LABELLA Associates, P.C.

Engineering
Architecture
Environmental
Planning

Remedial Investigation Report
NYSDEC BCP Site #C828159

Location:

690 Saint Paul Street
Rochester, New York

Prepared for:

Genesee Valley Real Estate Company, LLC
First Federal Plaza
28 East Main Street, Suite 500
Rochester, New York 14614

LaBella Project No. 209280

February 2014

Remedial Investigation Report
NYSDEC BCP Site #C828159

Location:

690 Saint Paul Street
Rochester, New York

Prepared for:

Genesee Valley Real Estate Company, LLC
First Federal Plaza
28 East Main Street
Rochester, New York 14614

LaBella Project No. 209280

February 2014

LaBella Associates, P.C.
300 State Street
Rochester, New York 14614

Engineering
Architecture
Environmental
Planning

LABELLA Associates, P.C.

300 State Street, Suite 201, Rochester, NY 14614

Phone 585.454.6110
Fax 585.454.3066
www.labellapc.com

February 18, 2014

Mr. Frank Sowers
Division of Environmental Remediation
New York State Department of Environmental Conservation ~ Region 8
6274 East Avon-Lima Road
Avon, New York 14414

Re: Remedial Investigation Report
BCP Site # C828159
690 Saint Paul Street
Rochester, New York 14605
LaBella Project No. 209280

Dear Mr. Sowers:

LaBella Associates P.C. ("LaBella") is pleased to submit this report that summarizes the Remedial Investigation performed at the above-referenced "Site."

If you have any questions, please do not hesitate to call me at (585) 295-6611.

Sincerely,

LABELLA ASSOCIATES, P.C.

Daniel P. Noll, P.E.
Project Manager

DPN\KRM

Attachment

cc: Dante Gullace – GVRE
Chris Gullace – GVRE
James Mahoney – NYSDEC
Justin Deming – NYSDOH
Suzanne Wheatcraft – RCSD
John Frazer – MCDOH
Frank Chiappone – B&L

CERTIFICATIONS

I Daniel P. Noll certify that I am currently a NYS registered professional engineer and that this Remedial Investigation Report was prepared in accordance with all applicable statutes and regulations and in substantial conformance with the DER Technical Guidance for Site Investigation and Remediation (DER-10) and that all activities were performed in full accordance with the DER-approved work plans and any DER-approved modifications.

NYS Professional Engineer #	Date	Signature

Table of Contents

Page

1.0 INTRODUCTION 1
1.1 Site Description 1
1.2 Site History 1
1.3 Previous Environmental Work/Reports 2
1.4 Summary of Areas of Concern 5
1.5 Standards, Criteria and Guidance 8
1.6 Objectives 9

2.0 REMEDIAL INVESTIGAITON 9
2.1 Site-Wide Tasks 10
2.2 AOC #1 20
2.3 AOC#2 31
2.4 AOC#3 33
2.5 AOC#4 35
2.6 AOC#5 35
2.7 AOC#6 39
2.8 AOC#7 40
2.9 AOC#8 41
2.10 Quality Assurance/Quality Control 46

3.0 PHYSICAL CHARACTERISTICS OF SITE 52
3.1 Geology 52
3.2 Hydrogeology 53
3.3 Hydraulic Conductivity 54

4.0 INTERIM REMEDIAL MEASURES 56
4.1 IRM AOC #1 (Former Oil House) 56
4.2 IRM AOC #2 (Former Foundry Building) & AOC #6 (General Site/Misc. Areas) 71

5.0 REMEDIAL INVESTIGATION RESULTS 83
5.1 Site-Wide Tasks 83
5.2 AOC #1 93
5.3 AOC#2 97
5.4 AOC#3 98
5.5 AOC#4 99
5.6 AOC#5 99
5.7 AOC#6 102
5.8 AOC#7 104
5.9 AOC#8 105

6.0 INVESTIGATION DERIVED WASTE 109

7.0 NATURE AND EXTENT OF CONTAMINATION 110
7.1 AOC #1 110
7.2 AOC#2 114
7.3 AOC#3 116
7.4 AOC#4 117
7.5 AOC#5 118
7.6 AOC#6 120
7.7 AOC#7 124
7.8 AOC#8 124
7.9 Off-Site Impacts – SG-4 126
7.10 Site Conceptual Model 127

8.0 QUALITATIVE EXPOSURE ASSESSMENT 131
8.1 On-Site Exposure Assessment 132
8.2 Off-Site Exposure Assessment 133

9.0 REMEDIAL INVESTIGATION CONCLUSIONS 135
9.1 Remedial Investigation Summary 135
9.2 Interim Remedial Measure Summary 135
9.3 Nature and Extent of Contamination Remaining at the Site 136

10.0 CITIZEN PARTICIPATION ACTIVITIES 136

List of Figures

Figure 1 – Site Location Map
Figure 2 – Site Boundary & Location Map
Figure 3A – Phase II ESA and 2008 IRM Features
Figure 3B – 2008 IRM Locations and 1950 Sanborn Map Overlay
Figure 4 – Geophysical Survey Results
Figure 5 – Areas of Concern
Figure 6 – Site Plan with RI Testing Locations
Figure 7A – Groundwater Contour Mapping – Overburden April 2013
Figure 7B – Groundwater Contour Mapping – Overburden March 2012
Figure 7C – Groundwater Contour Mapping – Bedrock April 2013
Figure 7D – Groundwater Contour Mapping – Bedrock January 2012
Figure 7E – Groundwater Contour Mapping – Bedrock October/November 2012
Figure 8 – IRM: AOC #1 Features
Figure 9 – IRM: AOC #1 Infrastructure As-Built
Figure 10A – IRM: AOC #2 Features
Figure 10B – IRM: AOC #6A & AOC #6B Features
Figure 10C – IRM: AOC #6C & AOC#6D Features
Figure 11 – Indoor Air Sample Locations
Figure 12 – AOC #8 Test Pit and Infrastructure Locations
Figure 13 – AOC #8 Infrastructure As-Built
Figure 14 – Mapped Subsurface Utilities
Figure 15 – Areas of Historically Observed NAPL
Figure 16 – Bedrock Surface Contours
Figure 17A – Geologic Cross-Section A-A'
Figure 17B – Geologic Cross-Section B-B'
Figure 17C – Geologic Cross-Section C-C'
Figure 18A – AOC #1 & AOC #6C Total VOC Isopleths: Bedrock Groundwater
Figure 18B – AOC #1 & AOC #6C Total VOC Isopleths: Bedrock Groundwater – Pre-AOC #1 IRM
Figure 18C – AOC #8 Total VOC Isopleths: Overburden Groundwater
Figure 19A – Site Conceptual Model: AOC #1
Figure 19B – Geologic Cross-Section D-D'
Figure 20A – Site Conceptual Model: AOC #8
Figure 20B – Geologic Cross-Section E-E'
Figure 21A – Site Conceptual Model: AOC #6C
Figure 21B – Geologic Cross-Section F-F'
Figure 22A – Detected VOCs in Soil Samples
Figure 22B – Detected VOCs in Soil Samples (Inset)
Figure 23 – Detected VOCs in Groundwater Samples
Figure 24A – Detected Select Metals in Soil Samples
Figure 24B – Detected Select Metals in Soil Samples (Inset)
Figure 25 – Detected Select Metals in Groundwater Samples
Figure 26A – Detected Select SVOCs, Pesticides and PCBs in Soil Samples
Figure 26B – Detected Select SVOCs, Pesticides and PCBs in Groundwater Samples

List of Tables

Table 1A – Summary of Detected VOCs in Surface Soil
Table 1B – Summary of Detected SVOCs in Surface Soil
Table 1C – Summary of Detected Metals in Surface Soil
Table 1D – Summary of Detected Pesticides in Surface Soil
Table 1E – Summary of Detected PCBs in Surface Soil
Table 2A – Summary of Detected VOCs in Test Pit Soil
Table 2B – Summary of Detected SVOCs in Test Pit Soil
Table 2C – Summary of Detected Metals in Test Pit Soil
Table 2D – Summary of Detected Pesticides in Test Pit Soil
Table 2E – Summary of Detected PCBs in Test Pit Soil
Table 3A – Summary of Detected VOCs in Geoprobe Soil Samples
Table 3B – Summary of Detected SVOCs in Geoprobe Soil Samples
Table 3C – Summary of Detected Metals in Geoprobe Soil Samples
Table 3D – Summary of Detected Pesticides in Geoprobe Soil Samples
Table 3E – Summary of Detected PCBs in Geoprobe Soil Samples
Table 3F – Summary of Thorium in Geoprobe Soil Samples
Table 4A – Summary of Detected VOCs in Groundwater (SP-15) Samples
Table 4B – Summary of Detected SVOCs in Groundwater (SP-15) Samples
Table 4C – Summary of Detected Metals in Groundwater (SP-15) Samples
Table 4D – Summary of Detected Pesticides in Groundwater (SP-15) Samples
Table 4E – Summary of Detected PCBs in Groundwater (SP-15) Samples
Table 5 – Summary of Detected VOCs in Sub-Slab Soil Vapor and Indoor Air Samples
Table 6 – Summary of Detected VOCs in Soil Gas Samples
Table 7A – Summary of Detected VOCs in Groundwater Samples
Table 7B – Summary of Detected SVOCs in Groundwater Samples
Table 7C – Summary of Detected Metals in Groundwater Samples
Table 7D – Summary of Detected Pesticides in Groundwater Samples
Table 7E – Summary of Detected PCBs in Groundwater Samples
Table 8 – Summary of VOCs in Absorbent Sock Samples
Table 9 – Summary of Field Readings
Table 10A – Summary of Detected VOCs in Standing Water
Table 10B – Summary of Detected SVOCs in Standing Water
Table 10C – Summary of Detected Metals in Standing Water
Table 10D – Summary of Detected Pesticides in Standing Water
Table 10E – Summary of Detected PCBs in Standing Water
Table 11A-L – Hydraulic Conductivity Testing Data
Table 12A – Summary of VOCs in IRM AOC #1 Confirmatory Soil Samples
Table 12B – Summary of SVOCs in IRM AOC #1 Confirmatory Soil Samples
Table 12C – Summary of Pesticides in IRM AOC #1 Confirmatory Soil Samples
Table 12D – Summary of PCBs in IRM AOC #1 Confirmatory Soil Samples

List of Tables (Continued)

Table 13A – Summary of VOCs in IRM AOC #2 Confirmatory Soil Samples
Table 13B – Summary of Metals in IRM AOC #2 Confirmatory Soil Samples
Table 13C – Summary of VOCs in IRM AOC #6 Confirmatory Soil Samples
Table 13D – Summary of SVOCs in IRM AOC #6 Confirmatory Soil Samples
Table 13E – Summary of Metals in IRM AOC #6 Confirmatory Soil Samples
Table 14 – Summary of Survey Data
Table 15 – AOC #1 Post-IRM Soil Samples (Auger Drill Rig)
Table 16A – Summary of VOCs in Pre-IRM Waste Characterization Samples
Table 16B – Summary of SVOCs in Pre-IRM Waste Characterization Samples
Table 16C – Summary of Pesticides and Chlorinated Herbicides in Pre-IRM Waste Characterization Samples
Table 16D – Summary of PCBs in Pre-IRM Waste Characterization Samples
Table 16E – Summary of RCRA Metals in Pre-IRM Waste Characterization Samples
Table 16F – Summary of Miscellaneous Parameters in Pre-IRM Waste Characterization Samples
Table 17 – Indoor Air Quality Data (Quarterly Monitoring)
Table 18A – Static Water Level Elevations (March 2012)
Table 18B – Static Water Level Elevations (April 2013)
Table 18C – Static Water Level Elevations (January 2012)
Table 18D – Static Water Level Elevations (October/November 2012)
Table 19A – Summary of Detected VOCs in Soil – LaBella Phase II ESA
Table 19B – Summary of Detected Metals in Soil – LaBella Phase II ESA
Table 19C – Summary of PHC Analysis – LaBella Phase II ESA
Table 19D – Summary of Detected VOCs in Groundwater – LaBella Phase II ESA
Table 19E – Summary of Detected SVOCs in Groundwater – LaBella Phase II ESA
Table 20A – Summary of Detected VOCs in 2008 IRM Confirmatory Samples
Table 20B – Summary of Detected SVOCs in 2008 IRM Confirmatory Samples
Table 21 – Summary of Monitored Natural Attenuation Parameters in Groundwater
Table 22A – Summary of VOCs with Exceedences in Soil by Areas of Concern
Table 22B – Summary of SVOCs with Exceedences in Soil by Areas of Concern
Table 22C – Summary of Metals with Exceedences in Soil by Areas of Concern
Table 22D – Summary of Pesticides with Exceedences in Soil by Areas of Concern
Table 22E – Summary of PCBs with Exceedences in Soil by Areas of Concern

List of Appendices

Appendix 1 – AMEC/Geomatrix Geophysical Survey Report and Aestus Report
Appendix 2 – Completed Indoor Air Quality Logs and Forms
Appendix 3 – Field Logs
Appendix 4 – Pertinent Photographs
Appendix 5 – Waste Manifests and Weigh Tickets
Appendix 6 – Laboratory Analytical Data and Data Usability Summary Reports
Appendix 7 – AOC #8 Soil Oxygen Demand Data Reports

1.0 INTRODUCTION

LaBella Associates, P.C. ("LaBella") conducted a Remedial Investigation (RI) at 690 Saint Paul Street, Rochester, Monroe County, New York, herein after referred to as the "Site." LaBella has prepared this RI Report on behalf of Genesee Valley Real Estate Company, LLC (GVRE). The RI was performed pursuant to New York State Department of Environmental Conservation (NYSDEC) Brownfield Cleanup Program (BCP), NYSDEC Site #C828159. Figures 1 and 2 show the location of the Site.

This report outlines the work completed in accordance with the October 2009 Remedial Investigation Work Plan (RIWP) for the Site, which was modified via several amendments (refer to Section 2.0). This report was completed in substantial accordance with the May 2004 NYSDEC Division of Environmental Remediation (DER) BCP Guide and the May 3, 2010 DER-10 (*Technical Guidance for Site Investigation and Remediation*).

A Health and Safety Plan (HASP) prepared by LaBella and dated October 2009 was developed for the Site and was approved by NYSDEC and New York State Department of Health (NYSDOH). In addition, during all ground intrusive work conducted at the Site, air monitoring was conducted in accordance with the Site Specific Generic Community Air Monitoring Plan (CAMP), which was included as Appendix 3 of the RI Work Plan (RIWP).

1.1 Site Description

The Site consists of approximately 4.73 acres of land improved with three inter-connected buildings and a fourth separate building. In total, these buildings occupy approximately 89,280 square feet of the Site (footprint area). Building 14B is currently utilized as a City of Rochester School District temporary school (Charlotte High School) and for administrative office space (on the first and second floors). Building 16 is currently partially occupied by a light industrial tenant (assembly of parts), a janitorial service for storage, and the remainder is vacant. Building 14A is partially occupied by a machine shop and the GVRE offices on the second floor and Building 22 is utilized by Geva Theatre for storage and scene construction.

The Site is situated in a mixed commercial, light industrial and residential area of the City of Rochester. The Site is bordered by St. Paul Street to the west with a Monroe County office building beyond, Lowell St. to the south with a City of Rochester park beyond, Martin Street to the east with a restaurant and residential properties beyond, and Hartel Alley to the north with a vacant restaurant and a light industrial (machine shop) building beyond.

Figures 1 and 2 illustrate the Site features and boundaries.

1.2 Site History

Based on the review of historical mapping (including Sanborn Fire Insurance and plat maps), the Site was developed prior to 1875 and was utilized primarily for residential purposes prior to approximately the 1920s. Based on the review of historical mapping and local street directories, the Site was primarily utilized for industrial purposes by Bausch & Lomb, Inc., formerly known as Bausch & Lomb Optical

Company ("B&L") from sometime around 1920 until it was abandoned by the company in the late 1960s. The property was developed for industrial use by "B&L" to manufacture lenses and other products. From the early 1970s until 2000, the Site was used predominantly for light commercial and storage applications. Occupants and/or owners of the Site have included various individual residences, B&L, Thomas Edison Technical and Industrial High School, Geva Theater storage, and various manufacturing and industrial tenants.

In the early 1900s, B&L purchased various properties that now comprise the Project Site. In 1973, B&L conveyed the Project Site to the New York State Urban Development Corporation ("UDC"), subject to a Memorandum of Agreement and Lease extending B&L's occupancy of certain portions of the Site. In 1982, Dante Gullace and Ralph Gullace purchased the Project Site from UDC and continued to own the Site first as tenants-in-common, and then solely by Dante Gullace until December 31, 1997, wherein all of Dante Gullace's interests in the Site were conveyed to GVRE.

1.3 Previous Environmental Work/Reports

The previous environmental work/reports are associated with the Site:

- *Phase I Environmental Site Assessment – 690 Saint Paul Street, Rochester, Monroe County, NY,* dated February 2008 and completed by LaBella Associates, P.C. (LaBella) for the Site identified Recognized Environmental Conditions (RECs) at the Site including: 1) the listing of the Site as a Small Quantity Generator (SQG) of hazardous waste and 2) historic use of the underground storage tanks (USTs) at the Site. The SQG listing of the Site was associated with the disposal of thorium, light ballasts and asbestos in about 1999. These materials were apparently encountered during building renovations. The UST REC was associated with NYSDEC Spill #0270335 identified for the Site. This Spill relates to contaminated soils encountered during the removal of a 500-gallon underground storage tank (UST). The Spill Report Form indicated that the UST may have contained solvents. Additionally, the Spill Report Form noted that the excavation was backfilled with the contaminated soils. The City of Rochester Building Information System (BIS) database reported a permit was issued in 2002 for the removal of a 300-gallon UST. An interview with an owner representative indicated that the UST may have been located in the courtyard area of the Site, either in or in close proximity to AOC #1 (refer to Figure 5). However, the former location of this UST has not been confirmed. Additional information (e.g. confirmatory analytical soil and/or groundwater sampling data) regarding the 2002 UST removal from the Site is not available at this time. A historical Sanborn Fire Insurance map dated 1950 (during B&L's ownership) depicted the presence of four gasoline tanks on the approximate central west portion of the Site. The City of Rochester BIS database reported that a permit was issued in 1998 for the removal of a 1,000-gallon fuel oil UST. Confirmatory analytical soil and/or groundwater sampling data were not available for review related to the removal of this UST from the Site.

- *Phase II Subsurface Report—Data Summary Package: NYSDEC Spill 0270335 (690 Saint Paul Street, Rochester, Monroe County, NY,* dated August 2008 and completed by LaBella. This report has previously been submitted to the NYSDEC under separate cover. LaBella completed nine test pits, advanced 13 "direct push" soil borings, and installed four shallow overburden groundwater monitoring wells in the historic UST area of the Site, to the east and northeast of the Site building. The Phase II investigation locations are depicted on Figure 3A and data is

summarized in Tables 19A through 19E. The Phase II investigation was conducted to evaluate the extent of soil and/or groundwater impacts associated with then-active NYSDEC Spill #0270335. The investigation identified petroleum and chlorinated solvent related soil and groundwater impacts at the Site in the area of the former USTs. Specifically, levels of total petroleum hydrocarbons (TPH) in soils ranged from 243.2 to 1,452.6 parts per million (ppm) with the reported concentrations of total xylenes exceeding its associated NYSDEC Recommended Soil Cleanup Objective (RSCO) referenced in NYSDEC Technical and Administrative Guidance Memorandum (TAGM) #4046 dated January 24, 1994, as amended by supplemental tables dated August 22, 2001. [NOTE: At the time of this work, these were the NYSDEC standards for Spill Sites. The BCP soil cleanup objectives (SCOs) are included in 6 NYCRR Part 375.] Petroleum related volatile organic compounds (VOCs) were also detected in a groundwater sample collected from monitoring well MW-3 at concentrations exceeding 6 New York Code of Rules and Regulations (6 NYCRR) Part 703 Groundwater Standards. In addition, the chlorinated VOC Trichloroethene (TCE) was detected in groundwater samples from overburden monitoring wells MW-2 and MW-3 at concentrations slightly exceeding 6 NYCRR Part 703 Groundwater Standards.

The report recommended that an Interim Remedial Measure (IRM) consisting of soil removal be completed in three areas on the eastern portion of the property with *ex-situ* bioremediation of source area soils and monitoring of post-IRM overburden groundwater. The NYSDEC was notified of the findings of the investigation, and on August 11, 2008, opened a new Spill file for the Site under Spill #0890771. NYSDEC Spill file #0270335 was subsequently closed by the NYSDEC on August 14, 2008.

- *Interim Remedial Measure Report - NYSDEC Spill 0890771 690 Saint Paul Street, Rochester, Monroe County, NY,* dated November 2008 and completed by LaBella. This report has previously been submitted to the NYSDEC under separate cover. In August through October 2008, IRM activities at the Site removed approximately 1,650 cubic yards of petroleum impacted soil from three excavations and one undocumented "orphan" UST. The petroleum contaminated soil from the remedial excavations was staged off-site at the proposed location of the future bio-cell. In addition, removal of free product from the Southern Remedial Excavation provided additional removal of the source of petroleum impacts in this area at the Site. The locations of these IRM excavations, confirmatory sample locations and residual impacts are included on Figure 3B. Data summary tables are included as Tables 20A and 20B. All confirmatory samples were analyzed for USEPA TCL and NYSDEC Spills Technology and Remediation Series (STARS) List VOCs and NYSDEC STARS List SVOCs. It should be noted that the STARS List was replaced by the Commissioner Policy 51 (CP-51) List in October 2010.

  Laboratory analytical results for confirmatory soil samples collected from the Southern Remedial Excavation indicated that the majority of the petroleum contamination in this area has been removed from the Site. The soil removal from the Southern Remedial Excavation was limited on the northeastern and central portions of the excavation due to underground utilities present in these areas (refer to Figure 3B).

  A total of seventeen (17) confirmatory samples were collected from the Southern Remedial. Data included in Tables 20A and 20B indicates that all samples were below their respective NYSDEC Part 375 SCOs for the Protection of Groundwater with the exception of the following:

- CS-1 – Collected from the southwestern sidewall of the excavation. Acetone was the only targeted compound detected above a NYSDEC Part 375 SCO in this sample. This detection does not appear to be environmentally significant based on the common identification of acetone as a laboratory contaminant and the lack of acetone identified in samples collected during the Phase II Investigation in this area of the Site.
- CS-5 – Collected from the northern sidewall of the excavation adjacent to the high voltage electrical conduit (*NOTE: Upon receipt of this sample data, this portion of the excavation was expanded northward and resampled*);
- CS-5-R2 – Collected from the northern sidewall of the excavation where the presence of an existing sidewalk prevented further excavation in this direction;
- CS-12 – Collected from the southern sidewall of the excavation adjacent to a high voltage electrical conduit (*NOTE: Upon receipt of this sample data, this portion of the excavation was expanded southward and resampled*); and
- CS-12-R – Collected from the southern sidewall of the excavation where the excavation was expanded to the south along the high voltage electrical conduit.
- CS-Elect – Collected adjacent to the high voltage electrical conduit traversing the Southern Remedial Excavation. Acetone was the only targeted compound detected above a NYSDEC Part 375 SCO in this sample. This detection does not appear to be environmentally significant based on the common identification of acetone as a laboratory contaminant and the lack of acetone identified in samples collected during the Phase II Investigation in this area of the Site.

A total of five (5) confirmatory samples were collected from the Central Remedial Excavation. As indicated in Tables 20A and 20B, laboratory analytical results indicate that all five (5) of these samples did not contain concentrations of VOCs above the reported laboratory method detection limits (MDLs).

A total of four (4) confirmatory samples were collected from the sidewalls of the Northern Remedial Excavation. As indicated in Tables 20A and 20B, targeted SVOCs were not detected above laboratory MDLs in samples collected from the Northern Remedial Excavation. Several petroleum-related VOCs were detected above their respective laboratory MDLs in sample CS-N-E; however, these VOCs were not detected above any of the appropriate SCOs (refer to Table 20A). Acetone was detected in all four (4) samples at levels above the Part 375 6.8(b) Protection of Groundwater SCO (refer to Table 20A); however, the detections of acetone were not deemed significant based on the common identification of acetone as a laboratory contaminant and the lack of acetone identified in samples collected during the Phase II Investigation in this area of the Site.

- *Monitoring Well Installation and Sampling* - Four bedrock groundwater monitoring wells were installed at the Site in August 2008. Wells BW-1, BW-2, BW-3, and BW-4 were installed to depths of 17.3 feet, 17.0 feet, 20.1 feet, and 13.2 feet, respectively. The monitoring wells were set with a steel casing to isolate bedrock groundwater from overburden groundwater. Following completion and development of the monitoring wells, each well was sampled.

  A pre-IRM groundwater sampling event was conducted in August 2008. The analytical results from this event reported exceedances to the NYS Part 703 Groundwater Standards and Guidance

Values for petroleum-related and solvent-related VOCs within each of the four groundwater monitoring wells. Monitoring well BW-2 reported the most exceedances of petroleum-related VOCs. Monitoring well BW-4 reported the most exceedances of solvent-related VOCs.

A post-IRM groundwater sampling event was conducted in January 2009. The analytical results from this post-source removal event reported fewer detections and exceedances of both petroleum-related and solvent-related VOCs.

1.4 Summary of Areas of Concern

Based on the information obtained from the Phase I ESA, review of historical Sanborn Fire Insurance Maps from 1892, 1911, 1950, and 1971 and the previous work completed at the Site, seven Areas of Concern (AOCs) were selected to be evaluated as part of the RI. Following preliminary RI work at the Site, an eighth AOC was identified. A brief summary of each AOC is presented below:

- **AOC #1: Trichloroethene (TCE) Impacts to Bedrock Groundwater, Low-Level Soil Impacts in Interim Remedial Measure (IRM) Confirmatory Soil Samples, and Former Oil House**

  Previous investigations by LaBella included the installation of four bedrock groundwater monitoring wells. These wells were installed at the Site in the area of the UST removed during the IRMs identified above. The initial sampling results from August 2008 as well as from January 2009 reported detections of TCE in bedrock groundwater. The detections of TCE were also found to exceed the New York State Part 703 Groundwater Quality Standards in bedrock wells BW-3 and BW-4.

  Additionally, some of the confirmatory soil samples associated with the IRM excavations reported concentrations of VOCs that exceeded the NYCRR Part 375 SCOs (refer to Section 1.3).

  The former "Oil House" was identified on the 1950 Sanborn Map as well as on the 1971 Sanborn Map. This structure does not appear on either the 1892 or 1911 Sanborn Maps indicating that it was constructed sometime between 1911 and 1950.

  There is a potential for this building to have used petroleum products and/or stored petroleum products in or around the building. As such, the "Oil House" was included in the RIWP as an AOC. The contaminants anticipated to be associated with this AOC are chlorinated and petroleum-related VOCs.

- **AOC #2: Former Foundry Building**

  A single-story steel structure building formerly located along the northern portion of the Site adjacent to Hartel Alley and east of the "Agitator Building" was labeled as "Foundry" on the 1950 and1971 Sanborn Maps. This structure does not appear on either the 1892 or 1911 Sanborn Maps, indicating that it was constructed sometime between 1911 and 1950. Additionally, these Sanborn Maps indicate that a "Core Room" and "Grinding and Tumbling" activities were located in the basement of this building.

  The NYSDEC considers foundry sand, slag, cinders, coals, ash, etc. to be Regulated Solid Wastes

and these fill materials are typically located in the area of former foundries. As such, the "Foundry" was included as an AOC in the RIWP. The contaminants anticipated to be associated with this AOC are: heavy metals and semivolatile organic compounds (SVOCs).

- **AOC #3**: **Former Agitator Building**

  A single-story steel structure building formerly located along the northern portion of the Site adjacent to Hartel Alley was labeled as "Agitator Building" on the 1950 and1971 Sanborn Maps. This structure does not appear on either the 1892 or 1911 Sanborn Maps, indicating that it was constructed sometime between 1911 and 1950.

  There is a potential for this building to have been used for mixing of chemicals (e.g., liquids) and/or foundry products. As such, the "Agitator Building" was included as an AOC in the RIWP. The contaminants anticipated to be associated with this AOC are: VOCs, SVOCs and heavy metals.

- **AOC #4: 125,000-Gallon Reservoir**

  A 125,000-gallon reservoir was observed on the 1950 and 1971 Sanborn Maps within Building 14A along the southern wall of the building. The historic contents of this reservoir are not known. It is possible that this reservoir only contained water; however, it may also have contained wastes and/or received wastewater via spills. As such, this 125,000-Gallon Reservoir was included as an AOC in the RIWP. The contaminants anticipated to be associated with this AOC are: VOCs, SVOCs and heavy metals.

- **AOC #5: Manufacturing Building Spaces**

  Four buildings on-site totaling approximately 89,280 square feet were formerly utilized for manufacturing. Based on a March 27, 2009 Site visit, LaBella noted areas where current pipe chases are located and areas of newer concrete that appear to be filled-in former pipe chases. These areas could represent locations for spilled liquids to accumulate. Depending on the integrity and potential penetrations through these structures, the chases could be conduits to the subsurface.

  As such, these areas were included as AOCs in the RIWP. The contaminants anticipated to be associated with this AOC are: VOCs, SVOCs and heavy metals.

- **AOC #6: General Site Evaluation and Gaps in AOCs**

  Due to the relatively large size of the Site and the known history of the Site, there is a potential for environmental conditions to exist beyond the known AOCs. As such, a general subsurface evaluation of the Site was also included to satisfy the requirements of the BCP. The contaminants anticipated to be associated with this AOC are: VOCs, SVOCs and heavy metals.

- **AOC #7: Dust Collector/Thorium and Confirmation of IRM Confirmatory Soil Samples**

  Thorium, in the form of dust and also stored in aboveground storage tanks of an unknown location, quantity and capacity, were utilized by the former occupant, Bausch and Lomb Optical Company. Thorium is a radioactive material added to glass to create a high refractive index while creating a low dispersion resulting in a high quality glass lenses for cameras and other scientific

equipment. The 1971 Sanborn Map (included in the RIWP) references a "Dust Collector" in the central portion of the Site between Building 14B and a former "Factory" building. The dust house also appears to have been located near the Southern Remedial Excavation completed during the IRM in 2008. The principal isotope of Thorium is ^{232}Thorium, which has a half-life of $1.4x10^{10}$ years. Thorium is naturally occurring and is a normal radioactive constituent of cement and concrete. ^{232}Thorium emits alpha particles during its decay process.

Based on the above, the Dust Collector was included as an AOC in the RIWP. Thorium is the anticipated contaminant in the area of the Dust Collector.

In addition to the above, confirmatory soil samples collected and submitted for laboratory analysis as part of the 2008 IRM Excavation at the Site were not reported in an Analytical Services Protocol (ASP) Category B Data Package. As such, select soil samples were collected from native soils located just outside the boundaries of the 2008 IRM Excavation in order to validate this data. In addition, select soil samples were collected from within the backfill used in the 2008 IRM excavation to characterize that material.

- **AOC #8: Area North of Building 22**

  Following preliminary RI work at the Site including the completion of soil gas points and soil borings and the collection of Geoprobe groundwater samples, chlorinated solvents (specifically TCE and its breakdown products) were identified at elevated levels in soil and groundwater in the area partially under the northern portion of Building 22 and immediately north of Building 22. In addition, a Geophysical survey (refer to Section 2.1) identified two magnetic anomalies that were not associated with surface features but were not of the size/shape that would appear to be caused by Underground Storage Tanks (USTs) and thus were not included in the initial RIWP. An area of shallow boring "refusal" (i.e., within 4-feet of the ground surface), was encountered south of borings SB-71 and SB-115 and north of SB-107 and SB-117. This area of shallow refusal does not correspond with any anomaly identified with the Geophysical survey. Based on this information, an RIWP amendment was created to further explore this AOC. The contaminants associated with this AOC are chlorinated VOCs.

These AOCs are illustrated on Figure 5.

In addition to the above AOCs, two former Bausch and Lomb manufacturing operations were shown on the Sanborn Maps to be located in the area of the Southern Remedial Excavation. These areas are discussed below:

- **Former Factory Building**

  A single-story, steel-structure building formerly located along the eastern portion of the Site adjacent to Martin Street was labeled as "Factory Building" on the 1950 and1971 Sanborn Maps. This structure does not appear on either the 1892 or 1911 Sanborn Maps indicating that it was constructed sometime between 1911 and 1950.

  The specific operations within the "Factory Building" are unknown. However, the location of the former "Factory Building" was within the area excavated during the 2008 IRM (refer to Figure 3B). As such, further investigation of this area of the Site does not appear warranted.

- **Former Boiler House**

  A building formerly located along the central portion of the Site between the former "Factory Building" and the former "Oil House" was labeled as "Boiler Room" on the 1971 Sanborn Map. This structure does not appear before the 1950 Sanborn Map indicating that it was constructed sometime between 1950 and 1971.

  However, the location of the former "Boiler Room" was within the area excavated during the 2008 IRM. As such, further investigation of this area of the Site does not appear warranted.

1.5 Standards, Criteria and Guidelines

This section identifies the Standards, Criteria and Guidelines (SCGs) for the Site. The SCGs identified are used in order to quantify the extent of contamination at the Site that may require remedial work based on the cleanup goal. In addition, since IRMs have been implemented at the Site, these SCGs will be used to evaluate the effectiveness of the IRMs and be used to determine if additional remedial actions are warranted. The SCGs for soil and groundwater are provided below.

Soil SCGs

The SCGs for soil used in this RI are:

- NYCRR Subpart 375-6 Remedial Program Soil Cleanup Objectives (RPSCOs) for Unrestricted Use
- NYCRR Subpart 375-6 RPSCOs for the Protection of Groundwater
- NYCRR Subpart 375-6 RPSCOs for the Protection of Public Health – Restricted Residential Use
- NYSDEC Commissioner Policy-51 (CP-51) Supplemental Soil Cleanup Objectives (SSCOs) for Restricted Residential Use

It should be noted that the above-listed SCOs are for comparison purposes and do not reflect the cleanup goals.

Groundwater SCGs

The SCGs for groundwater used in this RI are:

- NYSDEC Part 703 Groundwater Standards

Soil Gas and Vapor SCGs

Currently, no state regulatory (NYSDEC or NYSDOH) guidance values exist for soil gas. Sub-slab vapor and indoor air samples were compared to the NYSDOH Guidance for Evaluating Soil Vapor Intrusion in the State of New York and USEPA Building Assessment and Survey Evaluation (BASE) Database (90th Percentile).

1.6 Objectives

The Remedial Investigation was performed to characterize the AOCs listed above, conducting a qualitative exposure assessment for actual or potential exposures to contaminants at the Site and/or emanating from the Site, and producing data that will support the development of remedial actions (if any are warranted). The ultimate intent of the project is to redevelop the Site for commercial and restricted residential purposes. Specifically, the Site will serve as a temporary location for various schools undergoing renovations. One at a time, RCSD will relocate and operate schools at the Site while renovations are being made to the permanent school facilities. The use of the Site as flex space began in 2008 with the relocation of local School #33 to the Site. Charlotte High School moved into the third and fourth floors of Building 14B for the 2012-2013 school year. GVRE is planning to renovate the remainder of the buildings for a prospective tenant as office space and emergency housing for the poor. This project may also include the construction of a parking garage.

2.0 Remedial Investigation

The RI work completed as part of this project is detailed in this section. The subsections describe the various investigation work and sampling completed for each media.

The RI was completed in substantial accordance with the RI Work Plan and the NYSDEC Division of Environmental Remediation: *Draft Technical Guidance for Site Investigation and Remediation* dated December 2002 (DER-10). The sampling methodologies and locations were generally defined within the RI Work Plan, although actual sampling methodologies and locations varied slightly depending on accessibility, underground utilities and data obtained in previous tasks. In each case, the NYSDEC was contacted for approval prior to varying any sampling methodology or location. It should also be noted that several amendments were made to the work plan, which are listed below:

- *Additional Soil Boring Advancement, completed September 19, 2010, approved by NYSDEC September 21, 2010;*
- *Source Area Delineation (Former Oil House Area), submitted April 6, 2011, approved by NYSDEC April 2011;*
- *AOC #1 (Deep Bedrock Well), submitted April 23, 2012, approved by NYSDEC May 2012;*
- *Area North of Building 22, submitted July 9, 2012, approved by NYSDEC July 11, 2012; and*
- *Monitored Natural Attenuation/Surface Sampling, submitted May 21, 2013, approved by NYSDEC May 30, 2013.*

The above-listed RIWP amendments were submitted to the NYSDEC under separate cover.

The following sections describe the tasks completed site-wide and for each AOC.

Paradigm Environmental Services, Inc. (Paradigm), Mitkem Corporation (Mitkem), and Centek Laboratories (Centek) performed the soil, groundwater and soil gas/soil vapor laboratory testing on the samples collected during this RI. These laboratories are New York State Department of Health (NYSDOH) Environmental Laboratory Approval Program (ELAP) certified. In addition, all laboratory data was reported in an Analytical Services Protocol (ASP) Category B Deliverables data package.

Laboratory Quality Assurance/Quality Control (QA/QC) measures are discussed in Section 2.10 of this report.

Additionally, a mobile laboratory provided and operated by S_2C_2 inc. was used to analyze select soil and groundwater samples for VOCs. For quality assurance purposes, a subset of these samples were split and also analyzed by a fixed laboratory. In accordance with the NYSDEC-approved RIWP, for every ten samples analyzed via the mobile laboratory, one split sample was collected and analyzed via a "fixed-base" laboratory that is a NYSDOH ELAP certified laboratory. Refer to Section 5.0 for additional information.

The laboratory analytical results (nature and extent of impact) are discussed in Section 5.0. The laboratory results have also been validated and a Data Usability Study Report was prepared for each data package, as discussed in Section 2.9. As noted in the following Sections, soil data generated during the RI is included in attached Tables 1, 2 and 3. However, this data has also been organized by AOC in attached Table 22.

Mapping with callouts displaying select soil and groundwater data are included as Figures 22 through 26.

2.1 Site-Wide Tasks

2.1.1 Site Survey (Task 1 of RIWP)

Initially, LaBella contacted the City of Rochester and utility providers (e.g., Rochester Gas and Electric, Monroe County Water Authority, Monroe County Pure Waters, etc.) to obtain available mapping for underground utilities currently and/or historically at the Site. The information was provided to the NYSDEC for review in the RI Work Plan and was used to adjust subsurface testing locations as appropriate.

LaBella also performed a site survey to locate and elevate the existing subsurface utility structures and to look for historic structures at the Site. These subsurface utilities included catch basins, inverts associated with the catch basins, sewers, and other underground utilities on and around the Site. These elevations were used to evaluate potential preferential pathways for contaminant migration.

The surveyed information was also added to the Site mapping and used to adjust, if warranted, subsurface soil sampling locations (i.e., to evaluate preferential pathways). The elevation data obtained is included on Figures 7A & 7B. Location data will also be submitted separately with the Electronic Data Deliverables and will include the location and elevation of data points.

2.1.2 Subsurface Imaging Surveys (Task 4 of RIWP)

The following subsurface imaging surveys were implemented to further evaluate the subsurface prior to conducting subsurface sampling. The results of these

surveys were shown on mapping and provided to the NYSDEC for discussion of the adjustment of subsurface sampling locations, as appropriate.

2.1.2.1 Electromagnetic Survey

Amec Geomatrix Consultants Inc. (Amec Geomatrix) completed a geophysical survey throughout the exterior, accessible portions of the Site, including the parking lot areas, grass areas, and sidewalks on August 31 and September 25, 2009. The geophysical survey consisted of a focused Electromagnetic (EM) survey using a Geonics EM61 high sensitivity, high resolution time domain electromagnetic (TDEM) metal detector that can detect both ferrous and nonferrous metallic objects. The equipment has an approximate investigation depth of 10 feet.

The geophysical survey was conducted in order to evaluate for preferential pathways (utilities), orphan USTs, buried piping, buried debris/drums, etc. Subsequent to completing the geophysical survey at the Site, the results were provided to the NYSDEC with a letter and a figure that depicted suspect anomalies. LaBella discussed these results with the NYSDEC in order to determine what, if any, actions were required.

The results of Amec Geomatrix's report are summarized in Section 5.1.2.1. Appendix 1 includes Amec Geomatrix's report that describes the methodology and findings of the Electromagnetic Survey. Figure 4 depicts the EM-61 mapping obtained from Amec Geomatrix overlaid on the Site Plan.

2.1.2.2 Electro-Resistivity Imaging

In addition to the EM-61 survey, an Electro-Resistivity Imaging (ERI) survey was conducted in the area of the known chlorinated VOC impacts. Specifically, a GeoTrax Survey™ was performed by Aestus, LLC (Aestus). The NYSDEC had requested this alternative approach to characterizing subsurface conditions based on its usage at a different site in Region 8.

The intent of this survey was to evaluate anomalies that may suggest the extent of chlorinated VOCs in bedrock groundwater (specifically Light Non-Aqueous Phase Liquids (LNAPLs) and Dense Non-Aqueous Phase Liquids (DNAPLs) in these areas). The results of this survey were used to assist with the selection of specific locations of bedrock monitoring wells and soil borings.

Appendix 1 includes a report detailing the Aestus survey; however, a summary of the work is also included below.

2.1.2.2.1 Survey Layout

Each of the six GeoTrax Surveys™ was performed by installing 56 specialized 3/8-inch diameter stainless steel electrodes into the ground

along a straight line. The spacing used on each line provided the appropriate depth of imaging and/or to conform to lateral space constraints due to buildings, busy streets, property lines, etc. and/or issues related to extremely thick concrete. The surveys obtained an image depth of 36 feet throughout the survey area.

2.1.2.2.2 Data Collection

The electrodes were connected via specialized geophysical cables to Aestus' data acquisition field instruments. Electrical resistivity data from the subsurface was collected at each survey location and the data was checked for quality and integrity and partially processed in the field to obtain a high resolution draft subsurface image.

2.1.2.2.3 Data Reduction

Following field data collection, data post-processing was completed to develop a final electrical resistivity data set for each survey transect. A final image for each survey was developed which contains a model of the electrical resistivity of the subsurface in units of ohm-meters. Changes in topography along the survey lines were accounted for during this data processing work.

The final images were developed by color contouring and plotting the resistivity data for each survey line using a consistent color scheme for all Site surveys to allow for evaluation of the results of all surveys on a comparative basis.

2.1.2.2.4 Summary of Data Interpretation Process

According to Aestus, the magnitude of subsurface electrical resistivity values vary from site to site based on a number of factors, related to geology composition and to the chemistry of the groundwater and other fluids trapped in the pore spaces within the soil matrix and the presence or absence of buried debris and structures. For a typical site, fine materials such as clay and silt are generally less resistive (i.e., more conductive) while coarse sand and gravel are generally more resistive (i.e., less conductive). Reportedly, relative moisture content will also affect measurements, and soil will appear more resistive when dry and less resistive when wet.

The presence of fractures in bedrock geology may appear as a vertically oriented anomaly and may be either conductive or resistive depending on what type of fluid (e.g., clean groundwater and/or unweathered/weathered contamination) is present within the fracture.

Aestus notes that buried tanks or other man-made structures typically show up in survey images as either low resistivity/highly conductive (metallic construction) or high resistivity/low conductivity (fiberglass, concrete or other construction). If contamination is present underneath former tanks and sump areas, it reportedly generally presents as described in the following paragraphs.

Subsurface areas impacted with light or dense non-aqueous liquids (LNAPLs or DNAPLs, respectively) reportedly typically present as more resistive anomalous zones relative to areas that contain only non-impacted soils and pore fluids. Areas containing NAPL impacted soils reportedly often present as a roughly spherical or lenticular blob shape (obloid) and will typically be identified in survey images by more resistive values. Sometimes, the presence of this type of contamination can cause a less resistive (i.e., very conductive) anomaly or zone, particularly with weathered NAPL related contamination.

The results of the surveys were used to determine the locations of test pits, soil borings, and monitoring wells, following NYSDEC approval (refer to Section 5.1.2).

2.1.3 Soil Vapor Intrusion Investigation (Task 9 of RIWP)

A Soil Vapor Intrusion Investigation was implemented to determine if subsurface impacts have the potential to adversely affect indoor air quality via the vapor intrusion pathway for on-site and off-site locations. The work included the evaluation of sub-slab soil vapor/indoor air sampling and property line soil gas sampling, which were conducted after the initial soil boring and groundwater evaluations were completed. This approach was proposed in order to locate the sample locations in areas of known impacts identified as part of these prior investigation phases. The NYSDEC was contacted prior to selecting the location and number of sampling points.

2.1.3.1 Sub-Slab Vapor Sampling

To evaluate the potential for impacts to indoor air quality within the buildings on-site, sub-slab vapor sampling was conducted. This task consisted of the collection of the following samples from the on-site buildings on January 27, 2010:

- Building 16 – Three sub-slab soil vapor samples (designated SV-6 through SV-8) with corresponding indoor air samples (designated AMB-6 through AMB-8);
- Building 14A - Three sub-slab soil vapor samples (designated SV-3 through SV-5) with corresponding indoor air samples (designated AMB-3 through AMB-5); and,

- Building 22 – Two sub-slab soil vapor samples (designated SV-1 and SV-2) with corresponding indoor air samples (designated AMB-1 and AMB-2).
- Exterior – One exterior air sample (designated Outdoor Air) was collected for control purposes.
- Building 14B – Extensive soil vapor intrusion testing was completed in 2008 in this building, prior to the acceptance of the Site in the BCP. A sub-slab depressurization system was put in place in 2009 and indoor air sampling has occurred in Building 14B on a quarterly (or more frequent) basis since September 2008 (refer to Section 5.1.3.2 for additional information). The NYSDEC has reviewed the data previously generated for this building.

Figures 6 and 11 show the sub-slab soil vapor sample locations.

The installation and sampling of the sub-slab vapor points were completed in substantial accordance with the procedures provided in the October 2006 Final Guidance for Evaluating Soil Vapor Intrusion in the State of New York. The applicable procedures implemented as part of this investigation are summarized below. The co-located indoor air samples were collected concurrently with the sub-slab vapor samples.

- Temporary sub-slab vapor probe installations were installed using the following procedures:
    - Holes were drilled in the floor using an electric drill.
    - Laboratory grade, 1/8-inch diameter polyethylene tubing was placed in each drilled location to a depth of two inches or less into the sub-slab material.
    - The implant was sealed to the surface with non-VOC-containing and non-shrinking product that allowed for temporary installations.
- Sub-slab soil vapor samples were collected from each location in the following manner:
    - After installation of the probes, one to three volumes were purged prior to collecting the samples to create representative samples.
    - Flow rates for purging did not exceed 0.2 liters per minute to minimize the ambient air infiltration during sampling.
    - During purging of each sample point, a helium tracer gas evaluation was also conducted to verify the integrity of the sub-slab soil vapor probe seal. An enclosure was constructed around the soil vapor sampling point and sealed around the sample point casing. Subsequently, the enclosure was enriched with the tracer gas. The purged soil vapor sampling point was then tested for the tracer gas by a MGD-2002 Multi-Gas leak detector or similar leak detector.

- Sub-slab vapor samples were collected over the same general time period and in the same manner at all locations to minimize possible discrepancies.
- The sub-slab vapor samples were collected using Summa Canisters® equipped with pre-calibrated laboratory supplied flow regulators set for a sampling time of six hours. The Summa Canisters® were certified clean by the laboratory.
- The Summa Canisters® were connected to the sub-slab soil vapor sampling points via inert tubing.
- Subsequent to completing the sub-slab soil vapor sampling, the samples were sent under chain of custody control to the laboratory for testing. The samples were tested for VOCs using USEPA Method TO-15.

The co-located indoor air samples and the outdoor air sample were collected on January 27, 2010, concurrent with the sub-slab soil vapor samples in the following manner:

- Indoor air and outdoor air samples were collected over the same general time period and in the same manner at all locations to minimize possible discrepancies.
- Indoor air and outdoor air samples were collected using Summa Canisters® equipped with pre-calibrated laboratory supplied flow regulators set for a flow rate of 0.02 L/minute. The regulators were calibrated by the laboratory for a sampling time of six hours. The Summa Canisters® were certified clean by the laboratory.
- The indoor air samples were collected from a height of approximately three feet above the floor.
- The outdoor air sample was collected at an upwind location (near the stairway between buildings 14A and 14B) approximately three feet above the ground.
- Subsequent to completing indoor and outdoor air sampling, the samples were sent under chain of custody control to the laboratory for testing. The samples were tested for VOCs using USEPA Method TO-15.

As part of this Task, LaBella documented the following information and prepared the NYSDOH Indoor Air Quality Questionnaire and Building Inventory form during sampling to aid in the interpretation of the sampling results:

- Historic and current storage and uses of volatile chemicals were identified to the extent practicable.
- The use of heating or air conditioning systems during sampling was noted.
- Floor plan sketches were created that include the floor layout with sampling locations, chemical storage areas, garages, doorways, stairways, location of basement sumps or subsurface drains and utility perforations through building foundations, HVAC system air supply and

return registers, compass orientation(north), footings that create separate foundation sections, and any other pertinent information.
- Outdoor plot sketches were created that show the building site, area streets, outdoor air sampling locations, compass orientation, and paved areas.
- Ventilation conditions were reported.
- Any pertinent observations, such as spills, floor stains, odors and readings from field instrumentation were recorded.
- Additional documentation that assisted in the interpretation of the results was also noted.

The field sampling team also maintained a sample log sheet that summarized the following:

- Sample identification
- Date and time of sample collection
- Identity of samplers
- Sampling methods and devices
- Vacuum of canisters before and after samples collected
- Chain of custody protocols and records used to track samples from sampling point to analysis.

The field logs, forms, figures, NYSDOH Indoor Air Quality Questionnaire and Building Inventory Form and other documentation are included in Appendix 2.

2.1.3.2 Property Line Soil Gas Sampling

To evaluate the potential for off-site impacts to indoor air quality, soil gas sampling was conducted along the property line. Soil gas samples were collected from the following areas of the Site:

- Eastern boundary – two soil gas samples (designated SG-4 and SG-5)
- Western boundary – two soil gas samples (designated SG-1 and SG-2)
- Northern boundary – one soil gas sample (designated SG-6)
- Southern boundary – one soil gas sample (designated SG-3)

These locations were selected to characterize conditions closest to the nearest receptors. Samples from points SG-4 and SG-6 were collected on September 13, 2010. All other samples, including an outdoor air sample (designated "Ambient Air") were collected on July 26, 2010. Figure 6 shows the locations of the property line soil gas samples.

The installation and sampling of the soil gas points was completed in substantial accordance with the procedures provided in the October 2006 Final Guidance for Evaluating Soil Vapor Intrusion in the State of New York. The applicable

procedures to be implemented as part of this investigation are summarized below:

- Soil gas sampling points were installed using direct push technology to at least 4-feet below grade, or to bedrock refusal or slightly above static groundwater levels, whichever was encountered first. A porous, inert backfill material (glass beads) was used to create a sampling zone 1 to 2 feet in length. The soil gas sampling points were constructed of 0.25-inch stainless steel well screen connected to a stainless steel riser pipe. The soil vapor probes were sealed above the sampling zone with a minimum one feet of bentonite slurry. The sampling zone was placed a minimum of 3 feet BGS in order to minimize outdoor air infiltration. The remainder of the borehole was backfilled with glass beads. Soil gas sampling points were finished with protective casings that were grouted in place to minimize infiltration of water and outdoor air and to prevent damage to the soil gas point.
- Subsequent to installation, the probes were allowed to equilibrate at least 24 hours prior to purging and sampling.
- One probe volume (i.e., the volume of the sample probe and tube/riser pipe) were purged to create representative samples collected. To minimize the potential for outdoor air infiltration, the flow rate during purging did not exceed 0.2 liters per minute (L/min).
- During purging of each sample point, a tracer gas (helium) evaluation was also conducted to verify the integrity of the soil gas probe seal. An enclosure was constructed around the soil gas sampling point and sealed around the sample point casing. Subsequently, the enclosure was enriched with the tracer gas. The purged soil gas was then tested for the tracer gas (helium) by a MGD-2002 Multi-Gas leak detector or similar leak detector. The tracer gas was not detected.
- Soil gas samples were collected over the same general time period and in the same manner at all locations to minimize possible discrepancies. Soil gas samples were collected using Summa Canisters® equipped with pre-calibrated laboratory supplied flow regulators set for a flow rate of 0.2 Liter/minute. The regulators were calibrated by the laboratory for a sampling time of six hours. The Summa Canisters® were certified clean by the laboratory. The Summa Canisters® were connected to the soil gas sampling point via inert tubing.
- In addition to the soil gas samples, one ambient air sample was collected from an upwind location. The upgradient wind location was selected on the day of sampling based on the observed weather conditions. This sample was also collected using a Summa Canister® over the same approximate sampling periods.
- Subsequent to completing soil gas sampling, the samples were sent under chain of custody control to the laboratory for testing. The samples were tested for VOCs using USEPA Method TO-15.
- The sampling locations were located/surveyed and are shown on Figure 6.

- Soil generated during soil gas/sub-slab vapor sampling point installations was containerized in 55-gallon drums, characterized, and disposed of off-site in accordance with applicable regulations. These drums were removed from the Site on August 28, 2012. Waste manifest associated with the removal of these drums are included in Appendix 5.

At the time of sampling, the following information was documented that could influence interpretation of the results:

- A sketch of the Site and sampling locations relative to area streets, neighboring properties and structures (with estimated distance to the Site), outdoor ambient air sample location(s) and orientation (north arrow).
- Weather conditions (e.g., precipitation, outdoor temperature, barometric pressure, wind speed and direction).
- Any pertinent observations including odors and readings from field instrumentation.

2.1.4 Surface Soil Sampling

As required by NYSDEC DER-10, surface soil sampling was conducted as part of the exposure assessment. However, because structures or asphalt cover a majority of the Site, the portion of the Site where surface soil is exposed is limited. The surface soil samples were collected within the "courtyard area" east of Building 14B, the parking lot area in grass medians and/or perimeter locations where limited open grass areas are located.

Surface soil samples were collected at 12 locations (designated SS-1 through SS-11 and SS-8A), which are shown on Figure 6. Two samples were collected from each surface soil sample location, from two separate depths, with the exception of sample SS-11, in which the sample was collected from 0-2-ft. bgs per the NYSDEC approved RIWP Amendment (refer to Section 2.0). All surface samples were collected on December 28, 2009, with the exception of SS-07 (collected on December 22, 2009), SS-8A (collected on October 5, 2010), and SS-11 (collected on June 19, 2013). The following describes the method used to collect the surface soil samples:

- The sod/vegetative material were removed with a clean shovel/trowel. The surface soil sample was collected using new sterile sampling spoons to prevent cross-contamination of the samples from a depth of zero to two inches below the sod/vegetative material (with the exception of sample SS-11, as noted above).
- A second sample was collected from the "worst-case" portion of the interval between two inches to two feet below grade (with the exception of sample SS-11, as noted above).
- Soils were screened in the field for visible impairment by capturing headspace readings from soils. Headspace readings were analyzed with

a PID for detectable levels of VOCs. Additionally, olfactory indications of impairment and evidence of non-aqueous phase liquids (NAPLs) were evaluated during surface soil sampling work.

- All soil sampling for laboratory analysis was conducted concurrently with the headspace screening samples.
- Additionally, the surface soil samples were continuously screened in the field with a radiation monitor (Ludlum 2241 Digital Survey Meter with 44-9 Pancake Probe) to screen for the presence of alpha, beta, and gamma radiation as part of evaluating for ^{232}Thorium in soil, with the exception of SS-11. Due to the lack of indication of radiation impacts at the Site during the initial RI, the NYSDEC and NYSDOH approved LaBella to discontinue radiation screening. Prior to this, soil was screened with the radiation monitor by slowly sweeping, at a rate of five to eight cm per second, the pancake probe approximately one cm above the soils. Care was taken to not touch the face of the probe to the soils. Field screening results for radiation were recorded on a field log and the readings are included in Table 9.
- The 23 surface soil samples were submitted to a NYSDOH ELAP-certified laboratory for the analysis of the below-listed parameters, with the exception of sample SS-11, which was analyzed for USEPA TCL SVOCs including up to 30 TICs using USEPA Method 8270.
    - USEPA TCL and NYSDEC STARS List VOCs including up to 30 TICs using USEPA Method 8260
    - USEPA TCL SVOCs including up to 30 TICs using USEPA Method 8270
    - PCBs using USEPA Method 8082
    - Pesticides using USEPA Method 8081
    - TAL Metals using USEPA Methods 6010, 7470, and 7471
- Additionally, Laboratory Quality Assurance/Quality Control (QA/QC) sampling was performed in accordance with Section 5.2 QA/QC Plan.
- The surface sample data is included in attached Tables 1A through 1E.
- The surfaces soil sample locations were measured using a GPS GeoXT with GeoBeacon.
- Additional information regarding surface sample SS-11 is included in Section 4.2.

2.1.5 Non-Aqueous Phase Liquid (NAPL) Extraction Events

In accordance with discussions with the NYSDEC and the Interim Site Management Plan (SMP): Remaining Contamination (submitted under separate cover), several NAPL extraction events were completed at the Site as part of the RI. This work included removal of water and product from any wells in which NAPL was observed. This removal was completed by either pumping/vacuuming or use of an absorbent sock to absorb any product. This work is further summarized in Section 5.1.5.

2.2 AOC #1: Trichloroethene Impacts to Bedrock Groundwater, Low-Level Soil Impacts in Interim Remedial Measure Confirmatory Soil Samples, and Former Oil House

To evaluate the magnitude and extent of TCE in the area formerly occupied by the oil house, LaBella excavated test pits, completed direct-push soil borings, and characterized the groundwater via monitoring wells installed in the overburden, shallow bedrock and deep bedrock.

The following table summarizes the characterization program for AOC #1:

Characterization Method	Locations
Test Pits	TP-D, TP-E, TP-F, TP-8 (pre-BCP)
Soil Characterization – Soil Borings	SB-A8, SB-9 (pre-BCP), SB-14, SB-15, SB-16, SB-17, SB-18, SB-19, SB-20, SB-21, SB-85, SB-86, SB-87, SB-88, SB-102, SB-103, SG-2
Groundwater Samples – Overburden Soil Borings	SB-14, SB-15, SB-19, SB-85, SB-86, SB-87, SB-88
Groundwater Samples – Overburden Wells	MW-3
Groundwater Samples – Bedrock Wells	BW-4, BW-5, BW-6, BW-7, BW-13
Groundwater Samples – Interface Wells	BW-9, BW-10, BW-11, BW-12
Overall Nature and Extent Evaluation (Multiple Lines of Evidence)	SG-2, sub-slab vapor and indoor air testing

Figure 6 shows the characterization locations.

The following sections describe the methodologies employed during each activity.

2.2.1 Test Pit Excavations

A test pitting program was conducted to evaluate suspected and/or significant magnetic anomalies identified during the geophysical survey. The test pitting program included:

- The geophysical survey identified six anomalies, which were labeled Anomaly A through Anomaly F (refer to Section 5.1.2.1 for additional information). Test pits were advanced at three of the corresponding locations (Anomaly D through Anomaly F) and were labeled as TP-D through TP-F. In addition, TP-8 was advanced in AOC #1 as part of a pre-BCP investigation.
- An Underground Facilities Protection Organization (UFPO) stakeout was conducted at the entire Site to locate any subsurface utilities in the areas of the test pit activities.
- LaBella Associates retained the services of a contractor to implement a test pitting and soil sampling program at the Site using a backhoe.
- A total of four test pits (including the pre-BCP test pit) were excavated in AOC #1.
- Each RI test pit was advanced until the cause of the anomaly was encountered.
- Soils from the test pits were screened in the field for visible impairment by capturing headspace readings from soils. Headspace readings were analyzed with a MiniRae 3000 PID for detectable levels of VOCs. Initially, excavated soils were placed in a

plastic Ziploc® bag. The soil in the bag was mixed thoroughly inside the bag while sealed. After allowing the soil to warm to approximately "room temperature", the PID was utilized to screen the air from the headspace inside the bag. Additionally, olfactory indications of impairment, staining and evidence of non-aqueous phase liquids (NAPLs) were evaluated during test pitting. PID and Ludlum screening results were recorded on a field log and the logs are included as Table 9.

- Test pit logs were prepared and include soil description, test pit dimensions, PID measurements, when groundwater was encountered, etc. The test pit logs are included Appendix 3.
- Soil samples were collected from the test pits based on evidence of impairment. All soil sampling for laboratory analysis was conducted concurrently with the headspace screening samples. The samples were analyzed for each of the following parameters:
    - USEPA TCL and NYSDEC CP-51 List VOCs including up to 30 TICs using USEPA Method 8260
    - USEPA TCL SVOCs including up to 30 TICs using USEPA Method 8270
    - PCBs using USEPA Method 8082
    - Pesticides using USEPA Method 8081
    - TAL Metals using USEPA Methods 6010, 7470, and 7471
- Data generated from the analysis of test pit samples are included in attached Tables 2A through 2E.
- Test pits were backfilled with native materials on a last-out, first-in basis. Additionally, all test pits were backfilled by the end of the working day.
- Equipment utilized in test pitting activities was "rough" cleaned by removing any dirt from the bucket and the equipment tracks or tires.
- Each test pit location was measured using a Global Positioning System (GPS) GeoXT with GeoBeacon.

2.2.2 Direct-Push Soil Borings, Sampling, & Analysis

Sixteen (16) direct-push soil borings were advanced in AOC #1 to characterize subsurface conditions and to allow further delineation of contamination, horizontally and vertically. The direct-push soil boring program included the following:

- An UFPO stakeout was conducted at the Site to locate any subsurface utilities in the areas of the subsurface assessment and delineation. Final soil boring locations were selected based on the information provided by the UFPO stakeout and accessibility.
- Borings were advanced with a "geo-probe" direct-push sampling system. The use of direct-push technology allows for rapid sampling, observation, and characterization of relatively shallow overburden soils. The direct-push rig utilizes a four-foot macro-core sampler that is lined with disposable polyethylene sleeves. Soil cores were retrieved in four-foot sections, which were cut from the polyethylene sleeves for observation and sampling.
- Based on the geology at the Site, each boring implemented at the Site was advanced until apparent bedrock refusal was encountered.
- The drilling equipment was decontaminated prior to use, which included an Alconox and potable water wash followed by a potable water rinse. In between borings, the decontamination procedures were repeated.

- Soils from the borings were continuously screened in the field for visible impairment, olfactory indications of impairment, evidence of NAPLs, and/or indication of detectable VOCs with a PID collectively referred to as "evidence of impairment." Field screening (visual & olfactory observation, PID readings, etc.) were recorded on soil boring logs, which are included in Appendix 3.
- Soils were screened in the field for impairment by capturing headspace readings from soils. Headspace readings were analyzed with a MiniRae 3000 PID for detectable levels of VOCs. Initially, excavated soils were placed in a plastic Ziploc® bag. The soil in the bag was mixed thoroughly inside the bag while sealed. After allowing the soil to warm to approximately "room temperature", the PID was utilized to screen the air from the headspace inside the bag. Additionally, olfactory indications of impairment and evidence of NAPLs were evaluated during test pitting.
- In addition to the PID screening, soils were continuously screened in the field with a radiation monitor (Ludlum 2241 Digital Survey Meter with 44-9 Pancake Probe) to screen for the presence of alpha, beta, and gamma radiation as part of evaluating for ^{232}Thorium in soil. The Radiation Monitor was calibrated off-site prior to usage on-site. The soil was screened with the Radiation Monitor by slowly sweeping, at a rate of five to eight cm per second with the pancake probe approximately one cm above the soils. Care was taken to not touch the face of the probe to the soils. Field screening results (i.e., PID and Ludlum readings) were recorded on a field log and summarized in Table 9.
- Soil Boring Logs were completed and include soil description, soil boring number and location, PID readings, etc.
- Headspace screening soil samples and laboratory analytical samples from either direct push or rotary drill rig advanced soil borings were collected concurrently.
- Soil generated during soil sampling activities were containerized in 55-gallon drums, characterized, and disposed of off-Site in accordance with applicable regulations.
- A total of 15 soil samples were collected from the direct-push soil sampling program in AOC #1 for analysis. The analytical program consisted of one or more of the following parameters:
    - USEPA TCL and NYSDEC STARS List VOCs including up to 30 TICs using USEPA Method 8260
    - USEPA TCL SVOCs including up to 30 TICs using USEPA Method 8270
    - PCBs using USEPA Method 8082
    - Pesticides using USEPA Method 8081
    - TAL Metals using USEPA Methods 6010, 7470, and 7471

The sampling parameters are further summarized by sample in the below table:

Sample ID	**Sample Depth**	**Parameter**				
		TCL/CP-51 VOCs	TCL SVOCs	TAL Metals	PCBs	Pesticides
SB-A8	4.0'-8.0'	X				
SB-14	4.0'-6.5'	X				
SB-15	4.0'-5.0'	X				
SB-16	0-3.0'	X				

SB-17	0-4.0’	X				
Sample ID	**Sample Depth**	**Parameter**				
		TCL/CP-51 VOCs	TCL SVOCs	TAL Metals	PCBs	Pesticides
SB-18	4.0’-4.6’	X	X	X	X	X
SB-19	8.0’-10.8’	X				
SB-20	4.0’-6.2’	X				
SB-21	0-4.0’	X				
SB-85	4.0’-5.2’	X				
SB-86	4.0’-7.0’	X				
SB-87	4.0’-5.7’	X				
SB-88	4.0’-5.0’	X				
SB-103	7.1’-7.4’	X				
SG-2	4.0’-7.9’		X	X	X	X

2.2.3 Groundwater Investigation, Sampling, and Analysis

2.2.3.1 Temporary Wells Installed During the Soil Boring Program

During the completion of the direct-push soil boring program, 7 groundwater samples were collected from select soil borings in AOC #1 for analysis by a mobile laboratory. Several samples were split in the field with one split sample analyzed by the mobile laboratory and one analyzed by the “fixed” laboratory for correlation purposes (refer to Section 5.0). The samples were collected using Geoprobe® Screen Point 15™ as described below:

- The drilling subcontractor used the direct-push drilling rig to advance the borehole to approximately two feet into the uppermost water-bearing zone in the overburden.
- The drilling subcontractor prepared a Geoprobe® Screen Point 15™ sampling device according to the manufacturer’s instructions and lowered the device to the bottom of the borehole.
- The drill rods were sealed with built-in gaskets.
- The drilling subcontractor drove the sampling device into undisturbed materials below the borehole bottom.
- The drilling subcontractor withdrew the drill rods to expose the screen of the sampling device in accordance with manufacturer’s instructions.
- After waiting a sufficient time to allow the sampler to fill with water, a groundwater sample was collected by lowering a dedicated bailer through the rods and body of the sampler. The groundwater samples were collected at each location for laboratory analysis of USEPA TCL and NYSDEC STARS List VOCs including up to 30 TICs using USEPA Method 8260

- Soil and groundwater generated during groundwater sampling activities were containerized in 55-gallon drums, characterized, and disposed of off-site in accordance with applicable regulations. Investigation derived wastes are summarized in Section 6.0.

2.2.3.2 Overburden Wells

It should be noted that overburden wells MW-01 through MW-04 were installed during the Phase II ESA work, prior to the acceptance of the Site into the BCP; MW-03 was located within AOC #1. In addition to the 7 groundwater samples collected from soil borings in AOC #1, overburden well (MW-3) was installed in SB-09 to characterize groundwater conditions in AOC #1. Figure 6 shows the location of the well.

Well MW-03 was initially sampled as part of the Phase II ESA work completed at the Site by LaBella in 2008 (refer to Section 1.3). Following acceptance of the Site into the BCP and approval of the RIWP, MW-03 was resampled. The well was developed by removing approximately five well volumes. Well development was performed using dedicated bailers and/or pumping equipment and continued until groundwater turbidity measurements were below 50 Nephelometric Turbidity Units (NTUs).

Following development, a groundwater sample was collected from monitoring well MW-3. Prior to sample purging, the well was checked with a decontaminated oil/water interface probe to evaluate for potential NAPL in the wells. The interface probe was slowly lowered into the water column and observed for variations in the audible tone, which indicates the presence of NAPL. NAPL has not been observed in MW-03. Care was taken to minimize disturbance of the water column.

Sampling of overburden groundwater wells at the Site was completed using the same low flow methods described in Section 2.2.3.5. Due to low groundwater volume, purging of MW-3 could not be performed and the sample was obtained using a dedicated polyethylene bailer on September 14, 2010. This sample was analyzed for USEPA TCL and NYSDEC CP-51 List VOCs including up to 30 TICs using USEPA Method 8260. It should be noted that MW-3 was destroyed during the IRM work in AOC #1 (refer to Section 4.1). Groundwater sampling and development logs for MW-03 are included in Appendix 3.

2.2.3.3 Bedrock Interface Wells

Following the completion of the IRM activities in AOC #1 (refer to Section 4.1), four overburden/shallow bedrock monitoring wells were

installed to evaluate groundwater conditions and for NAPL. The wells, designated BW-09 through BW-12, were installed surrounding the removal area the week of January 16, 2012. The well locations were selected based on known historic features, the findings of the RI work and IRM excavation work and were approved in the field with the NYSDEC. The wells were installed and sampled using the methods listed in the RIWP for the bedrock well installation, with the following exceptions:

- Do to the lack of elevated levels of radiation identified during previous RI work in 2010 and 2011, radiation monitoring was not required to be completed during the installation of the interface wells.
- SP-15 groundwater sampling technology was not utilized during the installation of the interface wells as this sampling would have been redundant based on the well construction.
- Subsequent to drilling through overburden soils of various depths (based on the well locations), the wells were advanced through the top three feet of weathered bedrock, with the exception of BW-10, which was advanced through the top four feet of weathered bedrock. Bedrock drilling was conducted using 6-5/8-inch hollow stem augers. The augers were advanced slowly to evaluate cuttings for free product and to evaluate potential transition from weathered rock to competent rock.
- A 4-inch PVC with 0.020-slot screened interval between 5 ft. and 10 ft. in length was installed into each well. A coarse sand filter pack was installed from the bottom of the borehole annulus, extending at least 1-foot above the top of the screened interval. The screened interval extends from the bottom of the boring to across the apparent top of the water table (allowing for potential seasonal fluctuations). A layer of choke sand was placed above each filter pack for strength. Bentonite was installed into each borehole annulus extending from the top of the choke sand to the ground surface to provide a seal for the well point. Groundwater construction and development logs are included in Appendix 3.
- All wells were developed by purging at least 10-well volumes from each well, with the exception of BW-09, from which only 5-well volumes could be removed due to relatively slow groundwater recharge rates. Volumes of groundwater purged following the installation of BCP bedrock interface wells in AOC #1 (i.e., BW-09 through BW-12) are summarized in the table below.

Well ID	Gallons Lost During Drilling	One Well Volume	Gallons Purged
BW-09	<1	~3.0	15

Well ID	Gallons Lost During Drilling	One Well Volume	Gallons Purged
BW-10	~1	~3.9	40
BW-11	<1	~2.7	27
BW-12	~2	~3.0	30

- Development water was stored in 55-gallon drums prior to off-site disposal on August 28, 2012. Refer to Section 6.0 for additional information regarding investigation derived waste.
- Following purging of each well, the wells were monitored once every two weeks for product. After three consecutive gauging events in which NAPL was not identified, wells BW-9, BW-11 and BW-12 were sampled on February 22, 2012. Sampling was completed using the same low flow methods described in Section 2.2.3.5. BW-10 was not sampled at this time due to the presence of NAPL. An absorbent sock was placed in this well for approximately four days and submitted for laboratory analysis of TCL VOCs, CP-51 VOCs and total petroleum hydrocarbons (TPH). To analyze the sock, the laboratory removed pieces of the contaminated portion of the sock and homogenized these pieces. The homogenized portion of the sock was used for analysis. Data associated with this sampling is included in attached Table 8. Following three consecutive gauging events without the presence of NAPL, BW-10 was sampled on April 19, 2012.
- A second round of sampling of the interface wells was completed in October and November 2012. In addition, a third round of sampling in June 2013 in AOC #1 associated with the monitored natural attenuation viability study (refer to Section 4.1.11) included the sampling of BW-12. The sample parameters analyzed for the first, second and third rounds are summarized in the table below. Sampling was completed using the same low flow methods described in Section 2.2.3.5. Groundwater sampling logs are included in Appendix 3.

Sample ID	Sample Date	Parameter				
		TCL/CP-51 VOCs	TCL SVOCs	TAL Metals	PCBs	Pesticides
BW-09	2/22/2012	X	X			
BW-09	11/5/2012	X		X		
BW-10	4/19/2012	X	X			
BW-10	10/30/2012	X	X	X		
BW-11	2/22/2012	X	X			
BW-11	10/30/2012	X		X		
BW-12	2/22/2012	X	X			
BW-12	10/30/2012	X		X		
BW-12	6/19/2013	X				

2.2.3.4 Shallow Bedrock Wells

To characterize groundwater within the uppermost bedrock, five bedrock monitoring wells (designated BW-03, BW-04, BW-05, BW-06 and BW-07) were installed in AOC #1. For the purpose of this study, shallow bedrock is defined as bedrock to a depth of approximately 20-feet below ground surface (refer to Section 3.1 for additional information). Figure 6 shows the locations of the wells. The wells were installed using a rotary drilling rig using the following techniques:

- At each shallow bedrock monitoring well location, the overburden soils were collected using split-spoon samplers from the ground surface to competent bedrock conditions. The soil was screened in the field for "evidence of impairment" using a PID and visual and olfactory observations.
- Additionally, the soils were continuously screened in the field with a Radiation Monitor to screen for the presence of alpha, beta, and gamma radiation as part of evaluating for ^{232}Thorium in soil. The Radiation Monitor was calibrated off-site prior to usage on-site. The soil was screened with the Radiation Monitor by slowly sweeping, at a rate of five to eight cm per second with the pancake probe approximately one cm above the soils. Care was taken to not touch the face of the probe to the soils. Field screening results were recorded and are included in Table 9.
- When saturated conditions were encountered within the shallow overburden soils during split-spoon advancement, a groundwater sample was collected from the boring utilizing Geoprobe® Screen Point 15 groundwater sampling technology as described in Section 3.7 of DER-10. Each groundwater sample was analyzed for the full suite of parameters, except when adequate sample volumes were not obtained.
- Once competent bedrock was encountered, rotary drilling was used to create a borehole in the bedrock. Initially, an approximately two-foot "socket" was drilled into the bedrock and a permanent steel casing was placed to the bottom of the borehole and grouted to the surface. The grout was allowed to set for a minimum of 24 hours prior to additional drilling activities. A core barrel was used to drill through ten feet of bedrock, at which point drilling activities were terminated.
- The wells were left as open-hole monitoring wells. The steel casing was used as a protective casing, upon which a locking cap was placed.
- The rock cores were logged by a geologist, labeled, photographed, and stored in wooden core boxes. The cores will be stored until the project is completed. Drilling logs were

prepared by an experienced geologist who was present during all drilling operations.

- Appendix 4 includes photographs of the rock cores and Appendix 3 contains the boring logs and well construction logs.
- Soil generated during drilling activities were containerized in 55-gallon drums, characterized, and disposed of off-site in accordance with applicable regulations.
- Volumes of groundwater purged following the installation of BCP bedrock wells in AOC #1 (i.e., BW-05 through BW-07) are summarized in the table below.

Well ID	Gallons Lost During Drilling	One Well Volume	Gallons Purged
BW-05	~2	~5.7	30
BW-06	<1	~4.0	26
BW-07	<1	~5.0	36

Low flow sampling of the bedrock wells was implemented to minimize groundwater drawdown and to obtain a representative sample of groundwater conditions. In order to accomplish this task, the following steps were taken:

- The following low flow equipment was utilized to conduct low flow groundwater sampling.
  - QED Sample Pro Bladder Pump
  - Horiba U-22 Water Quality Monitoring System
  - Air Compressor
  - QED MP10 Low Flow Controller
  - ¼-inch Polyethylene Tubing
- The following water quality indicator parameters were measured at five-minute intervals during the purging of the well:
  - Water Level
  - Temperature
  - pH
  - Dissolved Oxygen
  - Specific Conductance
  - Oxidation Reduction Potential
  - Turbidity
- Groundwater sampling commenced once the groundwater quality indicator parameters have stabilized for at least three consecutive readings for the following parameters:
  - Water Level Drawdown <0.3’
  - Temperature - +/- 3%
  - pH - +/- 0.1unit
  - Dissolved Oxygen - +/-10%
  - Specific Conductance - +/-3%
  - Oxidation Reduction Potential - +/-10 millivolts

- Turbidity - +/-10% for values greater than 1 NTU

- Following the initial sampling event, a second round of groundwater samples were collected from the bedrock wells in October and November of 2012. The sampling protocols and list of analytes for the second round of sampling were determined based on exceedances of Site SCGs identified during the first round of sampling and approved by the NYSDEC. In addition, several AOC #1 wells were sampled for a third time for TCL/CP-51 VOCs in June 2013. The first, second and third sampling rounds are further summarized in the table below:

Sample ID	Sample Date	Parameter				
		TCL/CP-51 VOCs	TCL SVOCs	TAL Metals	PCBs	Pesticides
BW-03	9/15/2010	X	X	X	X	X
BW-03	10/30/2012	X		X		
BW-04	9/15/2010	X	X	X	X	X
BW-04	10/30/2012	X		X		
BW-04	6/18/2013	X				
BW-05	11/11/2010	X	X	X	X	X
BW-05	11/5/2012	X		X		X
BW-05	6/18/2013	X				
BW-06	11/10/2010	X	X	X	X	X
BW-06	10/30/2012	X		X		
BW-06	6/19/2013	X				
BW-07	11/10/2010	X	X	X		X
BW-07	11/7/2012	X	X	X	X	X
BW-07	6/19/2013	X				

2.2.3.5 Deep Bedrock Well

To characterize groundwater within the deeper bedrock, one bedrock monitoring well (designated BW-13) was installed in AOC #1. Figure 6 shows the location of the wells. The well was installed using a rotary drilling rig using the following techniques:

- Because the area of the deep bedrock well had been the subject of previous investigatory activities (viz., installation of other monitoring wells), no overburden soils were collected for screening or analysis. Augers were advanced through the overburden to the uppermost bedrock.
- A roller bit was used to drill through the upper bedrock to a depth of 22 feet, at which point a four-inch diameter steel casing was installed and grouted in place. The grout was allowed to set for a minimum of 24 hours prior to additional drilling activities.

- A core barrel was used to drill through approximately five feet (22 to 26.8 feet below grade) of bedrock, at which point drilling activities were temporarily halted.
- After determining that insufficient water was present for sampling (less than 1-gallon of water), an additional five feet (26.8 to 31.8 feet below grade) of bedrock was cored.
- The sample was submitted to an ELAP-certified laboratory for expedited analysis of TCL VOCs.
- Following receipt of the analytical results, an additional five feet (31.8 to 36.8 feet below grade) of bedrock was cored.
- A packer assembly was inserted into the bottom five-foot interval and used to isolate the lower interval from the remainder of the open bedrock. Groundwater was pumped from the well for development and sampling. Approximately 26-gallons of drill water was lost during coring; a total of approximately 45-gallons was purged from the well prior to sampling.
- The sample was also submitted to an ELAP-certified laboratory for expedited analysis of TCL VOCs.
- Following receipt of the analytical results, a two-inch PVC with 0.020-slot screened interval 10 feet in length was installed in the well. The well screen extends from 27-ft. bgs to 37-ft. bgs. A coarse sand filter pack was installed from the bottom of the borehole annulus, extending approximately two feet above the top of the screened interval (i.e., extending to 25-ft. bgs). Approximately four feet of bentonite (i.e., between approximately 25-ft. bgs to 21-ft. bgs) was installed in the borehole annulus extending from the top of the sand pack to provide a seal for the well point. The remainder of the annulus between the steel casing and the PVC riser was sealed with grout. The steel casing was used as a protective casing, upon which a locking cap was placed.
- The rock cores were logged by a geologist, labeled, photographed, and stored in wooden core boxes. The cores will be stored until the project is completed. Drilling logs were prepared by an experienced geologist who was present during all drilling operations.
- Appendix 4 includes photographs of the rock cores and Appendix 3 contains the boring logs and well construction logs.
- Soil generated during drilling activities were containerized in 55-gallon drums, characterized, and disposed of off-site in accordance with applicable regulations.

Low flow sampling of the deep bedrock well was implemented to minimize groundwater drawdown and to obtain a representative sample of groundwater conditions. The sample collected from BW-13 on November 5, 2012, was analyzed for USEPA TCL and NYSDEC STARS List VOCs including up to 30 TICs using USEPA Method 8260.

In order to accomplish this task, the steps outlined in Section 2.2.3.5 were implemented.

2.2.3.6 Monitored Natural Attenuation

In addition to the groundwater samples discussed in Sections 2.2.3.4 through 2.2.3.6, groundwater sampling associated with a monitored natural attenuation (MNA) viability study was completed in AOC #1 in June 2013. This study was approved by the NYSDEC as an amendment to the RIWP (refer to Section 2.0) and included sampling via low-flow methods discussed in the previous Sections and included in the RIWP. The monitoring wells in the below table were sampled for the indicated parameters as part of this study.

Sample ID:	**BW-04**	**BW-05**	**BW-06**	**BW-07**	**BW-12**
Sample Date:	6/18/2013	6/18/2013	6/19/2013	6/19/2013	6/19/2013
Parameter					
Methane	X	X	X	X	X
Ethane	X	X	X	X	X
Ethene	X	X	X	X	X
Iron	X	X	X	X	X
Manganese	X	X	X	X	X
Chloride	X	X	X	X	X
Nitrate	X	X	X	X	X
Nitrite	X	X	X	X	X
Sulfate	X	X	X	X	X
Sulfide	X	X	X	X	X
Total Organic Carbon (TOC)	X	X	X	X	X
TOC (Dissolved)	X	X	X	X	X

2.2.3.7 Hydraulic Connectivity Testing

Hydraulic connectivity testing was completed in August 2013 to evaluate hydraulic connections between the AOC #1 IRM excavation footprint and AOC #1 bedrock groundwater. The testing and results are summarized in Section 4.1.12.

2.3 AOC #2: Former Foundry Building

To characterize the subsurface conditions in the area formerly occupied by the foundry building, LaBella completed direct-push soil borings and characterized the groundwater.

The following table summarizes the characterization program for AOC #2:

Characterization Method	Locations
Soil Characterization – Soil Borings	SB-24, SB-25, SB-26, SB-27, SB-69, SB-91, SB-92, SB-93
Groundwater Samples – Overburden Soil Borings	SB-93
Groundwater Samples – Soil Gas Survey Points	SG-5
Groundwater Samples – Overburden Wells	MW-5, MW-09*, MW-10*

*MW-09 and MW-10 were installed subsequent to IRM work completed in AOC #2.

Figure 6 shows the characterization locations.

The following sections describe the methodologies employed during each activity.

2.3.1 Direct-Push Soil Borings, Sampling, & Analysis

As shown in the table above, 8 soil borings were advanced throughout AOC #2. The drilling and sampling procedures were performed in accordance with those described in Section 2.2.2.

A total of 7 soil samples were collected from the soil borings in AOC #2 for analysis of one or more of the following parameters:

- USEPA TCL and NYSDEC STARS List VOCs including up to 30 TICs using USEPA Method 8260
- USEPA TCL SVOCs including up to 30 TICs using USEPA Method 8270
- PCBs using USEPA Method 8082
- TAL Metals using USEPA Methods 6010, 7470, and 7471

These sample parameters are further summarized in the table below.

Sample ID	**Sample Depth (bgs)**	**Parameter**			
		TCL/CP-51 VOCs	TCL SVOCs	TAL Metals	PCBs
SB-24	0.4’-2.5’	X	X	X	
SB-25	8.0’-10.7’	X	X	X	
SB-26	8.0’-11.3’	X	X	X	
SB-27	8.0’-10.5’	X	X	X	X
SB-69	6.0’-8.0’	X	X	X	X
SB-92	8.0’-8.3’	X			
SB-93	8.0’-10.5’	X			

2.3.2 Groundwater Investigation, Sampling, and Analysis

2.3.2.1 One groundwater sample was collected from soil boring SB-93 in accordance with the procedures described in Section 2.2.3.1. The sample was analyzed for VOCs by the mobile laboratory (refer to Section 5.0). The boring log associated with SB-93 is included in Appendix 3. Table 9 includes PID readings from boring SB-93.

2.3.2.2 Soil Gas Locations

One groundwater sample was collected from soil gas sampling location SG-5 in accordance with the procedures described in Section 2.2.3.1. The sample was analyzed for full suite parameters. The boring log associated with SG-5 is included in Appendix 3. Table 9 includes PID readings from boring SG-5.

2.3.2.3 Overburden Wells

Three (3) overburden monitoring wells (MW-5, MW-9 and MW-10) were installed in AOC #2. MW-9 and MW-10 were installed subsequent to the IRM work in AOC #2. Drilling, development, and sampling procedures conformed to the procedures described in Section 2.2.3.3. The samples were analyzed for one or more of the following parameters:

- USEPA TCL and NYSDEC STARS List VOCs including up to 30 TICs using USEPA Method 8260
- USEPA TCL SVOCs including up to 30 TICs using USEPA Method 8270
- PCBs using USEPA Method 8082
- Pesticides using USEPA Method 8081
- TAL Metals using USEPA Methods 6010, 7470, and 7471

These sample parameters are further summarized in the table below.

Sample ID	**Sample Date**	**Parameter**				
		TCL/CP-51 VOCs	TCL SVOCs	TAL Metals	PCBs	Pesticides
MW-05	9/14/2010	X				
MW-05	1/18/2013	X	X	X	X	X
MW-09	11/5/2012	X	X	X	X	X
MW-10	11/5/2012	X	X	X	X	X

2.4 AOC #3: Former Agitator Building

To characterize the subsurface conditions in the area formerly occupied by the agitator building, LaBella completed direct-push soil borings and characterized the groundwater.

The following table summarizes the characterization program for AOC #3:

Characterization Method	Locations
Soil Characterization – Overburden Soil Borings	SG-6, SB-28 and SB-29
Groundwater Samples – Soil Gas Survey Points	SG-6
Groundwater Samples – Overburden Wells	MW-06

Figure 6 shows the characterization locations. It should also be noted that additional characterization testing was completed in this area to evaluate AOC #8 (refer to Section 2.9).

The following sections describe the methodologies employed during each activity.

2.4.1 Direct-Push Soil Borings, Sampling, & Analysis

As shown in the table above, 3 soil borings were advanced throughout AOC #3. The drilling and sampling procedures were performed in accordance with those described in Section 2.2.2.

A total of 2 soil samples (SB-28 and SB-29) were collected from the soil borings for analysis of the below listed parameters. Samples SB-28 and SB-29 were collected from depths of 4.0 to 8.0-ft. bgs and 8.0 to 10.4-ft. bgs, respectively.

- USEPA TCL and NYSDEC STARS List VOCs including up to 30 TICs using USEPA Method 8260
- USEPA TCL SVOCs including up to 30 TICs using USEPA Method 8270
- PCBs using USEPA Method 8082
- Pesticides using USEPA Method 8081
- TAL Metals using USEPA Methods 6010, 7470, and 7471

2.4.2 Groundwater Investigation, Sampling, and Analysis

2.4.2.1 Soil Gas Locations

Soil gas location SG-6 was installed to evaluate property line soil gas; however, this location is approximately 30-feet to the northeast of the former agitator building. One groundwater sample was collected from soil gas sampling location SG-6 in accordance with the procedures described in Section 2.2.3.2. The sample was analyzed for the following parameters:

- USEPA TCL and NYSDEC STARS List VOCs including up to 30 TICs using USEPA Method 8260

- USEPA TCL SVOCs including up to 30 TICs using USEPA Method 8270
- TAL Metals using USEPA Methods 6010, 7470, and 7471

2.4.2.2 Overburden Wells

One overburden monitoring well (MW-06) was installed in AOC #3. Drilling, development, and sampling procedures conformed to the procedures described in Section 2.1.3.3. MW-06 was sampled in September 2010 and November 2012. During the September 2010 sampling, a low water level in MW-06 prevented purging the well. However, approximately 0.7-gallons of water were purged fromMW-07 prior to the November 2012 sampling. Samples from MW-06 were analyzed for the following parameters:

- USEPA TCL and NYSDEC STARS List VOCs including up to 30 TICs using USEPA Method 8260 (2010 and 2012 sampling events)
- USEPA TCL SVOCs including up to 30 TICs using USEPA Method 8270 (2012 sampling event)
- PCBs using USEPA Method 8082 (2012 sampling event)
- Pesticides using USEPA Method 8081 (2012 sampling event)
- TAL Metals using USEPA Methods 6010, 7470, and 7471 (2012 sampling event)

2.5 AOC #4: 125,000-Gallon Reservoir

Although the construction of the 125,000-gallon reservoir prohibited drilling within the reservoir, SB-40 and SB-43 were drilled immediately down gradient of the structure. Figure 6 shows the test boring locations. The drilling and sampling procedures were performed in accordance with those described in Section 2.2.2. The soil sample collected from the boring was analyzed for:

- USEPA TCL and NYSDEC STARS List VOCs including up to 30 TICs using USEPA Method 8260
- USEPA TCL SVOCs including up to 30 TICs using USEPA Method 8270
- PCBs using USEPA Method 8082
- TAL Metals using USEPA Methods 6010, 7470, and 7471

2.6 AOC #5: Manufacturing Building Spaces

To characterize the conditions in the areas currently occupied by site buildings, LaBella completed a standing water and floor drain evaluation, a direct-push soil boring program, and groundwater characterization activities.

The following table summarizes the characterization program for AOC #5:

Characterization Method	Locations			
	Building 14A	Building 14B	Building 16	Building 22
Standing Water Samples	690-Tunnel-O, 690-Elev-O, 690-Sump-O, 690-125K-O and 690-Pipe-O	-	-	-
Floor Drain Samples	-	-	SB-45 and SB-46	-
Soil Characterization – Soil Borings	SB-A7, SB-31, SB-32, SB-33, SB-34, SB-35, SB-36, SB-37, SB-38, SB-39, SB-40, SB-41, SB-42, SB-43, SB-44, SB-79, SB-80	SB-89, SB-90	SB-45, SB-46, SB-A5, SB-A6, SB-47, SB-48, SB-49, SB-50, SB-51, SB-52, SB-53, SB-54, SB-55, SB-56	SB-57, SB-58, SB-59, SB-60, SB-61, SB-62, SB-63, SB-64, SB-95
Groundwater Samples – Soil Borings	-	-	-	SB-95
Groundwater Samples	BW-06	-	-	-
Soil Vapor Instrusion Samples	SV-3, SV-4, SV-5, AMB-3, AMB-4, AMB-5	-	SV-6, SV-7, SV-8, AMB-6, AMB-7, AMB-8	SV-1, SV-2, AMB-1, AMB-2

Figure 6 shows the characterization locations. Soil vapor intrusion testing is described in Section 2.1.3.1.

The following sections describe the methodologies employed during each activity.

2.6.1 Standing Water and Floor Drain Evaluation

2.6.1.1 Standing Water

Standing water was observed during a March 29, 2009, site visit in four (4) discrete locations within the buildings at the Site:

- Tunnel that extends from Building 14A underneath Saint Paul Street (designated "690-Tunnel-O");
- Elevator shaft in Building 14A (designated 690-Elev-O);
- Elevator sump in Building 14B (designated 690-Sump-O);
- Pipe in floor in southern portion of Building 14A (possibly associated with 125,000-gallon reservoir identified on the 1950 and 1971 Sanborn Maps; designated 690-Pipe-O); and
- Within the 125,000-gallon reservoir (designated "690-125K-O").

Grab samples of the standing water were collected from each of the five (5) locations described above for analysis of:

- TCL VOCs plus up to 30 TICs by USEPA method 8260B;
- TCL SVOCs plus up to 30 TICs by USEPA Method 8270D;
- TAL Metals by USPEA Methods 6010 and 7471;
- PCBs by USEPA Method 8082A; and,
- Pesticides by USEPA Method 8081B.

2.6.1.2 Floor Drains

Two floor drains are located in the western portion of Building 16. The discharge locations of these floor drains were evaluated in order to confirm that each discharged to the sanitary sewer. Initially, potential downgradient manholes were identified and these manholes were accessed as monitoring points. A fluorescent dye was added and flushed into the floor drain while the monitoring points were observed. Subsequent to allowing sufficient time for the dye to have traversed the distance to the monitoring point, the same procedure was used on the second monitoring point using a different colored dye. Dye was not observed in the monitoring locations.

Because the discharge location was not identified by this method, LaBella attempted to videotape the drain lines. This was also unsuccessful because the pipes appeared to be in a deteriorated condition. Consequently, borings (SB-45 and SB-46) were advanced proximal to the floor drains to characterize subsurface conditions. This work is discussed in Section 2.6.2.

2.6.2 Direct-Push Soil Borings, Sampling, & Analysis

As shown in the table above, a total of 39 soil borings were advanced throughout AOC #5. The drilling and sampling procedures were performed in accordance with those described in Section 2.2.2.

A total of 37 soil samples were collected from the soil borings for analysis of one or more of the following parameters:

- USEPA TCL and NYSDEC STARS List VOCs including up to 30 TICs using USEPA Method 8260
- USEPA TCL SVOCs including up to 30 TICs using USEPA Method 8270
- PCBs using USEPA Method 8082
- Pesticides using USEPA Method 8081
- TAL Metals using USEPA Methods 6010, 7470, and 7471

These sample parameters are further summarized in the table below.

Sample ID	Sample Depth (bgs)	Parameter				
		TCL/CP-51 VOCs	TCL SVOCs	TAL Metals	PCBs	Pesticides
SB-A7	0-3.5’	X				
SB-31	0.5’-1.5’	X	X	X	X	
SB-32	1.2’-2.0’	X	X	X		
SB-33	0.6’-1.6’	X	X	X	X	
SB-34	0.5’-1.4’	X	X	X		
SB-35	0.6’-3.9’	X	X	X	X	X
SB-36	2.0’-3.8’	X	X	X		
SB-37	0.7’-1.9’	X	X	X	X	
SB-38	0.8’-4.0’	X	X	X		
SB-39	0.5’-1.0’	X	X	X	X	
SB-40	0.5’-2.0’	X	X	X	X	
SB-41	0.6’-2.3’	X	X	X	X	
SB-42	1.0’-4.0’	X	X	X		
SB-44	0.8’-3.5’	X	X	X		
SB-45	0.8’-3.0’	X	X	X	X	X
SB-46	0.8’-3.2’	X	X	X		
SB-47	0.8’-3.7’	X	X	X		
SB-48	0.6’-3.4’	X	X	X		
SB-49	0.6’-1.3’	X	X	X		
SB-50	0.6’-3.5’	X	X	X	X	
SB-51	0.9’-2.5’	X	X	X		
SB-52	0.9’-4.0’	X	X	X		
SB-53	0.8’-4.0’	X				
SB-54	0.6’-3.4’	X	X	X	X	
SB-55	0.6’-1.4’	X	X	X	X	
SB-56	3.0’-4.0’	X	X	X		
SB-57	0.4’-1.0’	X	X	X		
SB-58	4.0’-7.3’	X	X	X	X	
SB-59	0.4’-4.0’	X	X	X	X	
SB-60	2.5’-4.0’	X	X	X		
SB-61	6.3’-8.0’	X	X	X		
SB-62	6.2’-7.8’	X	X	X		
SB-63	4.0’-6.3’	X	X	X	X	
SB-64	6.5’-8.0’	X	X	X	X	X
SB-79	0-3.5’	X	X	X		
SB-80	0-2.5’	X	X	X	X	X
SB-95	5.6’-7.3’	X				

2.6.3 Groundwater Investigation, Sampling, and Analysis

One groundwater sample (SB-95) was collected from the soil borings advanced within the buildings in accordance with the procedures described in Section 2.2.3.1. The sample was analyzed for VOCs by the on-site laboratory.

2.6.4 Soil Vapor Intrusion Assessment

Details regarding the soil vapor intrusion assessment are provided in Section 2.1.3.1.

2.7 AOC #6: General Site Evaluation and Gaps in AOCs

A number of samples were collected as part of a general site-wide evaluation in order to characterize areas not specifically located within an AOC. These included:

Characterization Method	Locations
Soil Characterization – Soil Borings	SB-A2, SB-65, SB-66, SB-67, SB-68, SB-73, SB-76, SB-77, SB-96, SB-97
Soil Characterization – Surface Soil	SS-2, SS-11
Groundwater Samples – Soil Borings	SB-76

Note: Soil borings SB-76 and SB-77 were also completed as part of the AOC#7 evaluation.

Figure 6 shows the characterization locations.

The following sections describe the methodologies employed during each activity. Surface sample methodology is described in Section 2.1.4.

2.7.1 Direct-Push Soil Borings, Sampling, & Analysis

As shown in the table above, eight (8) soil borings were advanced throughout AOC #6. The drilling and sampling procedures were performed in accordance with those described in Section 2.2.2.

A total of eight (8) soil samples were collected from the soil borings for analysis of one or more of the following parameters:

- USEPA TCL and NYSDEC STARS List VOCs including up to 30 TICs using USEPA Method 8260
- USEPA TCL SVOCs including up to 30 TICs using USEPA Method 8270
- PCBs using USEPA Method 8082
- Pesticides using USEPA Method 8081
- TAL Metals using USEPA Methods 6010, 7470, and 7471

These sample parameters are further summarized in the table below.

Sample ID	Sample Depth (bgs)	Parameter				
		TCL/CP-51 VOCs	TCL SVOCs	TAL Metals	PCBs	Pesticides
SB-A2	4.0'-8.0'	X				
SB-65	4.0'-5.5'	X	X	X		
SB-66	4.0'-5.2'	X	X	X		
SB-73	0.4'-4.0'	X	X	X	X	
SB-76	7.7'-8.0'	X	X	X	X	X
SB-77	0-4.0'	X	X			
SB-96	4.0'-4.5'	X	X			
SB-97	3.0'-4.1'	X	X			

2.7.2 Groundwater Investigation, Sampling, and Analysis

One groundwater sample (SB-76) was collected from the soil borings in AOC #6 in accordance with the procedures described in Section 2.2.3.1. The sample was analyzed for VOCs.

2.8 AOC #7: Dust Collector/Thorium and Confirmation of IRM Confirmatory Soil Samples

2.8.1 Dust Collector/Thorium Sampling

As part of the soil characterization activities in each of AOCs #1 through #6, all soil samples were screened for radiation to evaluate the potential presence of ^{232}Thorium, unless otherwise noted. The screening procedures utilized are described in Section 2.2.2 and the results are provided in Table 9.

Additionally, six (6) samples were submitted for laboratory analysis of Thorium^{232}: SB-22 (2.0'-3.2'); SB-27 (8.0'-10.5'); SB-31 (0.5'-1.5'); SB-73 (0.4'-4.0'); SB-81 (4.0'-7.9'); and SB-82 (0.2'-4.0') and one (1) sample (SB-31) was submitted for laboratory analysis of Thorium^{230}. Figure 6 illustrates these sample locations. All samples were analyzed using United States Army Corps of Engineers (USACE) Method RMO-3008.

2.8.2 2008 IRM Confirmatory and Waste Characterization Soil Samples

Soil borings SB-74 through SB-78 as well as SB-83 and SB-84 were completed to obtain replacement confirmatory soil samples associated with the 2008 IRM work (refer to Figure 6 for boring locations). These materials had previously been characterized but the analytical data had not been provided in a Category B deliverable so validation of the data was not possible. Soil borings SB-81 and SB-82 were completed to characterize the material used as clean backfill during

the 2008 IRM at the Site. The borings were completed in accordance with the procedures described in Section 2.2.2.

The samples were analyzed for one or more of the following parameters:

- USEPA TCL and NYSDEC STARS List VOCs including up to 30 TICs using USEPA Method 8260;
- USEPA TCL SVOCs including up to 30 TICs using USEPA Method 8270;
- PCBs using USEPA Method 8082;
- Pesticides using USEPA Method 8081;
- TAL Metals using USEPA Methods 6010, 7470, and 7471; and
- Thorium using USACE Method RMO-3008.

These sample parameters are further summarized in the table below.

Sample ID	Sample Depth (bgs)	Parameter				
		TCL/CP-51 VOCs	TCL SVOCs	TAL Metals	PCBs	Pesticides
SB-74	6.5'-7.0'	X	X			
SB-75	6.5'-7.0'	X	X			
SB-76	7.7'-8.0'	X	X	X	X	X
SB-77	0-4.0'	X	X			X
SB-78	6.5'-7.0'	X	X			
SB-83	8.0'-9.8'	X				
SB-84	9.0'-10.5'	X				

Note: Soil borings SB-76 and SB-77 were also completed as part of the AOC#6 evaluation.

2.9 AOC #8: Area North of Building 22

At the start of the Remedial Investigation, a number of samples were collected to characterize areas not specifically located within an AOC. Several of these samples identified elevated levels of chlorinated solvents in soil and groundwater in the area to the north of Building 22 (refer to Figures 6, 22A and 23). Based on this data, additional test points were advanced in AOC #8. Test points completed in AOC #8 include the following:

Characterization Method	Locations
Soil Characterization – Soil Borings	SB-30, SB-58, SB-61, SB-64, SB-71, SB-72, SB-94, SB-95, SB-106, SB-106A, SB-107, SB-108, SB-109, SB-110, SB-111, SB-112, SB-113, SB-114, SB-115, SB-116, SB-117, SB-118, SB-119, SB-120, SB-121, SB-122, SB-123, SB-124, SB-125, MW-06
Soil Characterization – Test Pits	TP-TCE-01, TP-TCE-02, TP-TCE-03
Groundwater Samples – Soil Gas Survey Points	SG-1

Characterization Method	Locations
Groundwater Samples – Soil Borings	SB-94, SB-95, SB-106A, SB-108A, SB-110, SB-111, SB-112, SB-113, SB-114, SB-115, SB-116, SB-117, SB-118, SB-119, SB-120, SB-121, SB-122, SB-123
Groundwater Samples – Overburden Wells	MW-06, MW-07, MW-08
Groundwater Samples – Bedrock Wells	BW-08

Figure 6 shows the characterization locations.

2.9.1 Direct-Push Soil Borings, Sampling, & Analysis

As shown in the table above, 28 soil borings were advanced throughout AOC #8. The drilling and sampling procedures were performed in accordance with those described in Section 2.2.2.

A total of 16 soil samples were collected from the soil borings in AOC #8 for analysis of one or more of the following parameters:

- USEPA TCL and NYSDEC STARS List VOCs including up to 30 TICs using USEPA Method 8260
- USEPA TCL SVOCs including up to 30 TICs using USEPA Method 8270
- PCBs using USEPA Method 8082
- Pesticides using USEPA Method 8081
- TAL Metals using USEPA Methods 6010, 7470, and 7471

These sample parameters are further summarized in the table below.

Sample ID	Sample Depth (bgs)	Parameter[(1)]				
		TCL/CP-51 VOCs	TCL SVOCs	TAL Metals	PCBs	Pesticides
SB-30	8.0’-10.7’	X	X	X	X	
SB-58	4.0’-7.3’	X	X	X	X	
SB-61	6.3’-8.0’	X	X	X		
SB-64	6.5’-8.0’	X	X	X	X	X
SB-71	8.0’-11.3’	X[(2)]	X	X	X	
SB-72	9.0’-11.0’	X	X	X		
SB-94	10.5’-11.4’	X[(3)]				
SB-95	5.6’-7.3’	X[(3)]				
SB-106A	8.0’-11.9’	X				
SB-107	12.0’-12.1’	X				
SB-108A	8.0’-11.0’	X				
SB-119	8.0’-11.4’	X				
SB-120	8.0’-11.0’	X				

Sample ID	Sample Depth (bgs)	Parameter[1]				
		TCL/CP-51 VOCs	TCL SVOCs	TAL Metals	PCBs	Pesticides
SB-122	8.0'-11.0'	X				
SB-125	10.0'-10.4'	X				
MW-06	8.3'-10.3'	X	X	X	X	X

(1) Denotes analysis completed by fixed laboratory unless otherwise noted.
(2) Denotes analysis completed by mobile laboratory and fixed laboratory.
(3) Denotes analysis completed by mobile laboratory.

2.9.2 Test Pit Excavations

A test pitting program was conducted to evaluate suspected and/or significant magnetic anomalies identified during the geophysical survey. The drilling and sampling procedures were performed in accordance with those described in Section 2.2.1 with the following exceptions:

- Three test pits were advanced corresponding to magnetic anomalies identified during the geophysical survey and an area in which the highest concentrations of CVOCs had been identified.
- Each test pit was advanced to bedrock.
- Soil samples were collected from the test pits based on evidence of impairment. All soil sampling for laboratory analysis was conducted concurrently with the headspace screening samples. In accordance with the approved RIWP amendment, the samples were analyzed for USEPA TCL and NYSDEC STARS List VOCs including up to 30 TICs using USEPA Method 8260.
- Soil excavated from the test pits were loaded into on-site roll-off dumpsters and subsequent to characterization, these soils were transported and disposed of at the Modern Landfill in Model City, New York. Waste manifests and weigh tickets associated with this disposal are included in Appendix 5.
- The test pits were backfilled with approved, imported sand and gravel as well as soils that had been removed from the test pits above the saturated zone. Test pits TP-TCE-01 and TP-TCE-03 were advanced to bedrock, approximately 11.8-ft. bgs. TP-TCE-02 was advanced to 9.5-ft. bgs.
- Horizontal perforated piping connected to vertical risers were installed within the saturated zone in TP-TCE-01 and TP-TCE-03 prior to backfill. Additional details regarding this infrastructure are included in Section 5.9.1.

2.9.3 Groundwater Investigation, Sampling, and Analysis

2.9.3.1 Eighteen groundwater samples were collected from soil borings in accordance with the procedures described in Section 2.2.3.3, as indicated in the table below. The samples were analyzed for USEPA TCL and

NYSDEC CP-51 List VOCs including up to 30 TICs using USEPA Method 8260.

Sample ID	Parameter[1]
	TCL/CP-51 VOCs
SB-94	X
SB-95	X
SB-106	X[3]
SB-108	X[2]
SB-109	X
SB-110	X
SB-111	X
SB-112	X
SB-113	X
SB-114	X
SB-115	X
SB-116	X
SB-117	X
SB-118	X
SB-119	X
SB-120	X
SB-121	X
SB-122	X
SB-123	X

(1) Denotes analysis completed by mobile laboratory unless otherwise noted.
(2) Denotes analysis completed by mobile laboratory and fixed laboratory.
(3) Denotes analysis completed by fixed laboratory only.

2.9.3.2 Soil Gas Locations

One groundwater sample was collected from soil gas sampling location SG-1 in accordance with the procedures described in Section 2.2.3.2. The sample was analyzed for full suite parameters.

2.9.3.3 Overburden Wells

Three (3) overburden monitoring wells (MW-06, MW-07 and MW-08) were installed in AOC #2. Drilling, development, and sampling procedures conformed to the procedures described in Section 2.2.3.3. The samples were analyzed for one or more of the following parameters:

- USEPA TCL and NYSDEC STARS List VOCs including up to 30 TICs using USEPA Method 8260
- USEPA TCL SVOCs including up to 30 TICs using USEPA Method 8270

- PCBs using USEPA Method 8082
- Pesticides using USEPA Method 8081
- TAL Metals using USEPA Methods 6010, 7470, and 7471

These sample parameters are further summarized in the table below.

Sample ID	Sample Date	Parameter				
		TCL/CP-51 VOCs	TCL SVOCs	TAL Metals	PCBs	Pesticides
MW-06	9/14/2010	X				
MW-06	11/5/2012	X	X	X	X	X
MW-07	11/5/2012	X		X	X	X
MW-08	11/7/2012	X				

2.9.3.4 Bedrock Well

One (1) bedrock well (BW-08) was installed in AOC #8 and sampled on November 11, 2010 and November 7, 2012. Approximately 10-gallons of groundwater were purged from BW-08 following installation. Drilling, development, and sampling procedures conformed to the procedures described in Section 2.2.3.4. The sample was analyzed for full suite parameters during the 2010 sampling event; however, based on the lack of detections of elevated concentrations of other targeted compounds, the 2012 sample analysis was limited to TCL and CP-51 VOCs and TICs.

2.9.3.5 Hydraulic Conductivity Testing

Hydraulic conductivity testing was conducted in AOC #8 in anticipation of future *in situ* remediation. Hydraulic conductivities (AKA K-values) are used to evaluate groundwater flow velocity which can be used to assess *in situ* remedial strategies. The hydraulic conductivity testing was completed in wells MW-06, MW-07, MW-08 and BW-08 in accordance with Section 7 of the Quality Control Plan included as Appendix 4 of the RIWP, with the following exception:

- Approximately 2-linear ft. of water were observed in each well and as such, the tests could not be performed by removing water (or a solid object of known volume) from each well, but was instead completed by introducing a set volume of distilled water into each well. Refer to Section 3.3 for additional information regarding hydraulic conductivity testing.

2.10 Quality Assurance/Quality Control

Activities completed during the RI were managed under LaBella's Quality Control Program (Appendix 4 of the RIWP). The quality assurance/quality control (QA/QC) procedures identified in the Work Plan were implemented during the fieldwork completed as part of the RI. The general QA/QC procedures included: drilling techniques; soil, groundwater and soil gas sampling procedures; field equipment calibration procedures; decontamination procedures, etc.

In addition to the field procedures/techniques, QA/QC measures were also conducted by the analytical laboratories involved in the RI. Specifically, trip blanks, field blanks, method blanks, duplicate samples and matrix spike/matrix spike duplicate (MS/MSD) samples were analyzed with the soil and groundwater samples.

The laboratory data obtained as part of the RI were provided in Analytical Services Protocol Category B Deliverables. Data Usability Summary Reports (DUSRs) were completed by LaBella and by Vali-Data of WNY, LLC of West Falls, New York (Vali-Data) for the laboratory data generated during the RI. The laboratory data and DUSRs are being submitted as a separate package.

A summary of the usability of the analytical data specific to the RI is provided in the table below and additional details are included in each DUSR. It should be noted that analytical data collected as part of IRM work (and other discrete/separate scopes) are utilized in this report; however, DUSRs for this data are included in other reports, such as, the Construction Completion Reports.

DUSR # / Date	Samples Included in DUSR	DUSR Findings
M0999/07-23-2013	BW-4, BW-4 DUP, BW-5, BW-12, BW-7, BW-6, SS-11, SS-11 DUP	"The results presented in each report were found to be compliant with the data quality objectives for the project and usable. Based on our review, the usability of the data is 100%, with the few exceptions noted…"
M0065/03-13-2013	BW-02, MW-05	"The results presented in each report were found to be compliant with the data quality objectives for the project and usable. Based on our review, the usability of the data is 100%, with the few exceptions noted…"
L2359/12-12-2012	BW-07, BW-08, MW-08, BW-01	"The results presented in each report were found to be compliant with the data quality objectives for the project and usable. Based on our review, the usability of the data is 100%, with the few exceptions noted…"
L2340/12-09-2012	MW-07, MW-06, BW-09, REC-B-W, MW-10, BW-13, MW-11, MW-09, BW-5	"The results presented in each report were found to be compliant with the data quality objectives for the project and usable. Based on our review, the usability of the data is 100%, with the few exceptions noted…"
L2324/12-08-2012	REC-B-EAST, BW-10, BW-11, BW-12, BW-04, BW-03, DUP	"The results presented in each report were found to be compliant with the data quality objectives for the project and usable. Based on our review, the usability of the data is 100%, with the few exceptions noted…"

DUSR # / Date	Samples Included in DUSR	DUSR Findings
L0821/06-09-2012	BW-10, BW-10 DUP, REC-B-EAST, REC-B-WEST, BW-1	"The results presented in each report were found to be compliant with the data quality objectives for the project and usable. Based on our review, the usability of the data is 100%, with the few exceptions noted…"
L0469/04-13-2012	BW-5 PDB 8.7'-10', BW-5 PDB 8.7'-10' DUP, BW-5 PDB 15'-17'	"The results presented in each report were found to be compliant with the data quality objectives for the project and usable. Based on our review, the usability of the data is 100%, with the few exceptions noted…"
L0368/04-13-2012	BW-9, BW-9 DUP, BW-11, BW-12	"The results presented in each report were found to be compliant with the data quality objectives for the project and usable. Based on our review, the usability of the data is 100%, with the few exceptions noted…"
J1878/01-05-2011	690-SB-82(0.2'-4.0')-O, 690-SB-82(0.2'-4.0')-D, 690-SB-81(4.0'-7.9')-O, 690-SB-75(6.5'-7.0')-O, 690-SB-78(7.2'-8.0')-O, 690-SB-78(6.5'-7.0')-O, 690-SB-103(7.1'-7.4')-O,690-SB-33(0.6'-1.6')-O, 690-SB-37(0.7-1.9')-O, 690-SB-39(0.5'-1.0')-O, 690-SB-40(0.5'-2.0')-O, 690-SB-41(0.6'-2.3')-O, 690-SB-48(0.6'-3.4)-O, 690-SB-50(0.6'-3.5')-O, 690-SB-54(0.6'-3.4')-O, 690-SB-55(0.6'-1.4')-O, 690-SB-34(0.5'-1.4')-O, 690-SB-31(0.5'-1.5')-O, 690-SB-43(0.6'-3.5')-O, 690-SB-49(0.6'-1.3')-O, 690-SB-102(0.5'-3.8')-O,	"VOCs: The data are acceptable for use but are qualified in MS/MSD. SVOCs: The data are acceptable for use. Pesticides: The data are acceptable for use. Sulfur clean up was used for all samples, blanks and spikes. Mitkem Laboratories reported the concentration of the target analytes from the column with the lower result. PCBs: The data are acceptable for use. Sulfur clean up was used for all samples, blanks and spikes. Mitkem Laboratories reported the concentration of the target analytes from the column with the lower result. Metals: The data are acceptable for use but are qualified in Method Blank, MS/MSD, Duplicate, Serial Dilution and Calibration. Mercury: The data are acceptable for use."
J2348/12-29-2010	BW-6, BW-7, DUP-1, BW-8, FB-1, BW-5, BW-5 OIL, BW-1, RECN+S	"The results presented in each report were found to be compliant with the data quality objectives for the project and usable. Based on our review, the usability of the data is 100%, with the few exceptions noted…"

DUSR # / Date	Samples Included in DUSR	DUSR Findings
J1865/12-29-2010	690-SB-27(8.0'-10.5')-O,690-SB-58(4.0'-7.3')-O, 690-SB-97(3.0'-4.1')-O, 690-SB-97-O, 690-SB-63(4.0'-6.3')-O, 690-SB-63(4.0'-6.3')-D, 690-SB-59(0.4'-4.0')-O, 690-SB-93 1-O, 690-SB-101(4.0'-5.8')-O, 690-SB-60(2.5'-4.0')-O, 690-SB-57(0.4'-1.0')-O, 690-SB-71(8.0'-11.3')-O, 690-SB-73(0.4'-4.0')-O, 690-SB-30(8.0'-10.7')-O, 690-SB-30(8.0'-10.7')-D, 690-SB-29()8.0'-10.4'), 690-SB-107(12.0'-12.1')-O,690-SB-22(2.0'-3.2')-O, 690-SB-62(6.2'-7.8')-O, 690-SB-61(6.3'-8.0')-O, 690-SB-69(6.0'-8.0')-O, 690-SB-68(9.5'-10.8')-O, 690-SB-74(6.5'-7.0')-O, 690-SB-97(3.0'-4.7'), SB-106, 690-SB-24(0.4'-3.5')-O, 690-SB-25(8.0'-10.7')-O, 690-SB-90, 690-SB-96(4.0'-4.5'), 690-SB-89-O,	"VOCs: The data are acceptable for use but are qualified in Method Blank and MS/MSD. SVOCs: The data are acceptable for use but are qualified in Laboratory Control Sample and MS/MSD. Pesticides: The data are acceptable for use. PCBs: The data are acceptable for use but are qualified in Continuing Calibration. Metals: The data are acceptable for use but are qualified in Method Blank, MS/MSD, Duplicate, Serial Dilution and Calibration. Mercury: The data are acceptable for use but there was no H2O MS/MSD or H2O Duplicate performed in sequence with H2O samples, so ASP category B criteria have not been fulfilled."
C1009023/11-5-2010	SG-6, SG-4	"The data are acceptable for use but are qualified as estimated in Internal Standards."
C1007034/11-04-2010	Room 134, Room 1070, Room 117, Room 117 DUP, Rooftop,	"The data are acceptable for use. Minor issues, not affecting the usability of the data, are described in the laboratories 'Corrective Action Reports.' Updated pages are included per Narrative and Data Reporting Forms."
C1007035/11-04-2010	SG-1, SG-2, SG-3, SG-3 DUP, SG-5, Ambient Air,	"The data are acceptable for use but are qualified as estimated in Internal Standards, Compound Quantitation and Continuing Calibration. Minor issues, not affecting the usability of the data, are described in the laboratories 'Corrective Action Reports.' Updated pages are included per Narrative and Data Reporting Forms."
J1325/08-07-2010	690-SB-83(8.0-9.8')-O,690-SB-84(9.0-10.5')-O, 690-SB-85(4.0-8.2')-O, 690-SB-86(4.0-7.0')-O, 690-SB-87(4.0-5.7')-O, 690-SB-88(4.0-5.0')-O, 690-SB-84(9.0-10.5')-D, 690-SB-83-O, 690-SB-84-O, 690-SB-85-O, 690-SB-86-O, 690-SB-87-O, 690-SB-88-O	"The results presented in each report were found to be compliant with the data quality objectives for the project and usable. Based on our review, the usability of the data is 100%, with the few exceptions noted…"

DUSR # / Date	Samples Included in DUSR	DUSR Findings
J1324/08-06-2010	690-SG-1-O, 690-SG-4-O, 690-SG-2(4.0-7.9')-O, 690-SB-64(6.5-8.0')-O, 690-SB-61(6.3-8.0')-O, 690-SB-66(4.0-5.2')-O, 690-SB-26(8.0-11.3')-O, 690-SB-65(4.0-5.5')-O	"The results presented in each report were found to be compliant with the data quality objectives for the project and usable. Based on our review, the usability of the data is 100%, with the few exceptions noted…"
J1302/08-05-2010	690-SB-53(0.8-4.0')-O, 690-SB-51(0.9-2.5')-O, 690-SB-52(0.9-4.0')-O, 690-SB-45(0.8-3.0')-O, 690-SB-46(0.8-3.2')-O, 690-SB-47(0.8-3.7')-O, 690-SB-42(1.0-4.0')-O, 690-SB-36(2.0-3.8')-O, 690-SB-35(0.6-3.9')-O, 690-SB-38(0.8-4.0')-O, 690-SB-44(0.8-3.5')-O, 690-SB-32(1.2-2.0')-O, 690-SB-42(1.0-4.0')-O	"The results presented in each report were found to be compliant with the data quality objectives for the project and usable. Based on our review, the usability of the data is 100%, with the few exceptions noted…"
J1301/08-05-2010	690-SG-5-O, 690-SG-6-O, 690-MW-5(7.2-8.0')-O, 690-MW-6(8.3-10.3')-O, 690-SB-23(4.0-6.0')-O, 690-SB-56(3.0-4.0')-O, 690-SB-67(8.0-12')-O, 690-SB-70(8.0-11.5')-O, 690-SB-72(9.0-11.0')-O, 690-SG-5(8.0-12.0')-O, 690-SB-28(4.0-8.0')-O, 690-MW-5(7.2-8.0')-D, 690-SG-5(8.0-12.0')-D	"The results presented in each report were found to be compliant with the data quality objectives for the project and usable. Based on our review, the usability of the data is 100%, with the few exceptions noted…"
J0852/06-09-2010	690-SB-A1-O, 690-SB-14-O, 690-SB-15-O, 690-SB-19-O, 690-SB-76-O, 690-SB-A4(A)-O, 690-SB-A-O, 690-TB-1-O, 690-TB-2-O, 690-SB-A1(8.0-9.0')-O, 690-SB-A2(4.0-8.0')-O,690-SB-A4(A)(4.0-7.0')-O, 690-SB-A5(0-3.5')-O, 690-SB-A6(0-3.2')-O, 690-SB-A7(0-3.5')-O, 690-SB-A8(4.0-8.0')-O, 690-SBA(4.0-5.9')-O, 690-SB-77(0-4.0')-O, 690-SB-79(0-3.5')-O, 690-SB-80(0-2.5')-O, 690-SB-14(4.0-6.5')-O, 690-SB-15(4.0-5.0')-O, 690-SB-16(0-3.0')-O, 690-SB-17(0-4.0')-O, 690-SB-19(8.0-10.8')-O,690-SB-20(4.0-6.2')-O, 690-SB-21(0-4.0')-O, 690-SB-76(0-4.0')-O, 690-SB-A(4.0-5.9')-D, 690-SB-A2(4.0-8.0')-D, 690-FB1-O, 690-FB2-O, 690-SB-18(4.0-4.6')-O, 690-SB-76(7.7-8.0')-O, 690-TB-O	"The results presented in each report were found to be compliant with the data quality objectives for the project and usable. Based on our review, the usability of the data is 100%, with the few exceptions noted…"
C1002005, C1002006/04-22-2010	690-SV-4-O, 690-SV-4 AMB-O, 690-SV-4 AMB-D, 690-SV-3-O, 690-SV-3 AMB-O, 690-SV-5-O, 690-SV-5 AMB-O, 690-SV-2-O, 690-SV-2 AMB-O, 690-SV-1-O, 690-SV-1 AMB-O, 690-SV-8-O, 690-SV-8 AMB-O, 690-SV-7-O, 690-SV-7 AMB-O, 690-SV-6-O,690-SV-6 AMB-O,690-Outdoor-O, Nurses Suite 2010.01.27, Nurses Suite 2010.01.27D, Rm.134.2010.01.27, Rm 117.20.01.27, 690-SV-4-O, 690-SV-8-O, Roof.2010.01.27	"The data are acceptable for use but are qualified as estimated in Internal Standard, Surrogate Spike Recoveries, MS/SD and Canister Certification Blanks. Updated pages per Data Completeness, Chain of Custody and Traffic Reports, Narrative and Data Reporting Forms and Canister Certification Blanks."

DUSR # / Date	Samples Included in DUSR	DUSR Findings
H2643/03-21-2010	690-SS-1(0-2")-O, 690-SS-1(2"-2')-O, 690-SS-2(0-2")-O, 690-SS-2(2"-2')-O, 690-SS-3(0-2")-O, 690-SS-3(2"-2')-O, 690-SS-4(0-2")-O, 690-SS-4(2"-2')-O, 690-SS-5(0-2")-O, 690-SS-5(2"-2')-O, 690-SS-6(0-2")-O, 690-SS-6(2"-2')-O, 690-SS-8(0-2")-O, 690-SS-8(2"-2')-O, 690-SS-9(0-2")-O, 690-SS-9(2"-2')-O, 690-SS-10(0-2")-O, 690-SS-10(2"-2')-O, 690-TP-E-O, 690-TP-D-O, 690-TP-F-O, 690-SS-3(2"-2')-D, 690-SS-5(0-2")-D,	"VOC: The data are acceptable for use but are qualified in Method Blank, Compound Quantitation and Continuing Calibration. SVOC: The data are acceptable for use but are qualified in Laboratory Control Samples, MS/MSD and Continuing Calibration. Pesticides: The data are acceptable for use but are qualified in Surrogate Spike Recoveries and Compound Quantitation. PCBs: The data are acceptable for use but are qualified in Surrogate Spike Recoveries and Compound Quantitation. Metals: The data are acceptable for use but are qualified below in Method Blank, MS/SD, Serial Dilution, Duplicate and Calibration. Medium level analysis was performed on all samples. Mercury: The data are acceptable for use."
H2626/03-16-2010	690-SS-7(0-2")-O, 690-SS-7(2"-2')-O, 690-SS-7(0-2")-D,	"VOCs: The data are acceptable for use but are qualified below in Surrogate Spike Recovery, Method Blank, and Continuing Calibration. SVOCs: The data are acceptable for use but are qualified below in Internal Standard, Laboratory Control Samples, Initial Calibration and Continuing Calibration. Pesticides: The data are acceptable for use. PCBs: The data are acceptable for use. Metals: The data are acceptable for use but are qualified below in Method Blank, MS/SD, Duplicate, Serial Dilution and Calibration. Medium level analysis was performed on all samples. Mercury: The data are acceptable for use."

DUSR # / Date	Samples Included in DUSR	DUSR Findings
SH1886/11-11-2009	690-TUNNEL-D, 690-ELEV-O, 690-ELEV-D, 690-SUMP-O, 690-125K-O, 690-PIPE-O,	"VOCs: The data are acceptable for use. SVOCs: The data are acceptable for use but are qualified below in MS/MSD. Pesticides: The data are acceptable for use but should be updated as described below in MS/MSD and Compound Quantitation. PCBs: The data are acceptable for use but are qualified below in Surrogate Spike Recovery. Metals: The data are acceptable for use but are qualified below in Method Blank. Mercury: The data are acceptable for use."
C0808019/08-15-08	Entrance NE SS, Entrance NE Amb Entrance SE SS-1, Entrance SE SS-2 Entrance Amb-1, Entrance Amb-2 Room 134 SS, Room 134 Amb Room 117 SS, Room 117 Amb Room 126 SS, Room 126 Amb 2nd Floor Room 226 Amb, Outside	"The data are acceptable for use. A few analytes have been qualified as estimated, as discussed in Laboratory Control Samples."

Based on the review of the DUSRs, the data generated during the RI is valid and usable. The DUSRs noted some minor exceptions to the data; however, the noted exceptions are not significant.

In addition to the above data, some samples were also submitted to a mobile laboratory (S2C2, Inc.) in order to facilitate a rapid delineation of source areas. As part of this work, a select number of split samples were also submitted to the fixed laboratory for quality assurance purposes.

A total of twelve (12) soil samples and twenty three (23) groundwater samples were analyzed via the mobile laboratory during the RI (refer to Section 2.0). For quality assurance purposes, a subset of these samples were split and also analyzed by a fixed laboratory. Soil samples (SB-27 and SB-97) and two SP-15 groundwater samples (SB-93 and SB-97) were split and analyzed by both the fixed and mobile labs. Relative percent difference was calculated for each pair of samples using total detected VOC concentrations. These data are summarized in the table below.

	Relative Percent Difference (Total VOC Concentration)
SOIL:	
SB-27	27.9%
SB-71	185.7%
SB-97	80.9%
SP-15 GROUNDWATER:	
SB-93	54.3%
SB-97	61.6%

As noted in the RIWP, based on the relative variability of chlorinated VOC analysis, these results may warrant a more practical evaluation. For instance, although not all split samples had 30% or less relative percent difference, total VOC concentrations between the split samples are generally within the same orders of magnitude, as indicated in Tables 3A and 4A.

3.0 Physical Characteristics of Site

3.1 Geology

The following Site geologic features are based primarily on information obtained from the excavation of test pits and the advancement of test borings completed during the RI. Figures 17A through 17C depict the cross-section locations indicated on Figures 6 and 14.

The overburden material at the Site ranges in depth from less than two feet on the southern portion of the Site to twelve feet on the northern portion of the Site and consists of a combination of fill and native material. The fill material is up to eight feet thick and includes sand, crushed gravel and brick, construction and demolition debris, foundry sand, cinders, and ash. The native material underlies the fill material in some areas while in others, the fill material appears to be absent. The thickness of native material ranges up to ten feet, and the material is primarily a glacial till. The till contains silt, sand, and gravel in varying amounts.

The Decew Dolomite underlies the overburden at the Site. The Decew Dolomite is the uppermost formation of the Clinton Group and consists of variably bedded, dark-gray to olive-gray, argillaceous to sandy, fine-grained dolomite that contains shaly partings and interbeds, as well as frequent pits and vugs. The thickness of this unit is generally 8 to 12 feet. Figure 16 depicts bedrock surface contours as observed at the Site. As indicated on the Figure, bedrock generally dips to the north, diverging to the northeast and northwest in the northern-central portion of the Site. Figure 16 also depicts areas of bedrock removal completed as part of the AOC #1 IRM excavation. It should be noted that data used to model the bedrock contours in Figure 16 were collected prior to the AOC #1 IRM and as such the contour lines on the map do not represent actual current bedrock surface elevations within the footprint of the AOC #1 IRM excavation. The following should be considered in association with the bedrock contours:

- The data utilized to generate the contours are predominantly based on direct push Geoprobe refusal (i.e., assumed top of bedrock). Where apparent, early refusal depths (not consistent with other locations in the area) were not included in the modeling. However, some refusal depths could be due to cobbles or other obstructions and may alter the bedrock contour.
- Previous alterations to the bedrock appear to have been conducted in the area of AOC #1 (apparent concrete catch basin set into bedrock) and the apparent anomalous dips in rock may be associated with such former excavations/alterations of bedrock.

The Rochester Shale underlies the Decew Dolomite, and is a relatively uniform dark- to medium-gray, pale- and platy-weathering, highly calcareous to dolomitic mudstone. It contains abundant thin interbeds of medium gray, pale-buff weathering, laminated calcisiltites. Although the bottom of this unit was not encountered at the Site, its thickness in Western New York is generally 58 to 65 feet.

3.2 Hydrogeology

The following section describes the observed hydrogeologic conditions at the site. The following descriptions are based on static water levels measured periodically in monitoring wells throughout the site was well as other observations made during the performance of the Remedial Investigation. For reference, the static water levels, casing well elevations and calculated groundwater elevations are provided in Appendix 3 and Table 18.

Overburden Groundwater

Apparent groundwater was generally encountered at the Site in the overburden at depths ranging from approximately four to nine feet below the ground surface. The groundwater in this interval generally flows to the west-southwest, as shown on Figures 7A and 7B. This overall groundwater flow is likely influenced by the Genesee River Gorge which is approximately 1,000 ft to the west/southwest. The Genesee River in this area is at an approximate elevation of 391 ft. (based on USGS Map) or about 100 ft. below the Site. Although the overall groundwater flow in the overburden is towards the Genesee River Gorge, areas of the Site may be influenced by preferential pathways (e.g., subsurface utilities and associated bedding materials). This appears evident in some locations, such as the March 13, 2012 groundwater flow in the northeast portion of the Site (refer to Figure 7B) indicates a flow towards Martin Street in this portion of the Site. The groundwater contour elevations correlate closely with the combined sewer invert elevations (and some bedding material beneath the piping). However, a change in the groundwater flow in this area is apparent in the April 4, 2013 groundwater elevations (refer to Figure 7B). These groundwater elevations are after the AOC #2 IRM excavation and as such may be influenced by the porous backfill material utilized in this area (i.e., sand). As shown on Figure 7B, the overburden groundwater flow appears to be from Martin Street towards the Site and continues across the Site towards the Genesee River. The backfill material in AOC #2 may have created a 'bathtub' which now places porous media to the top of rock in this area (ranging from about 481 ft to 480 ft.) which is below the inverts of the sewer on Martin Street and thus is likely pulling groundwater from Martin Street towards the Site as opposed to the apparent Pre-IRM groundwater flow from the Site towards Martin Street.

Seasonal variations to the overburden groundwater flow were evaluated and are summarized below. It should be noted that discrete seasonal groundwater contouring was not completed due to a number of factors (also described below):

- The overburden groundwater appears to fluctuate seasonally over portions of the Site to the extent that groundwater will 'dip' into the top of bedrock and numerous overburden wells have been dry and thus changes in actual flow direction could not be evaluated accurately.
- The IRMs completed at the Site and hydraulic connectivity testing included significant dewatering operations and the dewatering impacted groundwater flow at the time of the work and for some period after the work (until equilibrium was established).

Although overburden groundwater flow could not be contoured seasonally, the overall groundwater flow to the Genesee River Gorge it is not anticipated to vary seasonally significantly due to the strong influence of the Gorge and significant elevation change. Rather, it is likely that only localized

changes in groundwater flow occur in proximity to utilities as groundwater elevations fluctuate below or above the inverts/bedding materials of piping.

Bedrock Groundwater

Underlying the overburden water-bearing zone, the shallow bedrock water-bearing interval was identified as the uppermost bedrock down to depths of approximately 20 feet below grade. This interval is the uppermost water-bearing unit within the bedrock, and no low permeability horizon separates this zone from the overburden. Groundwater flow direction is generally to the west and west-northwest, as shown on Figures 7C, 7D and 7E. These figures indicate very little seasonal variability in bedrock groundwater flow direction between spring (Figure 7C), winter (Figure 7D) and fall (Figure 7E). Bedrock groundwater flow was generally to the west in the spring and winter and to the west-northwest in fall. Static water levels are included in Tables 18A through 18D.

Additionally, vertical groundwater flow directions were evaluated based on water elevations measured in April 2013, which are shown on Table 18. Overburden and shallow bedrock wells in close proximity include MW-7/BW-8, MW-11/BW-3, and REC-B-West/BW-2, and in each case, the water elevations in the overburden were higher than in the bedrock well, suggesting a downward flow direction. Elevation differences between the overburden and bedrock were relatively small and ranged from approximately 0.4 to 3.2 feet.

One deeper bedrock well (BW-13) was installed with a screened interval of 26.8 to 36.8 feet below grade. Although no distinct low permeability horizon separates this zone from the shallow bedrock, purging of the 22 to 26.8-foot open bedrock interval resulted in insufficient groundwater for sampling.

Because only one well was installed in this interval, groundwater flow directions could not be ascertained. However, comparison of water elevations in this well to the adjacent shallow bedrock monitoring wells BW-4 and BW-11, as shown on Table 18, the vertical flow direction appears to be downward. The difference in water elevations was significant, approximately 20 feet, suggesting very poor communication between the upper and deeper bedrock intervals. This difference in water elevations is likely the result of very limited fracturing within the deeper bedrock interval, which was corroborated during packer testing which demonstrated very limited water (insufficient volume for sampling) in the interval 22 to 26.8 feet below grade.

3.3 Hydraulic Conductivity

Slug testing was performed at the Site in July 2012 (wells MW-06 through MW-08) and in June and July 2013 (wells BW-01 through BW-08 and BW-13). The testing was performed in substantial accordance with Section 7 of the Quality Control Plan included in the RIWP, with the exception of the slug type used in wells MW-06 through MW-08 and BW-05. Rather than a mechanical slug (i.e., a plastic cylinder of known volume), a water charge was utilized as a slug in these four wells. The water charge (24-ounces) was used in MW-06 through MW-08 due to low static water levels at the time of testing. Due to the low static water levels, the entire mechanical slug could not be submerged in the water column with the pressure transducer in wells MW-06 through MW-08. The water charge was used in BW-05 (0.5-gallons) in an effort to create a larger amount of displacement than could be achieved with a mechanical slug. The substrate surrounding BW-05 is relatively porous due to the

backfill utilized following the IRM excavation in AOC #1 and as such, greater displacement was needed to generate data to be used to calculate a more accurate hydraulic conductivity value. Following the slug testing, hydraulic conductivity values were calculated using the Hvorslev Method, as indicated in the RIWP. Data generated during the slug testing is shown in Tables 11A through 11L, attached. These values are presented below and further summarized after the table.

Hydraulic Conductivity Values

Well ID	Hydraulic Conductivity (ft/s)	Hydraulic Conductivity (ft/day)	Hydraulic Conductivity (ft/year)
Overburden Wells			
MW-06	2.67×10^{-5}	2.30	841.07
MW-07	5.57×10^{-6}	0.48	175.66
MW-08	5.28×10^{-7}	0.05	16.65
Overburden Well Averages	**1.09×10^{-5}**	**0.94**	**343.1**
Shallow Bedrock Wells			
BW-01	4.84×10^{-4}	41.82	15,263
BW-02	3.35×10^{-5}	2.89	1,057
BW-03	7.73×10^{-3}	668	243,770
BW-04	9.67×10^{-4}	83.5	30,495
BW-05	2.33×10^{-5}	2.01	734.79
BW-06	5.29×10^{-5}	4.57	1,668.3
BW-07	5.88×10^{-5}	5.08	1,854.3
BW-08	2.19×10^{-6}	0.189	69.06
Bedrock Well Averages	1.17×10^{-3}	101	36,864
Bedrock Well Averages (w/o BW-3 and BW-8)	2.7×10^{-4}	23.3	8,512
Deep Bedrock Well			
BW-13	7.73×10^{-4}	66.8	24,377

Overburden Groundwater Hydraulic Conductivity

As shown in the table above, testing in the overburden in the northwestern portion of the Site indicated that hydraulic conductivity values ranged from 5.28×10^{-7} to 2.67×10^{-5} feet/second. The great range in orders of magnitudes in these three wells (MW-6, 7 and 8), located in relatively close proximity to each other, is thought to be due to the presence of heterogeneous subsurface fill materials in this area, as observed in test pits completed in AOC #6B and AOC #8 (refer to Sections 5.7 and 5.9). Based on these conductivities, the average hydraulic conductivity of the overburden groundwater is estimated at 1.09 x 10-5. This equates to groundwater velocities of 0.94 ft/day or about 343 ft/year.

Bedrock Groundwater Hydraulic Conductivity

It should be noted that at the time of testing (and during groundwater sampling completed in November 2012), well BW-02 appeared to be damaged and the slug testing equipment could not be

inserted in the well past a depth of approximately 10.15-ft. bgs. This damage may have occurred during IRM activities at the Site in Summer 2012 (refer to Section 4.2). As shown in the table above, testing in bedrock wells throughout the Site generated hydraulic conductivity values between 5.57 x 10^{-6} and 7.73 x 10^{-3} feet/second, with the greatest flow rate measured in bedrock well BW-03 and BW-08 with the lowest. . The hydraulic conductivities for BW-3 and BW-8 are significantly different than the other wells. As such averages for all shallow bedrock wells and an average the eliminates these wells were calculated to evaluate groundwater velocity. The hydraulic conductivity for the deep bedrock well (BW-13) is shown separately.

4.0 Interim Remedial Measures

Based on the known impacts at the Site, three IRMs were implemented to remove chlorinated solvent and/or petroleum impacted soil and groundwater. One IRM was completed prior to the acceptance of the Site into the BCP program. This IRM ("IRM: NYSDEC Spill #0890771") was conducted in 2008 and is summarized in Section 1.3. A copy of the IRM Report was previously submitted to the NYSDEC Spills Unit under separate cover. The other two IRMs completed as part of the BCP are summarized in the sections below.

4.1 IRM: AOC #1 (Former Oil House)

As discussed in Sections 1.4 and 2.2, detections of chlorinated solvents and petroleum related compounds at levels exceeding the Site RPSCOs were identified in soil and groundwater in the former oil house area of the Site. A former "Oil House" and apparent associated piping were identified on the 1950 Sanborn Map as well as on the 1971 Sanborn Map. This structure does not appear on either the 1892 or 1911 Sanborn Maps indicating that it was constructed sometime between 1911 and 1950. This building is likely to have used petroleum products and/or stored petroleum products in or around the building.

Laboratory analytical data from both soil and groundwater samples collected from this AOC as part of the RI indicated that VOCs, specifically TCE, exceed the Standards, Criteria and Guidelines (SCGs) for soil and groundwater collected from soil borings and BW-5, respectively. In addition, a layer of light, non-aqueous phase liquid (LNAPL) was observed on the water column within BW-5. A sample from this layer identified 2,400 ppm of TCE in the oil, which is indicative of source area concentrations of TCE (i.e., greater than 1% of solubility of TCE). This sample was also identified as motor oil and contained 12 ppm of PCBs.

The objective of this IRM was to remove the identified "source-area" soil with concentrations that exceeded the applicable RPSCOs and SSCOs and bedrock, accessible LNAPL, and groundwater to the extent practicable from AOC #1: Former Oil House Area. The IRM for AOC #1 was not designed to be the final remedy for the Site or address other AOCs at the Site, but was intended to be the final remedy for only AOC #1 soils in the immediate vicinity of the IRM.

4.1.1 Remedial Goals

The Remedial Goals for this IRM were as follows:

1.) Excavate soils and weathered bedrock impacted with constituents previously identified in the RI and including, but not limited to VOCs and LNAPL, as well as PCBs, to the extent practicable given the presence of the on-site features (i.e., buildings, utilities, etc). The impacted overburden soils and the LNAPL appeared to be significant sources of TCE in the area.

2.) Remove and dispose of LNAPL, residual liquids, solids, and/or sludge located within the proposed excavation area at BW-5 and remove any soil and weathered bedrock impacts associated with presence of the LNAPL.

3.) Dewater, containerize, treat (if necessary), and dispose of any liquid materials generated during the IRMs as well as liquid materials found to accumulate within the remedial excavations in any significant quantity.

4.) Install overburden-bedrock interface wells to monitor LNAPL and groundwater conditions in the vicinity of the excavation.

5.) Collect sufficient information to specify location(s) for deep bedrock monitoring well(s).

4.1.2 Soil and Bedrock Excavation

To accomplish the above objectives, the following scope of work was implemented.

The soil and bedrock removal was conducted between November 14, 2011, and December 15, 2011; however, some activities were completed after December 15, 2012 (e.g., removal of roll-offs, site restoration, and discharge of excavation waters). The final extent of the excavation is shown on Figure 8.

Prior to the initiation of any invasive work, an Underground Facilities Protection Organization (UFPO) stakeout was conducted at the Site to locate any subsurface utilities in the area of the excavation.

A LaBella representative continuously monitored the excavated soils for visible impairment, olfactory indications of impairment, and/or indication of detectable VOCs with a PID, collectively referred to as "evidence of impairment." In addition, prior to initiating excavation and other soil handling activities each day, LaBella set up air monitoring equipment in conformance with the IRM Work Plan.

The soil and bedrock were excavated using a Caterpillar Model 315D excavator. The excavation was initiated in the area anticipated to be the most contaminated, and the excavation was widened until apparently clean soil was encountered. Confirmatory samples were collected from the sidewalls of the excavation to demonstrate that the limits of contamination in the soil were reached.

The vertical extent of the excavation was determined based on field observations. The southern portion of the excavation was terminated at the top of bedrock (approximately five feet below grade),

while the northern portion of the excavation extended two to four feet into bedrock to remove bedrock that contained elevated concentrations of VOCs and free product. Because the bottom of the excavation reached, and in some places extended into, the bedrock, confirmatory samples were not collected from the floor of the excavation.

Items of note in relation to the excavation work included:

1. A concrete structure was encountered in the central portion of the excavation. The structure was set into the bedrock and had a plastic (PVC) pipe extending from the structure. The structure was filled with soil. The concrete structure appeared to be a former catch basin (refer to Figure 8) and may have been associated with surface drainage infrastructure in the area of former loading docks. A sample of the soil within the concrete structure was collected and submitted for analysis of TCL VOCs by USEPA Method 8260, TCL SVOCs (USEPA Method 8270) and PCBs (USEPA Method 8082). Analytical results are summarized below:
    a. PCBs – not detected above laboratory method detection limits (MDLs).
    b. VOCs – not detected above laboratory MDLs with the exception of m,p-xylene and o-xylene. However, these two (2) compounds were both detected below Part 375-6.8(a) Unrestricted Use SCOs.
    c. SVOCs – Several compounds detected, one (1) of which (chrysene) was detected above Part 375-6.8(a) Unrestricted Use SCOs and Part 375-6.8(b) Restricted Use SCOs for the Protection of Groundwater. Bis(2-ethylhexyl) phthalate, dibenzofuran and 2-methylnapthalene were detected above laboratory MDLs. There are currently no Part 375 SCOs for these compounds. Bis(2-ethylhexyl) phthalate and dibenzofuran were detected below their respective CP-51 SSCOs for Protection of Groundwater and Residential facilities. It should be noted that 2-methylnapthalene was detected above its CP-51 SSCO for Residential facilities but below the CP-51 SSCO for Protection of Groundwater.

    It should be noted that this area was previously lower than it is currently and it has been reported that the area previously was utilized as a loading dock. As such, a catch basin for stormwater appears consistent with historic information on the area it was encountered. The location of the apparent catch basin is shown on Figures 8, 19A and 19B. Although impacts within the catch basin were not noted, the catch basin was set approximately 3 feet into bedrock and a heavy sheen and trace NAPL were observed on the water in this area during removal of the bedrock around and beneath the catch basin.

2. A 3- or 4-inch diameter steel pipe was encountered in the northeast corner of the excavation on December 2, 2011. The steel pipe was running north/south and encountered directly on top of bedrock and appeared set slightly into rock. The steel pipe did not exhibit any odors and no staining or elevated PID readings were noted on soil/weathered rock around the piping. The ppB Rae was utilized to collected a PID reading from the pipe and a reading of 211 parts per billion (ppb) was noted. A test pit into the bedrock (approximately 2.5' below the top of rock) was completed beneath the piping to evaluate the potential for impacts in the weathered bedrock in this area; however, no sheen, NAPL or elevated PID readings were noted on the weathered rock removed or standing water in the excavation in this area. Based on the lack of apparent impacts within the piping and around the piping, no further work was completed in relation to this piping.

It should be noted that the piping may be the apparent piping noted on 1950 Sanborn mapping (refer to Figure 3B).

3. NAPL was observed during bedrock removal activities. Initially, as noted above, a heavy sheen and trace NAPL were observed during removal of bedrock around/beneath the concrete catch basin. Based on VOC concentrations in confirmatory sample CS-3, the excavation proceeded to the northwest and the stairs were removed to facilitate further soil removal in this direction. Bedrock was also removed from beneath the former location of the stairs and significant NAPL was observed to be released during the removal of bedrock from this area. As bedrock removal progressed further to the north and west (in proximity to CS-6 and CS-7), only a thin sheen of NAPL was observed. A sample of the NAPL accumulated in the excavation was collected on December 2, 2011 and was collected from the area beneath the former stairs and north/northwest of BW-5). The sample of NAPL was submitted to Paradigm for analysis of PCBs using USEPA Method 8082; pesticides (USEPA Method 8081); Total Petroleum Hydrocarbons (TPH; USEPA Method 310-13); TCL SVOCs and TICs (USEPA Method 8270); and TCL VOCs and TICs (USEPA Method 8270). The TPH analysis indicated lube oil to be present in the samples at 316,000 ppm. Other targeted compounds were not identified above laboratory MDLs, with the exception of several unknown VOC TICs. It should be noted that due to the nature of the sample (i.e., product), laboratory MDLs were relatively high (when compared to a soil or groundwater sample). This sample when compared to the "BW-5 Oil" sample shows different results. Although the samples fingerprint as lube/motor oil, the lack of TCE and PCBs in the LNAPL sample north of BW-5 appears to indicate either a eparate source or that releases of TCE did not impact this location or co-dissolve in oil in this area at significant levels. This would appear consistent with the significantly reduced concentration of TCE north and west of BW-5.

4.1.3 Excavated Soil and Bedrock Segregation

In accordance with the IRM Work Plan, the excavated material was segregated into the below listed classes prior to re-use or off-site disposal using field screening methods followed by laboratory analysis.

- *Class 1 – Uncontaminated soil*: Soil or fill materials that exhibited PID measurements of less than 5 ppm and no observable free product were segregated and placed on and covered with plastic sheeting for sampling and potential re-use in the excavation.
- *Classes 2&3 – Non-hazardous, contaminated soil*: Excavated soil exhibiting PID measurements above 5 ppm and no observable free product were staged in roll-off containers lined with plastic sheeting for characterization prior to off-site disposal.
- *Class 4 – Hazardous, contaminated soil*: Class 4 materials were originally anticipated to consist of soil or fill material with observable LNAPL or sludges. However, Class 4 materials were not encountered at the Site during the IRM work.
- *Class 5 – Non-hazardous bedrock*: Following removal of the overburden, Op-Tech used the teeth of the excavator bucket to break up and remove approximately two to four feet of bedrock following the observation of free product in the shallow bedrock in the northern portion of the excavation. The weathered bedrock was placed in lined roll-offs for characterization prior to off-site disposal.

4.1.4 Confirmatory Sampling

As indicated in attached Table 12, laboratory analytical results indicate that targeted compounds were not detected above their respective RPSCOs in confirmatory samples collected from the sidewalls which made up the final extent of the excavation. It should be noted that all targeted compounds were not detected above their respective Unrestricted SCOs in the final confirmatory samples with the exception of 4,4'-DDT in CS-5; however, the detected concentration of 4,4'-DDT in CS-5 (0.0045 ppm) is below other applicable RPSCOs for this compound. Figure 8 depicts the locations of confirmatory soil samples as well as the final extent of the AOC #1 remedial excavation.

4.1.5 Excavation Dewatering

A significant amount of groundwater entered the excavation during the IRM activities. Therefore, to complete the excavation, dewatering of the excavation was conducted on a regular basis throughout the implementation of the IRMs using a trash pump to convey the water into two holding tanks on the Site. Following characterization sampling and analysis, this water was permitted to be discharged to the sanitary sewer catch basin in the right-of-way of Martin Street that was the approved location by Monroe County Pure Waters. An approximate total of 32,300 gallons of excavation water was discharged during the course of the IRM.

4.1.6 Infrastructure Construction

Because portions of the excavated bedrock contained a small amount of free product and it was possible to remove a portion of the weathered bedrock from the TCE source area, limited infrastructure was installed in the excavation to monitor for free product that may accumulate over time within this area. Additionally, the infrastructure will also allow for the potential to recover free product should it be observed in the future and could also be used for future extraction and/or treatment of groundwater, if warranted.

The infrastructure consisted of the placement of approximately six inches of pea gravel in the bottom of the northern portion of the excavation, where the bedrock had been removed. As built drawings of the infrastructure installed, are included as Figure 8 (plan view) and Figure 9 (cross-section and details).

Two 10-foot lengths of six-inch diameter PVC slotted pipe were placed horizontally on the pea gravel. One end of each piece of PVC piping was capped and the other end was connected to a solid six-inch PVC riser pipe that extended above finished grade. Additional pea gravel was placed around and on the horizontal pipes to the approximate, former depth of the top of bedrock. Filter fabric was installed above the pea gravel to reduce fines from "clogging" the pea gravel and piping and the excavation was backfilled using the material described in Section 4.1.7.

Because the riser piping is solid and will not allow for monitoring of LNAPL above the horizontal piping level, a pre-packed, one-inch diameter, PVC well screen was also placed within the backfill and set with the bottom of the screen to the top of the horizontal slotted six-inch piping. The well consists of five feet of screen, which resulted in the top of the screen section at approximately one foot above the top of bedrock. This should allow for adequate fluctuations in groundwater levels (historic monitoring indicates the top of water at or below the bedrock/overburden interface).

4.1.7 Backfill

Three sources of backfill were used at the Site: 1) the uncontaminated material discussed in Section 4.1.3) imported soil fill utilized as backfill of the excavation and for top coating disturbed areas, and 3) imported stone fill material utilized around the infrastructure installed (discussed in Section 4.1.6). Top-cover was seeded in the Spring of 2012.

4.1.8 Monitoring Well Installation

Following completion of the remedial excavation, four overburden/shallow bedrock monitoring wells were installed to evaluate groundwater conditions and for NAPL. The wells, designated BW-09 through BW-12, were installed surrounding the removal area the week of January 16, 2012. The approximate locations of these wells are depicted on Figure 6 and Table 14 includes the geographic data for these sample locations. These well locations were selected based on known historic features, the findings of the RI work and IRM excavation work and were approved in the field with the NYSDEC.

The bedrock interface wells were installed under LaBella supervision using a rotary drill rig operated by Nothnagle Drilling, Inc. At each well location, overburden soil samples were collected using split-spoon samplers from the ground surface to apparent split-spoon refusal. Soil was screened in the field using a PID with a 10.6 eV lamp and using visual and olfactory observations. Apparent stained soils with a slight petroleum odor and elevated PID readings were noted located immediately above bedrock in wells BW-09 and BW-10. The PID readings were measured up to 49.4 ppm in BW-09 between 6 -feet and 8-feet bgs and up to 146 ppm in BW-10 between 6 -feet and 8-feet bgs. Based on the observations and PID readings and conversations with the NYSDEC, soil samples were submitted from BW-09 and BW-10 for laboratory analysis of USEPA TCL VOCs. Analytical results of these samples indicated that no targeted compounds were identified above the SCGs (including Part 375 Unrestricted Use SCOs and Protection of Groundwater RPSCOs). These data are tabulated in Table 15. The laboratory analytical report and the data usability summary report (DUSR) associated with these samples is included in Appendix 6. Soil boring logs are included in Appendix 3.

A 4-inch PVC screen with 0.020-slot screened interval between 5 ft. and 10 ft. in length was installed into each boring. Well construction diagrams are included in Appendix 3. Following installation, the wells were monitored once every two weeks for product using the following methods: 1) gauging the wells with an oil/water interface probe and 2) using a bailer to collect a visual sample at the top of the water column.

Product was not observed in wells BW-09, BW-11 and BW-12 following the initial gauging event (January 20, 2012) or at 2 weeks (February 2, 2012) and 4 weeks (February 17, 2012) past the initial event. A slight odor and less than 1 millimeter of NAPL was observed on the water table in BW-10 on February 2, 2012. As such, an absorbent sock was placed in BW-10 on February 13, 2012. The sock was removed from the well on February 17, 2012, and submitted for laboratory analysis of TCL VOCs, CP-51 VOCs and total petroleum hydrocarbons (TPH). To analyze the sock, the laboratory removed pieces of the contaminated portion of the sock and homogenized these pieces. The homogenized portion of the sock was used for analysis. This analysis identified the product as lube oil and indicated the presence of trichloroethene in the sample at 223 ppb. It should be noted that the absorbent sock

analytical results are considered screening level data as this sampling method is not standard. Laboratory analytical data associated with the absorbent socks is included in Appendix 6. This data is tabulated in Table 15.

4.1.9 Deep Bedrock Well Installation and Sampling

During the drilling of the Deep Bedrock Well (BW-13), a packer assembly was used to purge various open bedrock intervals to help assess the potential for downward migration of chlorinated solvent contamination. This first interval, 22 to 26.8 feet below grade, was purged but the interval produced insufficient water for sample collection. Samples were collected for TCL VOC analysis from the intervals of 26.8 to 31.8 and 31.8 to 36.8 feet below grade. The analytical results are shown in Table 7a, and showed that benzene, toluene, and xylene were detected at concentrations above the standards. However, no chlorinated solvents were detected in these intervals at concentrations above the standards.

Following the packer testing, the well was completed with 10-ft. of permanent screen between 27-ft. and 37-ft. bgs. This well was sampled in substantial accordance with American Society of Testing and Materials (ASTM) Standard D6771-02 (Low-Flow Purging and Sampling for Wells and Devices Used for Ground-Water Quality Investigations) and the RIWP in November 2012. No targeted VOCs were detected in this sample at concentrations above the NYSDEC Part 703 Groundwater Standards. This data along with the interval sampling completed in BW-13 in May 2012 suggests that there is no significant migration of chlorinated solvent groundwater contamination from the shallow bedrock to the deep bedrock.

4.1.10 Groundwater Sampling – AOC #1

Four sampling events of AOC #1 wells have occurred at the Site since the completion of the remedial excavation. These sampling events are summarized below; sampling parameters are listed in Sections 2.2.3.3, 2.2.3.4 and 2.2.3.5:

- February 22, 2012 – Sampling of wells BW-09, BW-11 and BW-12.
- April 19, 2012 – Sampling of well BW-10.
- October/November 2012 – Sampling of wells BW-04, BW-05, BW-09, BW-10, BW-11, BW-12 and BW-13.
- June 2013 – Sampling of wells BW-04, BW-05, BW-06, BW-07 and BW-12.

Note: Only BW-04 and BW-05 were sampled for PCBs and pesticides, based on the RI data. In addition, information regarding BW-13, the deep bedrock well, is summarized in Section 4.1.9.

The above sampling was conducted in substantial accordance with American Society of Testing and Materials (ASTM) Standard D6771-02 (Low-Flow Purging and Sampling for Wells and Devices Used for Ground-Water Quality Investigations) and the RIWP. Well sampling logs are included in Appendix 3.

VOCs:

Several VOCs were detected in the groundwater samples above laboratory MDLs. These data are summarized in the tables below. Data are reported in parts per billion (ppb). Compounds not detected above laboratory MDLs are denoted as "ND."

	BW-04 (9/15/10)	**BW-04** (10/30/12)	**BW-04** (6/18/13)	**BW-05** (11/11/10)	**BW-05** (11/05/12)	**BW-05** (6/18/13)	**Part 703 Groundwater Standards**
Vinyl chloride	1,200	73	57	2,700	940	810	2
cis-1,2-dichloroethene	4,500	ND	ND	5,400	3,300	4,800	5
Trichloroethene	2,100	100	100	4,300	7.2	3,000	5
Benzene	3.5	0.72	0.72	3.3	1.8	ND	1
1,1-Dichloroethene	42	2.1	2.1	66	40	39	5
1,1-Dichloroethane	3.2	ND	ND	5.3	2.5	ND	5
Trans-1,2-dichloroethene	24	1.7	1.7	65	51	41	5
m,p-Xylene	1.8	ND	ND	10	2.7	ND	5

	BW-06 (11/10/10)	**BW-06** (10/30/12)	**BW-06** (6/19/13)	**BW-07** (11/10/10)	**BW-07** (11/07/12)	**BW-07** (6/19/13)	**Part 703 Groundwater Standards**
cis-1,2-dichloroethene	3,300	3,300	3,100	590	1,600	67	5
Trichloroethene	4,700	5,300	6,200	740	2,100	86	5
Benzene	ND	1.1	ND	ND	1.6	ND	1
Toluene	ND	0.59	ND	ND	ND	ND	5
Tetrachloroethene	3.6	6.8	ND	ND	ND	2.0	5
Vinyl chloride	1,100	810	380	66	160	3.9	2
1,1-Dichloroethene	47	50	48	5.7	19	0.76	5
Trans-1,2-dichloroethene	27	31	24	4.9	26	ND	5
1,2-Dichloroethane	ND	0.8	ND	ND	ND	ND	0.6

	BW-09 (2/22/12)	**BW-09** (11/05/12)	**BW-10** (4/19/12)	**BW-10** (10/30/12)	**Part 703 Groundwater Standards**
cis-1,2-dichloroethene	2.7	ND	1.2	190	5
Trichloroethene	ND	3.9	3.1	9.8	5
Benzene	1.3	ND	1.4	1.9	1
1,2,4-Trimethylbenzene	1.1	1.2	16.0	4.4	5
Isopropylbenzene	ND	ND	1.8	5.5	5
n-propylbenzene	ND	ND	2.2	5.0	5

	BW-11 (2/22/12)	**BW-11** (10/30/12)	**BW-12** (2/22/12)	**BW-12** (2/22/12)	**BW-12** (6/19/13)	**Part 703 Groundwater Standards**
Vinyl Chloride	67	ND	49	1.9	2.9	2
cis-1,2-dichloroethene	460	35	31	1.5	ND	5
Trichloroethene	430	56	7.4	1.1	ND	5

Notes: All units are in parts per billion (ppb). Full data (including laboratory data qualifiers) are tabulated in Table 7, located in the Appendix. The DUSRs are included in Appendix 6.

In addition, passive diffusion bags (PDBs) were installed in bedrock monitoring well BW-05 on February 22, 2012. The PDBs were installed at two depths: 8.7 to 10.7 ft bgs and 15 to 17 ft bgs. The PDBs were removed from the well on March 8, 2012. Samples were submitted for laboratory analysis of TCL VOCs.

Based on the results of the PDB sampling and analysis several VOCs were detected at levels exceeding Part 703 Groundwater Standards in samples from both intervals. Vinyl chloride, 1,1-Dichloroethene, trans-1,2-dichloroethene, cis-1,2-dichloroethene, benzene, and trichloroethene were detected exceeding standards in the sample from 15 to 17 ft bgs. These same compounds were detected exceeding standards in the sample from 8.7 to 10.7 ft bgs, with the addition of m,p-Xylene. However, the concentrations of VOCs in the 8.7 to 10.7 ft. interval were higher than the 15-17 ft interval with the exception of cis-1,2-DCE. These data are summarized in Table 7. The laboratory report and DUSR are included in Appendix 6.

SVOCs:
Analytical data for the four bedrock interface wells indicate that SVOCs are not present in groundwater at the test locations above laboratory method detection limits (MDLs).

Metals:
Iron was identified at concentrations exceeding Part 703 Groundwater Standards in the October/November 2012 samples for wells BW-04, BW-05, BW-09, BW-10 and BW-12 and for a pre-IRM sampling event in wells BW-04 and BW-05. In addition, antimony and manganese were detected above Part 703 Groundwater Standards in samples BW-10 and BW-12, respectively, from the October/November 2012 sampling event. Based on the nature of these metals and the lack of nearby potable groundwater wells, these concentrations do not appear to be significant.

Pesticides:
Three pesticides (delta-BHC, gamma-BHC and heptachlor) were identified above Part 703 Groundwater Standards in sample BW-05 collected in November 2010. Only one of these compounds (gamma-BHC) was identified above Part 703 Groundwater Standards in sample BW-05 collected during the October/November 2012 sampling event. Pesticides have not been identified above Part 703 Groundwater Standards in samples collected from BW-04.

PCBs:
PCBs have not been identified above Part 703 Groundwater Standards in groundwater samples collected from BW-04 or BW-05. However, it should be noted that Aroclor 1254 was detected at a concentration of 12 ppm in a sample of product (LNAPL) collected from BW-05 prior to the IRM.

NAPL:
Prior to the IRM work in AOC #1, up to 0.39-ft. of NAPL had been observed in BW-05. As shown in Table 7, analysis of a sample of this product (designated ("690-BW-5-Oil") identified TCE and total PCBs at concentrations of 2,400 ppm and 12 ppm, respectively. In addition, the NAPL was identified to most closely resemble "motor oil" based on a fuel identification analysis performed by Mitkem Laboratories. Subsequent to the AOC #1 IRM work, NAPL was not observed in BW-05 until after the hydraulic connectivity testing completed in August 2013. As described in Section 4.1.12, the pumping of over 4,000-gallons of groundwater in the immediate vicinity of BW-05 appears to have pulled NAPL into this well. This observation is consistent with those made during the IRM at which time a

thin sheen of NAPL was observed in (and subsequently removed from) the excavation footprint when groundwater was pumped from the excavation. The NAPL was not present in the excavation until the bedrock was excavated and the NAPL appears to have been trapped within the top few feet of bedrock. It should also be noted that a NAPL sample from the AOC #1 excavation which was collected from approximately 15 to 20-ft. northwest of BW-5 did not contain TCE or PCBs. Subsequent vacuum events were completed in October and December 2013 and NAPL has not been observed with the same thickness as the pre-IRM measurements. Vacuum events completed at the Site are summarized in Section 5.1.5.

4.1.11 IRM: AOC #1- Former Oil House, Monitored Natural Attenuation Viability Study

Based on the post-IRM groundwater sampling, the source removal which occurred at AOC #1 in November and December 2011 appears to have decreased concentrations of petroleum related compounds as well as TCE and its degradation products in groundwater within and in the immediate vicinity of AOC #1 (refer to Figure 6 and Table 7). However, although decreased, CVOC concentrations above TOGS 1.1.1 still exist in groundwater in AOC #1. As noted in a study completed by Newell, et. al (2006) in 2003, a USEPA expert panel concluded "…that contaminant mass in source zones can (except in rare cases) only be partially depleted (removed or destroyed) by active remediation." As such, MNA was evaluated in AOC #1 as a potential additional remedial approach for AOC #1.

Post-IRM data suggested that MNA could be a viable remedial strategy for AOC #1 based on significant decreases in CVOC concentrations in proximity to the removal area and the presence of degradation products. As such, LaBella submitted an amendment to the RIWP for the completion of an MNA viability study in AOC #1. It should be noted that this letter also included a plan for hydraulic connectivity testing in AOC #1, as detailed in Section 4.1.12. The amendment to the RIWP was approved by the NYSDEC on May 30, 2013.

As detailed in Section 2.2.3.7, groundwater samples were collected from wells BW-04 through BW-07 and BW-12. A hydraulically up-gradient well (BW-12) with dissolved VOC concentrations in groundwater below Part 703 standards was selected for the sampling, as were down-gradient wells (BW-4, BW-6 and BW-7), and a single well situated within the apparent source area (BW-05).

As part of the viability study, Groundwater samples were collected and submitted for laboratory analysis of the following parameters:

- USEPA TCL and NYSDEC Commissioner Policy 51 (CP-51) VOCs using USEPA Method 8260;
- Chloride using USEPA Method 325.1 or 300.1;
- Nitrate and nitrite using USEPA Method IC E300;
- Sulfate using USEPA Method IC E300;
- Sulfide using USEPA Method SM4500;
- Total iron and manganese using USEPA Method SW6010;
- Methane, ethane and ethene using USEPA Method RSK-175; and
- Dissolved organic carbon using USEPA Method SM5310C.

In addition to the laboratory measured parameters listed above, the following parameters were measured in the field:

- pH
- Conductivity
- Temperature
- Oxidation Reduction Potential
- Dissolved Oxygen
- Turbidity
- Alkaline
- Iron (II)

As detailed in Section 2.2.3.7, the sampling was completed via low-flow methods in June 2013. The data generated through this sampling are summarized in Table 21 and below.

4.1.11.1 Monitored Natural Attenuation Data Summary

The MNA sampling results are summarized in Table 21. To evaluate the results, the wells have been grouped into two categories: 1) the upgradient 'clean' well (BW-12); and 2) the impacted wells (BW-04 through BW-07). The ranges and averages for select MNA parameters measured in the June 2013 sampling events are presented below:

Summary of MNA Parameters

Parameter	Units	Upgradient Well	Impacted Wells	
		Value	Range	Average
Dissolved O_2*	mg/L	0.6	0.0 to 0.85	0.21
ORP*	mV	-100	-10 to -301	-145
Alkalinity	mg/L	102	102 to 136	115
Iron (II)	mg/L	3.6	3.2 to 4.2	3.8
Ethane	µg/L	ND<1.2	ND<1.2 to 51	10.7
Ethene	µg/L	ND<1.5	ND<1.5 to 190	47.2
Methane	µg/L	720	6.6 to 2,300	1,037
Iron	µg/L	2,530	968 to 15,500	6,088
Manganese	µg/L	226	84.2 to 271	128.8
Chloride	mg/L	700	600 to 1900	1,078
Nitrate	mg/L-N	0.13	0.066 to 1.1	0.32
Nitrite	mg/L-N	0.051	0.13 to 0.13	0.13
Dissolved Organic Carbon	mg/L	5.5	4.6 to 10	6.1
Sulfate	mg/L	160	43 to 100	388
Sulfide	mg/L	ND<0.030	ND<0.030 to 2.2	0.464

Note:
(1) ND denotes not detected above laboratory detection limit
(2) mV denotes milli-Volts
(3) mg/L denotes milligrams per Liter
(4) µg/L denotes micrograms per Liter
*(5) *Last reading of continuously measured field parameters displayed.*

Select MNA parameters are discussed as follows:

- **Dissolved Oxygen (DO):** As indicated in the table above, the average DO concentrations measured in the upgradient and impacted wells in June 2013 was 0.6 mg/L and 0.21 mg/L, respectively. It appears that DO concentrations in the upgradient and impacted wells measured in June 2013 were anaerobic (i.e., less than 1 mg/L), which is favorable for reductive dechlorination.
- **ORP:** Favorable ORP measurements for reductive dechlorination are generally less than 50 milli Volts (mV). As indicated in the table above, ORP measurements collected in the wells were all negative ORP values and in the 'impacted zone' averaged -145 mV which indicates a highly reducing environment which is favorable for natural attenuation via reductive dechlorination.
- **Alkalinity:** Concentrations of alkalinity are used to correlate between areas of microbial activity. Higher concentrations of alkalinity above background are typically detected in the groundwater where biodegradation is occurring. As indicated in the table above, concentrations of alkalinity do not appear to be notably different between the upgradient and impacted wells.
- **Iron (II):** Concentrations of Iron (II) can be indicative of biodegradation of fuel compounds and vinyl chloride. However concentrations of Iron (II) may be biased low due to the precipitation of sulfides and carbonates (USEPA 1998). Favorable Iron (II) concentrations are greater than 1 mg/L. As indicated in the table above the concentrations of Iron (II) do not appear to be notably different between the upgradient and impacted wells; however, all wells were >1 mg/L.
- **Methane:** Concentrations of methane in groundwater indicate a reducing environment for degradation of chlorinated organic compounds. As indicated in the table above, concentrations of methane appear notably higher (up to more than three times higher) in impacted wells BW-04, BW-05 and BW-06 as opposed to the upgradient/background well. This suggests that the chemicals of concern are undergoing biodegradation. However, the methane concentration in BW-07 was 6.6 ug/L, over 100 times less than the methane concentration measured in BW-12, the upgradient well.
- **Ethane and Ethene:** Ethane and ethene are the daughter products of vinyl chloride and their presence indicates biodegradation is occurring. As indicated in the table above, ethane and ethene were detected in three of the five samples (one duplicate sample) collected from the impacted wells whereas the upgradient well did not detect ethane and ethene. As such, the presence of ethane and ethene in the impacted wells indicates that the chemicals of concern are undergoing complete biodegradation (i.e., not 'stalling out' at vinyl chloride). It should be noted that ethane and ethene were not identified above laboratory MDLs in BW-07.
- **Nitrate:** Favorable concentrations of nitrate in groundwater for biodegradations are less than 1 mg/L. As indicated in the table above, concentrations of nitrate in the impacted wells genereally appear to be less than 1 mg/L, with the exception of BW-07 in which nitrate was detected at a concentration slightly above 1 mg/L (i.e., 1.1 mg/L).
- **Chloride:** Chloride is released into groundwater during biodegradation and is used to identify areas of the plume. As indicated in the table above, average chloride concentrations in the impacted wells are higher than the concentration in the upgradient well. This distinction suggests that chemicals of concern are undergoing biodegradation in the impacted wells.
- **Sulfate:** Sulfate may be used as an electron acceptor during biodegradation when DO has been depleted. Favorable concentrations of sulfate for biodegradations are less than 20 mg/L (USEPA

1998). However, degradation can still occur with high sulfate concentrations. As indicated in the table above, concentrations of sulfate in the wells at the Site are generally greater than 20 mg/L.

During the completion of the RAA, the data generated during the MNA viability study will be used in conjunction with modeling technology to determine the estimated duration of a potential MNA program at the Site.

4.1.12 IRM: AOC #1- Former Oil House, Hydraulic Connectivity

Post-IRM groundwater sampling data in AOC #1 collected in October/November 2012 and June 2013 indicated significant decreases in CVOC concentrations in wells within and immediately surrounding the excavation area (e.g. BW-04, BW-05, BW-11) and well BW-07, downgradient approximately 150 ft. of the source area, when compared to pre-IRM groundwater data. However, concentrations in AOC #1 well BW-06, located approximately 50 ft. south and cross/down gradient from the AOC #1 excavation area (and former source area) than other AOC #1 wells, remained relatively stable when comparing pre- and post-IRM data. . As such, it is anticipated that a longer time period may be required for changes to be observed in well BW-06.

In order to evaluate hydraulic connectivity between wells within and immediately surrounding the former AOC #1 excavation footprint and wells BW-06 and BW-07, a hydraulic connectivity test was completed in August 2013. The completion of this test involved the following tasks:

- Pumping of 4,200-gallons of groundwater from horizontal infrastructure installed within the former AOC #1 excavation footprint. The installation and construction of this infrastructure is detailed in Section 4.1.6. This horizontal piping is set into the excavated bedrock to approximately 4.9 ft. below the top of rock. This depth of bedrock overlaps with the open rock well portion of BW-05.

- Pumping of 100-gallons of groundwater from BW-06.

- Groundwater was pumped into two on-site frac tanks, each 4,000-gallons in capacity.

- A few hours prior to pumping, pressure transducers were placed in wells BW-05, BW-06 and BW-07 to collect continuous water level readings during the connectivity test. In addition, manual static water level readings were collected of additional wells in AOC #1 periodically throughout the pump test. Static water level readings were collected at the below frequencies:
    - Approximately every 30-seconds (sec.) for the first 2-minutes (min.);
    - Approximately every 1-min. for the next 10 min.;
    - Approximately every 5-min. between 10-min and 1-hour (hr.) into the test;
    - Approximately every 10-min between 1-hr and 2-hrs. into the test;
    - Approximately every 20-min between 2hrs and 3-hrs. into the test; and
    - Approximately every 60-min after 3-hrs. into the test.

- During the connectivity test, the contents of 10 drums containing groundwater generated during RI groundwater sampling and development activities were pumped into one of the frac tanks. Subsequent to this pumping and the connectivity test, waste characterization samples were collected from the frac tanks and submitted to Monroe County Pure Waters along with a permit application to discharge this water to the sewer system.

- Subsequent to the approval of a short term sewer discharge permit by Monroe County Pure Waters, water stored in the frac tanks was discharged to the sewer system on August 20, 2013, and the frac tanks were cleaned and removed from the Site. The total volume of water discharged to the sewer was approximately 4,600-gallons.

Water was pumped from the horizontal infrastructure between 11:26AM on August 12, 2013, and 6:39AM on August 13, 2013, at an approximate flow rate of 10-gallons per minute (gpm). As previously noted in Section 4.1.7, the AOC #1 excavation was backfilled with pea gravel and sand, two relatively porous mediums, creating a bathtub effect. As such, despite the low hydraulic conductivity rate (refer to Section 3.3) measured in BW-05 (screened primarily in bedrock), the "bathtub" of pea gravel and sand had to be drained before the surrounding bedrock groundwater could be affected adequately to evaluate hydraulic connectivity between the former source area in the AOC #1 excavation and wells BW-06 and BW-07. Based on the estimated volume of the "bathtub" which was calculated using estimated porosities and observations during the connectivity test, the "bathtub" appeared to have drained approximately 6-hrs and 40-min. into the test (i.e., 6:06 pm on August 12, 2013), when approximately 4,000-gallons had been pumped from the excavation footprint. At that time, the horizontal infrastructure ran dry and was continually allowed to recharge and was again purged dry for approximately 12.5-hrs. The recharge durations became longer and longer as more water was pumped from the horizontal infrastructure. It is estimated that an additional 300-gallons of groundwater was purged during the final 12.5-hrs. of pumping from the horizontal infrastructure (i.e., an average of 0.4 gpm during this time).

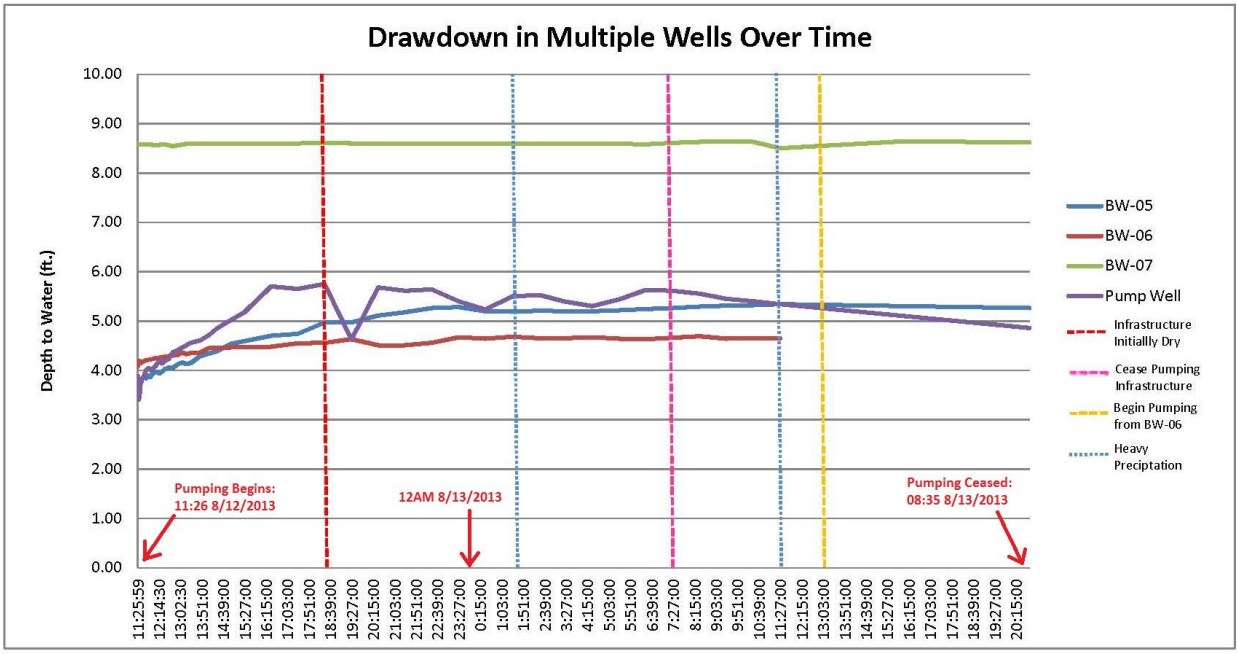

After pumping approximately 4,300-gallons from the horizontal infrastructure, the static water level of BW-06 appeared to have been influenced by this pumping. As shown in the chart above, the static water level of BW-06 had dropped approximately 0.57-ft. since the beginning of the connectivity test

until pumping ceased from the infrastructure; however, a clear influence had not been observed in BW-07. As such, approximately 100-gallons of groundwater was pumped from BW-06 between 12:53PM and 8:35PM on August 13, 2013. During this time, BW-06 ran dry numerous times and was continually allowed to recharge before pumping resumed. The recharge durations became longer and longer and pumping was eventually ceased due to low recharge. This work is summarized in the table below:

Observations During Pumping from BW-06:

Action	Time	Static Water Level BGS (with tubing and pump in well)
Pumping Started	12:53	4.48-ft.
Pumping Stopped	13:03	13.29-ft.
Pumping Started	13:23	7.20-ft.
Pumping Stopped	13:28	13.50-ft.
Pumping Started	13:47	6.15-ft.
Pumping Stopped	13:54	13.53-ft.
Pumping Started	14:24	5.24-ft.
Pumping Stopped	14:33	13.44-ft.
Pumping Started	15:03	5.20-ft.
Pumping Stopped	15:11	13.81-ft.
Pumping Started	15:41	5.29-ft.
Pumping Stopped	15:50	13.80-ft.
Pumping Started	16:20	5.16-ft.
Pumping Stopped	16:32	13.72-ft.
Pumping Started	17:20	4.97-ft.
Pumping Stopped	17:50	13.41-ft.
Pumping Started	18:20	5.15-ft.
Pumping Stopped	18:35	13.80-ft.
Pumping Started	19:05	5.04-ft.
Pumping Stopped	19:35	13.76-ft.
Pumping Started	20:05	5.16-ft.
Pumping Stopped	20:35	13.72-ft.

Prior to the start of pumping from BW-06, the water level is BW-07 had dropped 0.02-ft. (from 8.58-ft. bgs to 8.60-ft. bgs). However, a heavy precipitation event occurred shortely before the start of pumping from BW-06 during which water was observed running into BW-07, raising the water level to 8.50-ft. bgs. Subsequent to this precipitation event and pumping approximately 100-gallons of groundwater from BW-06, the water level in BW-07 dropped to 8.62-ft. bgs. However, the cause of this slight drop in static water level may be due to rebound following the heavy precipitation event rather than the result of pumping from BW-06.

Based on the results of the hydraulic connectivity test, a hydraulic connection appears to be present between the former IRM excavation footprint and BW-06. The results of the hydraulic connectivity test were inconclusive regarding the establishment of a hydraulic connection between BW-07 and the former IRM excavation footprint/BW-06. However, the June 2013 groundwater sampling results (refer to Section 4.1.10) indicated a steep decline in CVOC concentrations in BW-07. These results support the idea that influence of CVOC concentrations in BW-07 took a greater period of time following the removal of a significant mass of impacts as part of the late 2011 IRM in AOC #1 than the influence of

this removal observed in wells located much closer to the excavation footprint (e.g., BW-04 and BW-05). While the results of the hydraulic connectivity test did not necessarily indicate a hydraulic connection between BW-07 and other features in AOC #1, the June 2013 data do indicate such a connection. Sustained elevated concentrations of CVOCs in BW-06 may be the result of back diffusion, as discussed in Section 4.1.11 and due to BW-06 being partially cross gradient of the AOC #1 IRM Excavation.

4.1.13 IRM: AOC #1- Former Oil House, Results

In November through December 2011, IRM activities at the Site removed approximately 142.26 tons of non-hazardous soil and 185.05 tons of non-hazardous bedrock. Soil was disposed of at High Acres Landfill in Perinton, New York. Bedrock was disposed of at Model City Landfill in Model City, New York. The materials were transported off-site and were disposed at appropriate facilities. In addition, a limited volume of free product and a significant quantity of excavation water was removed from the Site, and infrastructure was installed to allow for the monitoring and potential removal of additional water and free product. Based on the confirmatory soil sampling completed, all soil containing constituents of concern above NYCRR Part 375-6.8(a) Unrestricted Use SCOs were removed from AOC #1 with the exception of soils associated with confirmatory sample CS-5 (4 ft. bgs). The compound 4,4'-DDT was detected above the NYCRR Part 375-6.8(a) Unrestricted Use SCO but below the NYCRR Part 375-6.8(b) Restricted Residential Use SCO in sample CS-5 and this sample was collected from approximately 4 ft. below grade.

4.2 IRM: AOC #2 (Former Foundry Building) and AOC #6 (General Site/Miscellaneous Areas)

AOC #2: Former Foundry Building

As detailed in Section 2.3, laboratory analytical data from both soil and groundwater samples collected from AOC #2 have indicated that petroleum-related VOCs exceed the SCGs in soil samples collected from SB-26 and groundwater collected from SG-5 and SB-93. Figure 6 depicts the locations of these test points and the associated data are summarized in Tables 3 and 4.

Based on these findings, LaBella proposed the implementation of an IRM for AOC #2: Former Foundry Building that included the removal and disposal of soil and groundwater to the extent practicable.

AOC #6: Miscellaneous Areas

As detailed in Section 2.7, the general site-wide evaluation identified numerous miscellaneous areas with concentrations of SVOCs, pesticides, PCBs and/or metals in soil that exceed the Unrestricted Use SCOs, the Restricted Residential Use SCOs and/or the Protection of Groundwater SCOs. A summary of these impacts is provided below. Figures 6 and 7B/7C depict the locations of the test points described below and the associated data are summarized in Tables 3 and 4.

- AOC #6A - SS-2 (0-24") – The 0-2" sample from this area detected numerous SVOCs at concentrations above the Unrestricted Use and Restricted Residential Use SCOs. The 2"-24" did not detect concentrations of SVOCs above the Unrestricted Use SCOs. The 2"-24" sample did detect some low-level concentrations of lead and zinc; however these are below the Restricted

Residential and Protection of Groundwater SCOs. Based on the exceedences in the shallow surface soil sample, a removal of soil from this area was proposed to address any potential exposure issues.

- AOC #6B – SB-73 (0.4'-4') – This sample contained elevated concentrations of several metals including lead at a concentration above the Restricted Residential SCO. Based on the shallow nature of these soils, a limited removal of soil from this area was proposed.
- AOC #6C – SB-76 – A groundwater sample (SP-15 sample from the boring) from this location identified elevated concentrations of petroleum-related VOCs in groundwater. However, a soil sample from the saturated zone (7.7'-8') in this boring did not identify VOCs above the laboratory detection limits with the exception of xylene, which was below the Unrestricted Use SCOs. In addition, several groundwater samples from in proximity to this location (SB-83 & SB-84) did not detect similar concentrations of VOCs in groundwater. Based on the data to date, it initially appeared warranted to conduct a limited soil removal to remove any impacted material and additionally to confirm groundwater conditions after the removal action.
- AOC#6D – SB-77 (0-4') – This sample contained elevated concentrations of numerous SVOCs. Based on the shallow depth of the soil sample and the location of the soil in a grass covered area, a removal of soil from this area was proposed to address any potential exposure issues.

4.2.1 Remedial Goals

The Remedial Goals for this IRM Work Plan were as follows:

1) Excavate soils impacted with constituents previously identified in the RI and including, but not limited to petroleum-related VOCs to the extent practicable given the presence of the on-site features (i.e., buildings, utilities, etc). It should be noted that AOC #2 and AOC #6 soils that did not meet the IRM SCGs and were not removed during the IRM were documented and will be evaluated for additional remedial action in the Alternatives Analysis Report.
2) Transport impacted materials to a NYS part 360 permitted landfill for disposal.
3) Dewater, containerize, treat (if necessary), and dispose of any liquid materials generated during the IRMs as well as liquid materials found to accumulate within the remedial excavation in any significant quantity.
4) Mix amendments (oxygen-releasing compounds) into the backfill placed in the AOC #2 excavation from eight feet below grade (approximate depth of water table) to the bottom of the excavation to help treat any contaminated groundwater not captured during the IRMs.

Impacted soils and liquid materials were addressed in accordance with applicable local, state, and federal regulations.

4.2.2 Soil Excavation

To accomplish the above objectives, the following scope of work was implemented.

The soil removal was conducted between July 12, 2012, and August 20, 2012; however, some activities were completed after August 20, 2012 (e.g., roll-off removal, site restoration and discharge of excavation waters). The final extents of the excavations are shown on Figures 7a, 7b and 7c.

Prior to the initiation of any invasive work, a Dig Safely New York stakeout was conducted at the Site to locate any subsurface utilities in the area of the excavation. In addition, a soil boring program was implemented at the Site on July 6, 2012, to obtain waste characterization samples from AOC #2 and AOC #6. The table below summarizes the locations of the waste characterization samples.

Sample ID	Depth (ft. bgs)	Area of Concern
WC-IRM-01	9-11.5	Northern portion of AOC #2
WC-IRM-02	9-11	Central portion of AOC #2
WC-IRM-03	6.5-8	Southern portion of AOC #2
AOC-6-A*	0-2	Center of AOC #6A
AOC-6-B*	0-4	Center of AOC #6B
AOC-6-C*	7-10	Center of AOC #6C
AOC-6-D*	3-5	Center of AOC #6D

*These samples were composited by the laboratory for analysis.

One of the three soil samples (i.e., sample ID WC-IRM-03, collected from soil boring location WC-GP-06) from AOC #2 submitted for laboratory analysis failed an ignitability test. Based on the ignitability characteristic exhibited in soil sample from WC-GP-06 and elevated PID readings observed in the vicinity of WC-GP-06 during the implementation of the IRM, soils in the southern-most portion of the AOC #2 excavation could not immediately be disposed of at the Mill Seat Landfill as non-hazardous waste. As such, these soils were aerated and re-sampled for flash prior to disposal at the Mill Seat Landfill. The pre-IRM waste characterization sample data is summarized in Table 16 and the laboratory analytical report is included in Appendix 6.

A LaBella representative continuously monitored the excavated soils for visible impairment, olfactory indications of impairment, and/or indication of detectable VOCs with a photoionization detector (PID), collectively referred to as "evidence of impairment."

Soils from AOC #2, AOC #6A and AOC #6B were excavated using a Hitachi Model Zaxis 160 LC excavator. Soils from AOC #6C and AOC #6D were excavated using a Caterpillar Model 305C CR excavator. Where applicable, the excavations were initiated in the areas anticipated to be the most contaminated, and the excavation was widened until apparently clean soil was encountered. Confirmatory samples were collected from the sidewalls of each excavation to demonstrate that the limits of contamination in the soil were reached. Documentation samples were collected from sidewalls in areas where additional excavation was not feasible (e.g., off-site or in the vicinity of underground utilities).

In accordance with the IRM Work Plan, the excavated material from AOC #2 was segregated prior to re-use or off-site disposal using field screening methods followed by laboratory analysis. Excavated material from AOC #6 were loaded directly into trucks for off-site disposal (refer to Section 5.2.2 for additional information). The excavated material was classified into the material types outlined in Table A. Sections 5.2.1 through Section 5.2.3 describe the handling and characterization of these classes of materials and Table A summarizes this information and quantities.

The vertical extents of the AOC #2 and AOC #6C excavations were to bedrock. As such, confirmatory bottom samples were not applicable for AOC #2 or AOC #6C. The vertical extents of AOC #6A, AOC #6B and AOC #6D varied based on soil data from the 2010 Remedial Investigation. Confirmatory sample locations for AOC #2 are depicted on Figure 10A. Confirmatory sample locations for AOC #6A and AOC #6B are depicted on Figure 10B. Confirmatory sample locations for AOC #6C and AOC #6D are depicted on Figure 10C.

Items of note in relation to the excavation work included:

AOC #2:

1. A significant portion of the excavation area appears to be within the footprint of former buildings (i.e., a former foundry and automobile houses), and as such, several pipes were discovered during excavation. However, orange staining was observed along one metal pipe oriented parallel to Martin Street, running along the western extent of the excavation. This pipe was approximately 4-in. in diameter and located approximately 4-ft. bgs. Indications of petroleum impairment (e.g., black staining, odors, or elevated PID readings) were not observed within the pipe or in soils immediately surrounding the pipe. Per the NYSDEC, LaBella utilized an x-ray fluorescence (XRF) spectrometer to evaluate lead, copper and chromium concentrations within the pipe and in surrounding soils. The following measurements were collected from a section of the pipe on the northwestern portion of the AOC #2 excavation:

Metal	Interior of Pipe (sediment/metal surface)	Orange-colored Soil on Exterior of Pipe	Exterior of Pipe (metal surface)	Soil from immediately below the pipe (removed using the excavator)
Lead	740	36	>10% lead	10.7
Copper	571	69	ND<688	ND<16
Chromium	ND<147	ND<72	ND<256	50

   In addition, a soil sample ("AOC2-CS-Pipe") was collected from immediately below a section of the pipe on the northwestern portion of the excavation. This sample was collected on August 1, 2012, and submitted to Paradigm for analysis of RCRA Metals. Analytical results did not identify any RCRA Metals present at concentrations exceeding Site SCGs. These data are summarized in Table 13.

2. The eastern extent of impairment in AOC #2 appears to extend beyond the Site's eastern property boundary (refer to Figure 10A). Based on field observations (including PID readings) and analytical data, impacts along the eastern extent of the excavation were observed to be between approximately 10 ft. bgs to bedrock (11.5 ft. to 12 ft. bgs) in the northern portion of the excavation and between approximately 8 ft. bgs to bedrock in the southern portion of the excavation.

   It should be noted that significant impacts (i.e., 557 ppm total VOCs measured using a Minirae PID) were encountered in AOC #2 as shallow as about 4.75 ft. bgs in the southern portion of the excavation and approximately 20 ft. to the west of the property line. During the course of the excavation, groundwater was observed to be present as shallow as approximately 10 ft. bgs. Based on the observations during the remedial work it appears that the impacts originated from the area of worst case impacts on-site and extended to the north and east with groundwater.

The excavation could not be extended beyond the Site's eastern property line, and as such, documentation samples were collected along the eastern extent of the excavation. It should be noted that a demarcation layer was installed along the eastern property line to provide a visual barrier between the excavated area and the contamination that extends off-site. The demarcation layer consisted of 6-mil plastic sheeting. Of the five samples collected along the excavation's eastern sidewall (AOC2-CS-01(10 ft. to 10.5 ft. bgs); AOC2-CS-06 (10 ft. to 11 ft. bgs); AOC2-CS-08 (11.3 ft. bgs); AOC2-CS-13 (11 ft. bgs); and AOC2-CS-14 (11 ft. bgs)), samples AOC2-CS-08, AOC2-CS-13, and AOC2-CS-14 contained concentrations of petroleum-related VOCs above their respective RPSCOs for Unrestricted Use. However, no VOCs were detected in confirmatory or documentation samples from AOC #2 above their respective RPSCOs for Restricted Residential Use. Confirmatory and documentation sample data for AOC #2 are summarized in Table 13 and additional details are summarized in Section 4.2.4.

3. A concrete structure was encountered in the central portion of the excavation, along the western excavation extent. The structure appeared to be a vault with approximate dimensions of 6 ft. by 8 ft. and 5 ft. in depth and filled with water. The apparent vault was located between approximately 3 ft. and 8 ft. bgs. Two square access ways were observed at the top of the vault covered by steel plates. These access ways appeared level with the concrete floor slab of the former foundry. Indications of impairment (sheen, odor, etc.) were not observed in the water located within the vault. In addition, sediment was not observed at the bottom of the vault following pumping of this water. Water from the vault was pumped to an on-site frac tank, sampled, and discharged to the municipal sewer system. During backfill of AOC #2, the vault was crushed into itself and covered by backfill.

4. During the backfill of the AOC #2 excavation, calcium oxy-hydroxide in the form of pellets of Oxygen Release Compound Advanced (ORC-A) manufactured by Regenesis® was added to the backfill of the bottom 1 to 2 ft. of the excavation (i.e., the saturated zone). The backfill and ORC-A were mixed using an excavator. A total of approximately 120 lbs. of ORC-A was utilized in the excavation. The distribution of ORC-A was biased towards the southern portion of the excavation, in which the worst impacts were observed. The ORC-A was added to the backfill in an attempt to accelerate the natural decay of any residual petroleum constituents.

AOC #6:

1. AOC #6A – Confirmatory samples (bottom and sidewall) from AOC #6A were analyzed for TCL SVOCs, of which all were detected below NYCRR Part 375-6.8(a) Unrestricted Use SCOs or not detected above laboratory method detection limits (MDLs). As such, AOC #6A was backfilled on July 20, 2012. Confirmatory sample data associated with AOC #6A are summarized in Table 13 and additional details are summarized in Section 4.2.4.

2. AOC #6B – During excavation, a layer consisting primarily of fill materials including crushed brick and ash were observed from approximately 2 ft. to 6 ft. bgs in AOC #6B. Additional fill materials were observed mixed in with soil from approximately 6 ft. bgs to approximately 8 ft. bgs. Confirmatory samples (bottom and sidewall) from AOC #6B were analyzed for RCRA Metals, of which all were detected below NYCRR Part 375-6.8(a) Unrestricted Use SCOs or not detected above laboratory MDLs. In addition, prior to backfill, fill materials from the sidewalls

of AOC #6B were scanned using an XRF spectrometer to evaluate lead concentrations in these materials. The XRF spectrometer measured lead to be at a concentration of 349 ppm in these materials, above the NYCRR Part 375-6.8(a) Unrestricted Use SCO but below the Site RPSCOs. Based on the lack of gross lead contamination as indicated by the XRF screening, AOC #6B was backfilled on July 20, 2012. However, it should be noted that the XRF is a screening tool which provides estimated results and cannot be used to document compliance with remedial objectives. Although there does not appear to be gross lead contamination in this fill material, based on the XRF result, the SB-73 0.4-4' results, and a visual assessment of the fill material it appears that the fill material in this portion of the Site has the potential to contain lead above Unrestricted and Restricted Residential SCOs. As such, this area will be further addressed in the Remedial Alternatives Analysis. It should also be noted that the lead-impacted fill material is covered by asphalt pavement with a gravel sub-base. Confirmatory sample data associated with AOC #6B are summarized in Table 13 and additional details are summarized in Section 4.2.4.

3. AOC #6C – While the AOC #6C excavation was initially to be focused in the area immediately surrounding the location of SB-76, petroleum impacts were identified along a sewer line which is located along the western sidewall of AOC #6C. This utility consists of an approximately 24-inch diameter PVC pipe located between approximately 6 ft. and 8 ft. bgs (refer to Figure 10C). The utility was observed to be surrounded by pea stone and sand. These impacts appear to be residual impacts associated with the contamination partially targeted by the 2008 IRM which were conveyed along the bedding of the underground utility encountered in the AOC #6C excavation. The 2008 remedial excavation is described in the Remedial Investigation Work Plan, submitted under separate cover and depicted in Figures 3B and 7C. Based on the size and purpose of this utility, it could not be removed or altered. As such, a documentation sample was collected from the northwestern sidewall of AOC #6C. Refer to Section 4.2.4 for additional information regarding confirmatory sampling.

   In addition, the AOC #6D excavation (located immediately to the west of AOC #6C, but on the western side of the utility) was expanded to a depth of approximately 8.2 ft. bgs to evaluate petroleum impacts on the western side of the utility. A documentation sample was collected from the eastern sidewall of AOC #6D, in which targeted compounds were not detected above Site RPSCOs. These data are summarized in Table 7a and details are further discussed in Section 4.2.4.

   During the backfill of the AOC #6C and AOC #6D excavations, calcium oxy-hydroxide in the form of pellets of Oxygen Release Compound Advanced (ORC-A) manufactured by Regenesis® was added to the backfill of the bottom 1 to 2-ft. of the excavation (i.e., the saturated zone). The backfill and ORC-A were mixed using an excavator. A total of approximately 40-lbs. of ORC-A was utilized in the excavation. The ORC-A was added to the backfill in an attempt to accelerate the natural decay of any residual petroleum constituents.

   Based on the detection of one petroleum-constituent (m,p-Xylene) above the NYCRR Part 375-6.8(a) Unrestricted Use and Part 375-6.8(b) Restricted Use for Protection of Groundwater SCOs (refer to Section 5.3), a 1-in. PVC pre-packed well with 5-ft. of screen was installed in the AOC #6D excavation during backfill for future groundwater evaluation.

4. AOC #6D – Soils in AOC #6D were observed to consist of apparent fill to a depth of approximately 5-ft. bgs. The apparent fill was comprised of sandy silt, fine to coarse subrounded gravel, cobble-sized pieces of subrounded rock and crushed asphalt. Although a confirmatory sample collected from the bottom of AOC #6D (5-ft 4-in.) was not found to contain targeted compounds above Site RPSCOs, the two sidewall samples (collected from the eastern and western sidewalls) were found to contain several polyaromatic hydrocarbons (PAHs) at concentrations above Site RPSCOs. Based on these data, the excavation was expanded to the east and west and these sidewalls were resampled on August 3, 2012. PAHs were again identified at levels exceeding Site RPSCOs in both samples, at which time the eastern side of AOC #6D was expanded into AOC #6C (effectively removing AOC #6D's eastern sidewall) and AOC #6D's southern sidewall was sampled on August 9, 2012. Based on these data, the extent of the fill layer and previous sampling, it was determined that rather than conducting an extensive removal, a soil cover was proposed and accepted by NYSDEC. As such, an approximately 1-ft. layer of soil was removed from an approximately 2,000-sq. ft. area in the vicinity of AOC #6D. Following this soil removal, clean fill was brought in to form a soil cover of this area 2-ft. in depth. A demarcation layer consisting of orange snow fencing was utilized to separate the cover material from impacted soils. It should also be noted that the demarcation layer covers both AOC 6C and 6D and that the vertical walls of the deeper portion of these excavations also have a demarcation layer. Confirmatory sample data associated with AOC #6D are summarized in Table 7B and additional details are summarized in Section 4.2.4.

5. ORC-A – During the backfill of AOC #6C and AOC #6D, approximately 40-lbs. of ORC-A were mixed in with the bottom 1 to 2 ft. of backfill (i.e., in the saturated zone) in an attempt to accelerate the natural decay of any residual petroleum constituents.

4.2.3 Excavated Soil and Bedrock Segregation

In accordance with the IRM Work Plan, the excavated material from AOC #2 was segregated prior to re-use or off-site disposal using field screening methods followed by laboratory analysis. Excavated material from AOC #6 were loaded directly into trucks for off-site disposal. The excavated material was classified into the materials types outlined below:

- *Class 1 – Uncontaminated Soil:* Soil or fill materials in AOC #2 exhibiting PID readings of less than 25 ppm and no observable free product were segregated and placed on and covered with plastic sheeting for sampling and potential re-use in the excavation.
- *Class 2 – Non-Hazardous, Contaminated Soil:*
    - Soil or fill materials from AOC #2 exhibiting PID readings greater than 25 ppm and no observable free product and failed ignitability testing were directly loaded into trucks for transport to the Suntru Street aeration zone. After aeration and re-sampling for ignitability, these soils were directly loaded into trucks for transport to the NYS part 360 permitted landfill
    - Soil or fill materials from AOC #2 exhibiting PID readings greater than 25 ppm and no observable free product. In addition, all soil or fill materials excavated from the AOC #6 excavations were considered Class 2 materials. These materials were directly loaded into trucks for transport to the NYS part 360 permitted landfill.

- *Class 3 – Hazardous, Contaminated Soil:* Soil or fill materials with observable LNAPL or sludges. Class 3 materials were not identified at the Site during this IRM.

4.2.4 Confirmatory Sampling

AOC #2: The AOC #2 excavation was advanced to bedrock and as such confirmatory samples were not collected from the bottom of the excavation. A total of fourteen confirmatory soil samples (designated AOC2-CS-01 through AOC2-CS-14) were collected from the sidewalls of the remedial excavation. VOCs were not identified above their respective RPSCOs in confirmatory samples collected from the northern, southern and western excavation sidewalls.

Samples AOC2-CS-01 (10-ft. to 10.5-ft.), AOC2-CS-06 (10-ft. to 11-ft. bgs), AOC2-CS-08 (11.3-ft. bgs), AOC2-CS-13 (11-ft. bgs) and AOC2-CS-14 (11-ft. bgs) were collected from the excavation's eastern sidewall. Of the five samples collected along the excavation's eastern sidewall, samples AOC2-CS-08, AOC2-CS-13, and AOC2-CS-14 contained concentrations of petroleum-related VOCs above their respective RPSCOs for Unrestricted Use and Protection of Groundwater. However, no VOCs were detected in confirmatory or documentation samples from AOC #2 above their respective RPSCOs for Restricted Residential Use. The excavation's eastern sidewall could not be extended to "chase" this documented contamination due to the proximity of the Site's property line, a fence and sidewalk. These features as well as the confirmatory sample locations are depicted on Figure 10A. The confirmatory sample data is summarized in Table 13.

AOC #6A: As indicated in Table 13, targeted compounds were not identified above their respective RPSCOs in confirmatory samples collected from AOC #6A.

AOC #6B: In accordance with the IRM Work Plan, two confirmatory soil samples (designated TP-AOC-B Sidewall and TP-AOC-B Bottom) were collected from the AOC #6B excavation; one from the southern sidewall and one from the bottom. The sidewall sample was collected from a depth of 6-ft. bgs, in soil just below a layer consisting entirely of fill materials, and the bottom sample was collected from a depth of 8-ft., 2-in. bgs. Several metals were detected in each sample; however, these metals were not detected at concentrations exceeding their respective RPSCOs.

It should also be noted that a limited sample of fill material from the sidewalls of AOC #6B was scanned using an XRF spectrometer to evaluate lead concentrations in these materials. Refer to Section 4.2.2 "AOC #6" for additional information.

AOC #6C: A total of five confirmatory soil samples were collected from the sidewalls of the remedial excavation and Sample AOC6D-08032012 E. Side was collected from the western side of the 24" diameter sewer line described in Section 4.2.2. Although technically collected from AOC #6D, the purpose of this sample was to evaluate the subsurface for petroleum impacts to have migrated from AOC #6C to the northwestern side of the utility line discussed in Section 4.2.2 "AOC #6."

VOCs were not identified above their respective RPSCOs in samples collected from AOC #6C, with the exception of the compound m,p-Xylene in the northwestern sidewall sample. This compound was detected in this sample above the NYCRR Part 375-6.8(a) Unrestricted Use and Part 375-6.8(b) Restricted Use for Protection of Groundwater SCOs; however, this compound was detected at a concentration below the Part 375-6.8(b) Restricted Residential SCO. Based on this data, a 1-in. diameter PVC pre-packed well with 5-ft. of screen was installed in the AOC #6D excavation during backfill. Refer to Section 4.2.2 for additional information.

AOC #6D: A total of seven confirmatory samples were collected from AOC #6D, including one bottom sample collected from approximately 5.4 ft. bgs. As indicated in Table 13, several polyaromatic hydrocarbons (PAHs) were identified in sidewall samples collected between 2.5 ft. to 5 ft. bgs. Based on the presence of PAHs at concentrations exceeding Site RPSCOs in the top 5-ft. of soil in this area of the Site, an amendment to the IRM Work Plan was developed to import clean soil to create a 2-ft. cover over impacted soils. However, due to the presence of near ground-level windows in Building 14B along the western side of the proposed covered area, approximately 1-ft. of impacted soils were excavated and removed from the Site prior to covering. A demarcation layer consisting of orange snow fencing was used to separate the cover material from impacted soils. The horizontal extent of the covered area was selected based on soil data from the Remedial Investigation in 2010 (specifically samples SS-6 and TP-F), and confirmatory sample AOC-6D-08212012 Northeast. The extent of the covered area is depicted on Figure 10C.

4.2.5 Excavation Dewatering

A significant amount of groundwater entered the AOC #2 and AOC #6D excavations during the IRM activities. Therefore, to complete the AOC #2 excavation, dewatering of the excavation was conducted on a regular basis throughout the implementation of the IRMs using a trash pump to convey the water into two holding tanks on the Site. In addition, approximately 100-gallons of groundwater were pumped to a third holding tank from AOC #6D on August 3, 2012. LaBella characterized the excavation water through sampling and the analysis of TCL VOCs, SVOCs, and total lead, in accordance with the temporary discharge permit number ST-214 issued by Monroe County. Following receipt of results demonstrating that the excavation water met the requirements of the discharge permit and Monroe County approval, a hose was used to convey the water via gravity flow to the sanitary sewer catch basin in the right-of-way of Martin Street that was the approved location by MCPW. An approximate total of 28,400 gallons of excavation water was discharged during the course of the IRM.

4.2.6 Backfill

Three sources of backfill were used at the Site: (1) the uncontaminated Class 1 material discussed in Section 4.2.3; (2) imported soil fill utilized as backfill of the AOC #2, #6C and #6D excavations and for the soil cover system; and (3) imported stone fill material utilized for top coating in AOC #2 and backfill for excavations #AOC #6A and #6B.

It should be noted that a few metals were identified at concentrations exceeding unrestricted and restricted residential SCOs in reuse characterization samples collected from Class 1 material; however, these metals were limited to calcium, iron and manganese. It should also be noted that all Class 1 material used at the Site as part of this IRM is covered by at least 2-ft. of imported fill and a majority is also capped with asphalt.

4.2.7 Soil Cover System

As detailed in Section 4.2.2, a fill layer comprised of sandy silt, fine to coarse subrounded gravel, cobble-sized pieces of subrounded rock and crushed asphalt was encountered between depths of just below ground surface to approximately 5 ft. bgs in the AOC #6D excavation. Based on documentation samples collected during the excavation of AOC #6D and the apparent extent of the fill layer it was determined that rather than conducting an extensive removal, a soil cover would be

utilized. Following approval of a work plan amendment by the NYSDEC, an approximately 1-ft. layer of soil was removed from an approximately 2,000-sq. ft. area in the vicinity of AOC #6D. The extent of the removal was determined based on confirmatory sampling, previous sampling conducted during the Remedial Investigation and a 2008 excavation conducted to the east of AOC #6D (refer to Figure 10C). It should be noted that the extent of the 2008 excavation was initially measured using Geographic Positioning System (GPS). Backfill and plastic sheeting used during the backfill of the 2008 excavation were identified during the removal of the 1-ft. soil layer as part of this IRM, indicating the extent of the 2008 excavation. However, the observed position of the edges of the 2008 excavation differed from the extent previously measured using GPS. For instance, as shown on Figure 10C, previous measurements indicate that the excavation extends to the sidewalk to the northeast of AOC #6D. However, during the removal of the 1-ft. soil layer performed as part of the IRM, an approximately 6-ft. by 50-ft. gap was observed between this sidewalk and the 2008 excavation's northern edge. The observed edge of the 2008 excavation is included on Figure 10C.

Prior to the removal of the 1-ft. layer of soil, markings were made on the adjacent building wall to set a baseline for which to removal soil below. Soils were removed to a level point 1-ft. below these markings. The horizontal extent of the impacted-fill layer (and thus the extent of the 1-ft. excavation) was larger than initially anticipated and was observed to extend to the northeast of AOC #6D, along the sidewalk. Following the soil removal, clean, approved fill was brought in to form a soil cover of this area 2-ft. in depth. At this time, the extent of the soil excavation and soil cover was surveyed by a licensed surveyor. The soil cover was seeded to establish a vegetative cover. The extent of the 1-ft. excavation and soil cover system is shown on Figure 10C.

4.2.8 Monitoring Well Installation

Following completion of the AOC #2 remedial excavation, two overburden monitoring wells were installed in AOC #2 to evaluate groundwater conditions. The wells, designated MW-09 and MW-10, were installed within the AOC #2 excavation area on October 20, 2012. MW-11 was installed in AOC #6D during backfill on August 21, 2012. The wells were installed in the following locations:

- MW-09 was installed in the southeastern portion of the AOC #2 excavation;
- MW-10 was installed in the central portion of the AOC #2 excavation;
- MW-11 was installed in the eastern portion of the AOC #6D excavation during backfill.

The approximate locations of these wells are depicted on Figure 6. These well locations were selected based on the findings of the RI work and IRM excavation work and were approved in the field with the NYSDEC.

Overburden monitoring wells MW-09 and MW-10 were installed on October 20, 2012, under LaBella supervision using a rotary drill rig operated by Nothnagle Drilling, Inc. Following completion of each boring/well, soils generated during drilling were contained in 55-gallons steel drums for future characterization and offsite disposal.
A 2-inch PVC with 0.020-slot screened interval 5 ft. in length was installed into MW-09 and MW-10. A coarse sand filter pack was installed from the bottom of the borehole annulus, extending at least 6 inches above the top of the screened interval. The screened interval extends from the bottom of the boring to across the apparent top of the water table (allowing for potential seasonal fluctuations). A layer of choke sand was placed above each filter pack for strength. Bentonite was installed into each borehole annulus extending from the top of the choke sand to the ground surface to provide a seal for

the well point. MW-11 was installed using 1-inch PVC with a pre-packed 0.010-slot screen 5-ft. in length. Well construction diagrams are included in Appendix 3.

4.2.9 Groundwater Sampling – AOC #2 and AOC #6D

Sampling of wells MW-09, MW-10 and MW-11 was conducted on November 1, 2012, in substantial accordance with American Society of Testing and Materials (ASTM) Standard D6771-02 (Low-Flow Purging and Sampling for Wells and Devices Used for Ground-Water Quality Investigations). It should be noted that due to the diameter of MW-11 and the limited amount of water in that well, a peristaltic pump was utilized for sampling. A bladder pump was utilized to sample wells MW-09 and MW-10.

Well sampling logs are included in Appendix D. The samples were analyzed for below noted parameters and collected in the same order as listed below:

MW-09 and MW-10:

- USEPA TCL and NYSDEC CP-51 List VOCs using USEPA Method 8260;
- USEPA TCL and NYSDEC CP-51 List SVOCs using USEPA Method 8270;
- TAL Metals using USEPA Methods 6010/7470/7471;
- PCBs using USEPA Method 8082; and
- Pesticides using USEPA Method 8081.

MW-11:

- USEPA TCL and NYSDEC CP-51 List VOCs using USEPA Method 8260; and
- USEPA TCL and NYSDEC CP-51 List SVOCs using USEPA Method 8270;

As indicated in Table 7a, VOCs and SVOCs were not detected above laboratory MDLs in any of the three wells with the exception of acetone (a VOC) detected at a concentration of 12 parts per million (ppm) in sample MW-11. However, this concentration is well below the NYSDEC Part 703 Groundwater Standard for acetone, which is 50 ppm.

Pesticides and PCBs were not identified above laboratory MDLs in samples from MW-09 and MW-10. As expected due to their natural presence in the environment, several metals were detected above laboratory MDLs in samples from MW-09 and MW-10. In sample MW-09, antimony was detected at a concentration (14.2 ppm) above the Part 703 Groundwater Standard and in sample MW-10, cobalt and iron were detected at concentrations (8.60 ppm and 730 ppm, respectively) above their respective Part 703 Groundwater Standards.

4.2.10 IRM: AOC #2 (Former Foundry Building) and AOC #6 (General Site/Miscellaneous Areas), Results

In July through August 2012, IRM activities at the Site removed approximately 1,249 tons of non-hazardous soil from the Site. All excavated materials were transported off-site and were disposed of at Mill Seat Landfill in Bergen, New York.

AOC #2:

Based on confirmatory and documentation sampling, all impacts exceeding NYCRR Part 375 6.8(a) Unrestricted Use SCOs and Part 375 6.8(b) Protection of Public Health Restricted Residential SCOs have been removed from AOC #2, with the exception of soil located along the Site's eastern property line. These soils could not be removed as they are located on a property not owned by the BCP volunteer. The AOC #2 excavation was backfilled with a combination of approved Class 1 Materials (refer to Section 4.2.6 for information regarding metals in Class 1 Materials), imported sand and imported crushed stone. Water removed from the excavation was discharged to the County sewer system under a Monroe County Pure Waters permit.

AOC #6A

Based on confirmation sampling, all impacts exceeding NYCRR Part 375 6.8(a) Unrestricted Use SCOs have been removed from AOC #6A. AOC #6A was backfilled with imported crushed stone.

AOC #6B

Targeted metals were not detected at concentrations exceeding their respective RPSCOs in confirmatory samples collected from AOC #6B. Manmade fill materials (i.e., brick, ash, etc.) were observed in this test pit; however, these materials are located approximately 2-ft. below the asphalt parking lot.

AOC #6C:

Based on confirmation and documentation sampling, all impacts exceeding NYCRR Part 375 6.8(a) Unrestricted Use SCOs and Part 375 6.8(b) Protection of Public Health Restricted Residential SCOs have been removed from AOC #6C, with the exception of those located in the northwestern portion of the excavation, along a 24-in. diameter utility line. These impacts appear to be residual impacts associated with the contamination targeted by the 2008 IRM which were conveyed along the bedding of the underground utility encountered in the AOC #6C excavation (refer to Sections 5.1.5 and 7.9 for further information regarding residual impacts associated with the 2008 IRM). However, it should be noted that these impacts are currently located approximately 9-ft. to 11-ft. bgs and ORC-A was placed in this excavation to assist with treatment of residual impacts. Soils in AOC #6C exceeding Site RPSCOs will be managed in the Site Management Plan. AOC #6C was backfilled and covered with imported sand.

AOC #6D:

Due to the presence of fill materials located in the area between the 2008 remedial excavation, the 2011 IRM excavation (AOC #1), the building and retaining walls, achieving the removal of all materials below Part 375 6.8(b) Protection of Public Health Restricted Residential SCOs was not practical/cost effective. As such, a soil cover system 2-ft. in depth was employed in this area of the Site. Soils in AOC #6D exceeding Site RPSCOs will be managed in the Site Management Plan. AOC #6D was backfilled and covered with imported sand. Water removed from the excavation was discharged to the County sewer system with the permission of Monroe County Pure Waters. Refer to Appendix 5 for permit documentation.

In accordance with the IRM Work Plan, one (1) round of post-IRM groundwater monitoring of overburden groundwater monitoring wells MW-09, MW-10 and MW-11 was completed on November 5, 2012. All targeted compounds were either detected below their respective NYSDEC Part 703 Groundwater Standards or not detected above laboratory MDLs, with the exception of one metal (antimony) in MW-09 and two metals (cobalt and iron) in MW-10.

5.0 REMEDIAL INVESTIGATION RESULTS

This section presents the results of the Remedial Investigation and discusses the nature and extent of impacts based on the survey results, analytical data, and field observations. Copies of the laboratory analytical reports are presented under separate cover.

5.1 Site-Wide Tasks

5.1.1 Site Survey

The results of the site survey were used to create the sampling location maps discussed in subsequent sections of this report.

5.1.2 Subsurface Imaging Surveys

5.1.2.1 Electromagnetic Survey

The detailed results of the geophysical survey are presented in the report by AMEC which is included in Appendix 1. This work identified six magnetic anomalies (Anomalies A through F) at the Site. The geophysical survey report concluded "Any of the additional above background responses may be related to USTs; however, they are more likely related to miscellaneous buried metals."

The descriptions of these anomalies include:

- As stated in AMEC's report, "Anomalous Area A is a zone of buried metal anomalies located in the northwest portion of the survey area. This anomalous zone is roughly rectangular and may represent a former property parcel with a unique history. Any of the anomalies within this area may be significant from an environmental perspective."

  This area was the former location of the Foundry Building. To assess this area, LaBella advanced a series of direct-push soil borings, as described in Section 2.3. No indications of the presence of a UST were encountered. However, petroleum contamination was detected and a significant portion of this area was excavated during an IRM (refer to Section 4.2). During the remedial excavation, subsurface materials were encountered that would account for magnetic anomalies. Specifically, concrete footers, a concrete pit with metal covers and various steel pipes were encountered during the IRM excavation.

- As stated in AMEC's report, "Anomalies B and C are metal anomalies that likely represent (now buried) reinforced concrete slabs. The ground surface in these areas appears to be asphalt; however, the rectilinear nature of the anomalies and their

locations relative to entrance drives suggests that they may be related to buried concrete slabs."

To evaluate these anomalies, LaBella advanced boring SB-28 within Anomaly B and SB-100 within Anomaly C. The sampling results are described more fully in subsequent sections of this report, but no indications of USTs were encountered during these borings.

- As stated in AMEC's report, "Anomalies D, E and F are buried metal anomalies located south of the current playground."

  LaBella excavated test pits (TP-D, TP-E, and TP-F) in each of the anomalies. No USTs were encountered during the excavations. The excavations revealed the following which are likely causes of the anomalies identified:

  - Test pit TP-D – Steel manhole cover at approximately 1.8 feet below grade
  - Test pit TP-E – Concrete slab (likely reinforced) at approximately 6.8 feet below grade
  - Test pit F – Concrete slab (likely reinforced) at approximately 10.5 feet below grade

5.1.2.2 Electro-Resistivity Survey

A report by Aestus is included in Appendix 1 and details the results of the Electro-Resistivity Survey. As mentioned in Section 2.1.2.2, this alternative characterization was employed at the request of the NYSDEC, and the efficacy of the survey was mixed. Generally, the survey results identified possible free-phase product signatures through many portions of the site, although many caveats presented in the survey report indicated that these signatures could also be indicative of natural geologic conditions, sewage-related contamination, and/or man-made perturbations of the subsurface. Additionally, subsequent sampling indicated the lack of free-phase product in a number of suspected locations. However, the Electro-Resistivity Survey report indicated that the bulk of the anomalies were located in the area of bedrock monitoring well BW-4, and the investigation activities and subsequent IRM (described in Section 4.0) corroborated these findings.

5.1.3 Soil Vapor Intrusion Investigation Results

Laboratory analytical results associated with the sub-slab vapor, air and soil gas samples are summarized in Tables 5A/5B (sub-slab vapor and air) and 6 (soil gas). Table 5A shows data collected while the Site has been in the BCP and subsequent to the installation of the SSDS in late 2008. Table 5B shows data collected on August 15, 2008, prior to the acceptance of the Site into the BCP and the installation of the SSDS. Sub-slab soil vapor/indoor air sample and soil gas locations are depicted on Figure 6. Pre-BCP sub-slab soil vapor/indoor air testing locations are depicted on Figure 11.

The 2006 NYSDOH Guidance currently includes seven (7) compounds in two decision matrices that compare sub-slab and indoor air values. Specifically, Matrix 1 provides guidance on carbon tetrachloride,

trichloroethene (TCE), and vinyl chloride and Matrix 2 provides guidance on tetrachloroethene (PCE), 1,1,1-trichloroethane (1,1,1-TCA), 1,1-dichloroethene (1,1-DCE), and cis-1,2-dichloroethene (cis-1,2-DCE). In addition to the decision matrices for sub-slab/indoor air sampling results, NYSDOH has established air guidelines for five compounds, of which three were tested for with the TO-15 list samples (PCE, TCE and methylene chloride). In addition to utilizing the decision matrices and air guidelines, the remaining compounds on the TO-15 list are compared to the USEPA Building Assessment Survey and Evaluation (BASE) Database (90th Percentile). This database was created by collecting indoor air quality data from 100 randomly selected public and commercial office buildings were collected using a standardized protocol. Buildings were selected from 10 climatic regions in 37 cities and 25 states. The USEPA completed this study in 2001 and it is recommended for use by the NYSDOH Guidance, when necessary. In addition, the decision making process is conducted utilizing multiple lines of evidence, including contaminant concentrations in groundwater, soil, soil vapor, and indoor and outdoor air, known source locations, and building use and condition.

5.1.3.1 Sub-Slab Vapor Sampling

Pre-BCP Testing

As shown in Table 5B, several VOCs were identified above laboratory MDLs in the six sub-slab vapor samples collected in Building 14B in August 2008. Of the six samples, TCE was the only compound identified at levels above the NYSDOH Sub-Slab Vapor Concentration Decision Matrix (minimum action level) of 5 ug/m^3. Specifically, TCE was detected above NYSDOH minimum action levels in sub-slab vapor samples collected from Room 117 (at 45 ug/m^3), Room 134 (at 56 ug/m^3), in the Northeast Entrance (at 9.1 ug/m^3) and SE Entrance Sample 2 (at 29 ug/m^3).

Corresponding indoor air samples were collected during the August 15, 2008, sub-slab vapor sampling event. The indoor air data are discussed in Section 5.1.3.2. The locations of the August 2008 sub-slab vapor and indoor air samples are depicted on Figure 11.

RI Testing

It should be noted that sub-slab vapor and indoor air samples were not collected in Building 14B as part of the January 27, 2010, RI sampling event due to the prior collection of sub-slab samples in that building in August 2008 (see above). The RI sub-slab and indoor air sample locations are depicted on Figure 6. As shown in Table 5A, of the compounds with decision matrices, only five of the seven were detected in the sub-slab samples collected (carbon tetrachloride and 1,1-DCE were not detected above the reported laboratory detection limits in any sample). The other five compounds are summarized below:

- TCE was detected above laboratory MDLs in all eight sub-slab samples and above the NYSDOH minimum action level in two of the eight samples (i.e., SV-6 and SV-7, which were collected from Building 14A; refer to Section 5.1.3.3). The maximum TCE concentration detected was 21 ug/m^3.

- Vinyl Chloride was detected above laboratory MDLs in two of the eight samples (i.e., SV-5 & SV-6); however, the maximum vinyl chloride concentration detected was 1.4 ug/m^3 which is below the minimum action level in the NYSDOH Guidance

- PCE was detected above laboratory MDLs in four of the eight samples. However, there were no detections identified at levels above the NYSDOH minimum action level for PCE (100 ug/m^3). The maximum PCE concentration detected was 2.6 ug/m^3.

- 1,1,1-TCA was detected above laboratory MDLs in six of the eight samples. However, there were no detections identified at levels above the NYSDOH minimum action level for 1,1,1-TCA (100 ug/m^3). The maximum 1,1,1-TCA concentration detected was 8.0 ug/m^3.

- Cis-1,2-DCE was detected above laboratory MDLs in all eight sub-slab samples and above the NYSDOH minimum action level in one of the eight samples (i.e., SV-6 collected in Building 14A; refer to Section 5.1.3.3). The maximum Cis-1,2-DCE concentration detected was 15 ug/m^3.

5.1.3.2 Indoor Air Monitoring

Pre-BCP Testing

As indicated in Table 5B, several VOCs were identified above laboratory MDLs in the six indoor air samples collected in Building 14B in August 2008. Of the six samples, TCE was the only compound identified at levels above the NYSDOH Indoor Air Concentration Decision Matrix (minimum action level) of 0.25 ug/m^3. Specifically, TCE was detected above NYSDOH minimum action levels in indoor air samples collected from Room 117 (at 1.42 ug/m^3), Room 126 (at 1.97 ug/m^3), Room 134 (at 2.24 ug/m^3), Room 226 (at 1.42 ug/m^3), in the Northeast Entrance (at 1.37 ug/m^3) and in SE Entrance Samples 1 and 2 (at 3.44 ug/m^3 and 3.71 ug/m^3, respectively). According to the NYSDOH October 2006 Soil Vapor/Indoor Air Matrices, these concentrations, in conjunction with the sub-slab soil vapor sampling results, indicate the need to "monitor" indoor air (refer to Section 5.1.3.3). It should be noted that the TCE values were identified below the USEPA BASE value for TCE (4.2 ug/m^3). No compounds were identified at concentrations above the USEPA BASE values in the indoor air samples collected on August 15, 2008.

In addition, an outdoor air sample was also collected on August 15, 2008, in the vicinity of the stairwell near the AOC #1 IRM Excavation which was completed in 2011 (refer to Figure 8). TCE was the only compound detected above the NYSDOH minimum action level for indoor air; TCE was detected at a concentration of 48.1 ug/m^3 in the outdoor air sample. In addition, Cis-1,2-DCE, ethylbenzene, methylene chloride and TCE were identified above their respective USEPA BASE values.

The locations of the August 2008 sub-slab vapor and indoor air samples are depicted on Figure 11.

Routine indoor air monitoring was the required action per the NYSDOH Guidance; however, due to the use of the Site as a school building, the volunteer also elected to install a sub-slab depressurization system to further minimize the potential for indoor air issues. A description of the system installed is included in Section 2.1.3. The additional indoor air monitoring is summarized below.

Routine Indoor Air Monitoring (2008-2013)

Routine indoor air monitoring of Building 14B has generally consisted of collecting three (3) indoor air samples, one sample each from Rooms 117, 134, and 107 and an outdoor air sample collected from the roof. A fourth sample location was added during the December 28, 2010 indoor air sampling event in Room 112. Additional samples have been collected previously from Room 135, Room 333 (i.e., 3rd floor), Room 126, Room 125 and various outdoor air samples from the parking lot area, on St. Paul Street and south of the Site in the park across Lowell Street. In addition to these samples, an "other sources" evaluation was conducted in July 2009 to evaluate the potential that sources other than soil vapor intrusion could be contributing to detections of VOCs in the indoor air in Building 14B. The 'other sources' testing consisted of the routine indoor air sampling (i.e. Rooms 117, 134 & 107) with additional samples collected from outside the two main entrances to the building (east side entrances), the entrance between Bldg 14A and 14B, the Tunnel area of Bldg. 14A, a former bathroom in Bldg. 16 and Room 138 in Bldg. 14B (sample labeled as Room 123). In July 2012 an additional sample location was added to evaluate ambient air within the vicinity of a freight elevator shaft in Building 14A. All the indoor air, sub-slab soil vapor and outdoor air samples are shown on Figure 11. Sample data is summarized in Table 17.

It should also be noted that two (2) additional sub-slab depressurization systems (Systems #3 and #4) were added to the southwestern portion of Bldg. 14A following the identification of a previously unknown void space below a stairwell. Following approval by the NYSDEC and pilot testing, these systems were put online in Spring 2012.

The following conclusions are provided based on the sub-slab soil vapor, indoor air, and outdoor air samples collected from the Site between August 2008 and June 2013 and based on the SSDS modifications.

- The sub-slab/indoor air evaluation completed in August 2008 indicated the need to 'Monitor" due to TCE concentrations in the sub-slab soil vapor.
- TCE concentrations in the indoor air of Bldg. 14B do not appear statistically different than the outdoor air, with the exception of Room 112; however, the last six (6) sampling events have shown an average concentration of 1. 0 µg/m^3 for TCE in Room 112, which is comparable to the average building concentration and the range of outdoor air concentrations.
- TCE concentrations in the samples collected from Bldgs. 14A and 16 were within the same ranges identified in the indoor air of Bldg. 14B and the outdoor air at the time of the 'Other Sources' sampling.
- Petroleum related VOC concentrations appear to be elevated in Bldg. 14B in comparison to outdoor air.
- Petroleum related VOC concentrations in Bldgs. 14A and 16 appear to be elevated in comparison to outdoor air and Bldg. 14B and due to the pipe chase and the doorways, there is a potential for VOCs to enter Bldg. 14B from Bldgs. 14A and 16.
- The concentrations detected in all indoor air samples, until the June 30, 2011 sampling event, did not exceed the NYSDOH air guidelines. [*Note: There is one exception to this: TCE in room 134 on November 25, 2008; however, a duplicate sample from this location did not confirm this result and therefore, it may not be representative of actual Site conditions.*] The June 30, 2011

sampling event noted TCE greater than 5 µg/m^3 in each indoor air sample. However, TCE concentrations for all samples in the four consecutive sampling events since that time have been below 5 µg/m^3 and the highest concentration in the last five sampling events was 1.9 µg/m^3.

- The petroleum related VOCs in the indoor air of Bldgs. 14A, 14B and 16 are generally within the background ranges presented in Appendix C of the NYSDOH Guidance.
- Indoor air concentrations generally decreased over time in Bldg. 14B until approximately July 2010 at which time there appears to be an increasing trend; however, the last five consecutive sampling events indicated TCE concentrations at or below the average concentration since initiating sampling.
- The modifications to the SSDS (addition of System #3 and #4), have indicated an increased capture area in the southwestern portion of the building. The pressure field extension testing points #5 and #6 appear to show consistent influence in the areas of Room 112 and 107 since activating System #4 (which also appears to adequately vent the void space beneath the southwest stairwell). Vent System #3 appears to have varying influence in monitoring points #7 and #8, but the additional monitoring point #11 indicated a relatively high vacuum (-0.04 "WC). Based on increased vacuum in the southwestern portion of the building and the last five consecutive indoor air testing events, there appears to be substantial depressurization beneath the building slab.

RI Testing

It should be noted that indoor air samples were not collected in Building 14B as part of the January 27, 2010, RI sampling event due to routine indoor air monitoring being conducted in that building (see above). As shown in Table 5A, of the compounds with decision matrices, only four of the seven were detected in the sub-slab samples collected (carbon tetrachloride, 1,1,1-TCA and 1,1-DCE were not detected above the reported laboratory detection limits in any sample). The other four compounds are summarized below:

- TCE was detected above laboratory MDLs in eight of the nine indoor air samples collected on January 27, 2010, as part of the Remedial Investigation. The eight detections were above the NYSDOH Indoor Air Concentration minimum action level for TCE (0.25 ug/m^3; refer to Section 5.1.3.3). In addition, one of the eight detections was also above the USEPA BASE value for TCE (4.2 ug/m^3); TCE was detected at a concentration of 6.5 ug/m^3 in indoor air sample SV-4 (a duplicate sample); however, the original sample from this location detected 1.3 ug/m^3 . The concentration of TCE in the SV-4 duplicate is also above the NYSDOH Air Guideline Value of 5 ug/m^3 (Table 3.1 from 2006 NYSDOH Guidance, as amended by a September 2013 Fact Sheet).

- Vinyl Chloride was detected above laboratory MDLs in one of the nine indoor air samples collected on January 27, 2010. However, this value (0.23 ug/m^3) is below the NYSDOH Indoor Air minimum action level (0.25 ug/m^3) and the USEPA BASE value (i.e, 1.9 ug/m^3) for vinyl chloride.

- PCE was detected above laboratory MDLs in three of the nine indoor air samples collected on January 27, 2010. Two of these detections were above the NYSDOH Indoor Air minimum action level (refer to Section 5.1.3.3) as well as the USEPA BASE value for PCE. These elevated PCE concentrations were identified in the duplicate sample of SV-4 (58 ug/m^3) and sample SV-5 (41 ug/m^3); however, the original sample from SV-4 detected 2.4 ug/m^3 . The concentration of PCE

in the SV-4 duplicate and SV-5 samples are also above the NYSDOH Air Guideline Value of 30 ug/m^3 (Table 3.1 from 2006 NYSDOH Guidance, as amended by a September 2013 Fact Sheet).

- Cis-1,2-DCE was detected above laboratory MDLs in three of the nine indoor air samples collected on January 27, 2010. Two of these detections were above the NYSDOH Indoor Air minimum action level (refer to Section 5.1.3.3) as well as the USEPA BASE value for Cis-1,2-DCE. These elevated Cis-1,2-DCE concentrations were identified in the duplicate sample of SV-4 (3.7 ug/m^3) and sample SV-5 (3.8 ug/m^3).

It should be noted that for each of the above indoor air samples with concentrations above the NYSDOH minimum action levels and the USEPA BASE Database, the corresponding sub-slab soil vapor sample did not detect the compound or the detected concentration was below the indoor air concentration. As such, these detections may represent an indoor air source, rather than a soil vapor intrusion pathway (including the concentrations that exceed the NYSDOH Air Guideline Values).

For compounds without NYSDOH Decision Matrices, these compounds were compared to the USEPA BASE Database (90th Percentile). This comparison identified the following above their respective values:

- 1,2,4-Trimethylbenzene – Samples SV-5 through SV-8
- 1,3,5-Trimethylbenzene – Samples SV-5, SV-7 and SV-8
- Chloroform – Samples SV-3, SV-4 (duplicate only) and SV-5 through SV-8
- Ethylbenzene – Sample SV-7
- m,p-Xylene – Sample SV-7
- o-Xylene – Sample SV-7 and SV-8

Although the above samples exceed the USEPA BASE Database (90th Percentile), it should be noted in all of the above samples, the indoor air concentration was higher than it's corresponding sub-slab concentration, with the exception of chloroform for samples SV-3 and SV-6.
Based on this, the above detections may be related to indoor air sources rather than a vapor intrusion pathway.

5.1.3.3 Soil Vapor Intrusion Summary

Based on the sub-slab and indoor air data summarized in Sections 5.1.3.1 and 5.1.3.2 and the October 2006 NYSDOH Soil Vapor/Indoor Air Matrices, the following responses are recommended by the NYSDOH Guidance:

- Building 14A: "Take reasonable and practical actions to identify source(s) and reduce exposures"
- Buiding 16: "Take reasonable and practical actions to identify source(s) and reduce exposures"

Building 22: "Take reasonable and practical actions to identify source(s) and reduce exposures"

In addition to the above, a multiple lines of evidence approach is also used to evaluate the need for mitigation of sub-slab soil vapors. As noted above, this also includes evaluating detected compounds against the NYSDOH Air Guideline Values and the USEPA BASE Database and additional factors (e.g., soil, groundwater, soil gas, etc.). A comparison of the indoor air against the Air Guideline Values and USEPA BASE Database indicates compounds do exceed in select locations; however, in all but two

instances, the concentrations detected in the indoor air are above the concentrations in the sub-slab. This includes the PCE and TCE detections which detected PCE at concentrations approximately 50 times higher in the indoor air than the sub-slab and for TCE, the concentration was almost 2 times higher in the indoor air than the sub-slab. This data suggests that there may be an indoor air source of TCE and PCE. This is further supported by only a limited number of PCE detections in the groundwater at the Site. Specifically, PCE has only been detected above the laboratory detection limits in three (3) groundwater samples collected from the Site (SP-15 samples and monitoring wells) and the highest concentration was 25 ppb in BW-5. It should be noted that the laboratory reported PCE in three other samples; however, the reported concentrations were estimated based on being below the detection limit. In addition to a lack of significant subsurface PCE sources, the building survey completed as part of the soil vapor intrusion evaluation, identified numerous VOC sources within the building. Although a source of PCE and TCE was not directly identified, there were numerous containers of oils, solvents/thinners, etc. that were located within building 14A and 16. LaBella initiated logging of each potential container; however, due to the vast number of containers within the tenant spaces (and in accordance with the NYSDOH), not all containers were logged. However, below is a brief summary of potential indoor air sources associated with tenant operations within Buildings 14A and 16:

- Smoking occurs within both buildings.
- Machine shops were operating within both buildings during sampling.
- Solvents were noted to be used in both buildings at the time of sampling.
- Painting occurred within the last 6 months prior to sampling in Building 16.
- A cutting oil odor was noted in Building 16 during sampling.
- Paints, cutting oils, solvents, gasoline, kerosene, primers, degreasing agents, polishers/cleaners, unknown containers, glazing compounds, PVC primer and cement, etc. were noted in the buildings and some of these containers were not sealed.
- A PPB Rae PID was used to complete a cursory survey of indoor air sources and identified the following:
    - Building 14A – PID readings ranged between 69 and 447 ppb.
    - Building 16 – PID readings ranged between 442 and 7,880 ppb.

As described previously, Building 14B currently has a SSDS in operation and routine indoor air monitoring is conducted.

The RI sub-slab vapor and indoor air sampling locations are depicted on Figure 3.

5.1.3.4 Property Line Soil Gas Sampling

As indicated in Table 6, VOCs were detected above laboratory MDLs in all six (6) soil gas samples, the duplicate soil gas sample and the outdoor ambient air sample. The numbers of VOCs detected above laboratory MDLs in each sample are summarized in the table below. It should be noted that there are currently (as of the date of this report) no NYSDEC or NYSDOH guidance values for soil gas.

Sample	Number of Detected VOCs	Location
SG-1	23	West of Building 22 (near AOC #8)
SG-2	20	West of Buildings 14A and 14B (in AOC #1)
SG-3	21	South of Buildings 14A and 16
SG-3 (Duplicate)	24	South of Buildings 14A and 16
SG-4	16	Northeast of Building 16
SG-5	16	Northeastern Portion of Site (near AOC #2)
SG-6	16	Northern Portion of Site (near AOC #3)
Outdoor Ambient Air	18	Central Portion of Site (in AOC #1)

The data generally indicated that targeted compounds were either not detected above laboratory MDLs or detected at similar concentrations to the outdoor air sample, with the following exceptions:

- TCE and cis-1,2-dichloroethene were detected in samples SG-1 at concentrations several orders of magnitude above the concentration detected in the outdoor air sample and/or the laboratory MDL. Similar results were observed in sample SG-2, though detections of these two compounds were identified at smaller concentrations.
- With the exception of ethylbenzene in SG-4 and toluene in SG-5, petroleum related compounds including xylenes, trimethylbenzenes, benzene, toluene and ethylbenzene were generally detected above laboratory MDLs in all samples, including the outdoor air sample. These detections were most pronounced in samples SG-1, SG-2, SG-5 and SG-6. It should also be noted that hexane and heptane, both petroleum-related compounds, were also identified at elevated concentrations of 5,600 ug/m^3 and 2,100 ug/m^3, respectively, in sample SG-5. Sample SG-5 was collected prior to and proximate the AOC #2 IRM excavation footprint (refer to 4.2 for additional information).

5.1.4 Surface Soil Sampling

Surface sample analytical data are summarized in Tables 1a through 1e. These data are further summarized below:

VOCs: VOCs were either not detected above laboratory MDLs or were detected below Unrestricted Use SCOs in all surface samples.

SVOCs: SVOCs were either not detected above laboratory MDLs or were detected below Unrestricted Use SCOs in all samples, with the exception of several polyaromatic hydrocarbons (PAHs) in sample SS-2. This location was addressed in 2012 as part of the IRM excavation of AOC #6A (refer to Sections 4.2 and 5.2.6).

Metals: Metals were either not detected above laboratory MDLs or were detected below Unrestricted Use SCOs in all samples, with the following exceptions:

- Lead and zinc in SS-2 (2"-2')
- Copper and mercury in SS-3 (2"-2')
- Copper and lead in SS-4 (2"-2')

These metals were detected at concentrations above Unrestricted SCOs but below Protection of Groundwater and Restricted Residential SCOs. It should also be noted that a duplicate of sample SS-3 was collected and no metals were detected at levels exceeding Unrestricted SCOs in this duplicate sample. In addition, the SS-2 sample location was addressed in 2012 as part of the IRM excavation of AOC #6A (refer to Sections 4.2 and 5.2.6).

Pesticides: Pesticides were either not detected above laboratory MDLs or were detected below Unrestricted Use SCOs in all samples, with the exception of 4,4'-DDT in samples SS-4 (2"-2'), SS-6 (0-2") and SS-8 (2"-2') detected at concentrations exceeding the Unrestricted SCO. However, these concentrations were below Protection of Groundwater and Restricted Residential SCOs. In addition, the SS-6 sample was collected in the area in which the soil cover system was constructed (refer to Section 4.2.7) and the SS-8 sample location was covered with approximately 3-inches of imported sand used as top cover following the IRM work for AOC #1 (refer to Section 4.1 and 5.2).

PCBs: PCBs were either not detected above laboratory MDLs or were detected below Unrestricted Use SCOs in all samples, with the exception of Aroclor 1260 in samples SS-4 (2"-2'), SS-8 (2"-2') and SS-104 (0-2"). Sample SS-104 was collected during the advancement of soil boring SB-104. Although above Unrestricted Use SCOs, these concentrations were below Protection of Groundwater and Restricted Residential SCOs. Sample locations SS-8 and SS-104 were covered with approximately 3-inches of imported sand used as top cover following the IRM work for AOC #1 (refer to Section 4.1 and 5.2).

5.1.5 NAPL Extraction Events

Non-Aqueous Phase Liquid (NAPL) has been observed in several monitoring wells at the Site in the area of AOC #1 and the 2008 IRM excavation. NAPL monitoring and extraction has been completed since 2010 in general accordance with an Interim SMP: Remaining Contamination (submitted under separate cover). Initially, monitoring and extraction work was limited to three monitoring wells (BW-1, RW-East and RW-West); however, throughout the course of the RI, additional wells where NAPL has been observed were also included. Specifically, the monitoring wells included in the monitoring plan include: BW-01, BW-05, BW-10, RW-East, RW-West, and the infrastructure and piezometers installed in the AOC #1 IRM excavation footprint (refer to Section 4.1). In the event that NAPL was present in any of these wells, appropriate extraction measures were taken. Samples of NAPL were collected from BW-01 (designated "BW-01 (Oil)"), the recovery wells (designated "RECN+S (Oil)") and BW-05 (designated "BW-05-OIL") in 2010. These data were used for waste characterization purposes and are summarized in Table 7. Following any extraction event follow-up gauging events were completed to confirm that product had been effectively removed. The below table summarizes groundwater/NAPL extraction events completed at the Site.

Date	Targeted Wells	Description of Product Observed	Waste Generated*
January 19, 2011	BW-1, RW-West and RW-East	RW-East : ~1.01' NAPL RW-West: ~1.22' NAPL BW-01: ~0.35' NAPL	REC-East : ~55 gal. water/oil REC-West: ~55 gal. water/oil BW-01: ~55 gal. water/oil
February 2012	BW-05 and BW-10	Trace (<1 mm) of NAPL in both wells	BW-05: 5 absorbent socks BW-10: 1 absorbent sock
February 22, 2012	RW-East; RW-West; and BW-01	Less than 1cm of NAPL in all three (3) wells	REC-B-East : ~45 gal. water/oil REC-B-West: ~70 gal. water/oil BW-01: ~90 gal. water/oil
April 23, 2013 to May 13, 2013	RW-East	Trace (<1 mm) of NAPL	2 absorbent socks
July 31, 2013	BW-1 and RW-West	BW-01: ~0.08" NAPL REC-B-West: Trace NAPL	REC-West: ~80 gal. water/oil BW-01: ~60 gal. water/oil
October 10, 2013	RW-West & BW-05	RW-West: Trace NAPL BW-05: ~0.8' NAPL	RW-West: ~82 gal. water/oil BW-05: ~45 gal. water/oil
December 2, 2013	RW-West, RW-East & BW-05	RW-West: ~1" NAPL RW-East: Trace NAPL BW-05: ~0.08" NAPL	RW-West: ~45 gal. water/oil RW-East: ~50 gal. water/oil BW-05: ~45 gal. water/oil

It should be noted that for all extraction events the waste generated was primarily groundwater with less than 0.1% NAPL (estimated).

5.2 AOC #1 INVESTIGATION RESULTS

Laboratory analytical data from both soil and groundwater samples collected from this AOC have indicated that VOCs (specifically TCE) exceed the SCGs for soil and groundwater collected from soil borings and BW-5. In addition, a layer of LNAPL was observed on the water column within BW-5 prior to the IRM work. A summary of the analytical testing results is below:

5.2.1 Subsurface Soil Sample Results (**Prior to IRM Excavation**)

VOCs: VOCs were not identified above Unrestricted SCOs in soil samples collected from test pits completed in AOC #1. However, TCE was found to exceed the Restricted Residential Use SCO in the soil sample collected from the boring associated with BW-5 (2'-4'). Additionally, TCE and its breakdown compounds (1,2-DCE and Vinyl Chloride) identified in soil samples SB-85 (4'-5.2'), and SB-18 (4'-4.6') exceeded the Part 375-6 RPSCOs for Unrestricted Use and the Protection of Groundwater. It should be noted that BW-05, SB-18 and SB-85 were all completed within the footprint of the AOC #1 IRM Excavation (refer to Sections 4.1 and 5.2.3 for additional information) and thus have been removed from the Site.

SVOCs: SVOCs were not identified above Unrestricted Use SCOs in soil samples collected from test pits or soil borings completed in AOC #1.

Metals: Metals were not identified above Unrestricted Use SCOs in soil samples collected from test pits or soil borings completed in AOC #1.

Pesticides: Pesticides were detected within one (1) soil sample collected from soil boring SB-18 (4.0'-4.6'). The detection of pesticides within this sample, specifically 4,4-DDD, 4,4-DDE, and 4,4-DDT, were found to exceed the Unrestricted Use SCO in the soil sample collected from SB-18 (4.0'-4.6'). However, these detections were below Protection of Groundwater and Restricted Residential SCOs. In addition, it should be noted that SB-18 was completed within the footprint of the AOC #1 IRM Excavation (refer to Section 4.1 for additional information).

PCBs: PCBs were detected within eight (8) soil samples collected from in, or in proximity, to the AOC #1 IRM excavation footprint. Specifically, soil samples SB-18 (4.0'-4.6'), SB-31 (0.5'-1.5'), SB-43 (0.6'-3.5'), SB-89, and TP-F (3.0') reported detections of PCBs above the reported laboratory MDLs. Of these detections, the concentrations of total PCBs in samples SB-18 (4.0'-4.6'),removed during the IRM, and TP-F (3.0') were found to exceed the Unrestricted Use SCO for total PCBs. It should be noted that none of the detections of PCBs were found to be above their respective SCOs for Protection of Groundwater or Restricted Residential Use.

5.2.2 Groundwater Investigation Results Prior to IRM Excavation Work

During the initial installation of bedrock monitoring well BW-05, NAPL was encountered during drilling the drilling of the rock socket (i.e., between 4.9 and 8.7 ft. BGS) and on the water column subsequent to installation. BW-05 is the only well in AOC #1 in which NAPL has been identified. Additional results of the groundwater investigation in AOC #1 are summarized below.

VOCs: VOCs (specifically TCE and its breakdown products) were found to exceed the SCGs in groundwater samples collected from BW-04, BW-05, BW-06, BW-07, MW-03, SB-14, SB-15, SB-85, SB-86, SB-87, and SB-88 prior to the IRM excavation work. Pre-IRM groundwater sampling completed in 2010 identified TCE, Cis-1,2-DCE and vinyl chloride concentrations in the thousands of ppb in wells BW-04, BW-05, BW-06. In addition, TCE and Cis-1,2-DCE were identified at concentrations in the hundreds of ppb in BW-07 in the pre-IRM sampling. In addition, a sample of the NAPL collected from BW-05 in November 2010 identified TCE at a concentration of 2,400,000 ppb; however, it should be noted that there is no SCG for which to compare NAPL.

SVOCs: SVOCs were not identified above SCGs in groundwater samples collected from AOC #1 prior to the IRM excavation work with the exception of a detection of bis(2-ethylhexyl)phthalate in BW-07. However, this compound is a common laboratory contaminant and may not represent actual Site conditions.

Metals: Metals were not identified above SCGs in groundwater samples collected from AOC #1 prior to the IRM excavation work, with the exception of iron in BW-04 and BW-05.

Pesticides: Pesticides were not identified above SCGs in groundwater samples collected from AOC #1 prior to the IRM excavation work, with the expection of delta-BHC, gamma-BHC and heptachlor in a sample from BW-05.

PCBs: PCBs were not identified above SCGs in groundwater samples collected from AOC #1 prior to or following the IRM excavation work, with the exception of Aroclor 1254 in the NAPL sample collected from BW-05 in November 2010.

5.2.3 Interim Remedial Measures

As detailed in Section 4.1, Interim Remedial Measures completed in AOC #1 in November and December 2011 removed approximately 142.26 tons of non-hazardous soil and 185.05 tons of non-hazardous bedrock. Based on the confirmatory soil sampling completed, all soil containing constituents of concern above NYCRR Part 375-6.8(a) Unrestricted Use SCOs was removed (including pre-IRM soil samples from BW-05, SB-18 and SB-85) with the exception of one pesticide in the confirmatory sample collected from the excavation's southern sidewall (refer to Section 4.2). It should be noted that these detections were below Protection of Groundwater and Restricted Residential SCOs.

In addition, a limited volume of free product and a significant quantity of excavation water were removed from the Site. Following this work, one deep bedrock groundwater monitoring well and four (4) overburden-bedrock interface monitoring wells were installed in AOC #1 (refer to Section 4.1.8 and 4.1.9). It should also be noted that MW-03 was destroyed during the IRM work. The below information summarizes data generated by sampling of these new wells and existing wells in AOC #1.

VOCs: VOCs were identified in several wells above SCGs in groundwater samples collected from AOC #1 following the IRM excavation. However, these detections were generally lower than pre-IRM samples with the exception of samples BW-06 and BW-07. Compounds which were identified above SCGs are summarized below and separated by sample ID:

Well ID	Constituent	Pre-IRM(2)	Post-IRM(3)	% Change
BW-04	TCE	2,100	150	-93%
	CVOCs(1)	7,824	447	-94%
BW-05	TCE	4,300	3,000	-30%
	CVOCs(1)	12,465	8,651	-31%
BW-06	TCE	4,700	6,200	+32%
	CVOCs(1)	9,127	9,704	+6%
BW-07	TCE	740	86	-88%
	CVOCs(1)	1,397	156.9	-89%

(1) Denotes CVOCs includes total of TCE, DCE (cis and trans), and VC.
(2) Denotes sample used from 11/2010 sampling event, with the exception of BW-4 (9/2010).
(3) Denotes sample used from June 2013 sampling event.

The above indicates a significant reduction in TCE and CVOC mass since the IRM was completed. Specifically, monitoring wells BW-04 and BW-07 (down-gradient of the source area) indicate approximately 90% reduction in TCE and CVOC concentrations since the IRM was completed. The source area well BW-5 also noted an approximate 30% reduction in TCE and CVOCs. Monitoring well BW-6 appears to have slightly increased by approximately 32% in TCE concentration; however, total CVOCs only increased approximately 6% (i.e, DCE and VC actually decreased).

In addition to the above pre/post IRM sampling data, monitoring wells were installed after the IRM to further evaluate the extent of NAPL and impacts to groundwater (dissolved phase impacts). These wells

and the sampling results are summarized below. These wells were sampled in February 2012 and the Fall of 2012.

- BW-09: Only benzene was detected above its SCG in the February 2012 sample; no compounds were detected above SCGs in the Fall 2012 sample. This well was not included in the June 2013 sampling event as part of the MNA viability study.
- BW-10: Benzene and 1,2,4-trimethylbenzene were detected above SCGs in the April 2012 sample; TCE, cis-1,2-dichloroethene and several petroleum compounds including benzene were detected above SCGs in the October 2012 sample. The total VOC concentrations in the April 2012 and October 2012 sampling events were 48 ppb and 565 ppb, respectively. This well was not included in the June 2013 sampling event as part of the MNA viability study.
- BW-11: TCE, cis-1,2-dichloroethene and vinyl chloride were detected above SCGs in the February 2012 sample; TCE and cis-1,2-dichloroethene were detected above SCGs in the Fall 2012 sample, although at concentrations 7-13 times lower than the February 2012 sample. This well was not included in the June 2013 sampling event as part of the MNA viability study.
- BW-12: TCE, cis-1,2-dichloroethene and vinyl chloride were detected above SCGs in the February 2012 sample; no VOCs were detected above SCGs in the Fall 2012 sample. However, vinyl chloride was detected at a concentration of 2.9 ppb in the June 2013 sample event, a level slightly above the SCG (2.0 ppb). No other VOCs were identified above SCGs in the June 2013 sampling event.
- BW-13: This deep bedrock well was installed in May 2012. Grab samples collected at various depths using packers (refer to Section 4.1.9) while drilling identified several petroleum related VOCs at concentrations slightly above SCGs. The total VOC concentrations identified at various sampling depths are summarized below:
  - 26.8'-31.8' bgs on May 15, 2012: Total VOCs = 31.9 ppb
  - 27'-32' bgs on May 16, 2012: Total VOCs = 86.4 ppb
  - 31.8'-36.8' bgs on May 16, 2012: Total VOCs = 48.4 ppb

  The final well screen was installed between 27-ft. and 37-ft. bgs. BW-13 was sampled in November 2012 using low flow sampling methods at which time no VOCs were identified at concentrations exceeding SCGs. This well was not included in the June 2013 sampling event as part of the MNA viability study.

SVOCs: SVOCs were not identified above SCGs in groundwater samples collected from AOC #1 following the IRM excavation work.

Metals: Several metals were identified above SCGs in groundwater samples collected from AOC #1 following the IRM excavation work. These metals are limited to iron in BW-03, BW-04, BW-05, BW-06, BW-09, BW-10 and BW-12; antimony in BW-03, BW-05 and BW-06; and manganese in BW-12.

Pesticides: Prior to the IRM work, delta-BHC, gamma-BHC and heptachlor were detected above SCGs in a sample from BW-05. Following the IRM work, only gamma-BHC was detected above its SCG in BW-05; however, it was detected at a higher level than in the pre-IRM sample. Pesticides were not identified above SCGs in any other groundwater samples in AOC #1.

PCBs: PCBs were not identified above SCGs in groundwater samples collected from AOC #1 prior to or following the IRM excavation work.

NAPL: A thin layer of NAPL (approximately 2-millimeters) was observed in BW-05 subsequent to the hydraulic connectivity test in August 2013 (refer to Section 4.1.10 for additional information). Following extraction events in October 2013 and December 2013, respectively, NAPL has not been observed in BW-05. Prior to the hydraulic connectivity test, NAPL had not be observed in BW-05 since prior to the AOC #1 IRM. Due to the infrequent presence and limited volume of NAPL in AOC #1 subsequent to the IRM, a sample of this NAPL could not be collected for analysis.

5.3 AOC #2 INVESTIGATION RESULTS

Laboratory analytical data from soil samples collected from this AOC have indicated that petroleum-related VOCs exceeded Site RPSCOs for soil collected from soil borings in AOC #2 prior to the IRM work. A summary of the analytical testing results is below:

5.3.1 Subsurface Soil Sample Results Prior to IRM Excavation

VOCs: As indicated in Table 7a, four (4) petroleum-related VOCs were detected at concentrations exceeding the Part 375-6 RPSCOs for Unrestricted Use in the soil sample collected from SB-26 (8'-11.3'). These concentrations did not exceed the Part 375-6 RPSCOs for Restricted Residential Use; however, the concentrations did exceed the Part 375-6 RPSCOs for Protection of Groundwater. VOCs were also detected above laboratory MDLs in soil samples collected from SB-27 and SG-5; however, VOCs were not detected above Part 375-6 RPSCOs in these samples.

SVOCs, Metals, Pesticides and PCBs: These parameters were not detected above Site RPSCOs in samples collected from AOC #2 prior to the IRM excavation.

5.3.2 Groundwater Investigation Results Prior to IRM Excavation

VOCs: As indicated in Table 7a, petroleum-related VOCs were also found to exceed the SCGs in a groundwater sample collected from boring SG-5. Additionally, a groundwater sample collected from nearby boring SB-93 and analyzed using a mobile laboratory contained concentrations of one VOC (benzene) above the SCGs.

SVOCs: Naphthalene was detected in the groundwater sample collected from SG-5 at a concentration above the SCGs. No other SVOCs were detected above SCGs in groundwater samples collected from AOC #2 prior to the IRM excavation.

Metals: Antimony, barium, and lead were detected in the groundwater sample collected from SG-5 at concentrations above the standards. No other metals were detected above SCGs in groundwater samples collected from AOC #2 prior to the IRM excavation.

Pesticides: Beta-BHC was detected in the groundwater sample collected from SG-5 at a concentration above the SCGs. No other pesticides were detected above SCGs in groundwater samples collected from AOC #2 prior to the IRM excavation.

PCBs: PCBs were not detected at concentrations above SCGs in groundwater samples collected from AOC #2 prior to the IRM excavation.

5.3.3 Interim Remedial Measures

As detailed in Section 4.2, IRM activities at the Site removed approximately 900 tons of non-hazardous soil from AOC #2 in July through August 2012. Based on confirmatory and documentation sampling, all impacts exceeding NYCRR Part 375 6.8(a) Unrestricted Use SCOs and Part 375 6.8(b) Protection of Public Health Restricted Residential SCOs have been removed from AOC #2, with the exception of soil located along the Site's eastern property line (refer to Section 4.2) and the presence of calcium, iron and manganese at levels exceeding SCOs in Class 1 Materials used in the AOC #2 and AOC #6 IRMs (refer to Section 4.2.6). These residual impacts are off-site and will be further discussed in the RAA.

Following the IRM excavation, two (2) overburden groundwater monitoring wells (MW-09 and MW-10) were installed in the footprint of the IRM excavation. These wells were sampled in November 2012 for full suite parameters. As indicated in Table 7, no targeted compounds were detected above SCGs with the exception of several metals. However, these detections were limited to antimony (estimated value) in MW-09 and cobalt (estimated value) and iron in MW-10. Based on the nature of these metals and the lack of nearby potable groundwater wells, these detections do not appear to be significant; however, these detections are further discussed in Section 7.2.

5.4 AOC #3 INVESTIGATION RESULTS

5.4.1 Subsurface Soil Sample Results

VOCs, SVOCs, Metals and PCBs were either not detected above laboratory MDLs in soil samples from AOC #3 or not detected above Unrestricted Use SCOs.

One (1) pesticide (4,4'-DDD) was identified in sample SB-28 (4-8 ft.) at 0.011 parts per million (ppm), which is above the Part 375-6 Unrestricted Use SCO (0.033 ppm) but below Protection of Groundwater and Restricted Residential SCOs. This sample was located between 4 to 8 ft. in depth and is below the asphalt parking lot.

5.4.2 Groundwater Investigation Results

Groundwater samples have been collected from two (2) locations in AOC #3. A grab groundwater sample was collected from SG-6. MW-06 was sampled via low flow methods in September 2010 and November 2012. The results are summarized below and in Tables 4 and Table 7.

SG-6: VOCs and SVOCs were not identified above SCGs with the exception of benzene (a VOC) at 1.7 parts per billion (ppb). The Part 703 Groundwater Standard for benzene is 1 ppb. In addition, several metals were identified above SCGs. Specifically, antimony, barium, cobalt, copper, iron, lead and manganese were identified above their respective SCGs. Based on the nature of these metals and the lack of nearby potable groundwater wells, these concentrations do not appear to be significant; however, these detections are further discussed in Section 7.3.

This sample was not analyzed for pesticides or PCBs due to low groundwater recharge of the sampling point.

MW-06: One (1) VOC, TCE, was identified above its SCG in samples collected from MW-06. The September 2010 sample detected TCE at a concentration of 8.7 ppb and the Fall 2012 sample detected TCE at a concentration of 32 ppb. In addition, one (1) metal, manganese, was detected in the 2012 sample at a concentration of 468 ppb, above the SCG of 300 ppb. SVOCs, pesticides and PCBs were all detected at levels below their respective SCGs in the 2012 sample. The 2010 sample was not analyzed for metals, SVOCs, pesticides or PCBs due to low groundwater recharge.

5.5 AOC #4 INVESTIGATION RESULTS

Soil borings SB-40 and SB-43 were advanced immediately downgradient of the 125,000-gallon reservoir, through the concrete floor. As indicated in Table 4, VOCs, SVOCs and metals were not detected above Site RPSCOs in these samples. Total PCBs were detected at a concentration (0.209 ppm) exceeding the Part 375-6 Unrestricted Use SCO of 0.1 ppm in sample SB-43; however, the detected concentration did not exceed other Site RPSCOs. PCBs were not detected above laboratory MDLs in sample SB-40. In accordance with the RIWP, the samples were not analyzed for pesticides.

In addition, a standing water sample ("690-125K-O") was collected from the 125,000-gallon reservoir. This sample data is discussed in Section 5.6.

5.6 AOC #5 INVESTIGATION RESULTS

5.6.1 Standing Water Sample Results

As indicated in Table 10, VOCs and SVOCs were not identified above laboratory MDLs in any of the standing water samples. In addition, pesticides were not identified above laboratory MDLs in these samples with the exception of 4,4'-DDT and dieldrin in sample 690-Tunnel. These two (2) pesticides were detected at concentrations exceeding their respective Part 703 Groundwater Standards. It should be noted that the Part 703 Groundwater Standards are used for comparison for this evaluation; however, it should be noted that the standing water samples are not groundwater and this comparison is for general evaluation and may not be relevant for determining a remedial need. .

Several metals were detected in the standing water samples at levels exceeding their respective SCGs. Specifically, antimony, cadmium, iron, lead, magnesium and sodium were detected above SCGs in sample 690-Tunnel; antimony, iron and sodium were detected above their respective Part 703 Groundwater Standards in sample 690-Elev; and iron and sodium were detected above their respective Part 703 Groundwater Standards in the duplicate 690-Elev sample and sample 690-125k.

PCBs were not detected above laboratory MDLs in the standing water samples with the exception of sample 690-Tunnel. Aroclor-1254 was detected above it's Part 703 Groundwater Standard for total PCBs in sample 690-Tunnel.

It should be noted that the tunnel is located in the western portion of the Site and extends off-site beneath St. Paul Street. The source of the water within the tunnel is unknown and may be infiltrating groundwater, surface water or another source. The high concentrations of calcium, potassium and sodium could be indicative of surface water runoff from road salt, which would indicate the water (or at least a portion of it) is from within the right-of-way.

5.6.2 Floor Drain Sample Results

Samples SB-45 (0.8'-3.0') and SB-46 (0.8'-3.2') were collected in the immediate vicinity of floor drains located in Building 16 (refer to Figure 6). Sample SB-46 was not analyzed for pesticides or PCBs; however, sample SB-45 was analyzed for full suite parameters. Targeted compounds were not identified in sample SB-46 at concentrations exceeding Site RPSCOs.

VOCs, pesticides and PCBs were not identified in sample SB-45 at concentrations exceeding Site RPSCOs; however, copper and lead were identified at 175 ppm and 67.4 ppm, respectively, in SB-45. These concentrations are above their respective Part 375-6 Unrestricted SCOs for these metals but below other Site RPSCOs. In addition, several SVOCs, all PAHs, were identified in sample SB-45 at levels exceeding Site RPSCOs. Specifically, dibenzo(a,h)anthracene was detected at a concentration exceeding Part 375-6 Unrestricted Use and Restricted Residential SCOs and benzo(a)anthracene, chrysene, benzo(b)fluoranthene, benzo(k)fluoranthene, benzo(a)pyrene and indeno(1,2,3-cd)pyrene were identified at concentrations exceeding all Site RPSCOs. These PAHs were identified in sample SB-46 and nearby sample SB-48 but at levels below Site RPSCOs. It should be noted that these impacts are located below the concrete floor slab in an area of the Site that is currently utilized for machining.

5.6.3 Subsurface Soil Sample Results

Building 16: Acetone (a VOC) was identified at concentrations exceeding Part 375-6 Unrestricted Use and Protection of Groundwater in samples SB-49 (0.077 ppm) and SB-53 (0.420 ppm); however, these concentrations do not exceed the Part 375-6 Restricted Residential SCO for acetone. Other VOCs were not identified at concentrations exceeding Site RPSCOs in soil samples collected under Building 16.

Several SVOCs were identified at concentrations exceeding Site RPSCOs in samples SB-45 and SB-55. SB-45 is addressed in Section 5.6.2. Benzo(b)fluoranthene was detected in SB-55 at a concentration (1.1 ppm) above the Unrestricted and Protection of Groundwater SCOs but below the Restricted Residential SCO. In SB-55, benzo(a)anthracene and chrysene were detected above the Restricted Residential SCOs. Other SVOCs were not identified at concentrations exceeding Unrestricted Use SCOs in soil samples collected under Building 16.

Metals were detected above Part 375-6 Unrestricted SCOs in samples SB-49 and SB-50. Specifically, copper was identified above the Unrestricted SCO in SB-49 and copper and lead were identified above the Unrestricted SCO in SB-50. These detections were all below other Site RPSCOs. Other metals were not identified at concentrations exceeding Site RPSCOs in soil samples collected under Building 16.

Pesticides and PCBs were not identified at concentrations exceeding Site RPSCOs in soil samples collected under Building 16.

Building 14A: VOCs were not identified at concentrations exceeding Site RPSCOs in soil samples collected from under Building 14A.

One (1) SVOC (indeno(1,2,3-cd)pyrene) was detected in sample SB-42 at a concentration above the Part 375-6 Unrestricted Use SCO. However, this concentration (0.530 ppm) was not above other Site RPSCOs. Other SVOCs were not identified at concentrations exceeding Site RPSCOs in soil samples collected under Building 14A.

Several metals were detected at levels above their respective Part 375-6 Unrestricted Use SCOs in various soil borings from under Building 14A, as summarized below:

- SB-32: Mercury detected at 0.29 ppm
- SB-34: Nickel detected at 50.2 ppm
- SB-35: Copper detected at 112 ppm
- SB-42: Copper detected at 660 ppm

It should be noted that while the above concentrations are above the respective Part 375-6 Unrestricted Use SCOs, they are below other Site RPSCOs.

Pesticides were not identified at concentrations exceeding Site RPSCOs in soil samples collected from under Building 14A with the exception of 4,4'-DDT in SB-35. This compound was detected at a concentration above the Part 375-6 Unrestricted Use SCO but below other Site RPSCOs.

Total PCBs were not identified at concentrations exceeding Site RPSCOs in soil samples collected from under Building 14A with the exception of a sample from SB-31. Total PCBs were detected at a concentration of 0.130 ppm in this sample, above the Part 375-6 Unrestricted Use SCO of 0.1 ppm but below other Site RPSCOs.

Building 14B: All targeted parameters were detected below Site RPSCOs in soil samples collected from under Building 14B with the exception of total PCBs in one soil sample; that was collected from SB-89. Total PCBs were detected at a concentration of 0.160 ppm in this sample, above the Part 375-6 Unrestricted Use SCO of 0.1 ppm but below other Site RPSCOs.

Building 22: Targeted parameters were not identified above Site RPSCOs in soil samples collected under Building 22. It should be noted that CVOCs were identified in groundwater samples collected from soil borings advanced within the northern portion of Building 22. These impacts are discussed in Section 5.8 (i.e., AOC #8).

5.7 AOC #6 INVESTIGATION RESULTS

As detailed in Section 4.2, IRM activities were completed in July through August 2012 to address AOC #6. The pre-IRM and post-IRM investigation results are separated by sub-AOC (i.e., separated by locations and designated AOC #6A through AOC #6D) and discussed below. Please note that the discussion below is meant to be an overview of each AOC and more detailed discussions are included in Section 4.2 and in the Construction Completion Report for AOC #6 ("Construction Completion Report IRM AOC 2: Former Foundry Building & AOC 6: General Site/Miscellaneous Areas") submitted to the NYSDEC under separate cover.

5.7.1 AOC #6A

AOC #6A was established to address data obtained from surface sample SS-2 (refer to Figure 6). As indicated in Table 1b, several SVOCs were identified at concentrations exceeding the Site RPSCOs. Sample SS-2 was collected from a depth of 0-2-inches bgs and analyzed for full suite parameters, of which only SVOCs were detected above Site RPSCOs. It should be noted that the sample below this (SS-2, 2"-2') did not detect SVOCs above the Site RPSCOs.

The IRM work for AOC #6A included the excavation of approximately 2.5 cubic yards of material, focused on the location of SS-2. Confirmatory samples (bottom and sidewall) from AOC #6A were analyzed for TCL SVOCs, of which all were detected below NYCRR Part 375-6.8(a) Unrestricted Use SCOs or not detected above laboratory MDLs. As such, AOC #6A was backfilled on July 20, 2012, with approved, imported stone. Confirmatory sample data associated with AOC #6A are summarized in Table 13.

5.7.2 AOC #6B

AOC #6B was established to address data obtained from soil sample SB-73 (refer to Figure 6). This sample was collected from a depth between 0.4-ft. and 4-ft. bgs. As indicated in Table 3C, copper and mercury were detected in this sample above their respective Part 375 Unrestricted Use SCOs and lead was detected above Part 375 Unrestricted Use, Protection of Groundwater, Restricted Residential and Commercial SCOs.

The IRM work for AOC #6B included the excavation of approximately 10.5 cubic yards of material. In accordance with the IRM Work Plan, two confirmatory soil samples (designated TP-AOC-B Sidewall and TP-AOC-B Bottom) were collected from the remedial excavation; one from the southern sidewall and one from the bottom. The sidewall sample was collected from a depth of 6-ft. bgs, in soil just below a layer consisting entirely of fill materials, and the bottom sample was collected from a depth of 8-ft., 2-in. bgs. Several metals were detected in each sample; however, these metals were not detected at concentrations exceeding their respective RPSCOs. Additional details regarding confirmatory sampling in AOC #6B are summarized in Section 4.2 and in the Construction Completion Report for AOC #6 ("Construction Completion Report IRM AOC 2: Former Foundry Building & AOC 6: General Site/Miscellaneous Areas") submitted to the NYSDEC under separate cover. Confirmatory sample data associated with AOC #6B are summarized in Table 13.

5.7.3 AOC #6C

AOC #6C was established to address a groundwater sample collected from soil boring SB-76 in which elevated concentrations (i.e., above NYSDEC TOGS Standards) of petroleum-related VOCs in groundwater were identified (as indicated in Table 4A). In addition, a soil sample was collected from the saturated zone in SB-76; however, targeted compounds were not identified above Site RPSCOs in this sample (refer to Table 3).

During the IRM excavation in AOC #6C, petroleum impacts were identified along a sewer line which is located along the western sidewall of AOC #6C. These impacts appear to be residual impacts associated with the contamination targeted by the 2008 IRM which were conveyed along the bedding of the underground utility encountered in the AOC #6C excavation (refer to Sections 5.1.5 and 7.9 for further information regarding residual impacts associated with the 2008 IRM). Based on the size and purpose of this utility, it could not be removed or altered without significant impacts to Site tenants/operations. As such, a documentation sample was collected from the northwestern sidewall of AOC #6C. VOCs were not identified above their respective RPSCOs in confirmatory/documentation samples collected from AOC #6C, with the exception of the compound m,p-Xylene in the northwestern sidewall sample (i.e., the documentation sample). This compound was detected in this sample above the NYCRR Part 375-6.8(a) Unrestricted Use and Part 375-6.8(b) Restricted Use for Protection of Groundwater SCOs; however, this compound was detected at a concentration below the Part 375-6.8(b) Restricted Residential SCO. Residual subsurface impacts will be further addressed in the RAA. During backfill of AOC #6C and AOC #6D, 40-lbs of ORC-A in pellet form was mixed in with the bottom 1-ft. to 2-ft. of backfill material in an attempt to remediate the residual impacts identified in this area.

Based on the presence of residual impacts, a 1-in. diameter PVC pre-packed well ('MW-11') with 5-ft. of screen was installed to the northwest of the sewer line in the AOC #6D excavation during backfill. Groundwater sampling of MW-11 occurred on November 1, 2012, via low flow methods. The sample was submitted for laboratory analysis of USEPA TCL and CP-51 List VOCs and SVOCs. As indicated in Table 7a, VOCs and SVOCs were not detected above laboratory MDLs in MW-11with the exception of acetone (a VOC) detected at a concentration of 12 parts per billion (ppb). However, this concentration is well below the NYSDEC Part 703 Groundwater Standard for acetone, which is 50 ppb.

5.7.4 AOC #6D

AOC #6D was established to address data obtained from soil sample SB-77 (refer to Figure 6). This sample was collected from a depth between 0 to 4-ft. bgs. As indicated in Table 3B, several PAHs were detected in this sample above their respective Site RPSCOs. AOC #6D was initially excavated to a depth of approximately 5.4-ft. bgs. Soils in AOC #6D were observed to consist of apparent fill to a depth of approximately 5-ft. bgs. The apparent fill was comprised of sandy silt, fine to coarse subrounded gravel, cobble-sized pieces of subrounded rock and crushed asphalt. Although a confirmatory sample collected from the bottom of AOC #6D (5-ft 4-in.) was not found to contain targeted compounds above Unrestriced Use SCOs, the two sidewall samples (collected from the eastern and western sidewalls) were found to contain several polyaromatic hydrocarbons (PAHs) at concentrations above Site RPSCOs. As such, the excavation was expanded and resampled on two (2) separate occasions. However, the confirmatory samples collected from the expanded excavation also identified PAHs exceeding the respective SCOs for Unrestricted Use, Protection of Groundwater and Restricted Residential.

Based on these data, the extent of the fill layer and previous sampling, it was determined that rather than conduct an extensive removal, a soil cover was proposed and accepted by NYSDEC as an IRM. As such, an approximately 1-ft. layer of soil was removed from an approximately 2,000-sq. ft. area in the vicinity of AOC #6D. The extent of the soil cover system is depicted on Figure 10. Following this soil removal, clean fill was brought in to form a soil cover of this area 2-ft. in depth. In June 2013, an additional confirmatory sample was collected just outside of on the southern boundary of the soil cover system and analyzed for SVOCs to confirm impacts were not present in the top 2-ft. of soil in this area. The location of this sample location (designated SS-11) is depicted on Figure 6. SVOCs were not identified above Unrestricted Use SCOs in sample SS-11. Data associated with this sample is summarized in Table 1B. Based on the construction of this soil cover system, residual impacts associated with AOC #6D are now covered by at least 2-ft. of soil and will be further addressed in the RAA.

5.7.5 Groundwater Sample from SG-4

In addition to the data points addressed in AOC #6A through AOC #6D, groundwater data collected via SP-15 sampling methods from SG-4 identified elevated levels of chlorinated VOCs in groundwater. Specifically, vinyl chloride, 1,1-DCE, trans-1,2-DCE, cis-1,2-DCE and TCE were detected at concentrations above their respective NYSDEC TOGS 1.1.1 Groundwater Standards in sample SG-4. Total VOCs in this sample were identified at 1,864 ppb. However, SG-4 was collected in the right-of-way along Martin Street and is thus not on-site. As such, remediation of this area could not be completed during the AOC #6 IRM. VOCs were detected in on-site grab samples collected from borings SB-98 and SB-100, located in the vicinity of SG-4 (refer to Figures 6 and 23), but generally downgradient. However, total VOC concentrations were identified at 10.9 ppb and 123.1 ppb, levels substantially lower than those detected in SG-4. These off-site impacts are further discussed in Section 7.9.

5.8 AOC #7 INVESTIGATION RESULTS

5.8.1 Dust Collector/Thorium Sample Results

During the RI, soil borings were screened with a Ludlum 2241 Digital Survey Meter with 44-9 Pancake Probe to measure alpha, beta and gamma radiation in the field to evaluate the potential presence of radiation, which can emanate from Thorium. These readings are summarized in Table 9. Based on discussions with the NYSDEC and NYSDOH, radiation field readings were not identified at action levels.

Six (6) soil samples were collected for analysis of Thorium^{232}, one of which was also analyzed for Thorium^{230}. These samples were compared to Generic Soil Screening Levels (SSLs) for Radionuclides included in the USEPA's Soil Screening Guidance for Radionuclides: Technical Background Document. As indicated in Table 3f, the sample data was not identified at concentrations above the appropriate USEPA SSLs.

5.8.2 2008 IRM Confirmatory Soil Results

Soil samples collected from SB-74, SB-75, SB-77, SB-78, SB-83 and SB-84 were analyzed for VOCs and SVOCs. Targeted compounds were not identified above their respective Site RPSCOs with the exception of several PAHs (SVOCs) in the sample collected from SB-77. These exceedences appear to be

associated with the fill layer addressed as part of the IRM work in AOC #6D (refer to Sections 4.2 and 5.7) and not associated with impacts addressed by the 2008 IRM.

In addition to the samples described above, soil samples collected from SB-76, SB-81 and SB-82 were analyzed for full suite parameters. No exceedences of targeted compounds were identified in these samples. However, it should also be noted that elevated levels of petroleum-related VOCs (i.e., above their respective SCGs) were identified in a Geoprobe groundwater sample collected from SB-76. These groundwater impacts appear to have migrated from the 2008 IRM Excavation area to this area of the Site via an underground sewer line. These impacts were addressed as part of the IRM work in AOC #6C (refer to Sections 4.2 and 5.7).

5.9 AOC #8 INVESTIGATION RESULTS

5.9.1 Subsurface Soil Results

As indicated in Table 2 and 3, soil samples collected in the area of AOC #8 from test pit and soil borings locations have identified the presence of CVOCs including TCE and its breakdown products at concentrations above laboratory MDLs. The majority of the CVOCs (specifically, TCE) have been detected at concentrations below Site RPSCOs, with the following exceptions:

Soil Test Point Location	Sample Depth (bgs)	Trichloroethene (ppm)	Part 375-6 Unrestricted Use/Protection of Groundwater SCO (ppm)	Part 375-6 Restricted Residential SCO (ppm)
*SB-71	8.0 to 11.3-ft.	0.500	0.470	21
*SB-125	10.0 to 10.4-ft.	6.900	0.470	21
TP-TCE-03	11.5-ft	0.804	0.470	21

*It should be noted that TP-TCE-01 and TP-TCE-03 were focused on the SB-125 and SB-71 locations, respectively.

The test pits were completed to investigate two (2) magnetic anomalies identified during the Geophysical survey and a rectangular area of refusal encountered during the initial RI soil borings at approximately 4-ft. bgs. In total, approximately 110 cubic yards of hazardous material was disposed of off-site. The test pits are described in further detail below and depicted on Figures 6, 12 and 13.

TP-TCE-01: This test pit was completed in the area in which SB-125 had been completed and to investigate the location of a magnetic anomaly identified by the Geophysical survey. During excavation, a piece of apparent scrap metal piping 3-ft. long and 3-in. in diameter was observed at approximately 1-ft. bgs. This pipe appears to be the source of the magnetic anomaly. In addition, an apparent former floor drain standpipe was observed oriented vertically between approximately 2-ft. and 6.5-ft. bgs. This pipe may also be the source of the magnetic anomaly and possibly the source of CVOC impacts in this area, since the greatest levels of contamination were identified in this area of AOC #8. Soils encountered in TP-TCE-01 below the bottom of the standpipe (i.e., 6.5-ft. bgs) were disposed of off-site.

Two apparent walls constructed of stone were identified in the southern portion of the test pit. The standpipe was located between these walls. The walls were located parallel to each other, perpendicular to Saint Paul Street and approximately 6-ft. apart. These walls appear to be part of an old basement or foundation in which the standpipe was located. Subsurface materials in TP-TCE-01

consisted of brown clayey silt and fill material including bricks and stone blocks. Apparent native materials consisting of brown clayey silt, some red clay and some fine gravel were encountered at approximately 8-ft. bgs.

Groundwater was encountered at 11.5-ft. bgs and bedrock was encountered at approximately 12-ft. bgs. Elevated PID readings (between 2.3 and 14.6 ppm) were encountered between 11-ft. and 12-ft. bgs. Soil samples were collected from the northern and southern sidewalls of TP-TCE-01 from depths of 11-12-ft. bgs and 12-ft., bgs, respectively. These samples were analyzed for VOCs, of which none were identified above Site RPSCOs. The locations of these samples (designated TP-TCE-01 N. Sidewall and TP-TCE-01 S. Sidewall) are depicted on Figure 12.

TP-TCE-02: This test pit was completed in the area in which the rectilinear area of refusal had been encountered at approximately 4-ft. bgs during the soil boring investigation. Subsurface materials encountered in TP-TCE-02 consisted primarily of brown silt, some fine gravel and trace amounts of sand to approximately 4-ft. bgs and brown silt,, fine gravel, sand and a little amount of cobble-sized pieces of concrete and rounded, boulder-sized rocks. The concrete and rocks appear to be the source of refusal encountered during the soil boring investigation.

TP-TCE-02 was excavated to a depth of 9.5-ft. bgs; groundwater as not encountered. Elevated PID readings (between 0.4 and 3.6 ppm) were measured in TP-TCE-02 between approximately 3-ft. and 5-ft. bgs. A soil sample (designated TP-TCE-02 E. Sidewall) was collected from the eastern sidewall at a depth of approximately 4-ft. bgs and analyzed for VOCs, of which none were identified above Site RPSCOs. The location of this sample is depicted on Figure 12.

TP-TCE-03: This test pit was completed in the area in which SB-71 had been completed and to investigate the location of a magnetic anomaly identified by the Geophysical survey. A small, linear piece of scrap metal approximately 2.5-ft. in length which appeared to be a discarded sign post was encountered in TP-TCE-03 at approximately 1.5-ft. bgs. This piece of scrap metals appears to be the source of the magnetic anomaly.

TP-TCE-03 was advanced to bedrock at approximately 11.8-ft. bgs.; groundwater was encountered at approximately 10.8-ft. bgs. Coarse gravel and blue and black pieces of ripped plastic sheeting were encountered in this test pit between approximately 2-in. bgs (below the asphalt pavement) and 2.5-ft. bgs, the depth at which a layer of a black woven fabric was encountered. This appears to be associated with the parking lot construction. Brown fine sand, brown silt and chunks of red clay (i.e., reworked soils) were encountered between approximately 2.5-ft. and 10.8-ft. bgs. Gray clayey silt, cobble-sized angular rocks and some fine to coarse gravel were encountered between 10.8-ft. and 11.8-ft. bgs.

Elevated PID readings (between 3.0 and 5.2 ppm) were measured between the same depths as the gray clayey silt layer. One soil sample (designated TP-TCE-03 W. Sidewall) was collected from the western sidewall at a depth of 11.5-ft. bgs and analyzed for VOCs. As indicated in the table above, TCE was identified in this sample at a concentration above the Part 375-6 Unrestricted Use and Protection of Groundwater SCOs, but below the Part 375-6 Restricted Residential Use SCO. The location of this sample is depicted on Figure 12.

In anticipation of potential *in-situ* remediation of AOC #8, infrastructure was installed in test pits TP-TCE-01 and TP-TCE-03 (refer to Figure 13). The infrastructure installation consisted of placing pea

gravel in the test pits in order to provide a location for groundwater to collect over time. The pea gravel was placed from the bottom of the bedrock portions of the excavations (between 11.8-ft. and 12-ft. bgs) to approximately 8-ft. bgs with a geofabric above the pea gravel to retain fines. In addition to the pea gravel, horizontal 4-inch PVC slotted pipes were placed approximately 1-ft. above bedrock (i.e., about 1-ft. of pea gravel set into the bottom of the excavation prior to placing the PVC piping). This perforated piping is wrapped with a geofabric to reduce the introduction of fines into the piping. The ends of the PVC piping are capped and the other ends are connected to a solid 4-inch PVC riser pipe that extends to finished grade with a flush mount curb box.

The estimated extent of the pea gravel and PVC piping installations are shown on the Figures 9, 10 and 11. The test pits were backfilled with a combination of approved, imported sand and gravel as well as soils that had been removed from the test pits from above the saturated zone, in which evidence of impairment was not observed in the field. The soil excavated from the test pits was placed in the excavations first and the imported sand and gravel were placed above these soils, with the exception of TP-TCE-01 and TP-TCE-03, in which pea gravel was first placed from 8-ft. bgs to bedrock as part of the infrastructure installation.

It should also be noted that in March 2013, soil samples were collected and submitted for laboratory analysis of soil oxidant demand analyses to two (2) separate *in situ* chemical treatment venders to determine the best chemical approach for *in situ* remediation, if viable. These data reports are included in Appendix 7.

5.9.2 Groundwater Results

As indicated in Table 4, groundwater samples collected during the advancement of soil borings and soil gas point SG-1 identified CVOCs (specifically, TCE and its degradation products) at levels exceeding TOGS 1.1.1 Groundwater Standards in AOC #8. The samples with the highest TCE concentrations (i.e., above 1,000 ppb) are summarized in the table below. These samples were collected in 2010, during the initial RI work. These samples were not analyzed for additional parameters beyond VOCs.

Groundwater Sample Location	Trichloroethene (ppb)	NYSDEC TOGS 1.1.1 Groundwater Standard for TCE (ppb)
SB-94	2,000	5
SB-106	6,300	5
SB-109	3,400	5
SB-113	4,800	5
SB-119	3,200	5
*SB-122	13,000	5
SG-1	1,600	5

*It should be noted that the test pitting investigation discussed in Section 5.9.1 included excavation of soils in the vicinity of SB-122.

Bedrock well BW-08 and overburden well MW-06 were sampled in both Fall of 2010 and Fall of 2012. In addition, overburden wells MW-07 and MW-08 were also sampled in Fall of 2012. The results of these analyses in respective to TCE concentrations are detailed in the table below. Additional results are summarized in Table 7.

Groundwater Sample Location	Trichloroethene (ppb) Fall 2010	Trichloroethene (ppb) Fall 2012	NYSDEC TOGS 1.1.1 Groundwater Standard for TCE (ppb)
MW-06	8.7	32	5
MW-07	NA	5,800	5
MW-08	NA	29	5
BW-08	34	17	5

As shown in the table above, MW-7 contained significant impacts and this well is located/screened within the overburden down to the top of bedrock. However, BW-08, which is located adjacent to MW-07, detected relatively minor impacts (two orders of magnitude lower) in comparison. This indicates that significant impacts are limited to the overburden in this area.

SVOCs were not identified in these monitoring wells above Site SCGs with the exception of bis(2-ethylhexyl)phthalate (an SVOC) in sample BW-08 collected in November 2010. This compound was detected at a concentration of 5.3 ppb, slightly above the TOGS 1.1.1 SCG of 5 ppb. It should also be noted that bis(2-ethylhexyl)phthalate is a common laboratory contaminant and was not detected above laboratory MDLs in the 2012 sample and as such it's identification in the 2010 BW-08 sample does not appear to be significant.

Antimony and iron were identified at levels exceeding Site SCGs in both samples collected from BW-08. Specifically, antimony was detected at a concentration of 33.7 ppb in the 2010 sample and 11.7 ppb in the 2012 sample; the SCG for antimony is 3 ppb. In BW-08, iron was identified at 482 ppb in the 2010 sample and 4,980 ppb in the 2012 sample; the SCG for iron is 300 ppb. It should be noted that BW-08 is constructed with a steel casing (i.e., it contains iron).

In addition, iron was detected at a concentration of 2,210 ppb in MW-07 in the 2012 sample, exceeding the SCG. Manganese was detected at concentrations of 468 ppb and 707 ppb, respectively, exceeding the SCG (300 ppb) in MW-06 and MW-07 (both collected in 2012). Based on the nature of these metals and the lack of nearby potable groundwater wells, these concentrations do not appear to be significant.

PCBs and pesticides were analyzed in samples from MW-06, MW-07 and BW-08; however, these compounds were not identified above laboratory MDLs in any of these samples.

5.9.3 Hydraulic Conductivity Results

Based on the testing described in Section 2.9.3.5, the below tabulated K-values were calculated using the Hroslev Method:

AOC #8 Overburden Groundwater Flow Velocities

Well	Well Type	K (ft/s)	ft/day	ft/yr
MW-06	Overburden - 1" diameter	2.67×10^{-5}	2.30	841.07
MW-07	Overburden - 1" diameter	5.57×10^{-6}	0.48	175.66
MW-08	Overburden - 1" diameter	5.28×10^{-7}	0.05	16.65

Well	Well Type	K (ft/s)	ft/day	ft/yr
BW-08	Shallow bedrock – 2" diameter	2.19×10^{-6}	0.189	69.06

As indicated in the above table, the K-values varied significantly. This variance is likely due to the heterogeneous nature of subsurface materials in this area, which consists largely of fill materials and reworked soils. The hydraulic conductivity testing data are included in Tables 11A through 11C.

6.0 INVESTIGATION DERIVED WASTES

The generation and disposal of all investigation derived wastes generated as part of the RI are summarized in the below table. Waste manifests are included in Appendix 5.

Activity	Date(s) of Waste Generation	Type of Waste	Date Waste Disposed
Drum Removal	Prior to Site's Entrance into BCP Program.	Hazardous liquids (PCBs and solvents) in drums encountered in on-site buildings. Liquid potentially associated with a former 500-gallon UST and old transformers found in drums.	April 28, 2010, and July 20, 2010
RI GeoProbe Soil Borings Bedrock Well Installations (BW-05 through BW-08)	March-October 2010	Soil cuttings and well development water	October 28, 2013 and August 13, 2013, respectively
RI Bedrock Well Installations (BW-05 through BW-08)	October 2010	Soil cuttings and well development water	October 28, 2013 and *August 13, 2013, respectively
Installing BW-09 through BW-12 and RW-East and RW-West	January 2012	Soil cuttings and well development water	August 28, 2012
Vacuum Event (BW-01, RW-West, RW-East)	January 19, 2011	Purged groundwater	August 28, 2012
Vacuum Event (BW-01, BW-10, RW-East and RW-West)	February 2012	Purged groundwater	August 28, 2012
Installing BW-13	May 2012	Soil cuttings and well development water	August 28, 2012
Test pitting in AOC #8	July 2012	Hazardous soil	July 23 and July 24, 2012
Installing MW-09 and MW-10	October 20, 2012	Soil cuttings and well development water	*August 13, 2013
Groundwater Sampling	October 2012-January 2013	Well development water	*August 13, 2013
Vacuum Event (BW-01 and RW-West)	July 31, 2013	Purged groundwater	*August 13, 2013

Activity	Date(s) of Waste Generation	Type of Waste	Date Waste Disposed
Vacuum Event (BW-05 and RW-West)	October 10, 2013	Purged groundwater	October 28, 2013
Vacuum Event (BW-05, RW-West and RW-East)	December 2, 2013	Purged groundwater	December 2, 2013
Absorbent socks deployed in BW-01, BW-05 and RW-West	Various dates	Impacted absorbent socks	On-site, future sock deployment anticipated

*The August 13, 2013, disposal event included pumping of wastewater to the sewer system from a frac tank which on-site for the hydraulic connectivity test. Prior to pumping to the sewer, wastewater previously generated during the RI and stored in drums was pumped into the frac tank, the frac tank water was sampled and discharge approval was given by the Monroe County Pure Waters. As such, there are no waste manifests associated with the August 13, 2013, disposal event. A copy of the approved discharge permit is included in Appendix 5.

7.0 NATURE AND EXTENT OF CONTAMINATION

The nature and extent of impacts have been evaluated based on the field observations and analytical data collected as part of the RIs and IRMs. The AOCs initially identified in the RIWP and additional areas of potential contaminant sources identified during the 'pre-BCP' work, RI fieldwork and IRM fieldwork are summarized below.

7.1 AOC #1: Former Oil House

7.1.1 Nature and Extent

Laboratory analytical data from both soil and groundwater samples collected from this AOC have indicated that VOCs (specifically TCE) exceeded the SCGs for soil and groundwater collected from soil borings and BW-4 and BW-5 prior to the 2011 IRM work. In addition, a layer of LNAPL has been observed on the water column within BW-5. Furthermore, based on the location of other NAPL and VOC impacts from the 2008 IRM Excavation, for the purpose of this evaluation, these impacts are also included as part of AOC #1. Specifically, these include 1) LNAPL observed in wells REC-B-West, REC-B-East, RW-West, RW-East and BW-01 and, 2) VOCs in soil left in-place in proximity to and beneath the electric line that bisects the 2008 IRM Excavation.

Soil

Based on the confirmatory soil sampling completed, all soil containing constituents of concern above NYCRR Part 375-6.8(a) Unrestricted Use SCOs were removed from AOC #1 2011 IRM excavation with the exception of soils associated with confirmatory sample CS-5. The compound 4,4'-DDT was detected above the NYCRR Part 375-6.8(a) Unrestricted Use SCO but below the NYCRR Part 375-6.8(b) Restricted Residential Use SCO in sample CS-5. However, CS-5 was collected from approximately 1-ft. above bedrock or at about 4-ft. BGS.

In addition, the area of remaining contamination from the 2008 IRM excavation identified 2 soil samples with VOC impacts above the Part 375-6.8 (a) Unrestricted Use SCOs. Specifically samples CS-5-R2 and CS-Elect each detected one or more VOCs above the Unrestricted Use

SCOs and the Protection of Groundwater SCOs. These impacts were petroleum related VOCs and SVOCs did not identify impacts above the SCGs. It should also be noted that sample CS-12R also detected the VOC acetone above the Unrestricted Use SCO and the Protection of Groundwater SCO; however, acetone is a common laboratory contaminant and may not be representative of actual site conditions. Based on the other confirmation soil samples, the mass excavation and RI sampling data, the extent of petroleum impacts in soil above the Unrestricted Use SCOs in this area are well defined.

NAPL

NAPL has been identified at the Site in two general areas: 1) 2008 IRM Excavation Area and specifically within two recovery wells (RW-East & RW-West) and BW-01, and 2) the 2011 IRM Excavation/BW-5. Analysis of NAPL samples collected in 2010 (prior to the AOC #1 IRM) from wells BW-05, BW-01 and the recovery wells indicate similar types of oil (lube/motor oil); however, chemical constituents within the oil vary. Specifically, oil in the recovery wells did not identify TCE; however, the oil in BW-5 detected high concentrations of TCE. NAPL samples from the recovery wells, BW-1 and BW-5 all detected PCBs (ranging from 12 ppm to 83 ppm). During the 2011 IRM, NAPL was observed during bedrock excavation activities and specifically, NAPL and sheens were observed during removal of the uppermost portions of bedrock (i.e., top 2-3 ft.). NAPL was observed in bedrock removed in proximity to BW-5 and to the north/northwest beneath the stairs that were removed during the excavation; however, a sample of NAPL from the area beneath the stairs (where the most NAPL was observed) did not identify TCE in the NAPL.

Based on this data, it appears that NAPL with high concentrations of TCE were limited to the immediate proximity around BW-5. It appears that a majority of this NAPL was removed during the IRM excavation; however, some NAPL (estimated at 2 cm) was observed in BW-5 after a hydraulic connectivity test from the IRM excavation area. However, monitoring wells installed after the IRM work around the perimeter of the IRM excavation area have not identified NAPL during installation or subsequent sampling (BW-9 through BW-13) and BW-4 downgradient of BW-5 and the area of heavy NAPL within the bedrock also has never observed NAPL (it should be noted BW-4 and BW-13 contain rock sockets; however, NAPL was not documented to be observed during installation of these wells). Based on the lack of NAPL within surrounding wells and only limited NAPL observed subsequent to the hydraulic connectivity test, any remaining NAPL in proximity to BW-5 appears limited in extent.

As noted above, NAPL in the area of the 2008 IRM excavation appears to be a similar type but does not contain TCE. This is corroborated by the lack of NAPL identified in wells between BW-05 and the area in which the recovery wells and BW-01 are located (refer to Figure 15). The NAPL within this area also appears limited in extent and relatively sporadic. This is based on a lack of NAPL in wells BW-02, BW-03, former well MW-1 and MW-11. The NAPL appears to be from the shallow bedrock in the area of these wells and likely is trapped in the uppermost bedrock similar to AOC #1 area. This appears to be the case due to the limited and sporadic detections of NAPL in these wells. It should be noted that during the 2008 IRM Excavation NAPL was observed emanating from an area of soil beneath the electric lines that bisect the 2008 IRM excavation; however, the impacts left in-place in this area identified VOCs in soil (refer to Section 1.3 and not heavier weight motor/lube oil.

Groundwater (Dissolved Phase)

Based on the post-IRM groundwater sampling detailed in Section 5.2, groundwater quality in immediate proximity to AOC #1 appears to have improved following the removal of significant CVOC mass and NAPL from AOC #1. Although well BW-5 initially decreased significantly, there has been some rebound observed in the June 2013 groundwater samples; however, the overall concentration in this well has decreased approximately 30%.Wells downgradient of this area have significantly reduced with BW-04 and BW-07 each indicating an approximate 90% reduction in CVOCs since the IRM. BW-06 has not shown significant changes an in fact a 30% increase in CVOCs is observed between the initial and most recent groundwater sampling. The hydraulic connectivity test appears to show a connection between the former AOC #1 source area and BW-06; however, this well is cross/down gradient and influence to this well from the IRM work may require additional time.

The removal of source area soil, bedrock and LNAPL removed a significant mass of chlorinated volatile organic compound (CVOC) impacts in the area. Minimal groundwater impacts identified via sampling of bedrock-overburden interface wells installed subsequent to the IRM work also indicate that a significant volume of the source of CVOC impacts in this area has been removed. It should also be noted that due to the high concentrations of TCE breakdown products (e.g., cis-1,2 dichloroethene, vinyl chloride, etc.) identified in groundwater samples collected from within AOC #1 (refer to Table 7), degradation of CVOCs is evident in AOC #1 and further supported by MNA sampling.

In addition to CVOCs in groundwater, some petroleum related constituents have also been detected. Specifically, benzene, 1,2,4-trimethylbenzene, xylenes, isopropylbenzene and n-propylbenzene have been detected in the most recent groundwater sampling at concentrations that exceed the NYSDEC Part 703 Groundwater Standards (other petroleum related VOCs have been detected previously but the most recent sampling is limited to these exceedences). However, these exceedences of petroleum related VOCs are relatively limited and in no instance do the concentration exceed the Part 703 Groundwater Standards by more than 5 ppb with the exception of m,p-xylene in BW-2 which exceeded by 40 ppb. The lack of significant impacts of petroleum VOCs in the overburden and bedrock groundwater indicates that a majority of source material has been removed and although some impacts to soil were left in-place in proximity to the electric line and sewer line, these impacts are not significantly impacting groundwater. It should be noted that petroleum impacts to soil and groundwater in proximity to SB-76 and AOC #6C are summarized as part of AOC #6C

Based on the extensive groundwater sampling in this area and the analysis of pre-IRM soil samples and confirmatory sample data associated with the IRMs, the nature and extent of contamination on the Site from AOC #1 have been adequately defined both horizontally and vertically. The residual impacts identified in groundwater in AOC #1, LNAPL and soil impacts will be addressed in the Remedial Alternatives Analysis (RAA).

7.1.2 Contaminant Fate and Transport

7.1.2.1 Potential Routes of Migration

Potential routes of migration identified for AOC #1 include:

- Pesticides in subsurface soil migrating and impacting the groundwater table through precipitation or contact with groundwater;
- PCBs migrating from NAPL and into groundwater.
- Petroleum related VOCs in soil migrating to groundwater.
- Chlorinated and petroleum-related VOCs migrating in NAPL and/or a dissolved groundwater plume; and
- Chlorinated and petroleum-related VOCs volatilizing from impacted groundwater and impacting soil gas (and potentially indoor air quality).

7.1.2.2 Contaminant Persistence

The types of petroleum related VOCs and CVOCs encountered in AOC #1 can naturally biodegrade. CVOCs can degrade by sequential reductive dechlorination as follows: TCE to DCE (cis or trans 1,2-DCE or 1,1-DCE) to VC to ethene. Petroleum related VOCs can degrade to carbon dioxide and water and petroleum related VOCs in the presence of CVOCs can enhance the process by providing a substrate for microorganisms. The groundwater results suggest that biodegradation may be occurring within AOC #1 based on the decrease in concentrations of TCE and the high concentrations of the breakdown products. These data along with the results of the MNA viability study (refer to Section 4.1.11) indicate that groundwater conditions are favorable for natural attenuation. However, natural attenuation requires significant time and based on the area of release and the documented impacts within the bedrock, contaminants are likely diffused into the bedrock matrix. As such, back diffusion of contaminants out of the bedrock will require significant time.

The NAPL identified in the two areas of AOC #1. LNAPL is persistent in the environment but may be susceptible to biodegradation once it is released to the aqueous phase. This may be occurring as evidenced by the lack of NAPL related constituents (e.g., PAHs, naphthalene, etc.) to dissolved phase groundwater. PCBs within the NAPL are also stable and thus persistent in the environment. According to the Agency for Toxic Substances and Disease Registry (ATSDR) website, the compounds which comprise the pesticides identified in AOC #1 are relatively stable and thus persistent in the environment. In addition, these substances are generally known to adhere to the soil matrix and thus do not typically travel far via usual migration routes (i.e., groundwater).

7.1.2.3 Contaminant Migration

The groundwater contouring completed as part of the RI work indicates that groundwater is flowing to the west or southwest (refer to Figure 7) within AOC #1. The horizontal distribution of CVOC contamination in the soil and groundwater samples generally concurs with these flow directions. Vertically, CVOC contamination appears to extend into shallow bedrock groundwater, to a depth of up to approximately 20-ft. based on the samples collected from the various shallow bedrock wells in AOC #1 and deep bedrock well BW-13). Based on the groundwater flow direction and the sampling completed, CVOCs appear to have migrated from the source areas in AOC #1 to the western property line (along Saint Paul Street) and potentially beyond.

Petroleum related VOCs and NAPL may migrate with the water table however, based on the available data significant migration of such impacts has not occurred to date. The lack of petroleum related VOCs migrating with groundwater is likely due to the mass soil removals eliminating all but small amounts of source area impacts. Furthermore, the mass soil removal and bedrock removal completed

as part of the 2008 IRM and 2011 IRM removed NAPL during this work and these removal actions likely removed a majority of the 'mobile' NAPL. The ability of LNAPL to mobilize is controlled by such factors as LNAPL viscosity and density and relative permeability of the soil/matrix it is adhered/absorbed within. High LNAPL viscosity, high residual water saturation, and low permeability reduce LNAPL mobility.

The constituents within the NAPL (i.e., PCBs and pesticides) do not appear to be leaching/dissolving into groundwater based on the dissolved phase groundwater samples collected from the wells where NAPL has been identified and wells downgradient from these areas. Specifically, PCBs have not been detected above the reported laboratory detection limits in any groundwater sample and only one pesticide (gamma-BHC) was detected in BW-5 at an estimated concentration which was above the Part 703 Groundwater Standard. Based on this data, migration of PCBs and pesticides are not a significant concern for the site.

7.2 AOC #2: Former Foundry Building

7.2.1 Nature and Extent

Laboratory analytical data from soil and groundwater samples collected from this AOC prior to the IRM indicated petroleum-related VOCs exceeded Site RPSCOs for soil samples and Part 703 Groundwater Standards for groundwater samples. collected from soil borings in AOC #2 prior to the IRM work.

Based on confirmatory and documentation sampling, all impacts exceeding NYCRR Part 375 6.8(a) Unrestricted Use SCOs and Part 375 6.8(b) Protection of Public Health Restricted Residential SCOs have been removed from AOC #2, with the exception metals identified in Class 1 materials (refer to Section 4.2.6) utilized as backfill. The metals detected are calcium, manganese and iron and the extent of where this soil was placed is well defined. In addition to the above, some petroleum related impacts (specifically, xylene, ethylbenzene and 1,2,4-trimethylbenzene) were documented in the confirmatory/documentation samples. The impacted soils located to the east of the Site could not be removed as they are located within the Right-of-Way (i.e., sidewalk). These impacts are discussed herein due to the potential for these impacts to affect groundwater in this area of the Site. The post-IRM installation and sampling of overburden groundwater monitoring wells did not indicate the presence of petroleum-related groundwater impacts at the time of the sampling.

Based on the completion of the IRM and subsequent groundwater sampling, the nature and extent of contamination in AOC #2 has been adequately defined. Furthermore, impacts above SCGs for soil and groundwater have been removed from the Site, with the exception of select metals identified in Class 1 materials. As such, further evaluation and/or remediation of this area does not appear warranted. Based on the fact that impacts were documented to be located along the property line and within the ROW, a discussion on fate and transport is provided below. This area will be further evaluated in the RAA to address the elevated concentrations of select metals identified in the Class 1 material used as backfill.

7.2.2 Contaminant Fate and Transport

It should be noted that the remaining petroleum impacts are off-site and although further discussed below for completeness, it is understood that these areas will be addressed by others if required by the

NYSDEC. The on-site impacts associated with elevated concentrations of metals in Class 1 material used as backfill in AOC #2 are also discussed below.

7.2.2.1 Potential Routes of Migration

Potential routes of migration identified for AOC #2 include:

- Petroleum-related VOCs in the residually impacted subsurface soils located east of the Site migrating and impacting the groundwater table through precipitation or contact with groundwater;
- Metals and petroleum-related VOCs in the residually impacted subsurface soils migrating in a dissolved groundwater plume; and
- Petroleum-related VOCs in the residually impacted subsurface soils volatilizing from impacted groundwater and impacting soil gas.

7.2.2.2 Contaminant Persistence

Petroleum hydrocarbons are comprised of hundreds of organic compounds. Persistence depends on the particular fraction of petroleum, the geochemistry of the subsurface, the soil types, etc. The less-volatile fractions are generally less reactive, persist longer in the environment, and in some cases are toxic. Petroleum constituents degrade via natural biological processes.

The metals identified at elevated concentrations in the Class 1 material used as backfill in AOC #2 (specifically, calcium, manganese and iron) are relatively stable and thus persistent in the environment. However, these metals are typically found in compounds that generally adhere to soil and sediment and thus do not typically travel far via usual migration routes (i.e., groundwater).

7.2.2.3 Contaminant Migration

The groundwater contouring completed as part of the RI work indicates that the overall groundwater flow is toward the southwest to the Genesee River Gorge. However, prior to the IRM, it appeared there was a localized groundwater flow from the Site towards Martin Street. Due to the backfilling of the AOC #2 excavation with relatively porous sand backfill placed down to the top of bedrock and below the sewer invert, the groundwater flow in this area appears to be from Martin Street and southwest towards the Genesee River Gorge. . Additional information regarding apparent groundwater flow at the Site is included in Section 3.2. The distribution of contamination in the soil (particularly the vertical distribution observed during the IRM work) and groundwater samples generally concurs with the pre-IRM flow direction. However, contaminant migration of petroleum related VOCs along the property line may impact the Site over time as VOCs migrate from the soil and into the saturated zone and groundwater flows from Martin Street onto the Site.

Migration of metals in the Class 1 Backfill Material is not anticipated to be a significant concern. The metals above the Part 375-6.8(a) Unrestricted Use SCOs are all relatively immobile and adhere to the soil matrix and furthermore are below their respective Part 375-6 Protection of Groundwater SCOs.

7.3 AOC #3: Former Agitator Building

7.3.1 Nature and Extent

Based on the analytical data discussed in Section 5.4, the only parameter of concern in soil in AOC #3 appears to be the detection of a pesticide (4,4'-DDD) in one soil sample (SB-28) at a concentration above the Part 375-6 Unrestricted Use SCO (0.033 ppm) but below all other Site RPSCOs. The location of sample SB-28 is approximately 4-ft. to 8-ft. below an asphalt parking lot. This pesticide was not identified in any other samples within AOC #3.

As detailed in section 5.4, a minor exceedence of the Site SCG for benzene was detected in the groundwater sample collected from SG-6. In addition, several metals were detected in this sample at concentration exceeding their respective Site SCGs. However, based on the nature of these metals and the lack of nearby potable groundwater wells, these concentrations do not appear to be significant. Furthermore, the groundwater samples collected from soil gas points were grab samples and not completed from an installed well with a sand pack, developed/purged or completed vial low-flow sampling and as such, the results from these locations may not be representative of actual dissolved phase groundwater conditions.

In addition, TCE was identified at a concentration above its SCG in samples collected from MW-06. It should be noted that the elevated detections of TCE in the MW-06 samples appear related to the chlorinated solvent plume located to the north of Building 22, rather than associated with AOC #3. Refer to Sections 5.9 and 6.8 for additional information regarding the chlorinated solvent plume to the north of Building 22. The nature and extent of TCE impacts in MW-06 will be further addressed in Section 7.8, associated with AOC #8.

Based on the sampling completed in this area, the nature and extent of contamination in AOC #3 appear to have been adequately defined. The presence of minor impacts in soil (i.e., 4,4'-DDD in SB-28) and groundwater (benzene and metals in the groundwater sample collected from SG-6) will be addressed in the RAA.

7.3.2 Contaminant Fate and Transport

7.3.2.1 Potential Routes of Migration

Potential routes of migration identified in AOC #3 include pesticides in soil and benzene and metals in groundwater:

- Pesticides in subsurface soil migrating and impacting the groundwater table through precipitation or contact with groundwater;
- Petroleum-related VOCs and metals migrating in a dissolved groundwater plume; and
- Petroleum-related VOCs volatilizing from impacted groundwater and impacting soil gas.

7.3.2.2 Contaminant Persistence

Petroleum hydrocarbons are comprised of hundreds of organic compounds. Persistence depends on the particular fraction of petroleum, the geochemistry of the subsurface, the soil types, etc. The less-volatile fractions are generally less reactive, persist longer in the environment, and in some cases are toxic. Petroleum constituents degrade via natural biological processes.

4,4-DDD is known to adhere strongly to the soil matrix and does not dissolve easily in groundwater. In addition, this compound has relatively low bioavailablity (in comparison with simliar compounds DDT and DDE).

The metals identified in the groundwater sample from SG-06 are relatively stable and thus persistent in the environment. However, these metals are typically found in compounds that generally adhere to soil and sediment or easily breakdown to compounds that generally adhere to soil or sediment and thus do not typically travel far via usual migration routes (i.e., groundwater). Furthermore (and as noted above), the groundwater samples collected from soil gas points were grab samples and not completed from an installed well with a sand pack, developed/purged or completed vial low-flow sampling and as such, the results from these locations may not be representative of actual dissolved phase groundwater conditions.

In addition, TCE was identified at a concentration above its SCG in samples collected from MW-06. It should be noted that the

7.3.2.3 Contaminant Migration

The groundwater contouring completed as part of the RI work indicates that groundwater is flowing to the southwest or west in AOC #3 (refer to Figure 7). Based on the apparent low-level concentrations and isolated impacts identified by the RI in AOC #3 there does not appear to be a plume of impacts in this area and migration does not appear to be a concern.

7.4 AOC #4: 125,000-Gallon Reservoir

7.4.1 Nature and Extent

Based on the results described in Section 5.5, targeted compounds were not detected at concentrations above Site RPSCOs in AOC #4 with the exception of total PCBs at a concentration exceeding the Part 375-6 Unrestricted Use SCO in a sample collected from SB-43. However, this detected concentration did not exceed the Protection of Groundwater or Restricted Residential SCOs and PCBs were not detected above laboratory MDLs in sample SB-40 (located approximately 50 ft. south). It should also be noted that sample SB-43 was collected from soil located below the building's concrete floor slab and thus is effectively capped.

Based on these data, the nature and extent of impacts in AOC #4 appear to have been adequately defined. The presence of total PCBs in sample SB-43 above the Unrestricted Use SCO will be addressed in the RAA.

7.4.2 Contaminant Fate and Transport

7.4.2.1 Potential Routes of Migration

Potential Routes of Migration for AOC #4 include:

- PCBs in subsurface soil migrating and impacting the groundwater table through precipitation or contact with groundwater; and
- PCBs migrating in a dissolved groundwater plume. It should be noted that PCBs generally adhere to the soil matrix and significant migration is not typical.

7.4.2.2 Contaminant Persistence

PCBs are relatively stable and thus persistent in the environment. However, as discussed in Section 7.4.2.3, the potential for biological uptake and migration are significantly reduced do to the presence of the building over the impacted soils, the lack of ecological receptors, and concentrations below the Restricted Residential SCOs.

7.4.2.3 Contaminant Migration

The groundwater contouring completed as part of the RI work indicates that groundwater is flowing to the southwest or west in AOC #4 (refer to Figure 7). Based on the low-level concentrations, type of contaminant (i.e., minimal migration potential), location beneath a floor slab (i.e., effectively capped) and isolated impact identified by the RI in AOC #4, migration of this contaminant does not appear to be a concern.

7.5 AOC #5: Manufacturing Building Spaces

7.5.1 Nature and Extent

Standing water and subsurface soil samples were collected in AOC #5. The standing water evaluation indicated the presence of pesticides (4,4'-DDT and dieldrin) and total PCBs at levels exceeding their respective Part 703 Groundwater Standards in sample 690-Tunnel (i.e., collected from standing water in the tunnel leading from Building 14A under Saint Paul Street). In addition, several metals were detected at concentrations exceeding Part 703 Groundwater Standards in the 690-Tunnel samples as well as in samples 690-Elev (collected from an elevator shaft in Building 14A) and 690-125k (collected from within the 125,000-gallon reservoir in Building 14A). These sample locations are depicted on Figure 6.

As detailed in Section 5.6, several SVOCs (all PAHs) and metals were identified in sample SB-45 at concentrations exceeding their respective Site RPSCOs. However, samples collected from nearby borings SB-46 and SB-48 did not exhibit these same compounds at concentrations exceeding Site RPSCOs.

As indicated in Section 5.6, several other targeted parameters were identified at concentrations exceeding their respective Site RPSCOs in soil samples collected from under the concrete floor slabs of the Site

buildings. However, these parameters were all detected at levels below their Part 375-6 Restricted Residential SCOs.

Based on the standing water evaluation and subsurface investigation completed within the manufacturing building spaces, the nature and extent of impacts in AOC #5 appear to have been adequately defined. The presence of minor exceedences of select compounds in soils below the building floor slabs will be addressed in the RAA. In addition, impacts identified in standing water samples within Building 14A will be addressed within RAA.

7.5.2 Contaminant Fate and Transport

It should be noted that the standing water sample collected from the tunnel was collected from off-site. This area is further discussed below for completeness, it is understood that these areas will be addressed by others if required by the NYSDEC. It should also be noted that AOC #5 includes only spaces beneath building footprints and that the buildings effectively act as a cap above any impacted materials.

7.5.2.1 Potential Routes of Migration

Potential routes of migration identified for AOC #5 include:

- SVOCs and metals in subsurface soil and PCBs, pesticides and metals in standing water migrating and impacting the groundwater table through precipitation or contact with groundwater.
- PCBs, pesticides and metals in standing water transported via direct human contact (e.g., a person walking through the water) or by volatilization (i.e., dieldrin can slowly volatilize) or as particulate matter if the standing water is no longer present.

7.5.2.2 Contaminant Persistence

SVOCs are comprised of hundreds of organic compounds. Persistence depends on the particular fraction of petroleum, the geochemistry of the subsurface, the soil types, etc. The less-volatile fractions are generally less reactive, persist longer in the environment, and have low solubilities. The site-specific SVOCs include many polyaromatic hydrocarbons (PAHs), which generally remain in solid or liquid phases and degrade naturally via biological processes.

According to the ATSDR website, the compounds which comprise the metals, pesticides and PCBs identified in AOC #5 are relatively stable and thus persistent in the environment. In addition, these substances are generally known to adhere to the soil matrix and thus do not typically travel far via usual migration routes (i.e., groundwater).

7.5.2.3 Contaminant Migration

The groundwater contouring completed as part of the RI work indicates that groundwater is flowing to the southwest or west in AOC #5 (refer to Figure 7). Based on the apparent minor and isolated

impact identified by the RI in AOC #5, a distinctive distribution of contamination does not appear evident.

7.6 AOC #6: General Site Evaluation and Gaps in AOCs

Following the initial RI investigation work, AOC #6 was identified to include four (4) sub-AOCs, designated AOC #6A through AOC #6D. The nature and extent of each of these sub-AOCs are described below.

7.6.1.1 AOC #6A Nature and Extent

AOC #6A was established to address data obtained from surface sample SS-2, which identified several SVOCs at concentrations exceeding the Site RPSCOs. Based on the confirmatory sampling data discussed in Section 5.7.1, impacted material was successfully removed from AOC #6A during IRM activities in July 2012. As such, the nature and extent of AOC #6A appears to have been adequately defined and additional investigation and/or remediation does not appear warranted for this AOC.

7.6.1.2 AOC #6A Contaminant Fate and Transport

Impacts in AOC #6A have been remediated and thus a discussion of contaminant fate and transport from AOC #6A is not applicable.

7.6.2.1 AOC #6B Nature and Extent

AOC #6B was established to address data obtained from soil sample SB-73, in which several metals (i.e., copper, mercury and lead) were identified at concentrations above their Site RPSCOs. Confirmatory samples collected from AOC #6B (including a sidewall sample collected from soil located immediately below a layer of fill material including brick, ash and scrap metal) during the IRM excavation in July 2012 indicate that impacted soils were removed from AOC #6B. Based on the IRM data and additional excavations completed at the Site (e.g., the AOC #2 IRM excavation and the test pitting completed in AOC #8), the nature and extent of this fill material has been generally defined. Although the fill material with elevated metal concentrations identified by SB-73 was removed as part of the IRM, the presence of similar fill as observed in AOC #6B in other areas of the Site with elevated levels of metals will be addressed in the RAA.

7.6.2.2 AOC #6B Contaminant Fate and Transport

It should be noted that AOC #6B is located within a paved parking lot. The asphalt pavement effectively acts as an impervious cap above any impacted materials.

7.6.2.2.1 Potential Routes of Migration

Potential routes of migration identified for AOC #6B include:

- Metals in subsurface soils migrating and impacting the groundwater table through precipitation or contact with groundwater;

7.6.2.2.2 Contaminant Persistence

According to the ATSDR website, the compounds in which the metals identified at elevated concentrations in SB-73 (i.e., copper, mercury and lead) are commonly found are relatively stable and thus persistent in the environment. In addition, copper and lead are known to readily adsorb to soil particles and thus do not typically travel far via usual migration routes (i.e., groundwater).

7.6.2.2.3 Contaminant Migration

The groundwater contouring completed as part of the RI work indicates that groundwater is flowing to the west or southwest in AOC #6B (refer to Figure 7). Groundwater samples have not been collected from data points located immediately down-gradient of SB-73. However, metal impacts similar in composition and concentrations to the soil sample collected from SB-73 have not been identified in the SP-15 groundwater samples collected hydraulically cross-gradient of AOC #6B (i.e., MW-07).

7.6.3.1 AOC #6C Nature and Extent

AOC #6C was established to address data obtained from soil sample SB-76, in which elevated concentrations (i.e., above NYSDEC TOGS Standards) of petroleum-related VOCs in groundwater were identified. During the IRM completed within AOC #6C in July and August 2012, petroleum impacted soils were excavated and disposed of off-site. As indicated in Section 5.7.3, confirmatory/documentation sampling data indicated that residual petroleum impacts are present along the northwestern sidewall of the AOC #6C excavation due to the presence of a sewer line. These impacts appear to be residual impacts associated with the contamination targeted by the 2008 IRM which were conveyed along the bedding of the underground utility encountered in the AOC #6C excavation. Based on the size and purpose of this utility, it could not be removed or altered without significant disruption to the Site and excavation to access the area. It should be noted that the documentation sample collected from the northwestern sidewall identified all petroleum-related VOCs to be present at levels below Site RPSCOs with the exception of the compound m,p-Xylene, which was detected above the Unrestricted Use and Protection of Groundwater SCOs, but below the Restricted Residential SCO. In addition, a documentation sample was collected from the eastern sidewall of AOC #6D (located just to the northwest of AOC #6C, on the northwestern side of the sewer line), in which targeted compounds were not detected above Site RPSCOs. During backfill of AOC #6C and AOC #6D, 40-lbs of ORC-A was mixed into the bottom 1-ft. to 2-ft. of backfill material in an attempt to remediate these residual impacts. In addition, MW-11 was installed in AOC #6D during the backfill of this excavation in August 2012. VOCs were not identified at levels above NYSDEC TOGS 1.1.1 Standards in MW-11 during sampling in November 2012.

Based on the confirmatory/documentation sampling completed as part of the AOC #6C and #6D IRM work, the results of the post-IRM groundwater sample collected from MW-11 and the

completion of the 2008 IRM (refer to Section 1.3), the nature and extent of impacts in AOC #6C appear to have been adequately defined. Residual petroleum impacts located along the sewer line will be addressed in the RAA.

7.6.3.2 AOC #6C Contaminant Fate and Transport

7.6.3.2.1 Potential Routes of Migration

Potential routes of migration identified for this Site include:

- Petroleum-related VOCs (specifically, m,p-xylene) in subsurface soil migrating and impacting the groundwater table through precipitation or contact with groundwater;
- Petroleum-related VOCs migrating in a dissolved groundwater plume;
- Petroleum-related VOCs volatilizing from impacted groundwater and impacting soil gas (and potentially indoor air quality);
- Chlorinated and petroleum-related VOCs migrating in NAPL and/or a dissolved groundwater plume; and
- Chlorinated and petroleum-related VOCs volatilizing from impacted groundwater and impacting soil gas (and potentially indoor air quality).

7.6.3.2.2 Contaminant Persistence

Petroleum hydrocarbons are comprised of hundreds of organic compounds. Persistence depends on the particular fraction of petroleum, the geochemistry of the subsurface, the soil types, etc. The less-volatile fractions are generally less reactive, persist longer in the environment, and in some cases are toxic. Petroleum constituents degrade via natural biological processes.

The types of chlorinated VOCs encountered in AOC #6C (specifically in the recovery wells and well BW-01) can naturally biodegrade by sequential reductive dechlorination as follows: TCE to DCE (cis or trans 1,2-DCE or 1,1-DCE) to VC to ethene. The groundwater results suggest that biodegradation may be occurring within AOC #1 based on the lack of TCE and the presence of breakdown products including 1,1-DCA and chloroethane.

7.6.3.2.1 Contaminant Migration

The groundwater contouring completed as part of the RI work indicates that groundwater is flowing to the west or southwest (refer to Figure 7) within AOC #6C. The distribution of contamination in the soil and groundwater samples generally concurs with these flow directions. Based on the groundwater flow direction and the sampling completed, petroleum-related compounds appear to have migrated from the AOC #6C to the eastern edge of Building 14B. However, based on the minor exceedences identified in the immediate vicinity of SB-76 and the close proximity of the former 2008 IRM excavation, this distribution of impacts appears associated with impacts associated with the 2008 IRM rather than those observed in the immediate vicinity of SB-76.

7.6.4.1 AOC #6D Nature and Extent

AOC #6D was established to address data obtained from soil sample SB-77, in which several PAHs were detected in this sample above their respective Site RPSCOs. Sample SB-77 was collected from the top 4-ft. of overburden soils. Following repeated sampling and excavation expansions, it became clear that the horizontal extent of the fill material identified in AOC #6D between 0-ft. and 4-ft. bgs expanded beyond the initial planned excavation footprint. As such, field observations and data from previous Site investigations including SS-6, TP-F and the extents of the 2008 IRM excavation and the AOC #1 excavation was utilized to determine the extent of a shallow excavation (i.e., 1-ft. bgs) and the construction of an engineered soil cover system 2-ft. in thickness. This shallow excavation and soil cover system are further detailed in Section 5.7.4.

Based on the data discussed above, the nature and extent of impacts in AOC #6D appear to have been adequately defined. The residual SVOC impacts (i.e., those located below the 2-ft. thick soil cover system) will be addressed in the RAA.

7.6.4.2 AOC #6D Contaminant Fate and Transport

7.6.4.2.1 Potential Routes of Migration

Potential routes of migration identified for AOC #6D include:

- SVOCs in subsurface soil migrating and impacting the groundwater table through precipitation or contact with groundwater.

7.6.4.2.2 Contaminant Persistence

SVOCs are comprised of hundreds of organic compounds. Persistence depends on the particular fraction of petroleum, the geochemistry of the subsurface, the soil types, etc. The less-volatile fractions are generally less reactive, persist longer in the environment, and have low solubilities and thus do not typically migrate in groundwater. The site-specific SVOCs include many polyaromatic hydrocarbons (PAHs), which generally remain in solid or liquid phases and degrade naturally via biological processes.

7.6.4.2.3 Contaminant Migration

The groundwater contouring completed as part of the RI work indicates that groundwater is flowing to the southwest or west in AOC #6D (refer to Figure 7). It should be noted that SVOCs are relatively stable and thus persistent in the environment. However, due to this stability, these compounds have relatively low abilities to degrade and become biologically available. In addition, due to their adhesion to the soil matrix, SVOCs do not typically travel far via usual migration routes (i.e., water). Based on the apparent shallow impacts identified by the RI in AOC #6D, a distinctive distribution of contaminant migration does not appear evident.

7.7 AOC #7: Dust Collector/Thorium and Confirmation of IRM Confirmatory Soil Samples

7.7.1 Nature and Extent

7.7.1.1 Dust Collector/Thorium

Based on field screening results (refer to Table 9) for radioactivity and discussions with the NYSDEC and NYSDOH, radiation field readings were not identified at action levels. In addition, analysis of soil samples for Thorium^{232} and Thorium^{230} did not identify concentrations of these particles at concentrations above the appropriate Soil Screening Levels included in the USEPA's Soil Screening Guidance for Radionuclides: Technical Background Document.

7.7.1.2 Confirmation of IRM Confirmatory Soil Samples

Soil samples were collected from within and directly adjacent to the former footprint of the 2008 IRM excavation. Targeted compounds were not identified above their respective Site RPSCOs with the exception of several PAHs (SVOCs) in the sample collected from SB-77. These exceedences appear to be associated with the fill layer addressed as part of the IRM work in AOC #6D (refer to Sections 4.2, 5.7 and 6.6.4) and not associated with impacts addressed by the 2008 IRM. In addition, a Geoprobe groundwater sample collected from boring SB-76 identified petroleum impacts above Site SCGs. However, these impacts were addressed as part of the IRM work in AOC #6C (refer to Sections 4.2, 5.7 and 6.6.3).

Based on the above information, the nature and extent of AOC #7 appears to have been adequately defined. Impacts identified in AOC #7 will be addressed under other AOCs (specifically, AOC #6C and AOC #6D) in the RAA.

7.7.2 Contaminant Fate and Transport

Impacts in AOC #7 above SCGs have not been identified and thus a discussion of contaminant fate and transport from AOC #7 is not applicable.

7.8 AOC #8: Area North of Building 22

7.8.1 Nature and Extent

Concentrations of TCE and its degradation products (e.g., cis-1,2-dichloroethene, vinyl chloride, etc.) have been identified in soil and groundwater in AOC #8. The soil impacts have been relatively minor (the highest concentration in soil was 6.9 ppm TCE in SB-125, which was subsequently removed during the excavation of test pit TP-TCE-01) and no source area soil impacts have been identified. Groundwater impacts in the overburden are centered around MW-07/SB-106, SB-113 and SB-122 where the highest concentrations of TCE in groundwater have been detected (i.e., 13,000 ppb in SB-122). The overburden groundwater impacts are migrating laterally to the property line and extend off-site at least as far as SG-1 (1,600 ppb TCE) and likely beyond. Vertically, the bedrock in this area appears high competent (little weathering and an average rock quality designation of 72.5% in the top 10-ft. of rock) and appears to have significantly limited migration of VOCs vertically (TCE was detected at 17 ppb in the November 2012 sample). In addition, some low level petroleum-related VOCs were identified in overburden

groundwater samples (though not in bedrock groundwater samples) in AOC #8; however, the highest petroleum-related VOC concentration detected in AOC #8 groundwater was 52 ppb toluene in sample SB-116.

Based on field observations and data generated by the laboratory analysis of soil and groundwater samples collected from AOC #8, nature and extent of on-site impacts within this AOC appear adequately defined both horizontally and vertically. These impacts will be addressed in the RAA.

7.8.2 Contaminant Fate and Transport

7.8.2.1 Potential Routes of Migration

Potential routes of migration identified for AOC #8 include:

- Chlorinated VOCs in subsurface soil migrating and impacting the groundwater table through precipitation or contact with groundwater;
- Chlorinated and petroleum-related (i.e., slight exceedences of benzene and toluene) VOCs migrating in a dissolved groundwater plume; and
- Chlorinated and petroleum-related VOCs volatilizing from impacted groundwater and impacting soil gas (and potentially indoor air quality).

7.8.2.2 Contaminant Persistence

The types of VOCs encountered in AOC #8 can naturally biodegrade by sequential reductive dechlorination as follows: TCE to DCE (cis or trans 1,2-DCE or 1,1-DCE) to VC to ethene. Petroleum related VOCs can degrade to carbon dioxide and water. In addition, petroleum-related VOCs in the presence of CVOCs can enhance the process by providing a substrate for microorganisms. However, the groundwater results suggest that little to no biodegradation is be occurring within AOC #8 based on the high concentrations of TCE and the low concentrations of the breakdown products, especially in overburden groundwater.

7.8.2.3 Contaminant Migration

The groundwater contouring completed as part of the RI work indicates that groundwater is flowing to the west or southwest (refer to Figure 7) within AOC #8. The horizontal distribution of contamination in the soil and groundwater samples generally concurs with these flow directions. The greatest impacts appear limited to overburden groundwater; samples of bedrock groundwater collected from BW-08 indicate relatively low levels of CVOCs. For instance, the average total VOC concentration (i.e., averaging the 2010 and 2012 sampling events) identified in BW-08 is 79.5 ppb while the total VOC concentration identified in nearby overburden well MW-07 is 5,907.6 ppb. Based on the groundwater flow direction and the sampling completed, CVOCs appear to have migrated from the source areas in AOC #8 to the western property line (along Saint Paul Street) and potentially off-site beneath Saint Paul Street.

7.9 Off-Site Impacts – SG-4

7.9.1 Nature and Extent

As detailed in Section 5.7.5, elevated levels of chlorinated solvents (i.e., vinyl chloride(310 ppb), 1,1-DCE (9.1 ppb), trans-1,2-DCE (12 ppb), cis-1,2-DCE (1,400 ppb) and TCE (130 ppb)) were identified in the SP-15 groundwater sample collected from SG-4. However, SG-4 was collected in the right-of-way along Martin Street and is thus not on-site. VOCs were detected in on-site grab samples collected from borings SB-98 and SB-100, located in the vicinity of SG-4 (refer to Figures 6 and 23). However, total VOC concentrations were identified at 10.9 ppb and 123.1 ppb, levels substantially lower than those detected in SG-4 (1,864 ppb). Based on the location of the impacts in groundwater at SG-4 and the lack of impacts at the same order of magnitude on-site, these impacts to groundwater appear to be due to an off-site source and are likely the source for VOC impacts within SB-98 and SB-100. Although the off-site impacts have not been defined, the extent of on-site impacts have been defined and appear limited to the immediate vicinity of groundwater around SB-98 and SB-100.

7.9.2 Contaminant Fate and Transport

7.9.2.1 Potential Routes of Migration

Potential routes of migration identified for off-site impacts associated with SG-4 include:

- Chlorinated VOCs in groundwater migrating onto the Site and volatilizing and impacting soil gas (and potentially indoor air quality).

7.9.2.2 Contaminant Persistence

The types of VOCs encountered in the groundwater samples from SG-4 can naturally biodegrade by sequential reductive dechlorination as follows: TCE to DCE (cis or trans 1,2-DCE or 1,1-DCE) to VC to ethene. Based on the relatively high concentrations of VC and DCE in (310 ppb and 1,412 ppb, respectively) compared to TCE (130 ppb) in SG-4, biodegradation of CVOCs appears to be occurring in the vicinity of SG-4.

7.9.2.3 Contaminant Migration

Although groundwater elevation data is somewhat limited in this area of the Site, the groundwater contouring completed as part of the RI work indicates that groundwater is flowing to the west or southwest (toward the Site) in the immediate vicinity of SG-4 (refer to Figures 7A and 7B). The horizontal distribution of contamination in nearby on-site groundwater samples (i.e., SB-98 and SB-100) generally concurs with these flow directions, although it should be noted that CVOCs were detected at levels substantially lower in SB-98 and SB-100 than in off-site sample SG-4. Based on the groundwater flow direction and the sampling completed, limited CVOC impacts appear to have migrated on-site from an apparent off-site source in the vicinity of SG-4.

7.10 Site Conceptual Model

The Site Conceptual Model is focused on AOCs discussed in Sections 7.1 through 7.8 that are ongoing source areas. Specifically, the below-listed AOCs are included in the Site Conceptual Model:

- AOC #1 (TCE Impacts) - Figures 19A and 19B
- AOC #6C (VOC Impacts)/AOC#1 (NAPL/Remaining VOC Impacts) - Figures 21A and 21B
- AOC #8 (TCE Impacts) - Figures 20A and 20B

AOC #1 – TCE Impacts:

Contaminant Sources & Migration

A review of regulatory records and historical mapping during the Phase I ESA completed prior the the acceptance of the Site into the BCP program identified several potential sources of contamination in AOC #1. As depicted on Figures 3B and 19A, a former oil house and associated piping were located on the eastern (and hydraulically up-gradient) side of AOC #1. The oil house and piping are depicted on both the 1950 and 1970 Sanborn Fire Insurance Maps. Oil used in this structure may have included waste oil in which solvents were present due to historical operations at the Site. In addition, degreasing solvents may have been utilized or stored in the oil house for cleaning purposes. This historic site feature was identified as a Recognized Environmental Condition in the Phase I ESA and also identified as an Area of Concern in the RI Work Plan.

In addition, NYSDEC Spill Report #0270335 was identified associated with the Site as part of the Phase I ESA. This Spill relates to contaminated soils encountered during the removal of a 500-gallon UST. The Spill Report Form indicated that the UST may have contained solvents. Additionally, the Spill Report Form noted that the excavation was backfilled with the contaminated soils. The exact location of this former UST is not indicated in the Spill Report Form and additional documentation associated with this tank has not been identified. An interview with an owner representative indicated that the UST may have been located in the courtyard area of the Site, either in or in close proximity to AOC #1 (refer to Figures 19A and 19B).

Prior to the volunteer remodeling Bldg. 14A, the area in proximity to BW-4 and BW-5 was reportedly utilized for a loading dock. During the IRM excavation, an apparent former catch basin was encountered in this area at approximately 3-ft. below grade and extended into rock.

Based on the above documented and reported uses in this area, the following potential sources appear to be the most likely release for TCE and NAPLin this area:

- A leaking UST that reportedly containted solvents
- Waste oil with solvents that were utilized in and around the oil house
- Spill of oil and/or solvents during unloading and loading operatons at the loading docks.

One or more of these potential sources could have contributed to NAPL and TCE impacts in the subsurface. Furthermore, the catch basin set into the top couple feet of bedrock, identified during the

2008 IRM, in AOC #1 would have provided a direct conduit from the overburden into the uppermost fractured bedrock. Furthermore, this basin may have received historical wastewater or runoff from the oil house and thus may also be a source of contamination in AOC #1. These features are identified on the Conceptual Model for AOC #1 as shown on Figures 19A and 19B. Subsequent to release and migration into the bedrock, impacts could then have migrated with groundwater to the west/shoutwest under the building.

Based on the laboratory data, it appears that an elevated concentration of VOCs is present within bedrock groundwater in BW-06. The concentrations within BW-06 do not appear to be source area concentrations but rather on the edge of the groundwater plume. These impacts are downgradient from AOC #1; however, higher concentrations in this area (as opposed to directly downgradient at BW-04 could be due to preferential pathways at the Site from AOC #1 towards BW-06. Specifically a sewer lateral oriented parallel to Martin Street has been identified just south of the AOC #1 IRM excavation but just north of BW-06, as depicted on Figure 19A. This sewer was observed during the IRM excavation and was constructed of PVC; however, a 1974 MCPW 'Mile Square Map' also depicts a sewer in this location ('Bausch & Lomb Sewer') and thus, this sewer may have been a historic feature in this area and could have received wastewater flows. Although it is unknown if the current sewer is the same as that depicted on the 1974 Mile Square Map, it is likely that a previous sewer in this location could be a source for contaminants or a preferential pathway for contaminants in the bedding associated with the sewer. This is the likely mechanism for impacts in the area of BW-6.

IRM Work

The cumulative results of pre-RI and RI investigations in AOC #1 identified solvents and low-level petroleum products, primarily in bedrock groundwater. In addition, NAPL was identified in the top few feet of bedrock in BW-05 (with high concentrations of TCE). Prior to the IRM, the "worst-case" sample location in AOC #1 was BW-05, in which approximately 12.5 ppm total VOCs and 0.39-ft. of NAPL was identified in November 2010. IRM activities in late 2011 included the removal of approximately 142.26 tons of non-hazardous soil and 185.05 tons of non-hazardous bedrock. The various depths of bedrock removal are depicted on Figure 8. During the IRM excavation, NAPL was observed to be located primarily in the top 3-ft. of rock, which was observed to be weathered. As part of the IRM activities, NAPL and a significant quantity of excavation water were also removed from the Site.

Current Conditions

Post- and pre-IRM total VOC in groundwater isopleth mapping in AOC #1 are included as Figures 18A and 18B, respectively. Isopleth mapping of soil data was not completed due to the generally sporadic nature of the soil detections at the Site and associated poor translation into isopleth models. Although it should be noted that the pre-IRM groundwater isopleths are based on a limited number of sampling points and likely dramatically overestimate the area of the pre-IRM groundwater plume. Specifically, the lack of data points BW-11 and BW-12 in the pre-IRM data (these wells were installed after the IRM) significantly limits the accuracy of the pre-IRM modeling.

Post-IRM groundwater sampling at the Site has indicated generally decreasing VOC concentrations in groundwater, with the exception of the area immediately surrounding BW-06 (refer to Figure 18A). A hydraulic connectivity test completed in August 2013 indicated that BW-06 is hydraulically connected to the BW-05/IRM excavation area. However, total VOC concentrations in BW-06 appear generally unchanged since prior to the IRM excavation (i.e., up to 9.7 ppm) although these concentrations are substantially lower than those previously detected from within the IRM excavation. Subsequent to the hydraulic connectivity test, NAPL was observed in BW-05 (up to 2-mm) for the first time since prior to the IRM. As previously noted, NAPL appears to have been pulled into BW-05 during pumping in the immediate vicinity of this well during the connectivity test. The volume of NAPL appears limited based on the excavation of bedrock and well installed in proximity to the IRM excavation. The Conceptual Model figure 19B illustrates the estimated limits of NAPL; however, it should be noted that this Model is an oversimplification of the actual subsurface conditions and NAPL is likely trapped within fractures and only a limited amount is present. Although the volume of NAPL in proximity to BW-5 is limited, it likely represents a secondary source of impacts which may be the cause for the rebound identified in BW-05. However, it should be noted that the post-IRM sampling indicates significantly less VOC concentrations than pre-IRM concentrations.

Impacts to bedrock and bedrock groundwater represent a highly complex situation and regardless of any residual NAPL, back diffusion of impact from the bedrock matrix will likely be the limiting factor in any remedial situation. As previously discussed, back diffusion can occur if high concentrations of contaminants are released in areas of low porosity within the substrate over a long period of time. The contaminants will diffuse into the rock matrix and represent an on-going source of impacts and it may take just as long or longer for the contaminants in the low-porosity areas to diffuse out of the rock matrix as it took for them to accumulate in the rock matrix. As contaminant concentrations in groundwater surrounding these areas of low porosity decrease over time due to natural attenuation or active remediation, diffusion of contaminants will slowly release into the relatively "clean" groundwater.

AOC #6C – General Site Evaluation (Remaining Contamination):

Contaminant Sources & Migration

A review of regulatory records and historical mapping during the Phase I ESA completed prior to the acceptance of the Site into the BCP program identified several potential sources of contamination in this area. As depicted on Figures 3B a factory building and numerous gas tanks are illustrated on the Sanborn map. In addition, the oil house (previously discussed) is also in close proximity.

These features appear to be the most likely sources of NAPL and petroleum related VOCs in soil identified in this area. Based on the above documented uses in this area, the 2008 IRM and RI work, the following potential sources appear to be the most likely release for Petroleum related VOCs and NAPLin this area:

- Leaking USTs with gasoline
- Oil utilized in and around the factory building, car house, and/or oil house

Petroleum related VOC impacts appear to have been associated with shallow releases and impacted soils above the water table and potentially migrated with groundwater but to a limited extent (i.e., lack of significant petroleum related VOCs in monitoring wells). However, NAPL appears to be assocated with heavier oils (motor/lube) and appears to have migrated from the release point (potentially subsurface release) and into the uppermost bedrock. As noted in the IRM work some free product was observed in soils above the bedrock in proximity to an electric line bisecting the 2008 IRM excavation; however, this area was open for some time and a majority of NAPL was likely removed, but some residual may also be present. However, oil is noted within the bedrock and this is evident in BW-01 which is a bedrock well with a rock socket set 2-ft. into bedrock. The migration of motor/lube oil into the bedrock is likely due to the water table fluctuating above and below the bedrock seasonally and 'dragging' oil into the uppermost bedrock. The oil then is trapped within the rock fractures and periodically released based on fluctuating water table and precipitation. The NAPL does not appear to have migrated any appreciable distance based on the numerous wells within this area lacking NAPL. This is illustrated in Figure 21B. However, it should be noted that the figure provides an oversimplification of subsurface conditions and NAPL is likely trapped within fractures and only a limited amount is present.

IRM Work

Prior to the acceptance of the Site in the BCP an IRM was completed in 2008 which included the excavation and removal of approximately 1,650 cubic yards of petroleum impacted soil from three excavations and one undocumented "orphan" UST. Removal of free product (approximately 300-gallons) from the Southern Remedial Excavation provided additional removal of the source of petroleum impacts in this area at the Site. The locations of these IRM excavations, confirmatory sample locations and residual impacts are included on Figure 3B. Confirmation samples collected in proximity to the electric utility that bisects the 2008 IRM identified petroleum related VOCs in soil that was left in-place beneath this utility. These impacts are also depicted on Figure 21B.

In addition, as part of the AOC #6C IRM in 2012 an area in which petroleum-impacted groundwater had previously been identified in a soil boring was excavated. Based on the soil boring study, these impacts appear isolated in SB-76; however, during the test pitting study a 24-in. diameter utility line was encountered in which petroleum impacts were observed in the gravel bedding. This line appears to run from Building 14B to the northeast, intersecting the 2008 IRM excavation (refer to Figures 10C and 21A). As such, the limited impacts in SB-76/AOC #6C test pit appear to be the result of the utility's gravel bedding conveying impacts from the impacted area addressed by the 2008 IRM. As previously noted in Section 4.2, impacted soil encountered in the AOC #6C test pit was excavated and removed from the Site with the exception of limited residual impacts which could not be removed because they are located immediately below the utility line. These impacts are located between approximately 9-ft. and 11-ft. bgs in this area. During backfill of this test pit, ORC-A was placed in this excavation to assist with treatment of residual impacts.

Current Conditions

NAPL impacts appear to be limited and sporadic. NAPL has not migrated any appreciable distance and is only occasionally identified in select monitoring wells. Petroleum related VOCs in soil were left in-place and are limited in extent and well defined. Post IRM groundwater monitoring of wells in direct proximity to petroleum VOCs left in-place in soil have not detected concentrations of petroleum VOCs of concern. While these areas do represent sources of impacts, these areas appear to be stable and limited to the Site.

AOC #8 – Area North of Building 22:

Contaminant Sources & Migration

As of the date of this report, there are no documented activities (e.g., manufacturing, storage, etc) that explain a source of contaminants for the area north of Building 22. This area historically was utilized for residential purposes prior to the Site being redeveloped for manufacturing; however, available mapping indicates this area was utilized as parking. However, during test pitting activities in this area an apparent former vertical standpipe and apparent stone walls (potentially historical basement walls) were identified in TP-TCE-01. The approximate locations of these features are included on Figures 20A and 20B. Based on this information, the following appear to be the most likely source for the VOCs in AOC #8:

- Wastewater discharges to the apparent former floor drain/dry well
- long term poor housekeeping/disposal practices and/or storage of solvents (e.g., in drums) in this area of the Site.

It should be noted that the apparent source area and the vertical standpipe/potential dry well are located in the same area and thus appear associated. This would also explain why impacts have only been found at depth and not above the water table. Subsequent to release the impacts appear to have migrated with groundwater flow. The RI work identified chlorinated solvents (specifically TCE and its breakdown products) at elevated levels in soil and groundwater in the area partially under the northern portion of Building 22 and immediately north of Building 22. Figure 18C includes total VOC isopleths mapping in AOC #8. As shown, VOC impacts to groundwater extend off-site at least as far as SG-1. The impacts appear limited in the vertical direction and have not penetrated bedrock at appreciable levels (although above the Groundwater Standards, but only marginally).

8.0 Qualitative Exposure Assessment

The qualitative exposure assessment has been completed in accordance with DER-10 Appendix 3B (NYSDOH Qualitative Human Health Exposure Assessment). The qualitative exposure assessment is presented as on-site exposures and off-site exposures and is based on data obtained as part of the RI work and the previous investigation work completed at the Site. [*Note: As indicated in the RI Work Plan, a Fish and Wildlife Exposure Assessment was not completed due to the absence of fish and/or wildlife resources on or adjacent to the Site.*]

8.1 On-Site Exposure Assessment

Potential Exposure Pathways

Exposure pathways have been evaluated as five elements:

1. Contaminant Source – As previously discussed, there are several source areas at the Site, which vary by AOC.

2. Contaminant Release and Transport Mechanisms – The relatively localized areas of contamination appear associated with previous Site operations in specific source areas (e.g., AOC #1, AOC #2 and AOC #8) and likely poor housekeeping practices and stressed infrastructure (i.e., floor drains and piping) for the other relatively minor and isolated AOCs (e.g., AOC #3, AOC #4, AOC #5 and AOC #6). Specifically, contaminants of concern are characterized by AOC below:

    - VOCs: AOC #1, AOC #2, AOC #3 AOC #6C and AOC #8;
    - SVOCs, Metals, Pesticides and/or PCBS: AOC #3, AOC #4, AOC #5, AOC #6B and AOC #6D.

3. Point of Exposure – The areas of contamination are located beneath the building, asphalt pavement, or a soil cover. In addition, groundwater in the area is not used as a source of drinking water. As such, the contamination is not directly accessible to the public and points of exposure are limited. Exposures via direct contact and/or ingestion of soil and groundwater are not a significant concern at this time (based on the IRM work). Direct contact and/or ingestion of soil and groundwater would only be significant concerns if unmanaged subsurface excavations were to occur at the Site (see below); however, an annually-updated interim SMP is currently in place at the Site and a permanent SMP will likely be included as part of the selected remedy. Inhalation as a point of exposure would be due to vapor intrusion from the sub-slab soil gas. However, indoor air sampling has been completed within Building 14B since 2008 to monitor indoor air quality with data submitted to the NYSDEC, NYSDOH and Rochester City School District representatives for review. Data collected subsequent to the installation and operation of SSDS in Building 14B show only low-level concentrations and infrequent changes in indoor air concentrations in 14B. However, according to the NYSDOH October 2006 Soil Vapor/Indoor Air Matrices, sub-slab and indoor air data collected from Building 14A, 16 and 22 indicated "reasonable and practical actions [should be taken] to identify source(s) and reduce exposures." However, the indoor air testing appears to indicate potential indoor air sources which identified higher concentrations of PCE and TCE in select indoor air samples compared to sub-slab soil vapor. As such, tenant operations are the likely source (numerous paints, solvents and unknown containers were observed).

4. Route of Exposure – Since the only potential point of exposure is vapor intrusion, the route of exposure would be inhalation of the VOCs. However, this pathway does not appear to be completed base don the soil vapor intrusion testing completed as part of the RI. In the event of on-site development, other routes of exposure could also be realized and would include direct contact and/or inhalation during any excavations.

5. Receptor Population – As mentioned in Section 1.1, Building 14B is currently utilized by the Rochester City School District for administrative office space on the first floor and the upper floors are utilized as "swing space" for City schools under construction. In addition, it should be noted that indoor air quality is being monitored within Building 14B with data submitted to the NYSDEC, NYSDOH and Rochester City School District representatives for review. The other Site buildings are either vacant or partially occupied by tenants including a machine shop on the second floor of Building 14A, a parts assembly shop on the first floor of Building 14A, GVRE offices on the first and second floors of Building 14A and storage and scene construction (for Geva Theatre) in Building 22.

Based on the above, a completed on-site exposure pathway does not exist for SVOCs, metals, pesticides and PCBs for the current or planned use of the Site as long as any subsurface disturbances are properly managed. Measures to protect site workers and the public are in place through the interim SMP.

Based on the indoor air quality data collected from Building 14B, VOCs in sub-slab vapors are being mitigated and routine testing indicates values are generally below NYSDOH Guidance Values for Building 14B.

A completed exposure pathway was not apparent in for Buildings 14A, 16 and 22 based on the soil vapor intrusion; however, apparent indoor air sources are present due to tenant operations. The lowest levels of those buildings are currently vacant or being utilized for light industrial purposes (e.g., a machine shop).

8.2 Off-Site Exposure Assessment

Potential Exposure Pathways

Exposure pathways have been evaluated as five elements:

1. Contaminant Source – As previously discussed, there are several source areas at the Site, which vary by AOC.

2. Contaminant Release and Transport Mechanisms – The relatively localized areas of contamination appear associated with previous Site operations in specific source areas (e.g., AOC #1, AOC #2, AOC #6C and AOC #8) and likely poor housekeeping practices and stressed infrastructure (i.e., floor drains and piping) for the other relatively minor and isolated AOCs (e.g., AOC #3, AOC #4, AOC #5 and AOC #6A, #6B and #6D). It should be noted that a number of underground structures (e.g., pipe chases, floor drains, etc.) exist beneath the Site buildings and have the potential to act as migration pathways. Figure 14 depicts the locations of known underground structures within the footprint of the Site buildings and in proximity to the Site.

   Contamination from AOC #1 and AOC #8 appears to have leached into the groundwater and migrated with groundwater to the west. Groundwater samples collected within the right-of-way along the eastern side of Saint Paul Street in both AOCs have identified groundwater contamination at concentrations greater than NYSDEC Part 703 groundwater standards. In addition, documentation samples collected along the eastern property line from the eastern edge of the AOC #2 IRM excavation have identified soil contamination at concentrations greater than Part 375 Restricted Residential SCOs.

Furthermore, a standing water sample from the Tunnel that extends from the Site and beneath St. Paul Street detected metals (specifcially antimony, cadmium, iron, lead, magnesium and sodium) and PCBs above the Part 703 Groundwater Standards. The tunnel is partially located on the Site but extends to the west off-site and beneath St. Paul Street. The standing water is located in the lower portions of the tunnel and off-site. The source of the water within the tunnel is unknown and may be infiltrating groundwater, surface water or another source. The high concentrations of calcium, potassium and sodium could be indicative of surface water runoff from road salt, which would indicate the water (or at least a portion of it) is from within the right-of-way.

3. Point of Exposure – The off-site areas of contamination are limited to the saturated zone and are approximately 8 ft. to 10 ft. below the ground surface. Groundwater in the area is not used as a source of drinking water. As such, the contamination is not directly accessible to the public and points of exposure are limited. Exposures via direct contact and/or ingestion of soil and groundwater are only a concern in the event of subsurface construction work in this area. However, one exception to this is the tunnel area which is not accessible to the public but to building occupants in 690 St. Paul Street. A second potential point of exposure would be vapor intrusion from the sub-slab soil gas. The soil gas sample collected from AOC #8 (SG-1) identified TCE and cis-1,2-dichloroethene at concentrations several orders of magnitude above the concentration detected in the outdoor air sample and/or the laboratory MDL. Based on current data there may be a potential for an off-site point of exposure. However, on-site sampling of sub-slab soil vapor and indoor air did not identify significant concentrations of VOCs accumulating beneath the buildings which were collected closer to the source areas. As such, the elevated soil gas readings may be due to impacts within the right of way or shallow impacts in the right of way. Based on the lack of sub-slab soil vapor impacts at significantly elevated concentrations in proximity to the source areas and an additional approximate 60 ft. from the Site to the property across the street, it is anticipated (but not known) that impacts will not be present from the Site at concentrations of concern.

4. Route of Exposure – The apparent routes of exposure are inhalation of VOCs due to vapor intrusion or direct contact of standing water within the Tunnel. However, in the event of nearby development, the route of exposure could also be direct contact and/or inhalation during any excavations.

5. Receptor Population – Based on the groundwater flow direction and the documented locations of contamination the potential receptor population for soil vapor intrusion would be occupants of the property to the west (691 Saint Paul Street). The concentrations of soil gas beneath this adjacent building have not been quantified. The Receptor Population for standing water within the tunnel would be the occupants of 690 St. Paul Street that utilize Building 14A; however, this area is not part of any tenant space.

Data was not obtained as part of this RI to determine if a completed off-site exposure pathway is present. However, since the party conducting the work is a Volunteer, additional work is the responsibility of the responsible party and/or NYSDEC.

9.0 Remedial Investigation Conclusions

9.1 Remedial Investigation Summary

The BCP RI fieldwork included advancing approximately one-hundred and twenty-five (125) soil borings, excavating six (6) test pits and installing fifteen (15) overburden groundwater monitoring wells (including three (3) that were destroyed during IRM activities and four (4) recovery wells) and thirteen bedrock wells (including four (4) bedrock-overburden interface wells) at the Site. Groundwater sampling was conducted in several rounds, although only two rounds included sampling of all accessible wells at the Site. (These rounds were conducted in Fall of 2010 and Fall of 2012/January 2013. To evaluate conditions at the Site, the following soil, standing water and groundwater samples were submitted for laboratory testing:

Sampled Media	Sample Quantities
Surface Soils	11
Test Pit Soils	7
Test Boring Soils	107
Geoprobe Groundwater	60
Monitoring Well Groundwater	47
Soil Gas	6
Standing Water	4

All samples were submitted for analysis of a combination of the following parameters:

- USEPA TCL VOCs and 30 TICs
- USEPA TCL SVOCs and 30 TICs
- PCBs
- Pesticides
- TAL Metals
- Thorium

9.2 Interim Remedial Measures Summary

Three (3) Interim Remedial Measures (IRM) have been implemented at the Site:

(1) IRM: NYSDEC Spill #0890771 completed in 2008 (prior to acceptance of the Site into the BCP);
(2) IRM: AOC #1 (Former Oil House) and,
(3) IRM: AOC #2 (Former Foundry Building) and AOC #6 (General Site/Miscellaneous Areas)

In total, these IRMs included the excavation and removal from the Site of approximately 3,500 tons of non-hazardous soil, 185 tons of non-hazardous bedrock and one (1) orphan UST. In addition, a total of approximately 60,700-gallons of non-hazardous water was generated as part of the IRMs and removed from the Site. Hazardous water was not generated during the IRMs.

Soils from AOC #1 were disposed of at the High Acres Landfill in Perinton, New York. Bedrock from AOC #1 was disposed of at the Modern Landfill in Model City, New York. Soils from AOCs #2 and #6 were disposed of at the Mill Seat Landfill in Bergen, New York. Soils from the 2008 IRM excavation were used to constructed a biocell on a nearby property located at the foot of Suntru Street. Details associated with this biocell are including the IRM Report for NYSDEC Spill #0890771, previously submitted under separate cover.

9.3 Nature and Extent of Contamination Remaining at the Site

The cumulative investigative work performed during the pre-BCP investigations and RI have identified seven (7) areas of concern (and associated sub-areas) remaining at the Site that warrant further consideration (e.g., on-site management, monitoring, and/or active remediation). These areas will be further addressed in the RAA and are listed below:

- AOC #1 – Former Oil House (including LNAPL in wells in proximity to AOC #1)
- AOC #2 – Former Foundry Building
- AOC #3 – Former Agitator Building
- AOC #4 – 125,000-Gallon Reservoir
- AOC #5 – Manufactured Building Spaces
- AOC #6 – General Site Evaluation and Gaps in AOCs (includes area of remaining contamination from 2008 IRM)
- AOC #8 – Area North of Building 22

It should be noted that AOCs #3, #4, #5, #6B and #6D appear to be related to fill materials and/or relatively minor and discrete impacts. As such, these areas may be evaluated in the RAA in the context of site-wide management.

10.0 Citizen Participation Activities

As part of the BCP Agreement enacted for the Site, actions are required to be taken to ensure continued Citizen Participation and education. The Citizen Participation Plan completed for the Site indicates that subsequent the submission of the RI Report, a fact sheet will be prepared/mailed to the brownfield site contact list. It is understood that the fact sheet will be provided by the NYSDEC.

FIGURES

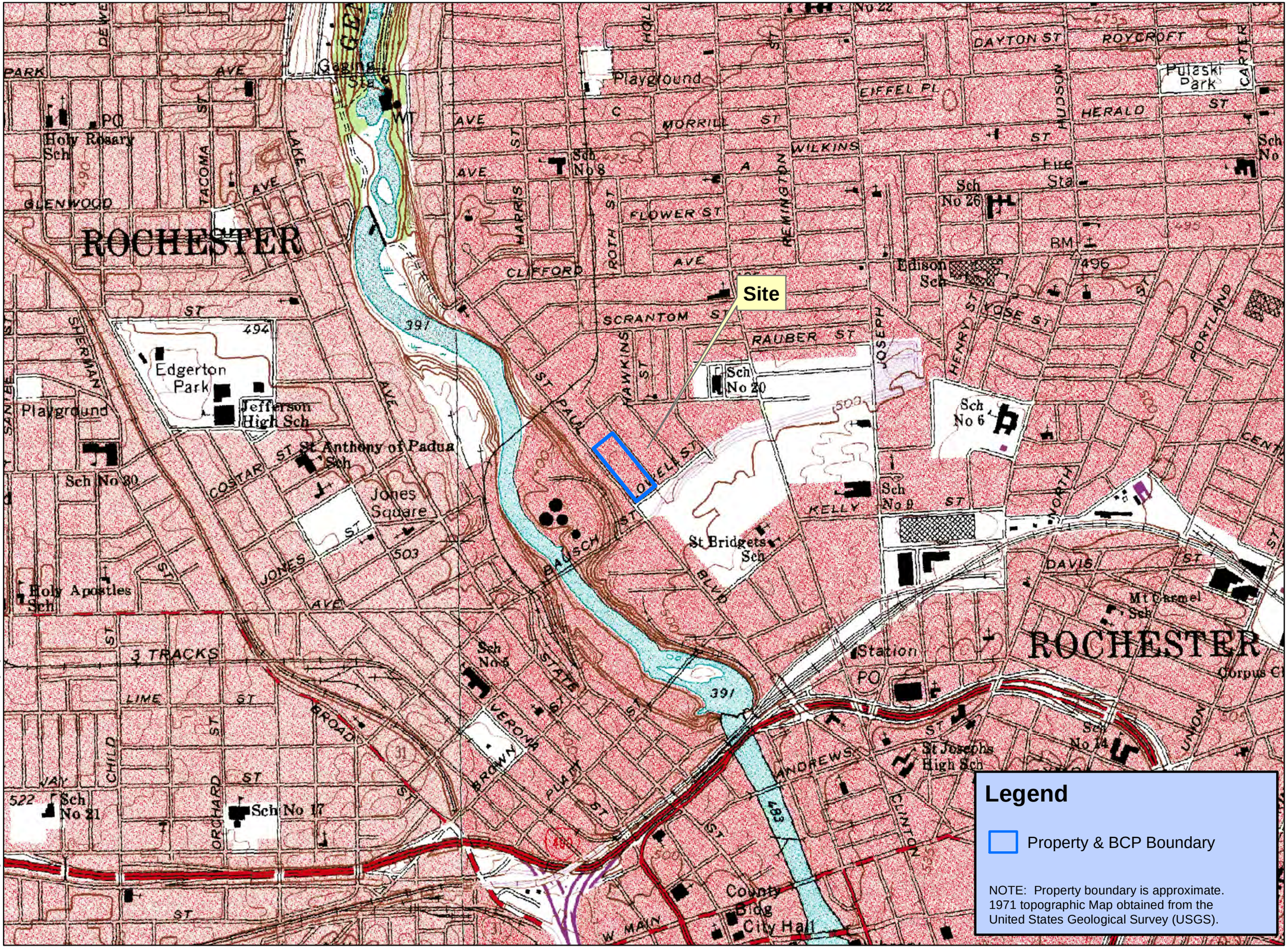

Legend

Property & BCP Boundary

NOTE: Property boundary is approximate.
1971 topographic Map obtained from the United States Geological Survey (USGS).

250 0 1,000

1 inch = 1,000 feet

LABELLA Associates, P.C.
300 STATE STREET
ROCHESTER, NY 14614
P: (585) 454-6110
F: (585)454-3066
www.labellapc.com
COPYRIGHT 2023

SITE LOCATION MAP

REMEDIAL INVESTIGATION REPORT:

BROWNFIELD CLEANUP PROGRAM

690 SAINT PAUL STREET
ROCHESTER, NEW YORK

VOLUNTEER:
GENESEE VALLEY REAL ESTATE COMPANY

209280

FIGURE 1

I:\Barzotti Woodworking, Inc\213211 - 1445 Jefferson Rd, Phase II, ESA\Drawings\Figure2.mxd

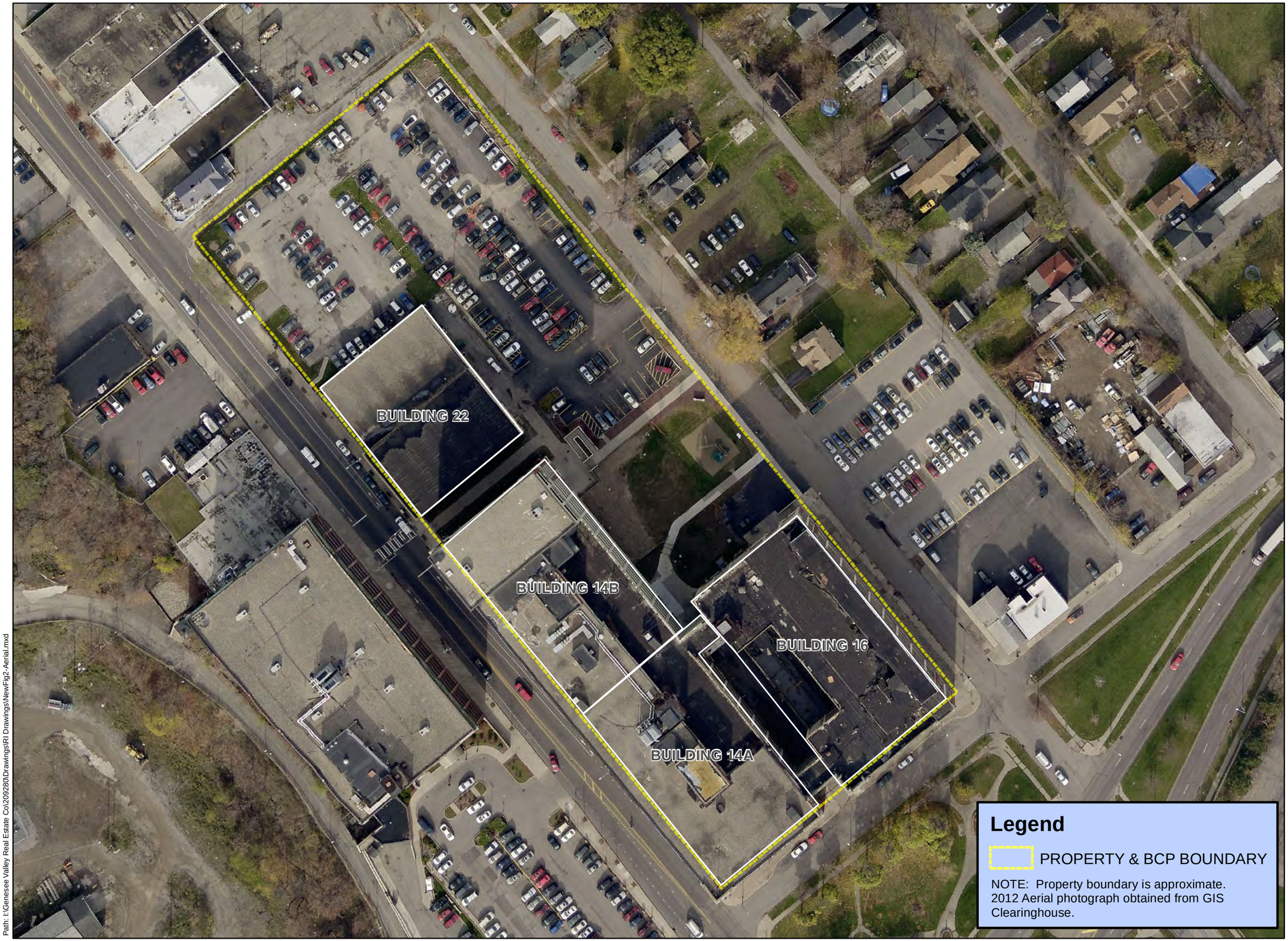

Legend

PROPERTY & BCP BOUNDARY

NOTE: Property boundary is approximate.
2012 Aerial photograph obtained from GIS Clearinghouse.

Path: I:\Genesee Valley Real Estate Co\209280\Drawings\RI Drawings\NewFig2-Aerial.mxd

LABELLA Associates, D.P.C.

300 STATE STREET
ROCHESTER, NY 14614
P: (585) 454-6110
F: (585)454-3066
www.labellapc.com
COPYRIGHT 2013

SITE LOCATION MAP

REMEDIAL INVESTIGATION REPORT

BROWNFIELD CLEANUP PROGRAM

690 SAINT PAUL STREET
ROCHESTER, NEW YORK

VOLUNTEER:
GENESEE VALLEY
REAL ESTATE COMPANY

N W E S

0 25 50 100 Feet

1 inch = 80 feet
Intended to Print on 11"x17"

209280

FIGURE 2

MARTIN STREET

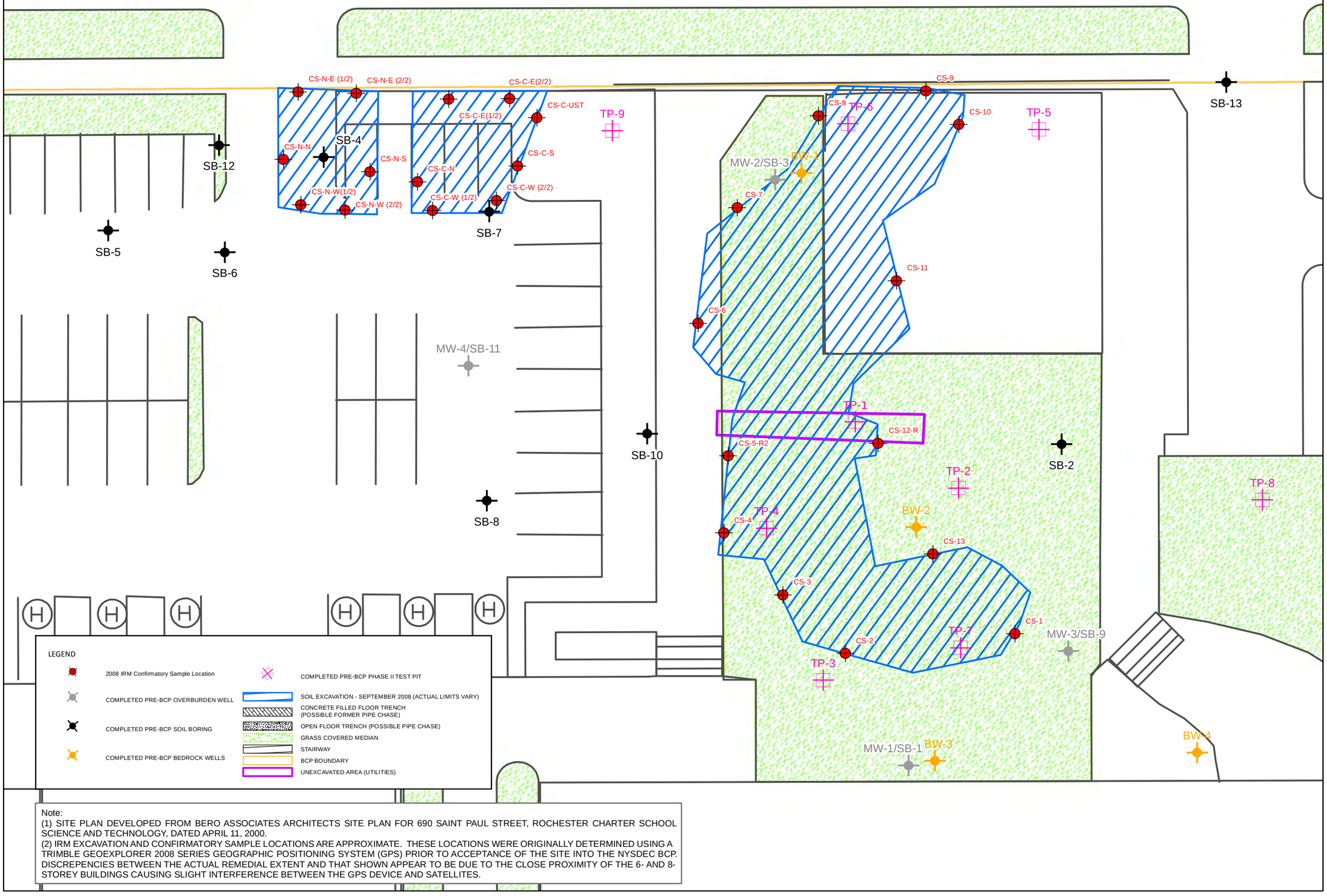

Note:
(1) SITE PLAN DEVELOPED FROM BERO ASSOCIATES ARCHITECTS SITE PLAN FOR 690 SAINT PAUL STREET, ROCHESTER CHARTER SCHOOL SCIENCE AND TECHNOLOGY, DATED APRIL 11, 2000.
(2) IRM EXCAVATION AND CONFIRMATORY SAMPLE LOCATIONS ARE APPROXIMATE. THESE LOCATIONS WERE ORIGINALLY DETERMINED USING A TRIMBLE GEOEXPLORER 2008 SERIES GEOGRAPHIC POSITIONING SYSTEM (GPS) PRIOR TO ACCEPTANCE OF THE SITE INTO THE NYSDEC BCP. DISCREPENCIES BETWEEN THE ACTUAL REMEDIAL EXTENT AND THAT SHOWN APPEAR TO BE DUE TO THE CLOSE PROXIMITY OF THE 6- AND 8-STOREY BUILDINGS CAUSING SLIGHT INTERFERENCE BETWEEN THE GPS DEVICE AND SATELLITES.

Path: I:\Genesee Valley Real Estate Co\209280\Drawings\RI Drawings\New Fig 3a- Prev Investigations.mxd

LABELLA Associates, D.P.C.
300 STATE STREET
ROCHESTER, NY 14614
P: (585) 454-6110
F: (585)454-3066
www.labellapc.com

COPYRIGHT 2003

Phase II ESA and Previous IRM Site Features

REMEDIAL INVESTIGATION REPORT

BROWNFIELD CLEANUP PROGRAM

690 SAINT PAUL STREET
ROCHESTER, NEW YORK

VOLUNTEER:
GENESEE VALLEY
REAL ESTATE COMPANY

N E W S

0 5 10 20 30 Feet

1 inch = 20 feet

Figure Intended to Print as 11"x17"

209280

FIGURE 3A

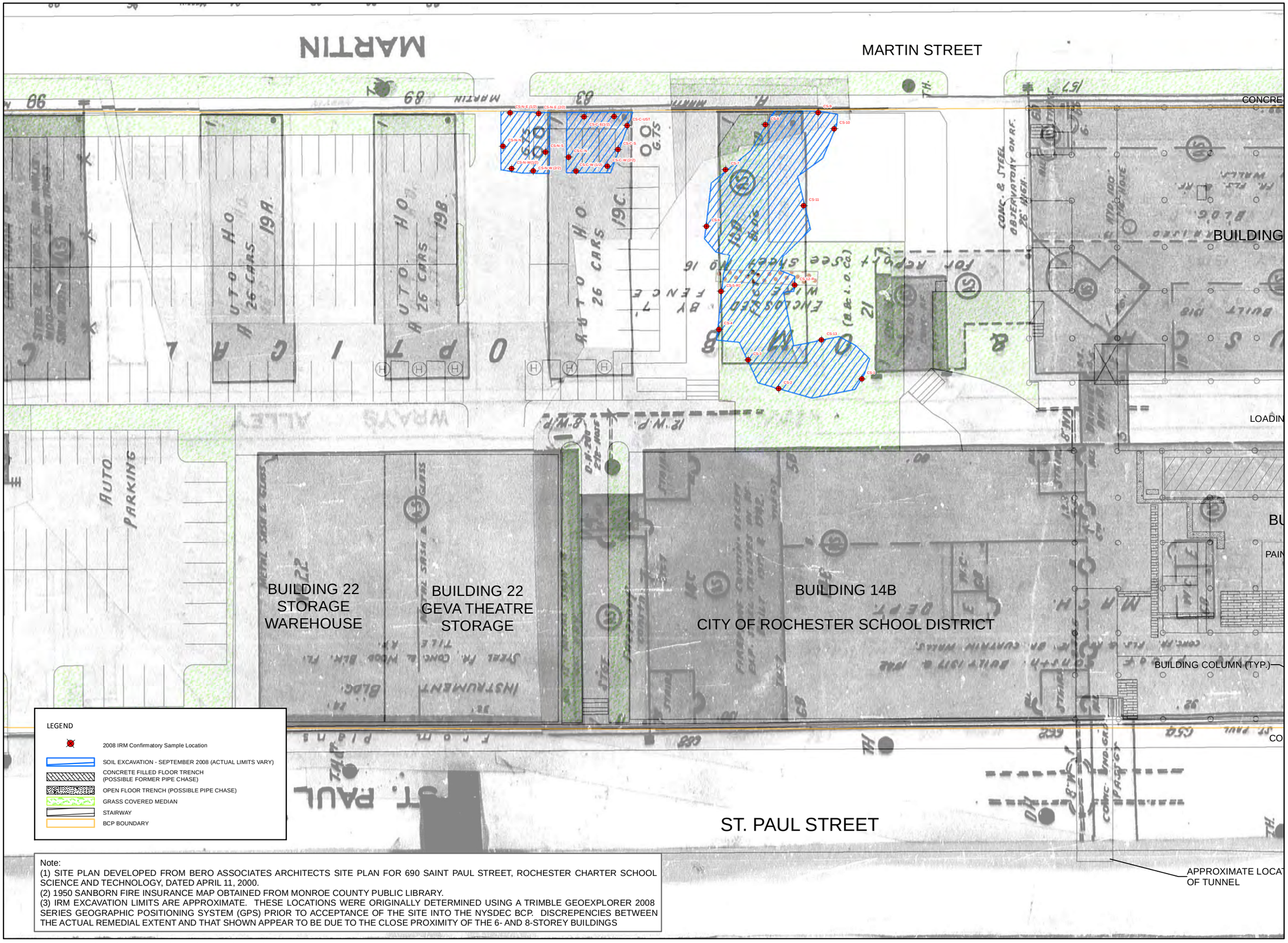

Note:
(1) SITE PLAN DEVELOPED FROM BERO ASSOCIATES ARCHITECTS SITE PLAN FOR 690 SAINT PAUL STREET, ROCHESTER CHARTER SCHOOL SCIENCE AND TECHNOLOGY, DATED APRIL 11, 2000.
(2) 1950 SANBORN FIRE INSURANCE MAP OBTAINED FROM MONROE COUNTY PUBLIC LIBRARY.
(3) IRM EXCAVATION LIMITS ARE APPROXIMATE. THESE LOCATIONS WERE ORIGINALLY DETERMINED USING A TRIMBLE GEOEXPLORER 2008 SERIES GEOGRAPHIC POSITIONING SYSTEM (GPS) PRIOR TO ACCEPTANCE OF THE SITE INTO THE NYSDEC BCP. DISCREPENCIES BETWEEN THE ACTUAL REMEDIAL EXTENT AND THAT SHOWN APPEAR TO BE DUE TO THE CLOSE PROXIMITY OF THE 6- AND 8-STOREY BUILDINGS

Path: I:\Genesee Valley Real Estate Co\209280\Drawings\RI Drawings\New Fig 3b- 2008IRM&Sanborn.mxd

LABELLA Associates, D.P.C.
300 STATE STREET
ROCHESTER, NY 14614
P: (585) 454-6110
F: (585)454-3066
www.labellapc.com
COPYRIGHT 2015

2008 IRM Excavation and 1950 Sanborn Fire Insurance Map

REMEDIAL INVESTIGATION REPORT

BROWNFIELD CLEANUP PROGRAM

690 SAINT PAUL STREET
ROCHESTER, NEW YORK

VOLUNTEER:
GENESEE VALLEY
REAL ESTATE COMPANY

N E W S

0 15 30 60 Feet

1 inch = 40 feet

Figure Intended to Print as 11"x17"

209280

FIGURE 3B

LEGEND

BCP BOUNDARY

Note:
(1) SITE PLAN DEVELOPED FROM BERO ASSOCIATES ARCHITECTS SITE PLAN FOR 690 SAINT PAUL STREET, ROCHESTER CHARTER SCHOOL SCIENCE AND TECHNOLOGY, DATED APRIL 11, 2000.
(2) GEOPHYSICAL SURVEY PROVIDED BY AMEC GEOMATRIX, INC. AND COMPLETED VIA EM-61 EQUIPMENT BETWEEN AUGUST 31 AND SEPTEMBER 25, 2009.

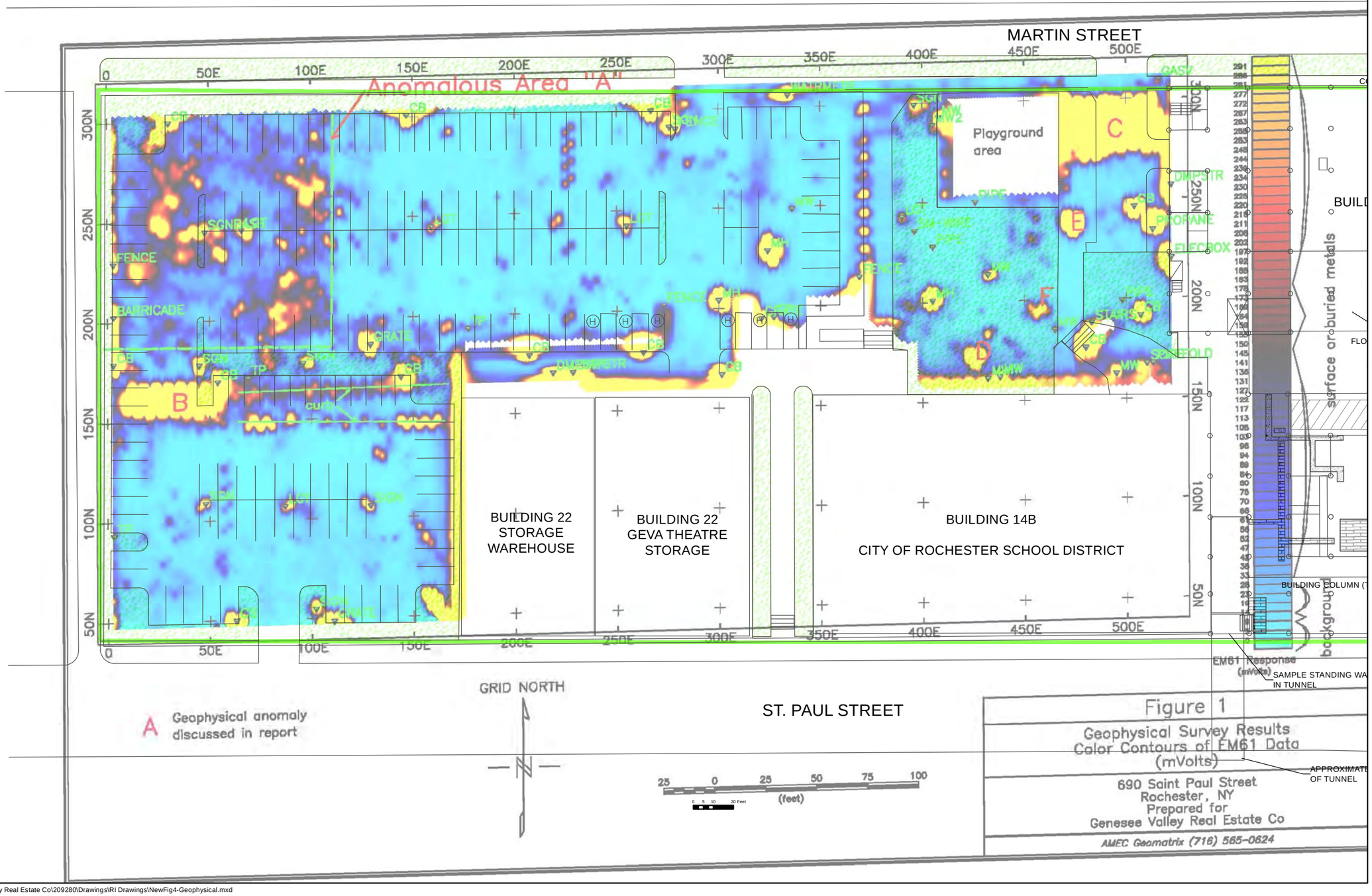

Figure 1
Geophysical Survey Results
Color Contours of EM61 Data
(mVolts)
690 Saint Paul Street
Rochester, NY
Prepared for
Genesee Valley Real Estate Co
AMEC Geomatrix (716) 565-0624

LABELLA Associates, D.P.C.
300 STATE STREET
ROCHESTER, NY 14614
P: (585) 454-6110
F: (585)454-3066
www.labellapc.com

COPYRIGHT 2023

SITE PLAN WITH GEOPHYSICAL SURVEY

REMEDIAL INVESTIGATION REPORT

BROWNFIELD CLEANUP PROGRAM

690 SAINT PAUL STREET
ROCHESTER, NEW YORK

VOLUNTEER:
GENESEE VALLEY
REAL ESTATE COMPANY

0 25 50 Feet

1 inch = 50 feet

Intended to Print on 11"x17"

209280

FIGURE 4

Path: I:\Genesee Valley Real Estate Co\209280\Drawings\RI Drawings\NewFig4-Geophysical.mxd

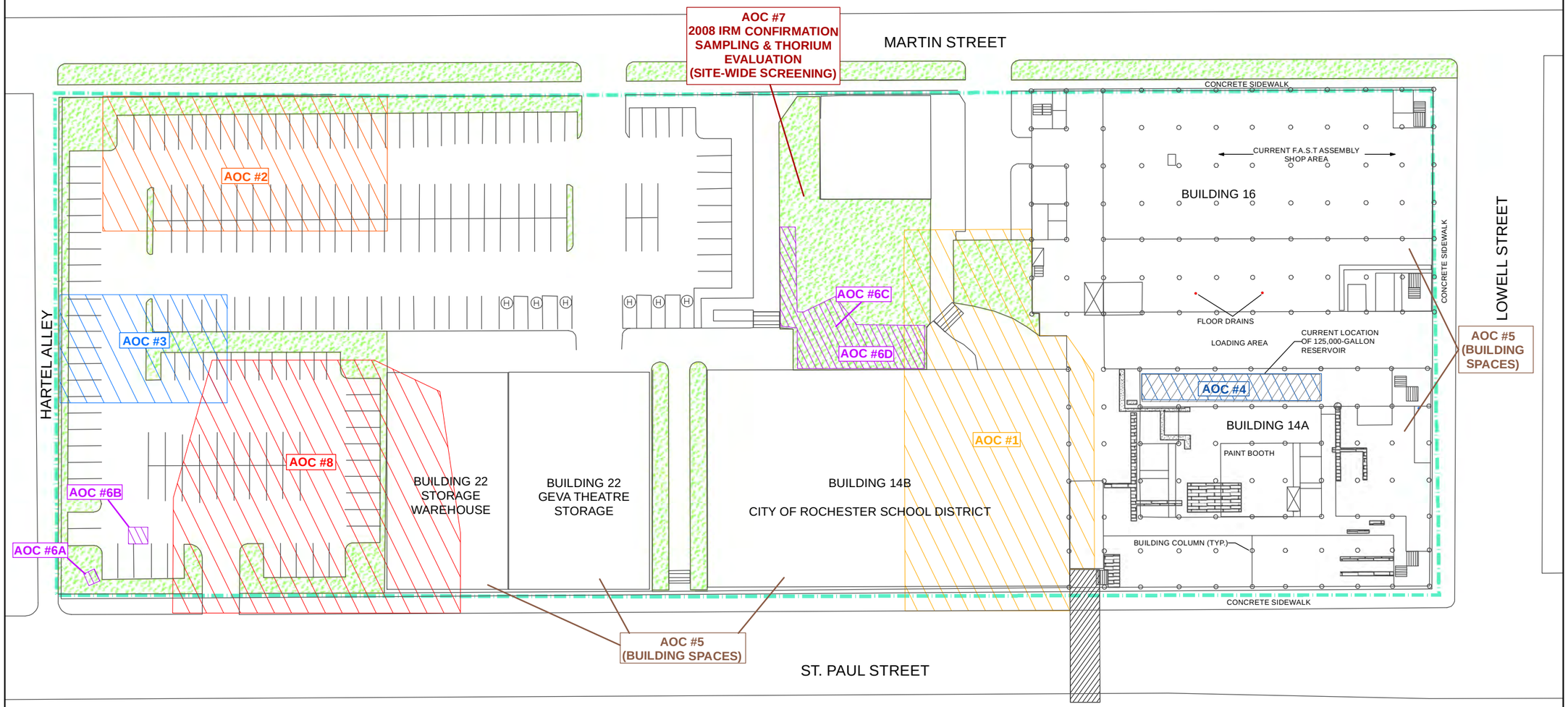

LEGEND

- CONCRETE FILLED FLOOR TRENCH (POSSIBLE FORMER PIPE CHASE)
- OPEN FLOOR TRENCH (POSSIBLE PIPE CHASE)
- GRASS COVERED MEDIAN
- STAIRWAY
- BCP BOUNDARY

Note:

Areas of Concern:

AOC #1: Former Oil House
AOC #2: Former Foundry Building
AOC #3: Former Agitator Building
AOC #4: 125,000-gallon Reservoir
AOC #5: Manufacturing Building Spaces
AOC #6: General Site Evaluation/Miscellaneous Areas
AOC #7: Dust Collector/Thorium and Confirmation of IRM Confirmatory Soil Samples
AOC #8: Area North of Building 22

LABELLA Associates, D.P.C.
300 STATE STREET
ROCHESTER, NY 14614
P: (585) 454-6110
F: (585) 454-3066
www.labellapc.com
COPYRIGHT 2003

Area of Concern (AOC) Locations

REMEDIAL INVESTIGATION REPORT

BROWNFIELD CLEANUP PROGRAM

690 SAINT PAUL STREET
ROCHESTER, NEW YORK

VOLUNTEER:
GENESEE VALLEY
REAL ESTATE COMPANY

N E W S

0 60

1 inch = 60 feet

Figure Intended to Print as 11" x 17"

209280

FIGURE 5

Path: I:\Genesee Valley Real Estate Co\209280\Drawings\RI Drawings\Newfig5OldFig. 2 AOC Locs.mxd

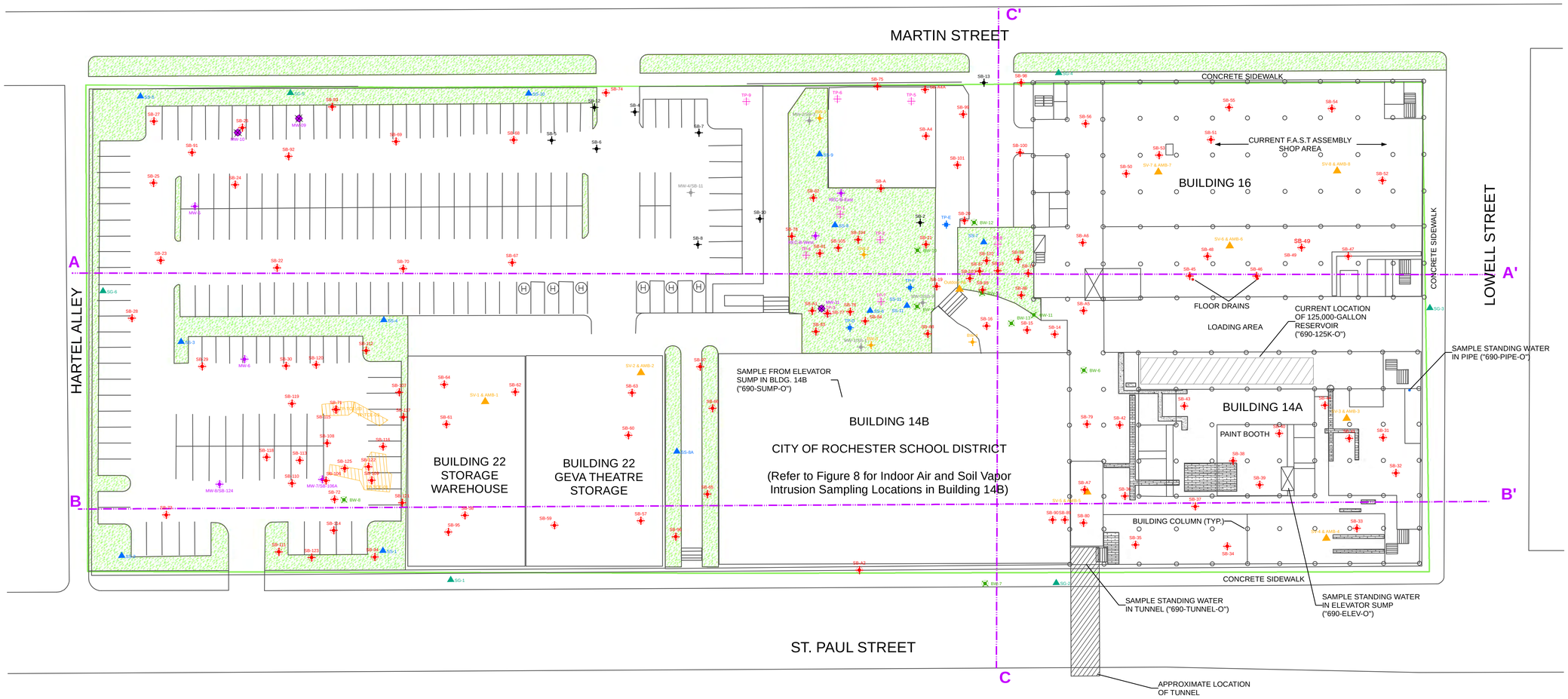

LEGEND

- NEW OVERBURDEN MONITORING WELLS (OCT. 2012)
- COMPLETED BCP TEST PITS
- COMPLETED BCP SOIL BORING
- COMPLETED BCP OVERBURDEN WELLS
- COMPLETED BCP BEDROCK WELLS
- COMPLETED BCP SOIL GAS SAMPLE
- COMPLETED BCP SURFACE SOIL SAMPLE
- COMPLETED BCP SOIL VAPOR SAMPLE
- COMPLETED PRE-BCP OVERBURDEN WELL
- COMPLETED PRE-BCP SOIL BORING
- COMPLETED PRE-BCP BEDROCK WELLS
- COMPLETED PRE-BCP PHASE II TEST PIT
- COMPLETED TEST PITS JULY 2012
- FLOOR DRAIN
- WATER FILLED PIPE IN FLOOR
- CONCRETE FILLED FLOOR TRENCH (POSSIBLE FORMER PIPE CHASE)
- OPEN FLOOR TRENCH (POSSIBLE PIPE CHASE)
- GRASS COVERED MEDIAN
- STAIRWAY
- BCP BOUNDARY

Note:
(1) SITE PLAN DEVELOPED FROM BERO ASSOCIATES ARCHITECTS SITE PLAN FOR 690 SAINT PAUL STREET, ROCHESTER CHARTER SCHOOL SCIENCE AND TECHNOLOGY, DATED APRIL 11, 2000.
(2) TEST PITS COMPLETED IN JULY 2012 NOT DEPICTED TO IMPROVED CLARITY. THESE TEST PIT LOCATIONS ARE DEPICTED ON FIGURE 9.
(5) CROSS SECTIONS A-A', B-B' AND C-C' ARE DISPLAYED ON FIGURES 17A THROUGH 17C, RESPECTIVELY.

Path: I:\Genesee Valley Real Estate Co\209280\Drawings\RI Drawings\New Fig 6 OldFig. 3 All Sample Locs.mxd

LABELLA Associates, D.P.C.
300 STATE STREET
ROCHESTER, NY 14614
P: (585) 454-6110
F: (585)454-3066
www.labellapc.com
COPYRIGHT 2003

SITE PLAN

REMEDIAL INVESTIGATION REPORT

BROWNFIELD CLEANUP PROGRAM

690 SAINT PAUL STREET
ROCHESTER, NEW YORK

VOLUNTEER:
GENESEE VALLEY
REAL ESTATE COMPANY

0 80 Feet

1 inch = 30 feet
Figure Intended to Print as ARCH D (24"x36")

209280

FIGURE 6

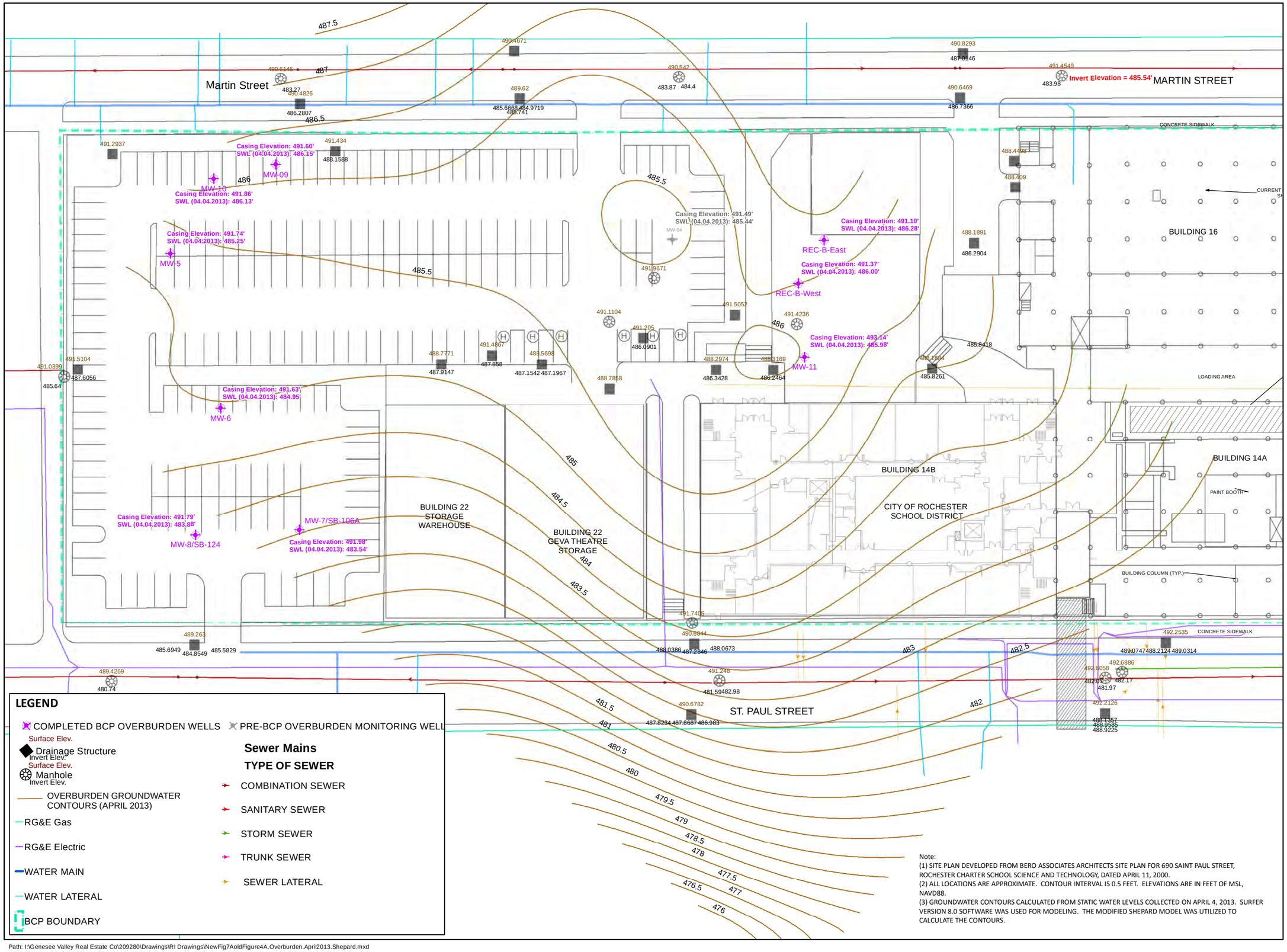

LEGEND

- COMPLETED BCP OVERBURDEN WELLS
- PRE-BCP OVERBURDEN MONITORING WELL
- Surface Elev. / Drainage Structure / Invert Elev.
- Surface Elev. / Manhole / Invert Elev.
- OVERBURDEN GROUNDWATER CONTOURS (APRIL 2013)
- RG&E Gas
- RG&E Electric
- WATER MAIN
- WATER LATERAL
- BCP BOUNDARY

Sewer Mains

TYPE OF SEWER

- COMBINATION SEWER
- SANITARY SEWER
- STORM SEWER
- TRUNK SEWER
- SEWER LATERAL

Note:
(1) SITE PLAN DEVELOPED FROM BERO ASSOCIATES ARCHITECTS SITE PLAN FOR 690 SAINT PAUL STREET, ROCHESTER CHARTER SCHOOL SCIENCE AND TECHNOLOGY, DATED APRIL 11, 2000.
(2) ALL LOCATIONS ARE APPROXIMATE. CONTOUR INTERVAL IS 0.5 FEET. ELEVATIONS ARE IN FEET OF MSL, NAVD88.
(3) GROUNDWATER CONTOURS CALCULATED FROM STATIC WATER LEVELS COLLECTED ON APRIL 4, 2013. SURFER VERSION 8.0 SOFTWARE WAS USED FOR MODELING. THE MODIFIED SHEPARD MODEL WAS UTILIZED TO CALCULATE THE CONTOURS.

Path: I:\Genesee Valley Real Estate Co\209280\Drawings\RI Drawings\NewFig7AoldFigure4A.Overburden.April2013.Shepard.mxd

LABELLA Associates, D.P.C.
300 STATE STREET
ROCHESTER, NY 14614
P: (585) 454-6110
F: (585) 454-3066
www.labellapc.com
COPYRIGHT 2013

OVERBURDEN GROUNDWATER CONTOURS APRIL 2013 (POST AOC #2 IRM EXCAVATION)

REMEDIAL INVESTIGATION REPORT

BROWNFIELD CLEANUP PROGRAM

690 SAINT PAUL STREET
ROCHESTER, NEW YORK

VOLUNTEER:
GENESEE VALLEY REAL ESTATE COMPANY

N E W S

0 25 50 Feet

1 inch = 50 feet

Figure intended to print as 11" x 17"

209280

FIGURE 7A

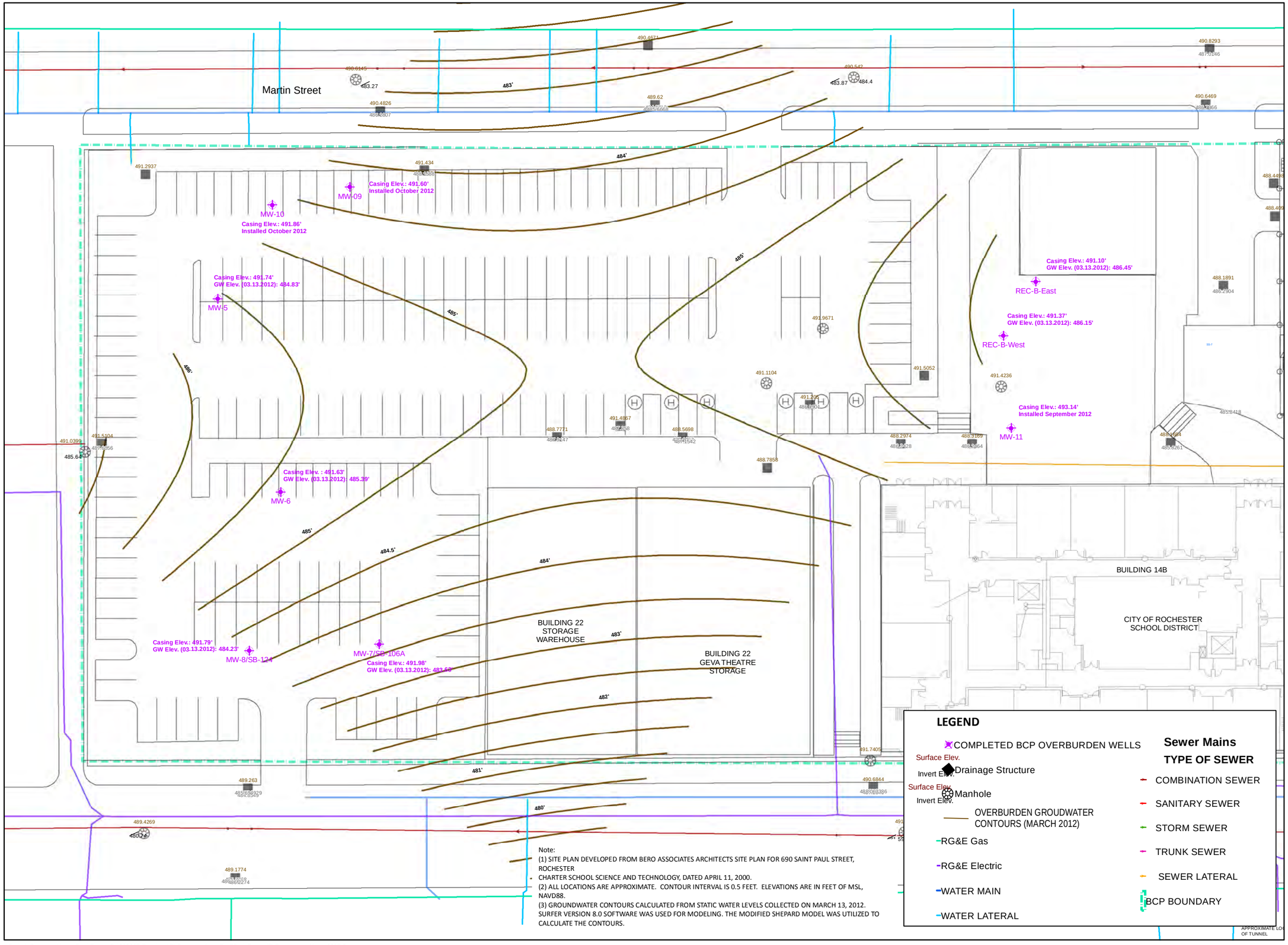

LEGEND

- COMPLETED BCP OVERBURDEN WELLS
- Surface Elev. / Invert Elev. — Drainage Structure
- Surface Elev. / Invert Elev. — Manhole
- OVERBURDEN GROUDWATER CONTOURS (MARCH 2012)
- RG&E Gas
- RG&E Electric
- WATER MAIN
- WATER LATERAL

Sewer Mains

TYPE OF SEWER

- COMBINATION SEWER
- SANITARY SEWER
- STORM SEWER
- TRUNK SEWER
- SEWER LATERAL
- BCP BOUNDARY

Note:
(1) SITE PLAN DEVELOPED FROM BERO ASSOCIATES ARCHITECTS SITE PLAN FOR 690 SAINT PAUL STREET, ROCHESTER
CHARTER SCHOOL SCIENCE AND TECHNOLOGY, DATED APRIL 11, 2000.
(2) ALL LOCATIONS ARE APPROXIMATE. CONTOUR INTERVAL IS 0.5 FEET. ELEVATIONS ARE IN FEET OF MSL, NAVD88.
(3) GROUNDWATER CONTOURS CALCULATED FROM STATIC WATER LEVELS COLLECTED ON MARCH 13, 2012. SURFER VERSION 8.0 SOFTWARE WAS USED FOR MODELING. THE MODIFIED SHEPARD MODEL WAS UTILIZED TO CALCULATE THE CONTOURS.

Path: I:\Genesee Valley Real Estate Co\209280\Drawings\RI Drawings\New Fig 7B oldFigure4B.Overburden.March2013.Shepard.mxd

LABELLA Associates, D.P.C.
300 STATE STREET
ROCHESTER, NY 14614
P: (585) 454-6110
F: (585) 454-3066
www.labellapc.com
COPYRIGHT 2013

OVERBURDEN GROUNDWATER CONTOURS MARCH 2012 (PRE AOC #2 IRM EXCAVATION)

REMEDIAL INVESTIGATION REPORT

BROWNFIELD CLEANUP PROGRAM

690 SAINT PAUL STREET
ROCHESTER, NEW YORK

VOLUNTEER:
GENESEE VALLEY
REAL ESTATE COMPANY

N E W S

0 15 Feet

1 inch = 40 feet

Figure intended to print as 11" x 17"

209280

FIGURE 7B

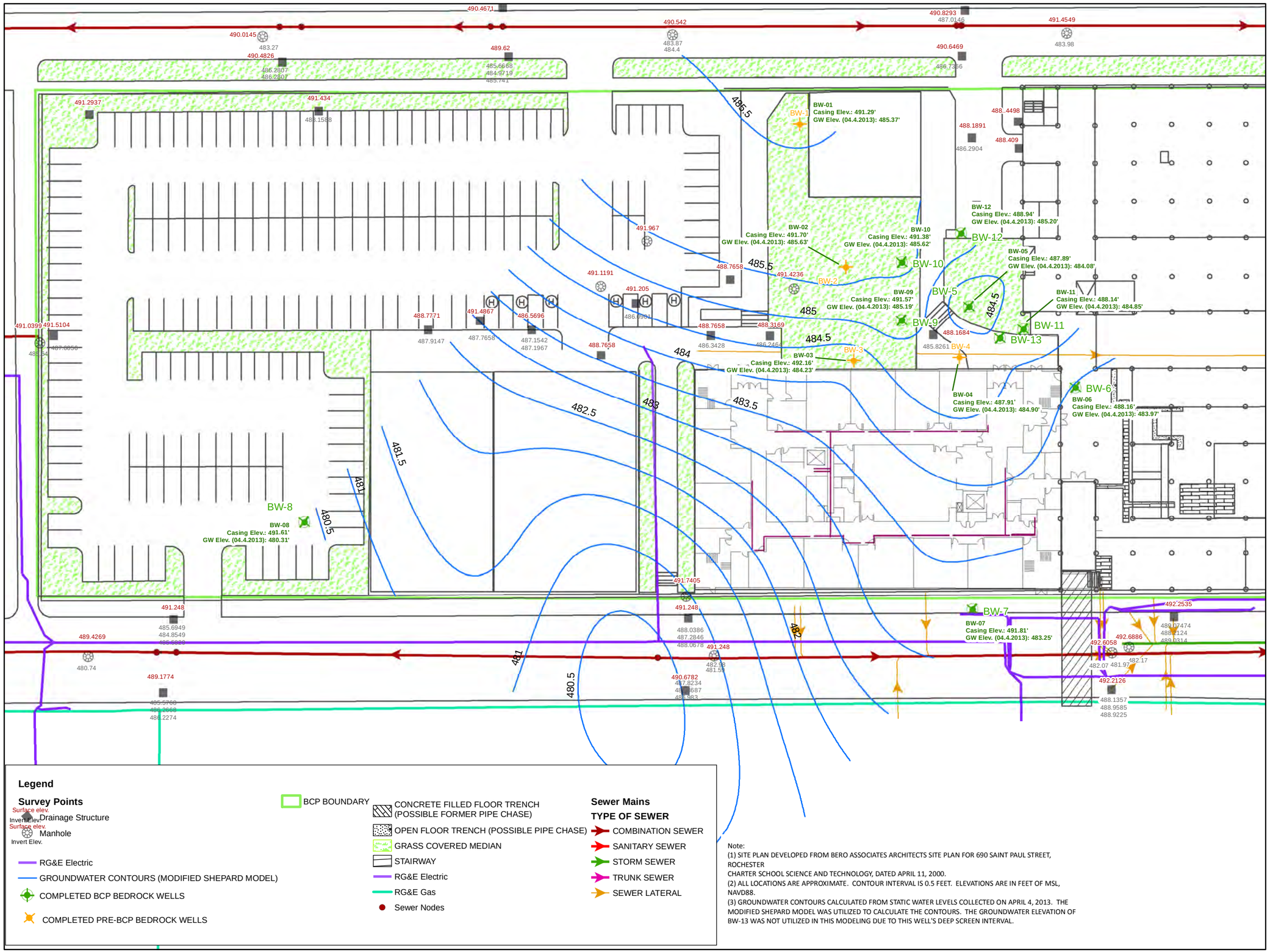

Legend

Survey Points

Surface elev.
Invert Elev.
Drainage Structure

Surface elev.
Invert Elev.
Manhole

RG&E Electric

GROUNDWATER CONTOURS (MODIFIED SHEPARD MODEL)

COMPLETED BCP BEDROCK WELLS

COMPLETED PRE-BCP BEDROCK WELLS

BCP BOUNDARY

CONCRETE FILLED FLOOR TRENCH (POSSIBLE FORMER PIPE CHASE)

OPEN FLOOR TRENCH (POSSIBLE PIPE CHASE)

GRASS COVERED MEDIAN

STAIRWAY

RG&E Electric

RG&E Gas

Sewer Nodes

Sewer Mains

TYPE OF SEWER

COMBINATION SEWER

SANITARY SEWER

STORM SEWER

TRUNK SEWER

SEWER LATERAL

Note:
(1) SITE PLAN DEVELOPED FROM BERO ASSOCIATES ARCHITECTS SITE PLAN FOR 690 SAINT PAUL STREET, ROCHESTER
CHARTER SCHOOL SCIENCE AND TECHNOLOGY, DATED APRIL 11, 2000.
(2) ALL LOCATIONS ARE APPROXIMATE. CONTOUR INTERVAL IS 0.5 FEET. ELEVATIONS ARE IN FEET OF MSL, NAVD88.
(3) GROUNDWATER CONTOURS CALCULATED FROM STATIC WATER LEVELS COLLECTED ON APRIL 4, 2013. THE MODIFIED SHEPARD MODEL WAS UTILIZED TO CALCULATE THE CONTOURS. THE GROUNDWATER ELEVATION OF BW-13 WAS NOT UTILIZED IN THIS MODELING DUE TO THIS WELL'S DEEP SCREEN INTERVAL.

LABELLA Associates, D.P.C.
300 STATE STREET
ROCHESTER, NY 14614
P: (585) 454-6110
F: (585) 454-3066
www.labellapc.com
COPYRIGHT 2003

BEDROCK GROUNDWATER CONTOURS APRIL 2013

REMEDIAL INVESTIGATION REPORT

BROWNFIELD CLEANUP PROGRAM

690 SAINT PAUL STREET
ROCHESTER, NEW YORK

VOLUNTEER:
GENESEE VALLEY
REAL ESTATE COMPANY

N E S W

0 25 50 Feet

1 inch = 50 feet

Figure intended to print as 11" x 17"

209280

FIGURE 7C

Path: \\projects1\projectsAM\Genesee Valley Real Estate Co\209280\Drawings\RI Drawings\New Fig 7C old Figure4C.ShepardBedrock.mxd

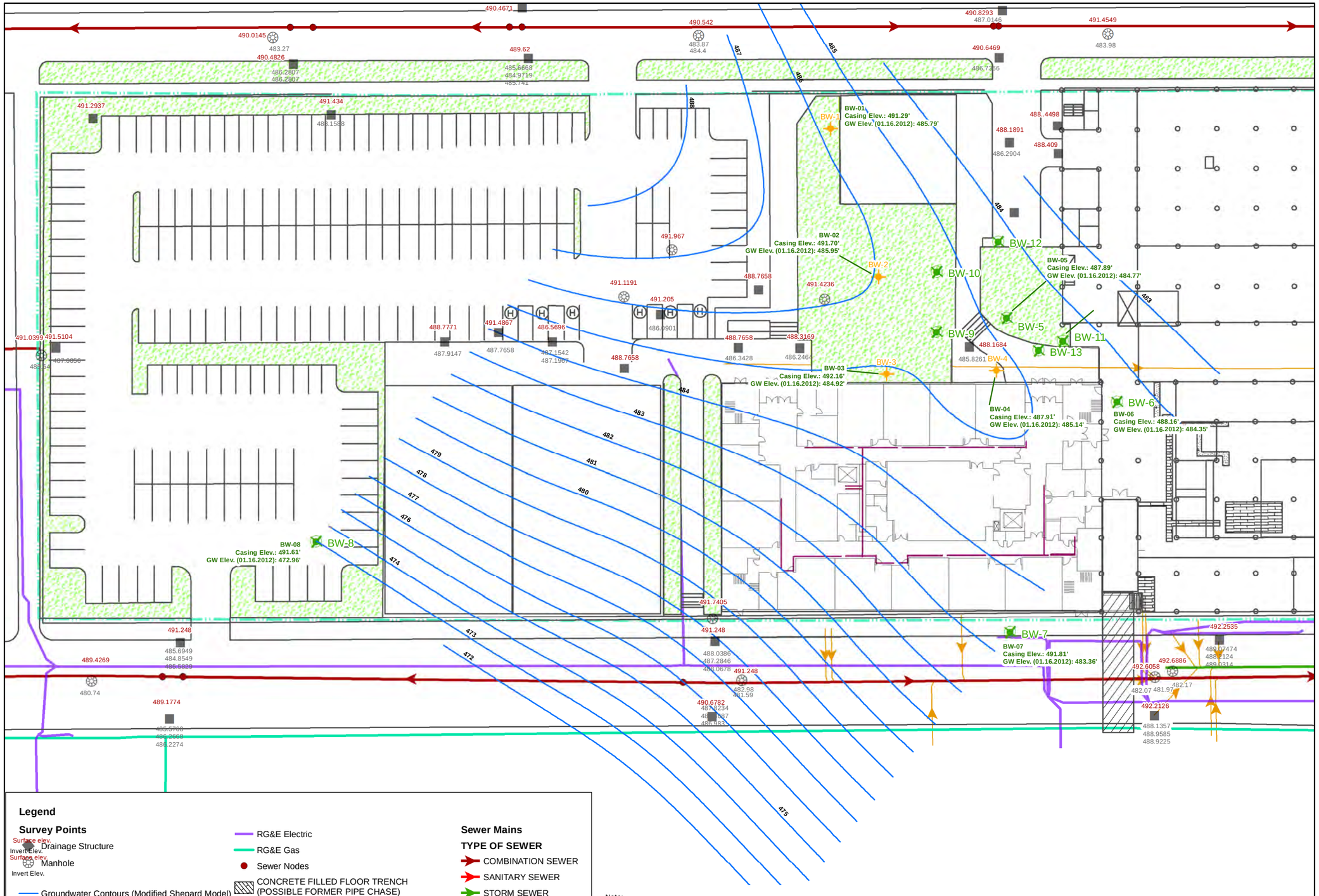

Note:
(1) SITE PLAN DEVELOPED FROM BERO ASSOCIATES ARCHITECTS SITE PLAN FOR 690 SAINT PAUL STREET, ROCHESTER CHARTER SCHOOL SCIENCE AND TECHNOLOGY, DATED APRIL 11, 2000.
(2) ALL LOCATIONS ARE APPROXIMATE. CONTOUR INTERVAL IS 0.5 FEET. ELEVATIONS ARE IN FEET OF MSL, NAVD88.
(3) GROUNDWATER CONTOURS CALCULATED FROM STATIC WATER LEVELS COLLECTED ON JANUARY 16, 2012. THE MODIFIED SHEPARD MODEL WAS UTILIZED TO CALCULATE THE CONTOURS. THE GROUNDWATER ELEVATION OF BW-13 WAS NOT UTILIZED IN THIS MODELING AS THIS WELL HAD NOT YET BEEN INSTALLED. STATIC WATER LEVELS FROM INTERFACE WELLS BW-09 THROUGH BW-12 WERE NOT UTILIZED BECAUSE THESE MEASUREMENTS WOULD MOST LIKELY REPRESENT OVERBURDEN GROUNDWATER (IN ADDITION, THESE WELLS WERE INSTALLED IMMEDIATELY FOLLOWING THE COLLECTION OF THE JANUARY 2012 SWLS).

LABELLA Associates, D.P.C.
300 STATE STREET
ROCHESTER, NY 14614
P: (585) 454-6110
F: (585)454-3066
www.labellapc.com
COPYRIGHT 2003

BEDROCK GROUNDWATER CONTOURS JANUARY 2012

REMEDIAL INVESTIGATION REPORT

BROWNFIELD CLEANUP PROGRAM

690 SAINT PAUL STREET
ROCHESTER, NEW YORK

VOLUNTEER:
GENESEE VALLEY
REAL ESTATE COMPANY

0 25 50 Feet
1 inch = 50 feet

Figure intended to print as 11" x 17"

209280

FIGURE 7D

Path: I:\Genesee Valley Real Estate Co\209280\Drawings\RI Drawings\Fig 7D - ShepardBedrock Jan 2012.mxd

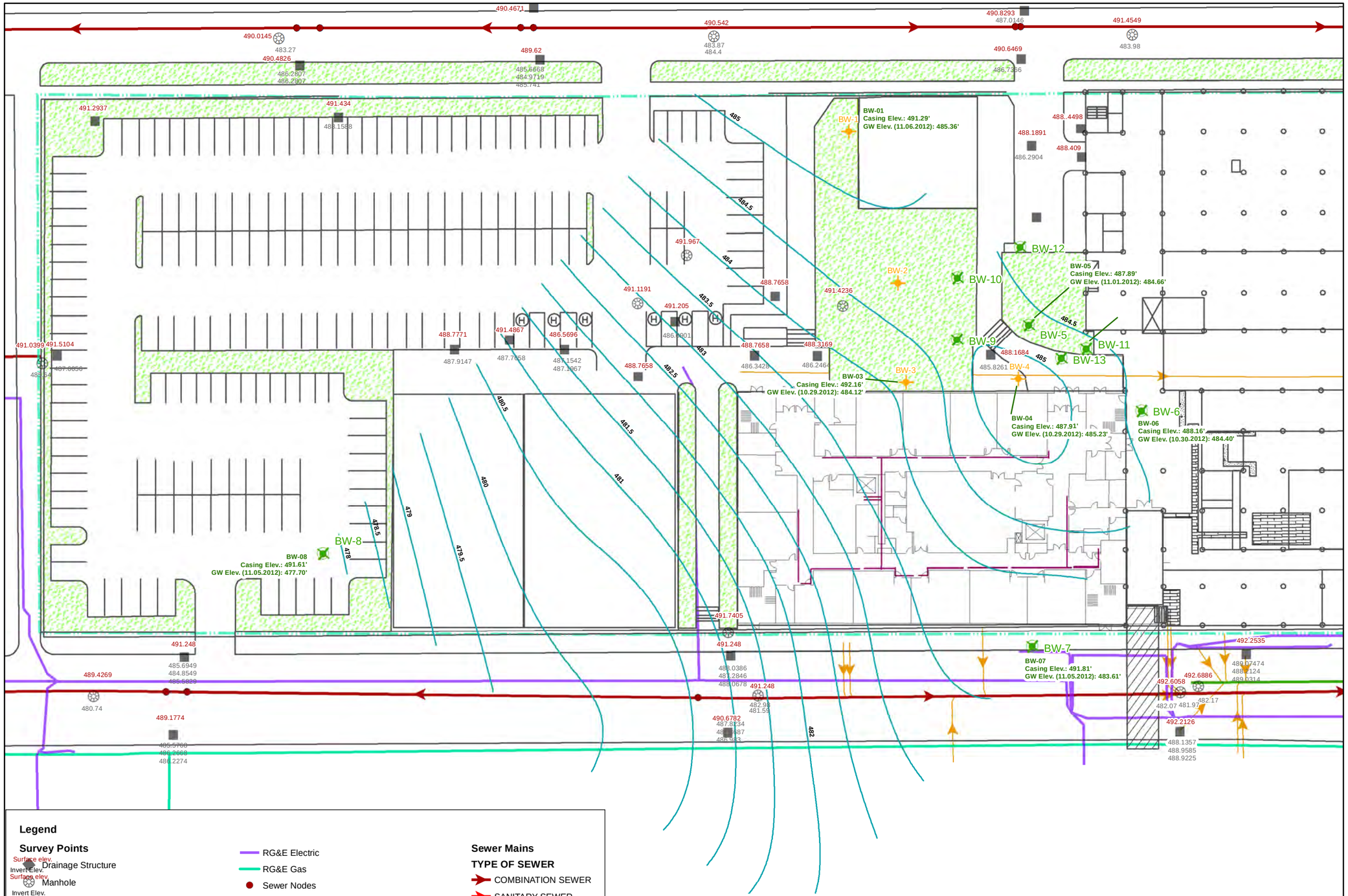

Legend

Survey Points

Surface elev.
Invert Elev.
Drainage Structure

Surface elev.
Manhole
Invert Elev.

Groundwater Contours (Modified Shepard Model)

COMPLETED BCP BEDROCK WELLS

COMPLETED PRE-BCP BEDROCK WELLS

BCP BOUNDARY

RG&E Electric

RG&E Gas

Sewer Nodes

CONCRETE FILLED FLOOR TRENCH (POSSIBLE FORMER PIPE CHASE)

OPEN FLOOR TRENCH (POSSIBLE PIPE CHASE)

GRASS COVERED MEDIAN

STAIRWAY

Sewer Mains

TYPE OF SEWER

COMBINATION SEWER

SANITARY SEWER

STORM SEWER

TRUNK SEWER

SEWER LATERAL

Note:
(1) SITE PLAN DEVELOPED FROM BERO ASSOCIATES ARCHITECTS SITE PLAN FOR 690 SAINT PAUL STREET, ROCHESTER CHARTER SCHOOL SCIENCE AND TECHNOLOGY, DATED APRIL 11, 2000.
(2) ALL LOCATIONS ARE APPROXIMATE. CONTOUR INTERVAL IS 0.5 FEET. ELEVATIONS ARE IN FEET OF MSL, NAVD88.
(3) GROUNDWATER CONTOURS CALCULATED FROM STATIC WATER LEVELS COLLECTED DURING SAMPLING (PRIOR TO PURGING) BETWEEN OCTOBER 29 AND NOVEMBER 6, 2012. THE MODIFIED SHEPARD MODEL WAS UTILIZED TO CALCULATE THE CONTOURS. THE GROUNDWATER ELEVATION OF BW-13 WAS NOT UTILIZED IN THIS MODELING AS THIS WELL IS SCREENED AT A SIGNFICANTLY DEEPER DEPTH INTERVAL THAN THE OTHER WELLS. STATIC WATER LEVELS FROM INTERFACE WELLS BW-09 THROUGH BW-12 WERE NOT UTILIZED BECAUSE THESE MEASUREMENTS WOULD MOST LIKELY REPRESENT OVERBURDEN GROUNDWATER. AS NOTED IN THE RIR, BW-02 WAS NOT ABLE TO BE SAMPLED UNTIL JANUARY 2013 AS PART OF THIS SAMPLING ROUND AND THUS THIS SWL WAS NOT USED IN MODELING.

LABELLA Associates, D.P.C.

300 STATE STREET
ROCHESTER, NY 14614
P: (585) 454-6110
F: (585)454-3066
www.labellapc.com
COPYRIGHT 2003

BEDROCK GROUNDWATER CONTOURS OCTOBER/NOVEMBER 2012

REMEDIAL INVESTIGATION REPORT

BROWNFIELD CLEANUP PROGRAM

690 SAINT PAUL STREET
ROCHESTER, NEW YORK

VOLUNTEER:
GENESEE VALLEY
REAL ESTATE COMPANY

N E S W

0 25 50 Feet

1 inch = 50 feet

Figure intended to print as 11" x 17"

209280

FIGURE 7E

Path: I:\Genesee Valley Real Estate Co\209280\Drawings\RI Drawings\Fig 7E - ShepardBedrock Oct&Nov 2012.mxd

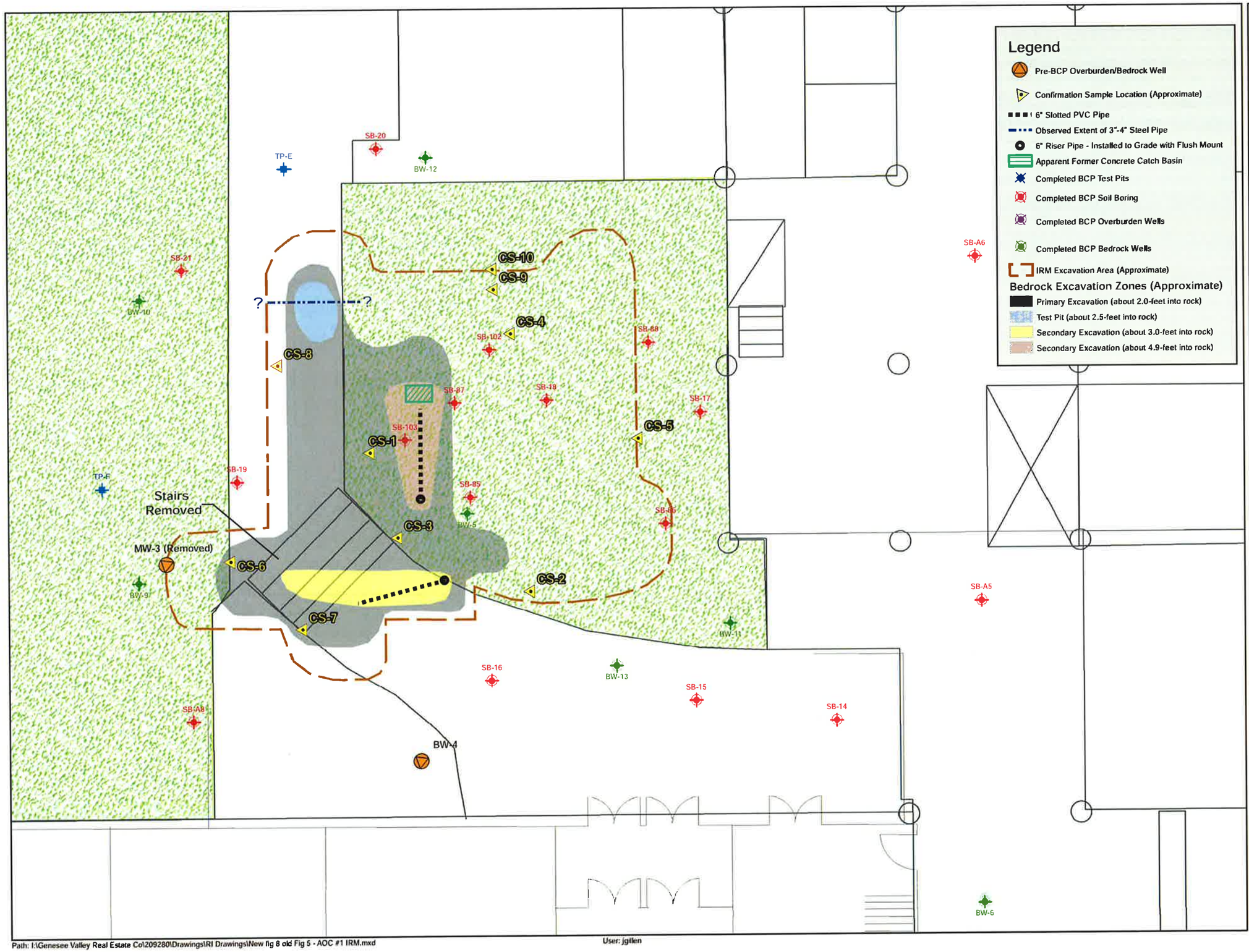

Path: I:\Genesee Valley Real Estate Co\209280\Drawings\RI Drawings\New fig 8 old Fig 5 - AOC #1 IRM.mxd

User: jgillen

LABELLA Associates, D.P.C.

308 STATE STREET
ROCHESTER, NY 14614
P: (585) 454-6110
F: (585) 454-3066

COPYRIGHT 2021

AOC #1 IRM EXCAVATION FEATURES

REMEDIAL INVESTIGATION REPORT

BROWNFIELD CLEANUP PROGRAM

690 SAINT PAUL STREET
ROCHESTER, NEW YORK

VOLUNTEER:
GENESEE VALLEY REAL ESTATE COMPANY

STATE OF NEW YORK
DANIEL P. NOLL
LICENSED PROFESSIONAL ENGINEER
No. 081996

It is a violation of New York Education Law Article 145, Section 7209, for any person, unless acting under the direction of a licensed architect, professional engineer, or land surveyor, to alter an item in any way. If an item bearing the seal of an architect, engineer, or land surveyor is altered; the altering architect, engineer, or land surveyor shall affix to the item their seal and notation "altered by" followed by their signature and date of such alteration, and a specific description of the alteration.

N E S W

0 5 10 Feet

1 inch = 10 feet

Figure intended to print as 11" x 17"

209280

FIGURE 8

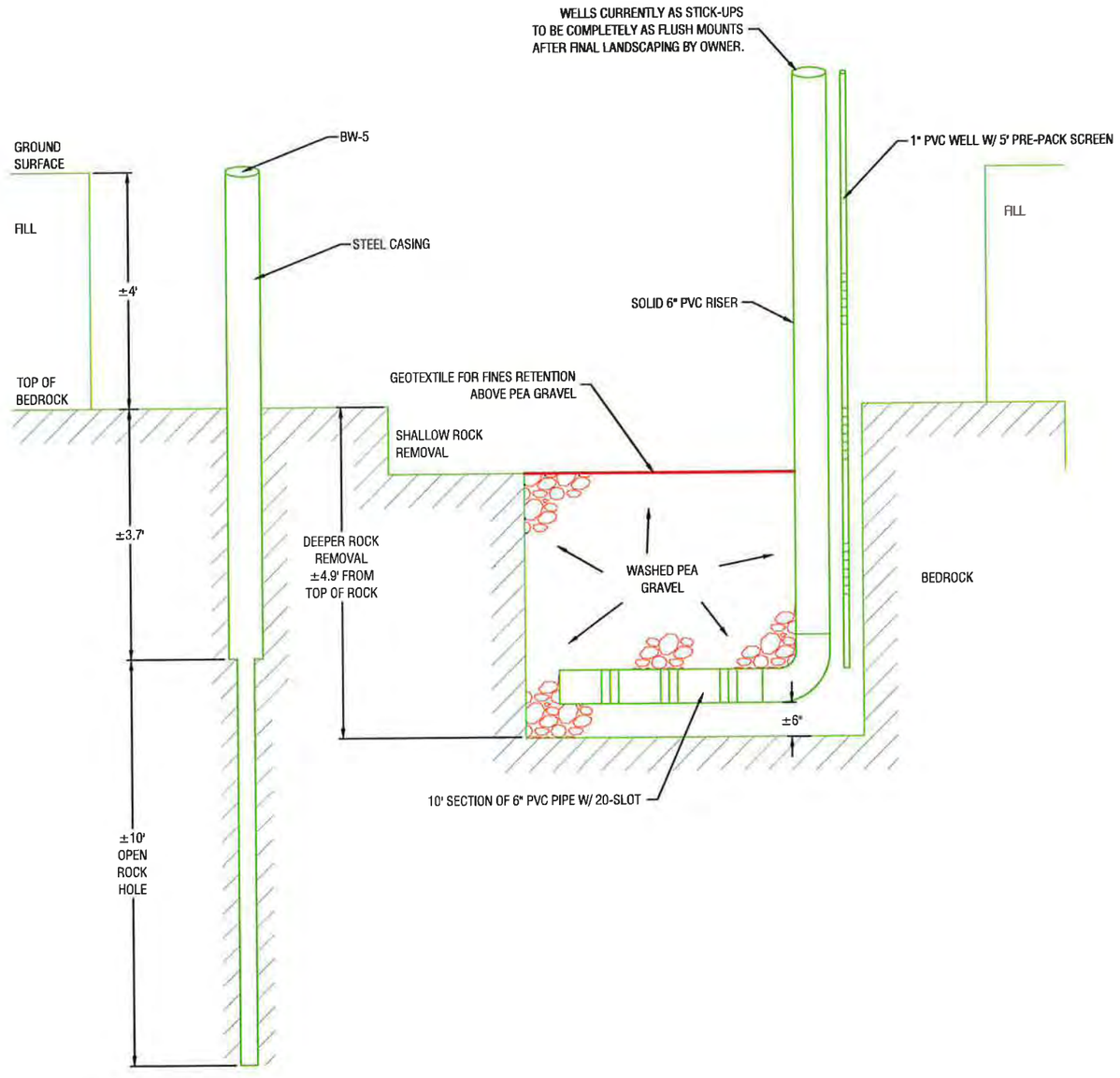

* NOTES:
1. NOT TO SCALE (DIMENSIONS ONLY AS SHOWN).
2. SECOND NAPL MONITORING/EXTRACTION INFRASTRUCTURE CONSTRUCTED SAME EXCEPT 6" SLOTTED PIPE SET ABOUT 3' INTO BEDROCK.

It is a violation of New York Education Law Article 145 Sec 7209, for any person, unless acting under the direction of a licensed architect, professional engineer, or land surveyor, to alter an item in any way. If an item bearing the seal of an architect, engineer, or land surveyor is altered, the altering architect, engineer, or land surveyor shall affix to the item their seal and notation "altered by" followed by their signature and date of such alteration and a specific description of the alteration.

STATE OF NEW YORK
DANIEL P. NOLL
No. 081996
LICENSED PROFESSIONAL ENGINEER

LABELLA Associates, P.C.
300 STATE STREET
ROCHESTER, NY 14614
P: (585) 454-6110
F: (585) 454-3066
www.labellapc.com

PROJECT/CLIENT
GENESEE VALLEY REAL ESTATE
690 ST. PAUL STREET
ROCHESTER, NY

REMEDIAL INVESTIGATION REPORT
BCP SITE #C828159

DRAWING TITLE
IRM AOC #1 FORMER OIL HOUSE
NAPL MONITORING/EXTRACTION
INFRASTRUCTURE
CROSS SECTION AND DETAILS

ISSUED FOR: DRAFT
DATE: APRIL 2012
DESIGNED BY: DPN
DRAWN BY: HNS
REVIEWED BY: DPN

PROJECT/DRAWING NUMBER
209280

FIGURE 9

Martin Street

AOC2-CS-13
AOC2-CS-14
AOC2-CS-08
AOC2-CS-06
AOC2-CS-01
AOC2-CS-07
AOC2-CS-02
AOC2-CS-10
AOC2-CS-04
AOC2-CS-09
AOC2-CS-03
AOC2-CS-05
AOC2-CS-11
AOC2-CS-Pipe
AOC2-CS-12

LEGEND

- Confirmatory Sample Location
- AOC #2 Excavation Extent
- BCP BOUNDARY

Note:
(1) SITE PLAN DEVELOPED FROM BERO ASSOCIATES ARCHITECTS SITE PLAN FOR 690 SAINT PAUL STREET, ROCHESTER CHARTER SCHOOL SCIENCE AND TECHNOLOGY, DATED APRIL 11, 2000.
(2) SITE FEATURE LOCATIONS ARE APPROXIMATE.
(3) CONFIRMATORY SAMPLE LOCATIONS WERE DETERMINED USING A TRIMBLE GEOEXPLORER 2008 SERIES GEOGRAPHIC POSITIONING SYSTEM (GPS). EXCAVATION LIMITS WERE MEASURED BY A LICENSED SURVEYOR.

Path: I:\Genesee Valley Real Estate Co\209280\Drawings\RI Drawings\New fig 10A old Figure 7A - AOC#2Approx.SampleLocs.7.31.2012.mxd

LABELLA Associates, D.P.C.

300 STATE STREET
ROCHESTER, NY 14614
P: (585) 454-6110
F: (585) 454-3066
www.labellapc.com

Site Features and IRM AOC #2 Sample Locations

REMEDIAL INVESTIGATION REPORT:

BROWNFIELD CLEANUP PROGRAM

690 SAINT PAUL STREET
ROCHESTER, NEW YORK

VOLUNTEER:
GENESEE VALLEY
REAL ESTATE COMPANY

It is a violation of New York Education Law Article 145 Sec. 7209, for any person, unless acting under the direction of a licensed architect, professional engineer, or land surveyor, to alter an item in any way. If an item bearing the seal of an architect, engineer or land surveyor is altered; the altering architect, engineer or land surveyor shall affix to the item their seal and notation "altered by" followed by their signature and date of such alteration, and a specific description of the alteration.

STATE OF NEW YORK
DANIEL P. NOLL
No. 081996
LICENSED PROFESSIONAL ENGINEER

N W E S

0 10 Feet
1 inch = 10 feet

Figure intended to print as 11" x 17"

209280

FIGURE 10A

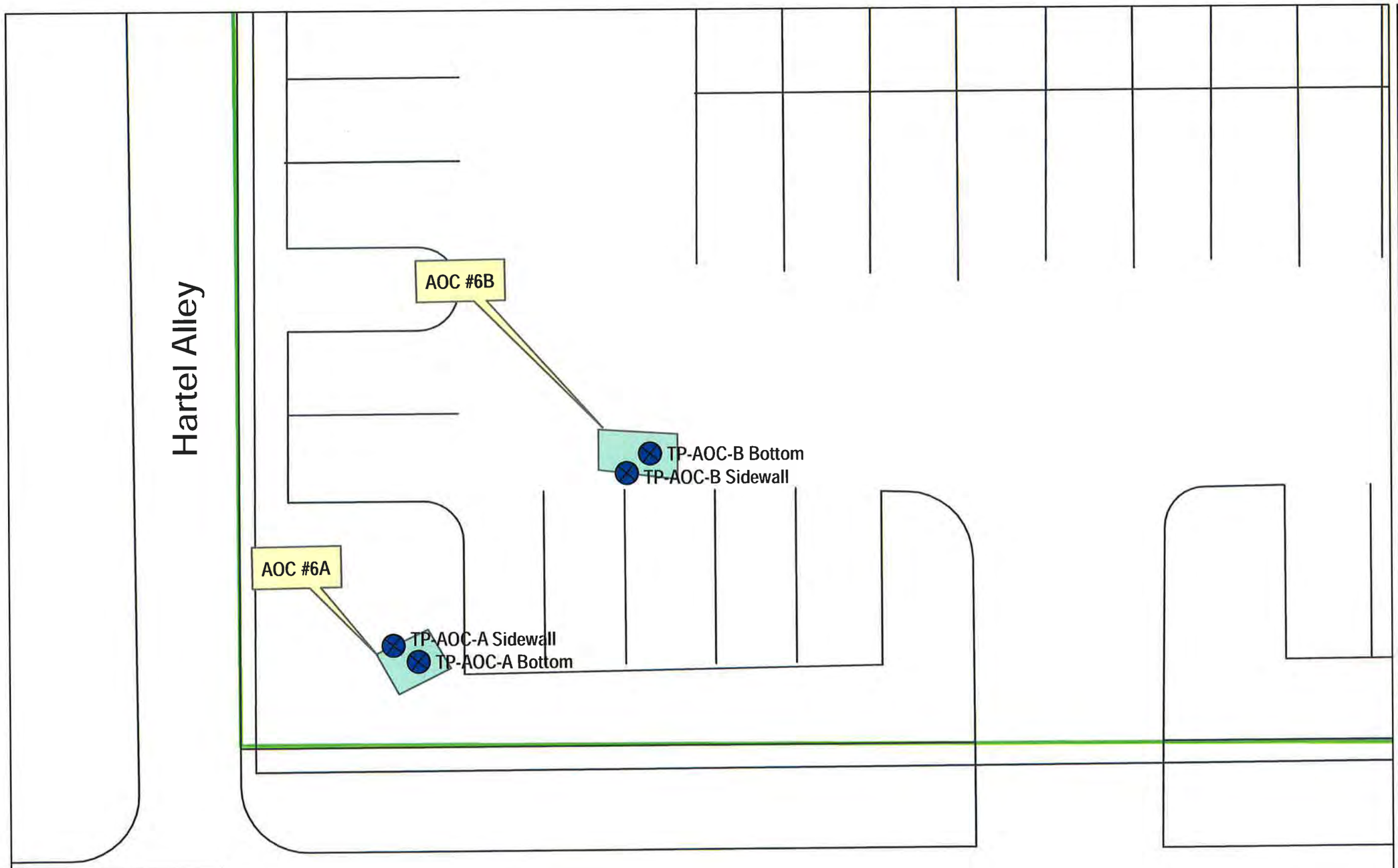

Note:
(1) SITE PLAN DEVELOPED FROM BERO ASSOCIATES ARCHITECTS SITE PLAN FOR 690 SAINT PAUL STREET, ROCHESTER CHARTER SCHOOL SCIENCE AND TECHNOLOGY, DATED APRIL 11, 2000.
(2) SITE FEATURE LOCATIONS ARE APPROXIMATE. CONFIRMATORY SAMPLE LOCATIONS AND EXCAVATION EXTENTS WERE DETERMINED USING A TRIMBLE GEOEXPLORER 2008 SERIES GEOGRAPHIC POSITIONING SYSTEM (GPS).

Path: I:\Genesee Valley Real Estate Co\209280\Drawings\RI Drawings\NewFig10B old Figure 7b - AOC#6a&bApprox.SampleLocs.mxd

LABELLA Associates, D.P.C.
300 STATE STREET
ROCHESTER, NY 14614
P: (585) 454-6110
F: (585) 454-3066

Site Features and IRM AOC #6A and #6B Sample Locations

REMEDIAL INVESTIGATION REPORT:

BROWNFIELD CLEANUP PROGRAM

690 SAINT PAUL STREET
ROCHESTER, NEW YORK

VOLUNTEER:
GENESEE VALLEY
REAL ESTATE COMPANY

It is a violation of New York Education Law Article 145 Sec. 7209, for any person, unless acting under the direction of a licensed architect, professional engineer, or land surveyor, to alter an item in any way. If an item bearing the seal of an architect, engineer or land surveyor is altered; the altering architect, engineer or land surveyor shall affix to the item their seal and notation "altered by" followed by their signature and date of such alteration, and a specific description of the alteration.



0 10 Feet
1 inch = 10 feet
Figure intended to print as 11" x 17"

209280

FIGURE 10B

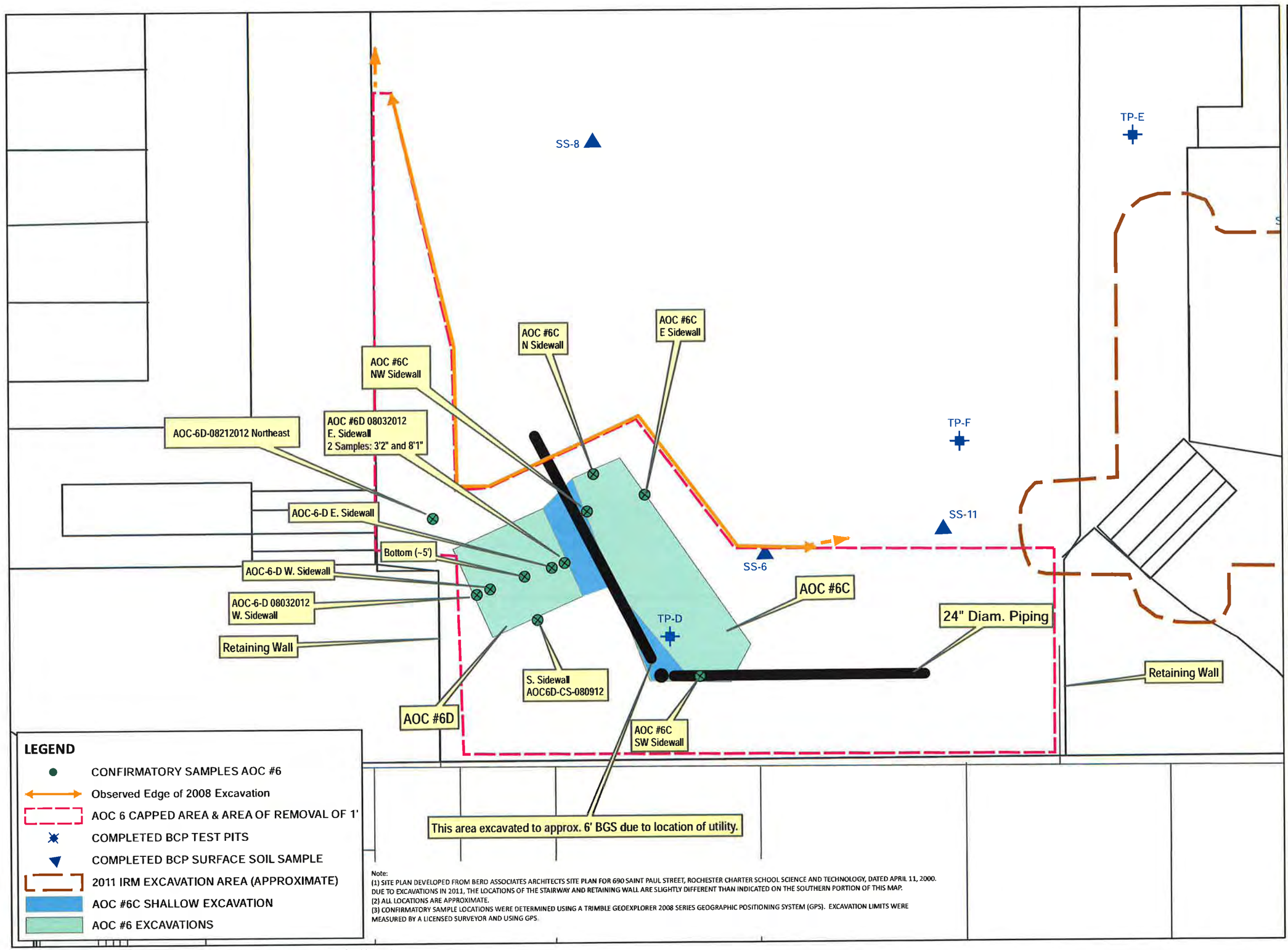

Note:
(1) SITE PLAN DEVELOPED FROM BERO ASSOCIATES ARCHITECTS SITE PLAN FOR 690 SAINT PAUL STREET, ROCHESTER CHARTER SCHOOL SCIENCE AND TECHNOLOGY, DATED APRIL 11, 2000. DUE TO EXCAVATIONS IN 2011, THE LOCATIONS OF THE STAIRWAY AND RETAINING WALL ARE SLIGHTLY DIFFERENT THAN INDICATED ON THE SOUTHERN PORTION OF THIS MAP.
(2) ALL LOCATIONS ARE APPROXIMATE.
(3) CONFIRMATORY SAMPLE LOCATIONS WERE DETERMINED USING A TRIMBLE GEOEXPLORER 2008 SERIES GEOGRAPHIC POSITIONING SYSTEM (GPS). EXCAVATION LIMITS WERE MEASURED BY A LICENSED SURVEYOR AND USING GPS.

Path: I:\Genesee Valley Real Estate Co\209280\Drawings\RI Drawings\New Fig10C old Figure 7C - AOC#6c&dApprox.SampleLocs.mxd

LABELLA Associates, D.P.C.
300 STATE STREET
ROCHESTER, NY 14614
P: (585) 454-6110
F: (585) 454-3066

Site Features and AOC #6C and #6D Sample Locations

REMEDIAL INVESTIGATION REPORT:

BROWNFIELD CLEANUP PROGRAM

690 SAINT PAUL STREET ROCHESTER, NEW YORK

VOLUNTEER:
GENESEE VALLEY REAL ESTATE COMPANY

It is a violation of New York Education Law Article 145 Sec. 7209, for any person, unless acting under the direction of a licensed architect, professional engineer, or land surveyor, to alter an item in any way. If an item bearing the seal of an architect, engineer or land surveyor is altered; the altering architect, engineer or land surveyor shall affix to the item their seal and notation "altered by" followed by their signature and date of such alteration, and a specific description of the alteration.

STATE OF NEW YORK
DANIEL P. NOLL
No. 081996
LICENSED PROFESSIONAL ENGINEER

0 10 Feet
1 inch = 10 feet
Figure intended to print as 11" x 17"

209280

FIGURE 10C

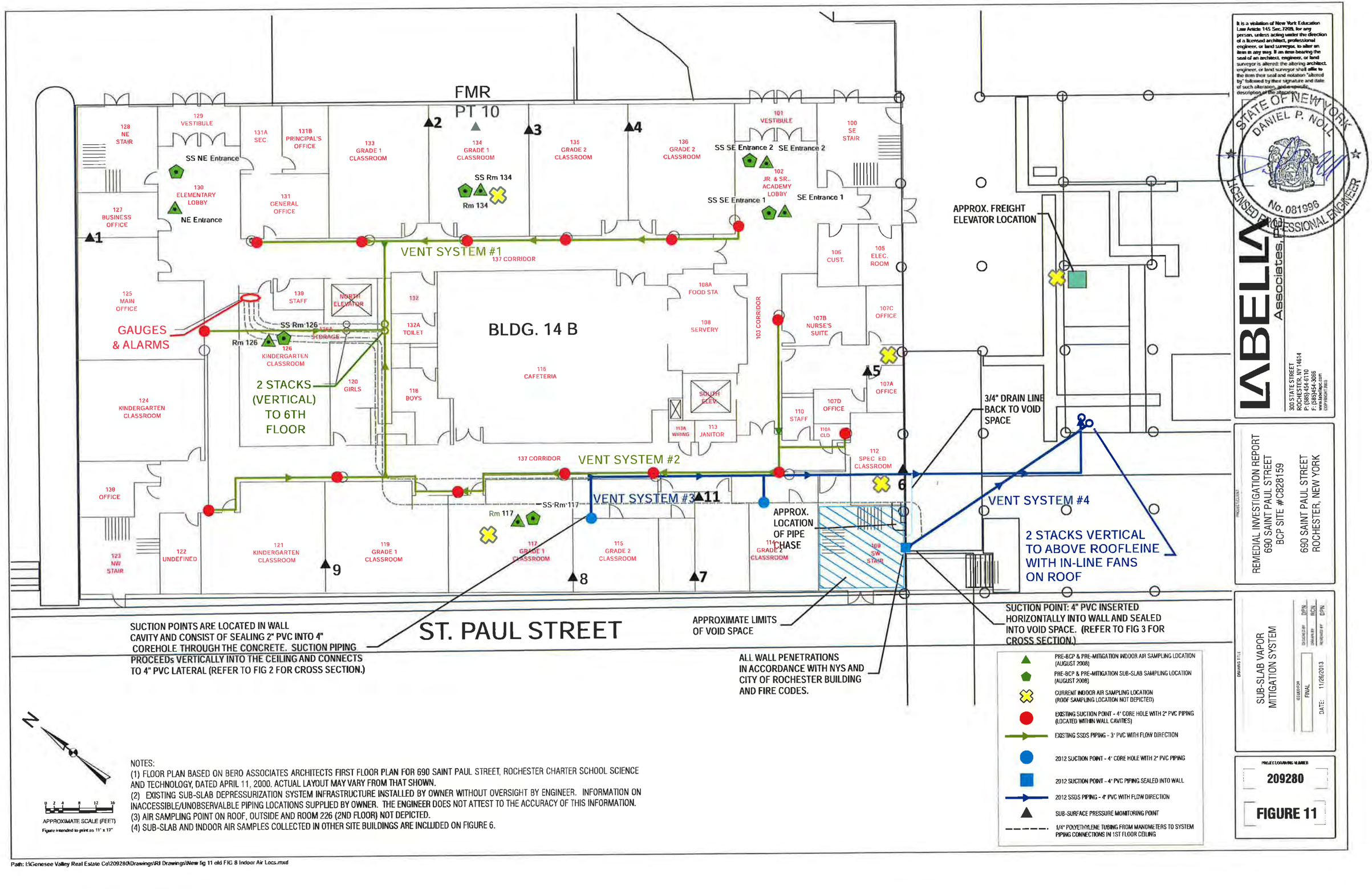

NOTES:
(1) FLOOR PLAN BASED ON BERO ASSOCIATES ARCHITECTS FIRST FLOOR PLAN FOR 690 SAINT PAUL STREET, ROCHESTER CHARTER SCHOOL SCIENCE AND TECHNOLOGY, DATED APRIL 11, 2000. ACTUAL LAYOUT MAY VARY FROM THAT SHOWN.
(2) EXISTING SUB-SLAB DEPRESSURIZATION SYSTEM INFRASTRUCTURE INSTALLED BY OWNER WITHOUT OVERSIGHT BY ENGINEER. INFORMATION ON INACCESSIBLE/UNOBSERVALBLE PIPING LOCATIONS SUPPLIED BY OWNER. THE ENGINEER DOES NOT ATTEST TO THE ACCURACY OF THIS INFORMATION.
(3) AIR SAMPLING POINT ON ROOF, OUTSIDE AND ROOM 226 (2ND FLOOR) NOT DEPICTED.
(4) SUB-SLAB AND INDOOR AIR SAMPLES COLLECTED IN OTHER SITE BUILDINGS ARE INCLUDED ON FIGURE 6.

It is a violation of New York Education Law Article 145 Sec. 7209, for any person, unless acting under the direction of a licensed architect, professional engineer, or land surveyor, to alter an item in any way. If an item bearing the seal of an architect, engineer, or land surveyor is altered: the altering architect, engineer, or land surveyor shall affix to the item their seal and notation "altered by" followed by their signature and date of such alteration, and a specific description of the alteration.

STATE OF NEW YORK
DANIEL P. NOLL
No. 081996
LICENSED PROFESSIONAL ENGINEER

LABELLA Associates, P.C.
300 STATE STREET
ROCHESTER, NY 14614
P: (585) 454-6110
F: (585) 454-3066
www.labellapc.com
COPYRIGHT 2013

REMEDIAL INVESTIGATION REPORT
690 SAINT PAUL STREET
BCP SITE #C828159

690 SAINT PAUL STREET
ROCHESTER, NEW YORK

SUB-SLAB VAPOR MITIGATION SYSTEM

DESIGNED BY: DPN
DRAWN BY: RCN
REVIEWED BY: DPN
ISSUED FOR: FINAL
DATE: 11/26/2013

PROJECT DRAWING NUMBER
209280

FIGURE 11

Path: I:\Genesee Valley Real Estate Co\209280\Drawings\RI Drawings\New fig 11 old FIG 8 Indoor Air Locs.mxd

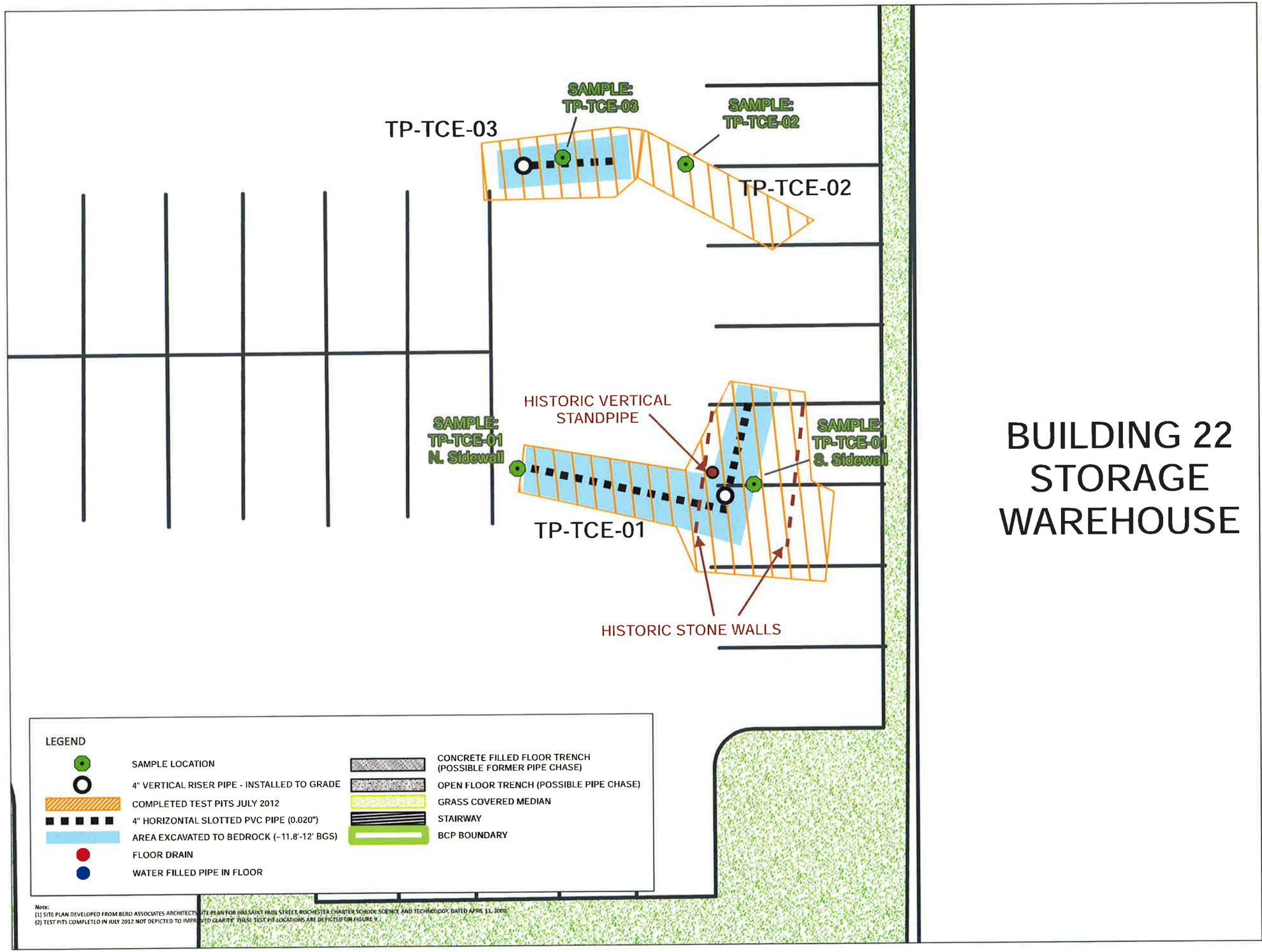

BUILDING 22 STORAGE WAREHOUSE

LABELLA Associates, D.P.C.
300 STATE STREET
ROCHESTER, NY 14614
P: (585) 454-6110
F: (585) 454-3066

AOC #8 FEATURES

REMEDIAL INVESTIGATION REPORT

BROWNFIELD CLEANUP PROGRAM

690 SAINT PAUL STREET
ROCHESTER, NEW YORK

VOLUNTEER:
GENESEE VALLEY
REAL ESTATE COMPANY

STATE OF NEW YORK
DANIEL P. NOLL
No. 081996
LICENSED PROFESSIONAL ENGINEER

It is a violation of New York Education Law Article 145 Sec.7209, for any person, unless acting under the direction of a licensed architect, professional engineer, or land surveyor, to alter an item in any way. If an item bearing the seal of an architect, engineer, or land surveyor is altered; the altering architect, engineer, or land surveyor shall affix to the item their seal and notation "altered by" followed by their signature and date of such alteration, and a specific description of the alteration.

N W E S

0 10 Feet

1 inch = 5 feet

Figure intended to print as 11" x 17"

209280

FIGURE 12

Path: I:\Genesee Valley Real Estate Co\209280\Drawings\RI Drawings\New fig 12 old Fig 9 AOC8 Test Pits.mxd

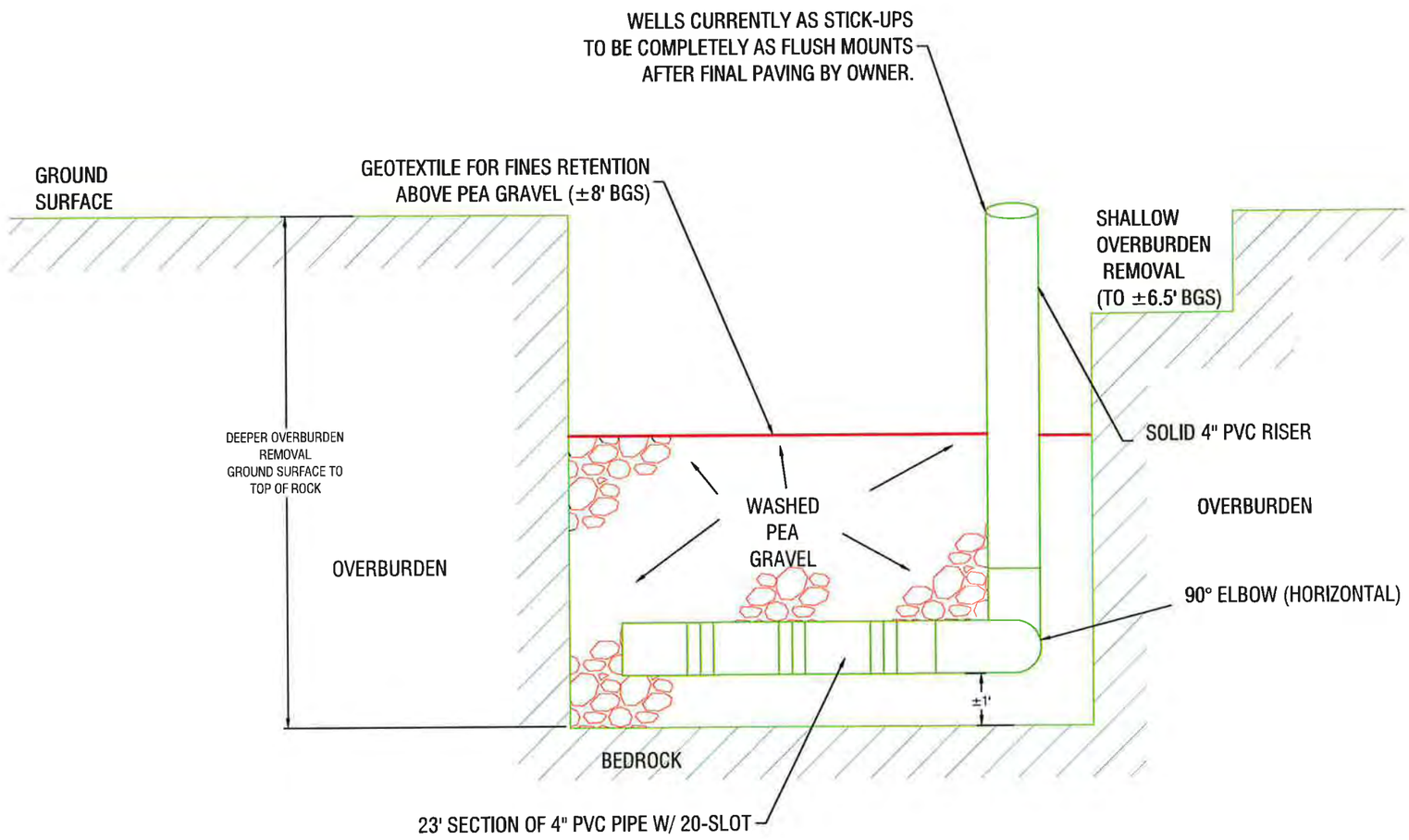

* NOTES:
1. NOT TO SCALE (DIMENSIONS ONLY AS SHOWN).
2. SECOND 12.5–FT LONG HORIZONTAL SLOTTED PIPE EXTENDS FROM VERTICAL RISER INTO Z–AXIS TO CREATE A "L" SHAPE.
3. SECOND INJECTION INFRASTRUCTURE CONSTRUCTED SAME EXCEPT BEDROCK AT APPROXIMATELY 11.8–FT. BGS.

It is a violation of New York Education Law Article 145 Sec 7209, for any person, unless acting under the direction of a licensed architect, professional engineer, or land surveyor, to alter an item in any way. If an item bearing the seal of an architect, engineer, or land surveyor is altered, the altering architect, engineer, or land surveyor shall affix to the item their seal and notation "altered by" followed by their signature and date of such alteration, and a specific description of the alteration.

STATE OF NEW YORK
DANIEL P. NOLL
No. 081996
LICENSED PROFESSIONAL ENGINEER

LABELLA Associates, PC
300 STATE STREET
ROCHESTER, NY 14614
P: (585) 454-6110
F: (585) 454-3066
www.labellapc.com

PROJECT/CLIENT
GENESEE VALLEY REAL ESTATE
690 ST. PAUL STREET
ROCHESTER, NY

REMEDIAL INVESTIGATION REPORT
BCP SITE #C828159

DRAWING TITLE
AOC #8 INJECTION INFRASTRUCTURE
CROSS SECTION AND DETAILS

ISSUED FOR: DRAFT
DESIGNED BY: DPN
DRAWN BY: JMG
REVIEWED BY: DPN
DATE: APRIL 2013

PROJECT/DRAWING NUMBER
209280

FIGURE 13

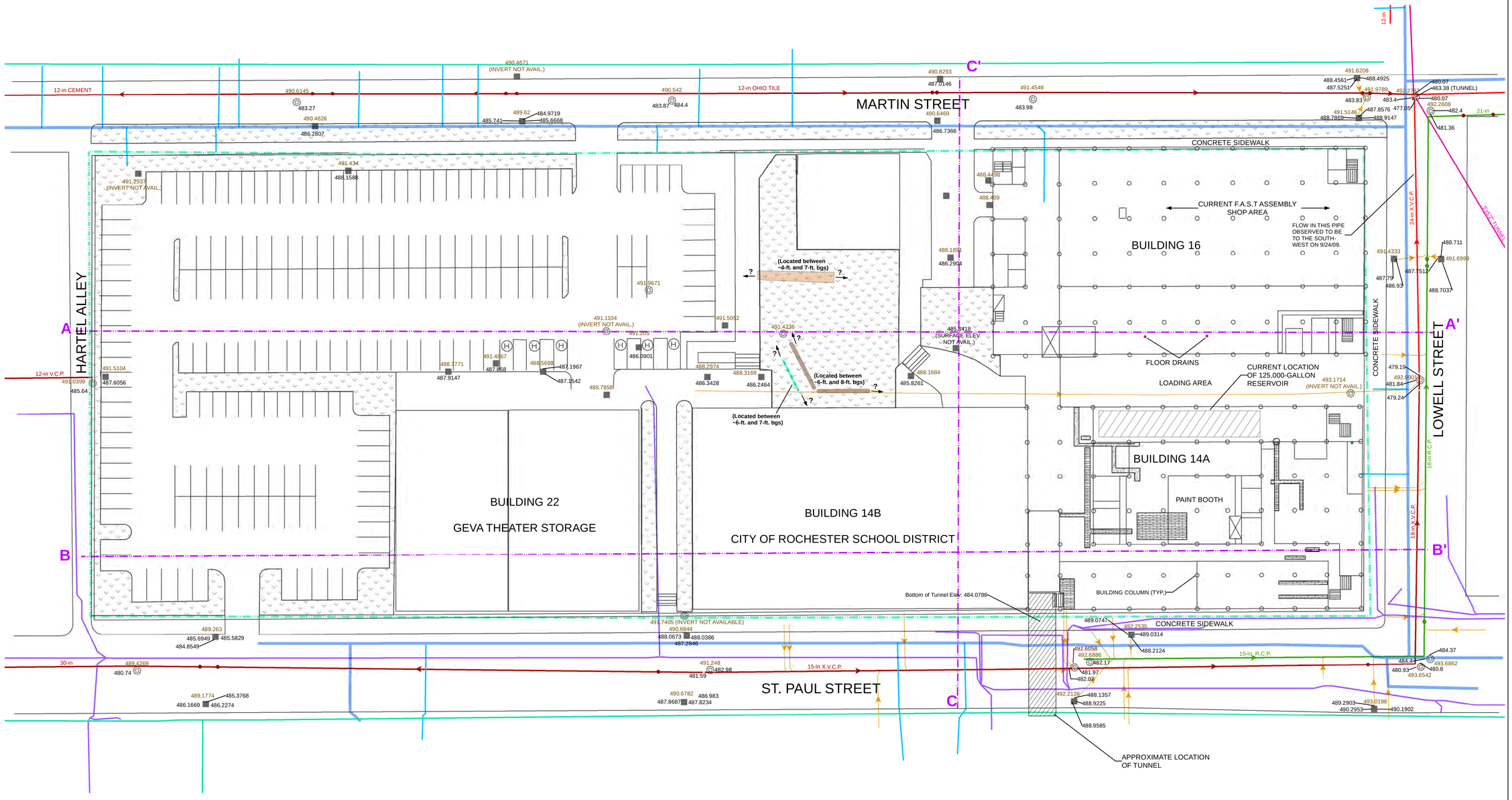

LEGEND

- CONCRETE FILLED FLOOR TRENCH (POSSIBLE FORMER PIPE CHASE)
- OPEN FLOOR TRENCH (POSSIBLE PIPE CHASE)
- GRASS COVERED MEDIAN
- STAIRWAY
- HIGH VOLTAGE UTILITY
- 24-in. Utility
- CrossSectionsA-C
- BCP BOUNDARY
- FLOOR DRAIN
- WATER FILLED PIPE IN FLOOR
- Drainage Structure
- Manhole
- ELEVATOR SHAFT
- RG&E Gas
- RG&E Electric
- WATER MAIN
- WATER LATERAL (Surface Elev. / Invert Elev.)
- EXCAVATED STORMWATER LINE (Surface Elev. / Invert Elev.)
- COMBINATION SEWER
- SANITARY SEWER
- STORM SEWER
- TRUNK SEWER
- SEWER LATERAL

Sources:
(1) RG&E Assets Maps: 4-304 revised Dec 08, 2008; 1-104 revised Aug 25, 2008; St. Paul St. 9.08 revision date illegible; St. Paul St. 9.07A revision date illegible; and St. Paul St. 9.07 revised May 2, 2000 (all RG&E gas and electric lines locations).

(2) City Mile Square 94 Sewer Map updated Feb 1998 (some sewer invert elevations and partial location of storm sewer on 690 St. Paul property).

(3) City Record Maps: C-14 St. Paul 1335.04-75 revised Jan 9, 1975; C-14 Lowell 1336.04-4 revised Jan 9, 1975; and C-14 Martin and Lowell Int - 1336.04-84 revised Oct 3, 1974 (sewer lateral locations and some sewer invert elevations).

(4) Instrument Survey conducted by LaBella Assocites on Sept 29, 2009 (manhole and drainage structure locations, surface elevations, and drainage structure invert elevations).

(5) Monroe County GIS Asset database (locations and directions of all sewer lines).

(6) City of Rochester Water Bureau Water Record Map, undated (locations of all Water Mains and Laterals).

Notes:
(1) SITE PLAN DEVELOPED FROM BERO ASSOCIATES ACHITECTS SITE PLAN FOR 690 SAINT PAUL STREET, ROCHESTER CHARTER SCHOOL SCIENCE AND TECHNOLOGY, DATED APRIL 11, 2000
(2) ALL UTILITIES SHOWN ARE BASED ON AVAILABLE PUBLIC UTILITIES MAPPING. THE EXTENT OF CONTINUANCE ON PRIVATE PROPERTY IS NOT KNOWN.
(3) ALL ELEVATIONS SHOWN REFERENCE NAVD 88 DATUM.
(4) LOCATIONS OF MANHOLES AND DRAINAGE STRUCTURES HAVE BEEN SURVEYED IN THE FIELD (SEE SOURCES). LOCATIONS OF SEWERS ASSOCIATED WITH THESE STRUCTURES IS BASED ON MONROE COUNTY GIS LAYERS OF UNKNOWN ACCURACY. AS A RESULT, STRUCTURES AND THE PIPES THEY DRAIN INTO DO NOT ALWAYS CORRESPOND EXACTLY.
(5) CROSS SECTIONS A-A', B-B' AND C-C' ARE DISPLAYED ON FIGURES 17A THROUGH 17C, RESPECTIVELY.

SCALE IN FEET
0 30 60

LABELLA Associates, D.P.C.
300 STATE STREET
ROCHESTER, NY 14614
P: (585) 454-6110
F: (585) 454-3066
www.labellapc.com
COPYRIGHT 2010

MAPPED SUBSURFACE UTILITIES

REMEDIAL INVESTIGATION REPORT

BROWNFIELD CLEANUP PROGRAM

690 SAINT PAUL STREET
ROCHESTER, NEW YORK

VOLUNTEER:
GENESEE VALLEY REAL ESTATE COMPANY

0 50 Feet
1 inch = 30 feet
Figure Intended to Print as ARCH D (24"x36")

209280

FIGURE 14

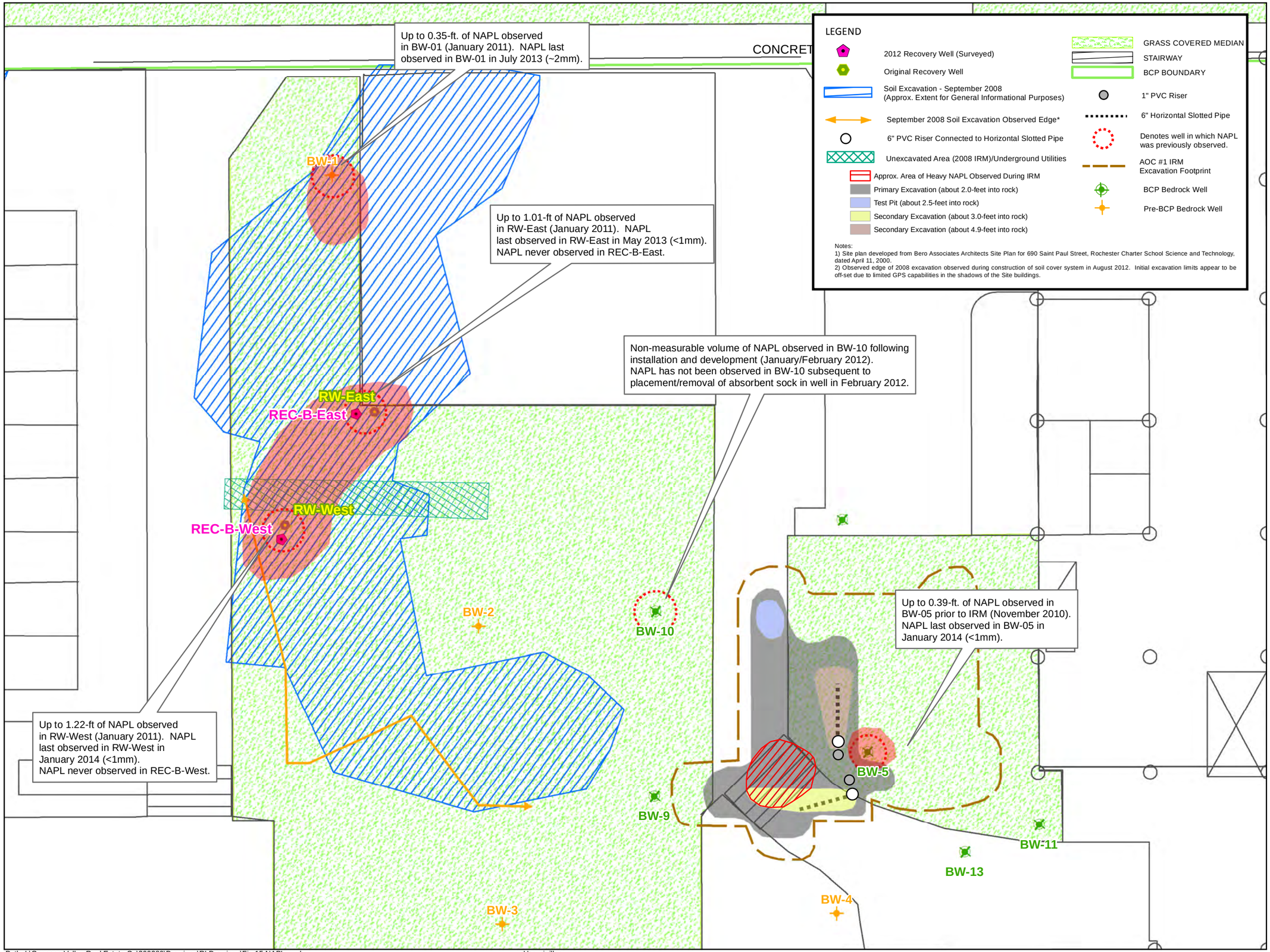

LABELLA Associates, D.P.C.
300 STATE STREET
ROCHESTER, NY 14614
P: (585) 454-6110
F: (585)454-3066
www.labellapc.com
COPYRIGHT 2003

AREAS OF HISTORICALLY OBSERVED NON-AQUEOUS PHASE LIQUID (NAPL)

REMEDIAL INVESTIGATION REPORT

BROWNFIELD CLEANUP PROGRAM

690 SAINT PAUL STREET
ROCHESTER, NEW YORK

VOLUNTEER:
GENESEE VALLEY
REAL ESTATE COMPANY

N E S W

0 10 Feet
1 inch = 15 feet

209280

FIGURE 15

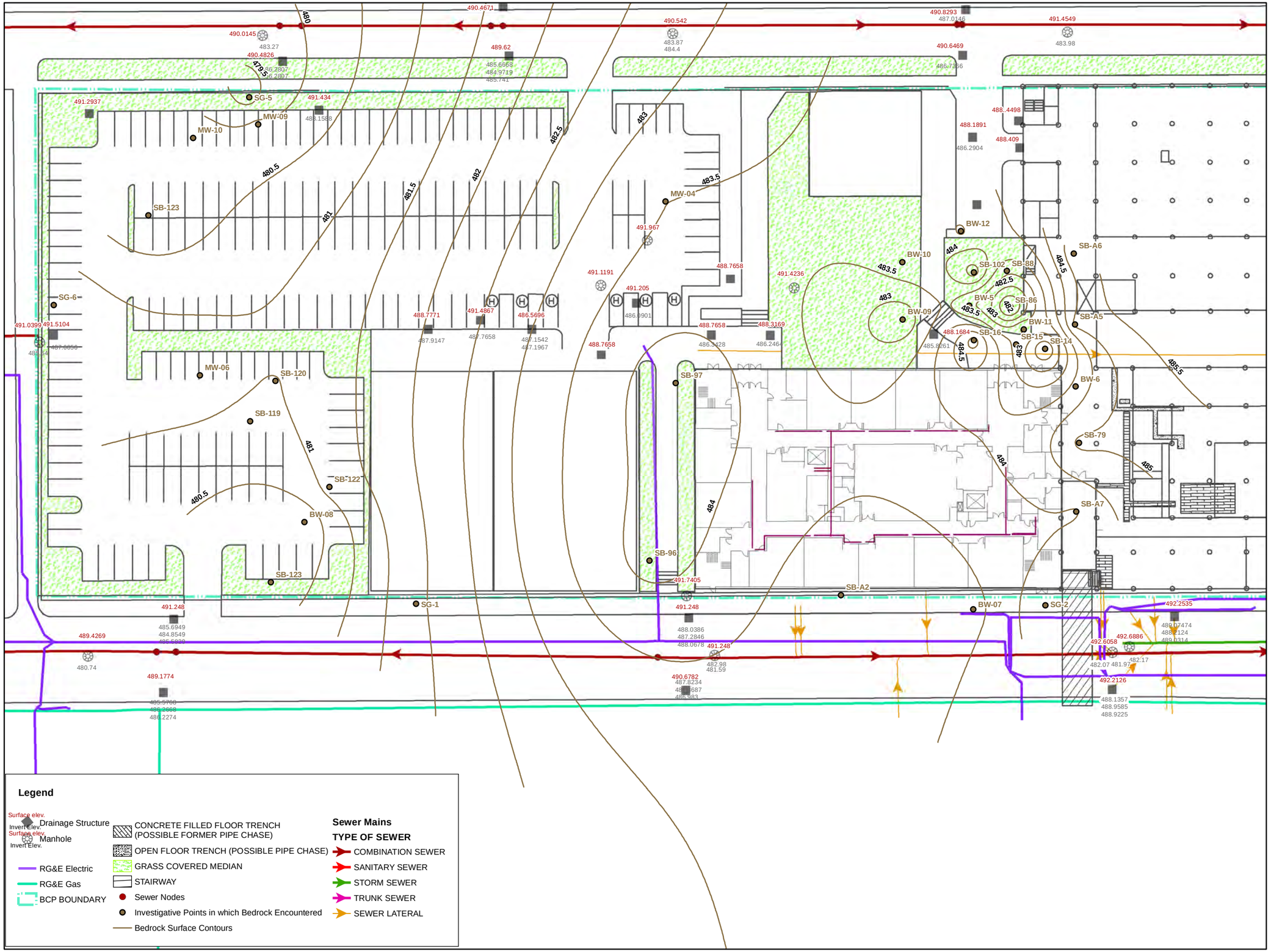

Legend

- Surface elev. / Invert Elev. — Drainage Structure
- Surface elev. / Invert Elev. — Manhole
- RG&E Electric
- RG&E Gas
- BCP BOUNDARY
- CONCRETE FILLED FLOOR TRENCH (POSSIBLE FORMER PIPE CHASE)
- OPEN FLOOR TRENCH (POSSIBLE PIPE CHASE)
- GRASS COVERED MEDIAN
- STAIRWAY
- Sewer Nodes
- Investigative Points in which Bedrock Encountered
- Bedrock Surface Contours

Sewer Mains

TYPE OF SEWER

- COMBINATION SEWER
- SANITARY SEWER
- STORM SEWER
- TRUNK SEWER
- SEWER LATERAL

LABELLA Associates, D.P.C.
300 STATE STREET
ROCHESTER, NY 14614
P: (585) 454-6110
F: (585)454-3066
www.labellapc.com
COPYRIGHT 2003

BEDROCK SURFACE CONTOURS

REMEDIAL INVESTIGATION REPORT

BROWNFIELD CLEANUP PROGRAM

690 SAINT PAUL STREET
ROCHESTER, NEW YORK

VOLUNTEER:
GENESEE VALLEY
REAL ESTATE COMPANY

N E W S

0 25 50 Feet

1 inch = 50 feet

Figure intended to print as 11" x 17"

209280

FIGURE 16

Path: I:\Genesee Valley Real Estate Co\209280\Drawings\RI Drawings\Fig 16- Bedrock Surface Contours V2.mxd

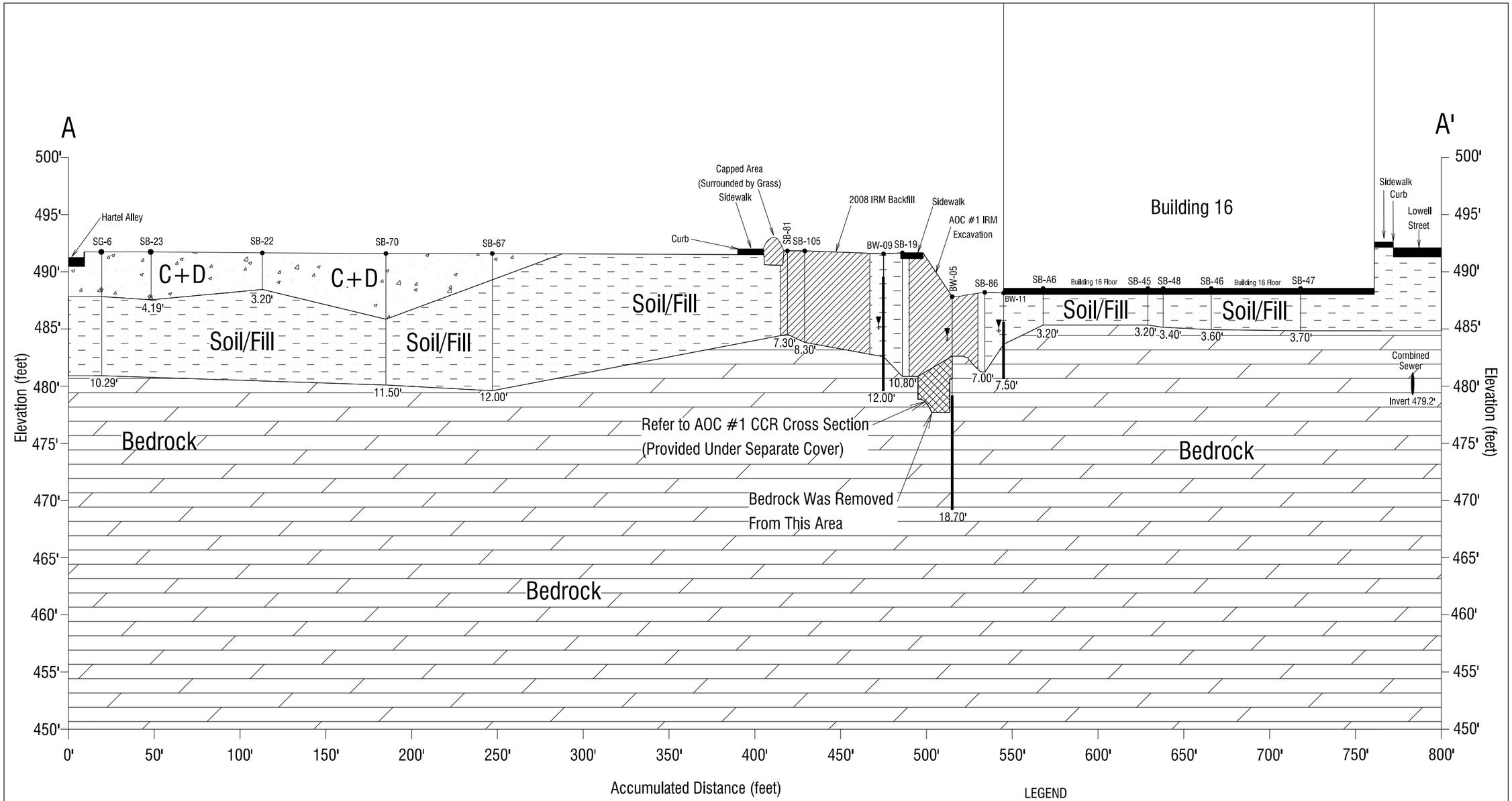

Vertical Exageration = 20 : 3

NOTES:

1. Formations based on interpretation of sub-surface test boring logs.
2. Subsurface formations inferred in areas below the terminal depth of borings, between borings, and beyond the first and last point.
3. 'C+D' refers to construction and demolition debris. This fill layer generally consisted of cinders, brick, concrete, scrap metal, and/or ash.
4. The soil/fill layer generally consisted of native soil with varying amounts of fill consisting of sand and gravel with traces of crushed asphalt.

LEGEND

- C+D
- IRM Backfill
- Soil/Fill
- Bedrock
- Bedrock Removed/IRM Backfill
- Soil Boring/Monitoring Well Location
- Monitoring Well Screened Interval
- 3.20' Depth to Well/Boring Bottom
- Static Groundwater Elevation

LABELLA Associates, D.P.C.
300 STATE STREET
ROCHESTER, NY 14614
P: (585) 454-6110
F: (585) 454-3066
www.labellapc.com

copyright © 2004

PROJECT/CLIENT
REMEDIAL INVESTIGATION REPORT
690 ST. PAUL STREET
ROCHESTER, NY
GENESEE VALLEY REAL ESTATE COMPANY

DRAWING TITLE
GEOLOGIC CROSS SECTION
A-A'

DESIGNED BY: JG
DRAWN BY: PJ
REVIEWED BY: PJ
ISSUED FOR: FINAL
DATE: JANUARY 2014

PROJECT/DRAWING NUMBER
209280

FIGURE 17A

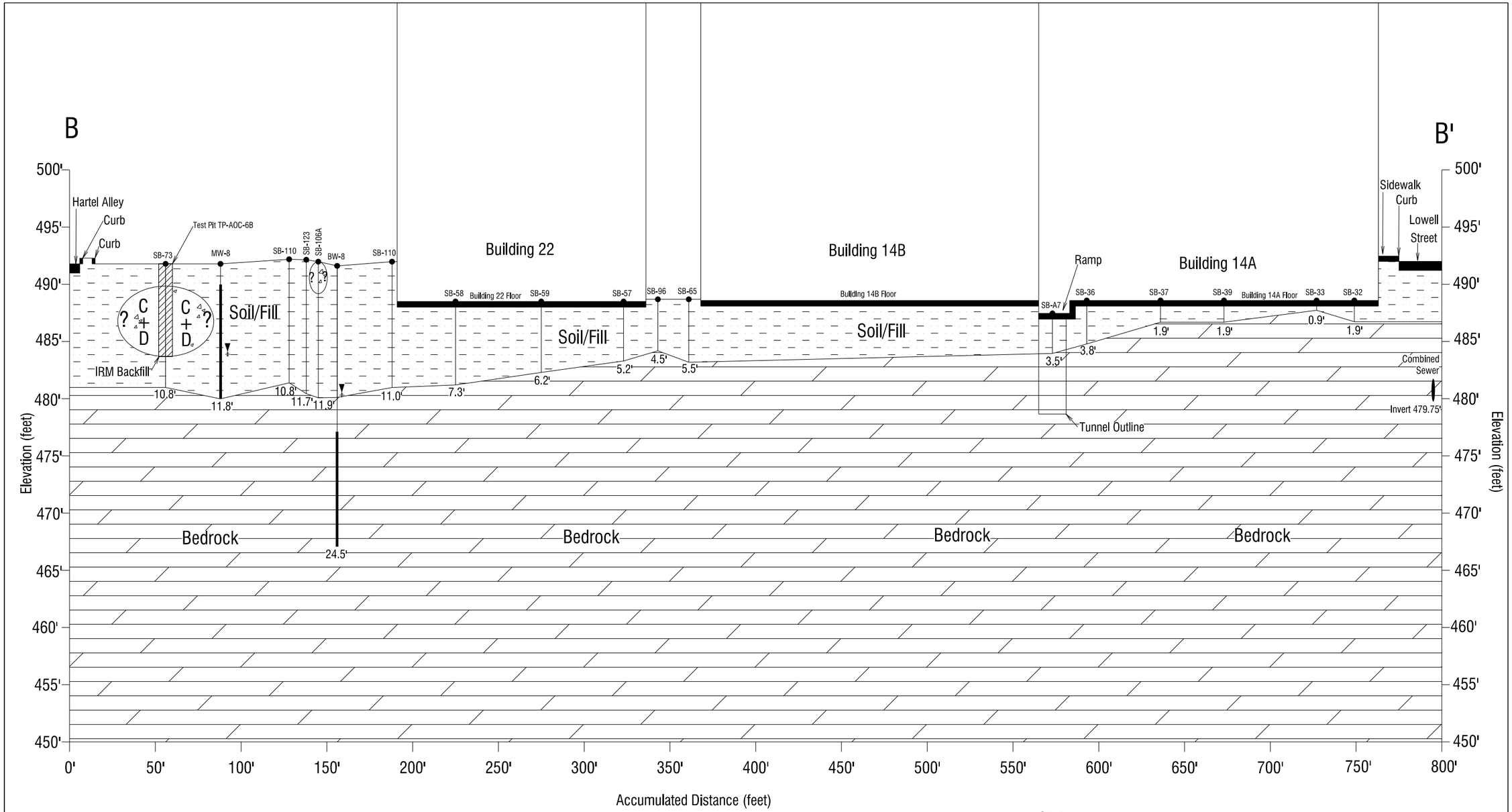

Vertical Exageration = 20 : 3

NOTES:

1. Formations based on interpretation of sub-surface test boring logs.
2. Subsurface formations inferred in areas below the terminal depth of borings, between borings, and beyond the first and last point.
3. 'C+D' refers to construction and demolition debris. This fill layer generally consisted of cinders, brick, concrete, scrap metal, and/or ash.
4. The soil/fill layer generally consisted of native soil with varying amounts of fill consisting of sand and gravel with traces of crushed asphalt.

LEGEND

- C+D
- Soil/Fill
- IRM Backfill
- Bedrock
- Soil Boring/Monitoring Well Location
- Monitoring Well Screened Interval
- 3.20' Depth to Well/Boring Bottom
- Static Groundwater Elevation
- ? Denotes Precise Extent of Fill Unknown

LABELLA Associates, D.P.C.
300 STATE STREET
ROCHESTER, NY 14614
P: (585) 454-6110
F: (585) 454-3066
www.labellapc.com

PROJECT/CLIENT
REMEDIAL INVESTIGATION REPORT
690 ST. PAUL STREET
ROCHESTER, NY
GENESEE VALLEY REAL ESTATE COMPANY

DRAWING TITLE
GEOLOGIC CROSS SECTION B-B'

DESIGNED BY: JG
DRAWN BY: IPJ
REVIEWED BY: IPJ
ISSUED FOR: FINAL
DATE: JANUARY 2014

PROJECT/DRAWING NUMBER
209280

FIGURE 17B

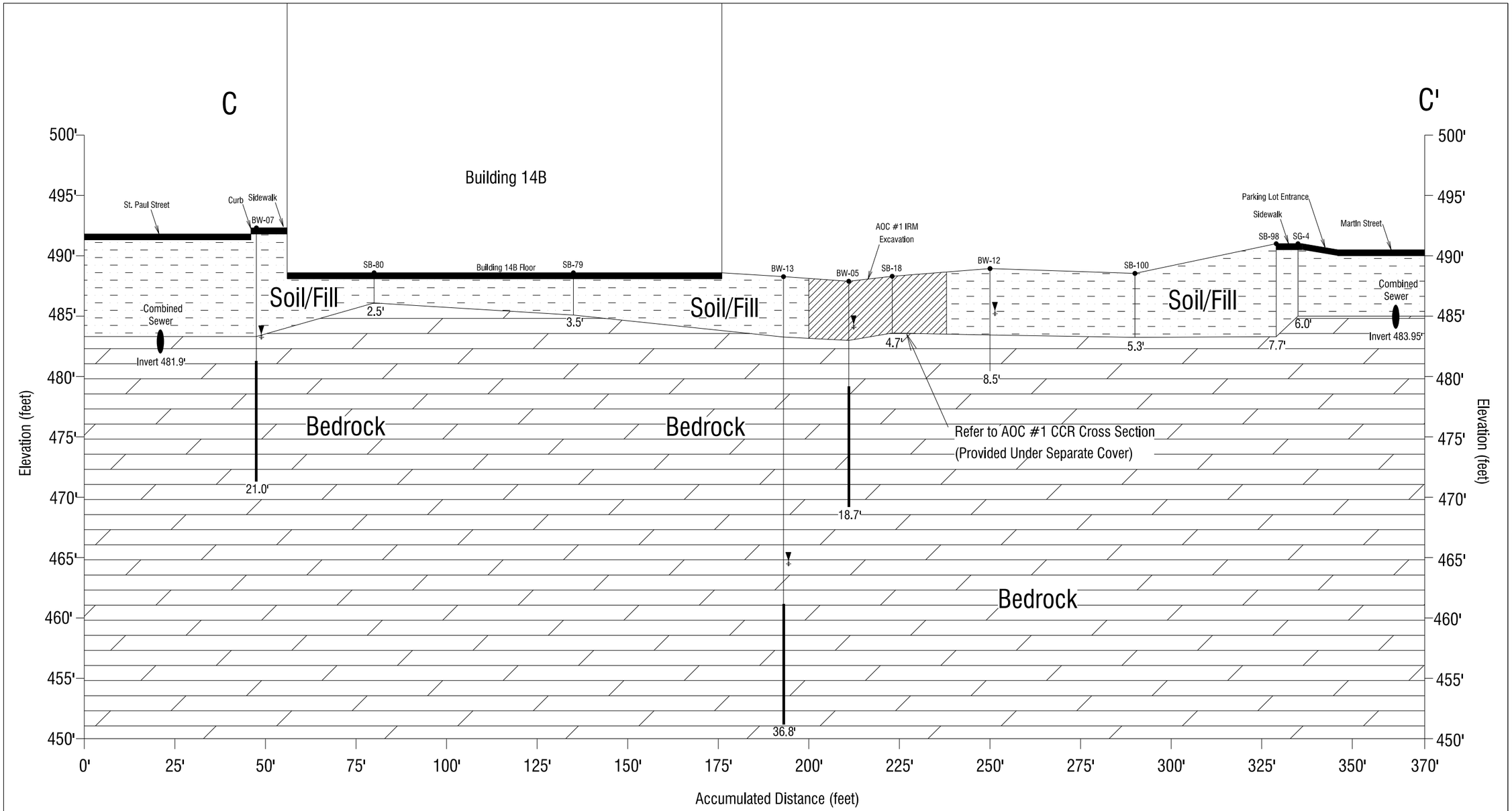

Vertical Exageration = 10 : 3

NOTES:

1. Formations based on Interpretation of sub-surface test boring logs.
2. Subsurface formations inferred in areas below the terminal depth of borings, between borings, and beyond the first and last point.
3. 'C+D' refers to construction and demolition debris. This fill layer generally consisted of cinders, brick, concrete, scrap metal, and/or ash.
4. The soil/fill layer generally consisted of native soil with varying amounts of fill consisting of sand and gravel with traces of crushed asphalt.

LEGEND

- IRM Backfill
- Soil
- Bedrock
- Soil Boring/Monitoring Well Location
- Monitoring Well Screened Interval
- 3.20' Depth to Well/Boring Bottom
- Static Groundwater Elevation

LABELLA Associates, D.P.C.
300 STATE STREET
ROCHESTER, NY 14614
P: (585) 454-6110
F: (585) 454-3066
www.labellapc.com

copyright © 2004

PROJECT/CLIENT
REMEDIAL INVESTIGATION REPORT
690 ST. PAUL STREET
ROCHESTER, NY
GENESEE VALLEY REAL ESTATE COMPANY

DRAWING TITLE
GEOLOGIC CROSS SECTION
C-C'

DESIGNED BY: JG
DRAWN BY: IPJ
REVIEWED BY: IPJ

ISSUED FOR
FINAL

DATE: JANUARY 2014

PROJECT/DRAWING NUMBER
209280

FIGURE 17C



LEGEND

TOTAL VOCS (NOT INCLUDING TICS):

- 9,500-9,752 PPB
- 9,000-9,500 PPB
- 8,000-9,000 PPB (PARTIALLY INTERPRETED)
- 5,000-8,000 PPB
- 2,500-5,000 PPB (PARTIALLY INTERPRETED)
- 1,500-2,500 PPB (PARTIALLY INTERPRETED)
- 25-1,500 PPB (PARTIALLY INTERPRETED)
- 5-25 PPB (PARTIALLY INTERPRETED)

- AOC #1 IRM EXCAVATION AREA (APPROX.)
- NEW OVERBURDEN MONITORING WELLS (OCT. 2012)
- COMPLETED BCP OVERBURDEN WELLS
- COMPLETED BCP BEDROCK WELLS
- COMPLETED PRE-BCP BEDROCK WELLS
- FLOOR DRAIN
- WATER FILLED PIPE IN FLOOR

- CONCRETE FILLED FLOOR TRENCH (POSSIBLE FORMER PIPE CHASE)
- OPEN FLOOR TRENCH (POSSIBLE PIPE CHASE)
- GRASS COVERED MEDIAN
- STAIRWAY
- BCP BOUNDARY

Note:
(1) SITE PLAN DEVELOPED FROM BERO ASSOCIATES ARCHITECTS SITE PLAN FOR 690 SAINT PAUL STREET, ROCHESTER CHARTER SCHOOL SCIENCE AND TECHNOLOGY, DATED APRIL 11, 2000.
(2) GROUNDWATER DATA DISPLAYED IN PARTS PER BILLION (PPB). MOST RECENT SAMPLE DATA USED (I.E., EITHER OCTOBER/NOVEMBER 2012 OR JUNE 2013).
(3) KIRGING MODELING COMPLETED USING GOLDEN SOFTWARE SURFER 8.0. DASHED LINES INDICATE PARTIALLY INTERPRETED CONTOUR LINES COMPLETED DUE TO MODELING LIMITATIONS.

LABELLA Associates, D.P.C.
300 STATE STREET
ROCHESTER, NY 14614
P: (585) 454-6110
F: (585)454-3066
www.labellapc.com
COPYRIGHT 2003

AOC #1 & AOC #6C TOTAL VOC ISOPLETHS: BEDROCK GROUNDWATER

REMEDIAL INVESTIGATION REPORT

BROWNFIELD CLEANUP PROGRAM

690 SAINT PAUL STREET
ROCHESTER, NEW YORK

VOLUNTEER:
GENESEE VALLEY
REAL ESTATE COMPANY

N E S W

10 0 40 Feet

1 inch = 20 feet
Figure Intended to Print as ARCH D (24"x36")

209280

FIGURE 18A

Path: I:\Genesee Valley Real Estate Co\209280\Drawings\Isopleth Maps\Fig 18A AOC 1&6 TotalVOC Isopleths.mxd

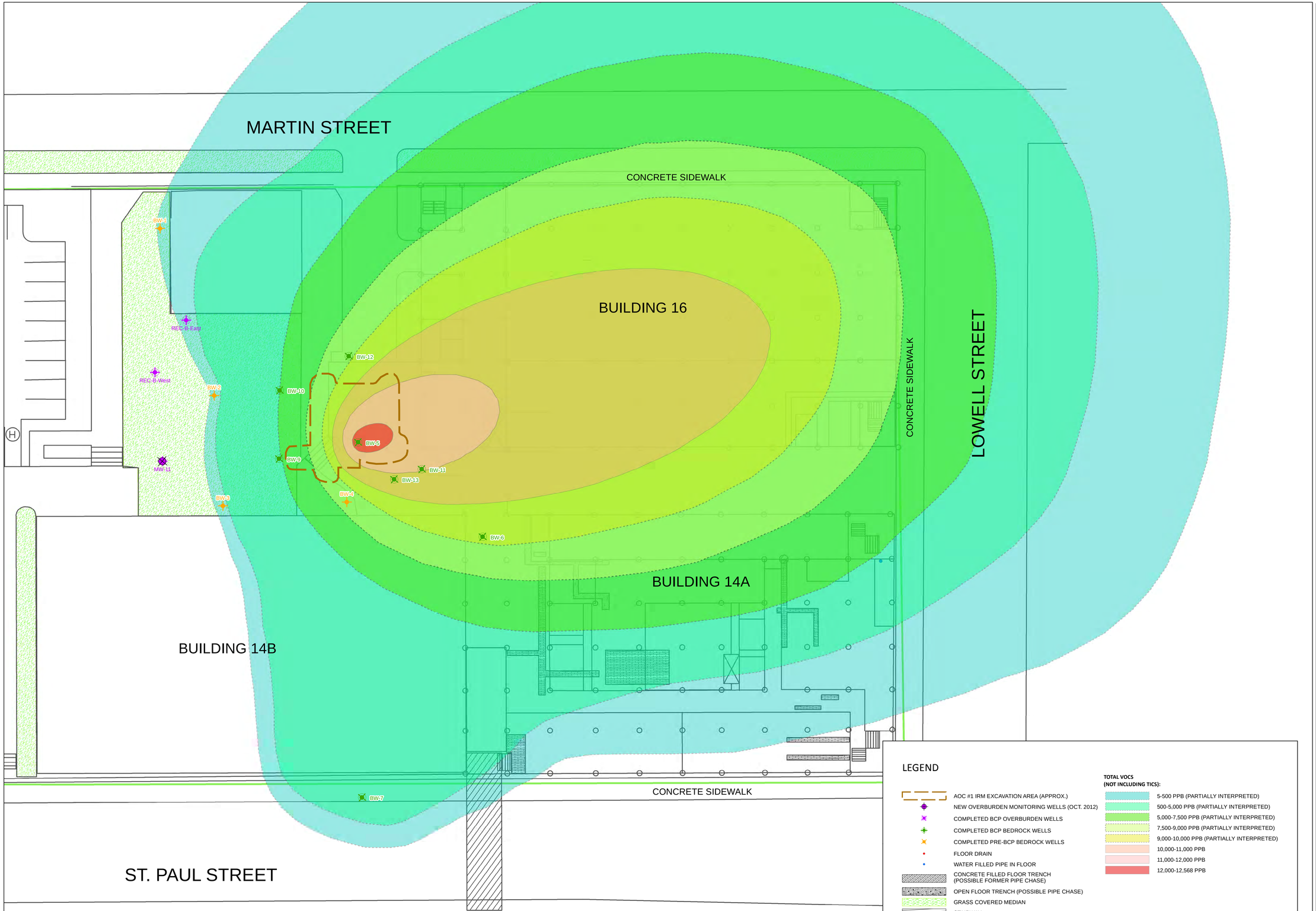

Note:
(1) SITE PLAN DEVELOPED FROM BERO ASSOCIATES ARCHITECTS SITE PLAN FOR 690 SAINT PAUL STREET, ROCHESTER CHARTER SCHOOL SCIENCE AND TECHNOLOGY, DATED APRIL 11, 2000.
(2) GROUNDWATER DATA DISPLAYED IN PARTS PER BILLION (PPB). SAMPLE DATA USED OBTAINED IN SEPTEMBER OR NOVEMBER 2010; DATA FROM WELLS INSTALLED SUBSEQUENT TO THE AOC #1 IRM EXCAVATION NOT USED IN MODELING (I.E., WELLS BW-09 THROUGH BW-13).
(3) KIRGING MODELING COMPLETED USING GOLDEN SOFTWARE SURFER 8.0. DASHED LINES INDICATE PARTIALLY INTERPRETED CONTOUR LINES COMPLETED DUE TO MODELING LIMITATIONS.

Path: I:\Genesee Valley Real Estate Co\209280\Drawings\Isopleth Maps\Fig 18B AOC 1&6 TotalVOC PreIRM Isopleths.mxd

LABELLA Associates, D.P.C.
300 STATE STREET
ROCHESTER, NY 14614
P: (585) 454-6110
F: (585)454-3066
www.labellapc.com
COPYRIGHT 2003

Pre-IRM AOC #1 IRM AOC #1 & AOC #6C TOTAL VOC ISOPLETHS: BEDROCK GROUNDWATER

REMEDIAL INVESTIGATION REPORT

BROWNFIELD CLEANUP PROGRAM

690 SAINT PAUL STREET
ROCHESTER, NEW YORK

VOLUNTEER:
GENESEE VALLEY
REAL ESTATE COMPANY

10 0 40 Feet

1 inch = 20 feet
Figure Intended to Print as ARCH D (24"x36")

209280

FIGURE 18B

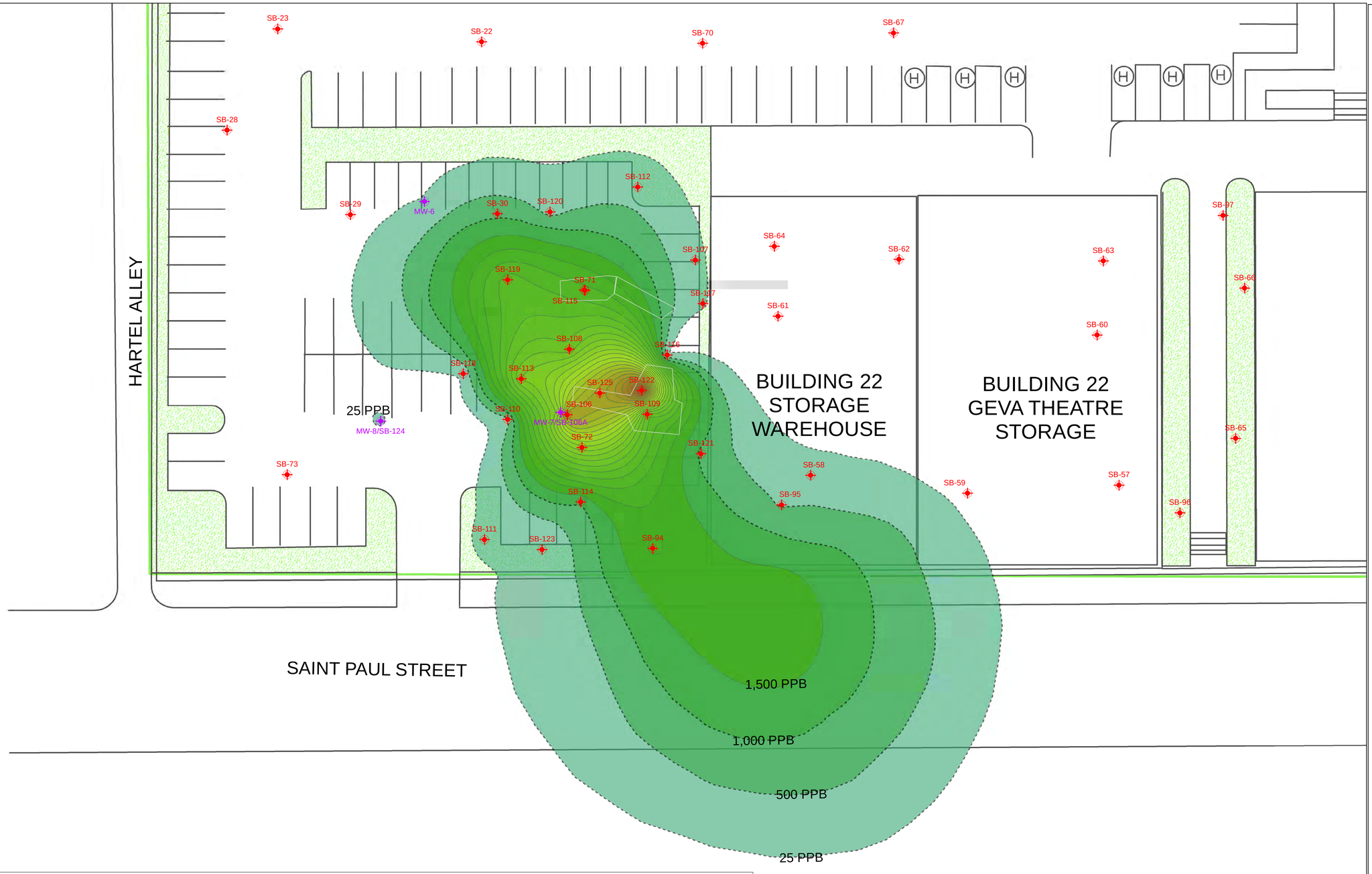

LEGEND

- NEW OVERBURDEN MONITORING WELLS (OCT. 2012)
- COMPLETED BCP SOIL BORING
- COMPLETED BCP OVERBURDEN WELLS
- COMPLETED PRE-BCP BEDROCK WELLS
- COMPLETED TEST PITS JULY 2012
- FLOOR DRAIN
- WATER FILLED PIPE IN FLOOR
- CONCRETE FILLED FLOOR TRENCH (POSSIBLE FORMER PIPE CHASE)
- OPEN FLOOR TRENCH (POSSIBLE PIPE CHASE)
- GRASS COVERED MEDIAN
- STAIRWAY
- BCP BOUNDARY

TOTAL VOCS IN OVERBURDEN GROUNDWATER (PPB):

25 — 2,000 — 7,000 — 10,000 — 12,500

Note:
(1) SITE PLAN DEVELOPED FROM BERO ASSOCIATES ARCHITECTS SITE PLAN FOR 690 SAINT PAUL STREET, ROCHESTER CHARTER SCHOOL SCIENCE AND TECHNOLOGY, DATED APRIL 11, 2000.
(2) INITIAL RI DATA USED FOR SP-15 SAMPLES (I.E. 2010) AND AS SUCH IT SHOULD BE NOTED THAT THE MAJORITY OF THE DATA WAS COLLECTED PRIOR TO THE REMOVAL OF APPROX. 60 TONS OF TCE-IMPACTED SOIL DURING TEST PITTING IN JULY 2012. NOVEMBER 2012 DATA USED FOR OVERBURDEN MONITORING WELL SAMPLES. GROUNDWATER DATA DISPLAYED IN PARTS PER BILLION (PPB).
(3) KIRGING MODELING COMPLETED USING GOLDEN SOFTWARE SURFER 8.0. DASHED LINES INDICATE PARTIALLY INTERPRETED CONTOUR LINES COMPLETED DUE TO MODELING LIMITATIONS.

LABELLA Associates, D.P.C.
300 STATE STREET
ROCHESTER, NY 14614
P: (585) 454-6110
F: (585)454-3066
www.labellapc.com
COPYRIGHT 2003

AOC #8
TOTAL VOC ISOPLETHS: OVERBURDEN GROUNDWATER

REMEDIAL INVESTIGATION REPORT

BROWNFIELD CLEANUP PROGRAM

690 SAINT PAUL STREET
ROCHESTER, NEW YORK

VOLUNTEER:
GENESEE VALLEY
REAL ESTATE COMPANY

N E W S

10 0 30 Feet

1 inch = 15 feet
Figure Intended to Print as ARCH D (24"x36")

209280

FIGURE 18C

Path: I:\Genesee Valley Real Estate Co\209280\Drawings\Isopleth Maps\Fig 18C AOC 8 TotalVOC Isopleths.mxd

Legend

- Cross Section D-D'
- Approx. Potential Former Oil House Piping (Based on 1950/1971 Sanborns)
- Observed Extent of 3"-4" Steel Pipe
- Reported Former Location of 500-gallon UST
- Approx. Former Oil House Footprint (Based on 1950/1971 Sanborns)
- Apparent Former Concrete Catch Basin
- Bedrock Groundwater Contours
- Bedrock Excavation Footprint
- IRM Excavation Area (Approximate)
- Sewer Lateral (Based on Monroe County Mile Square Map-July 1975)
- Completed BCP Bedrock Wells

HISTORICAL CATCH BASIN:
POTENTIAL SOURCE OF
NAPL AND/OR SOLVENTS

SEWER LATERAL:
POTENTIAL CONVEYOR
OF NAPL AND/OR SOLVENT
IMPACTED GROUNDWATER

**FORMER OIL
HOUSE FOOTPRINT:**
POTENTIAL SOURCE OF
NAPL AND/OR SOLVENTS

**REPORTED POTENTIAL FORMER
LOCATION OF 500-GALLON UST:**
POTENTIAL SOURCE OF
NAPL AND/OR SOLVENTS

BW-12
BW-10
BW-2
BW-5
BW-11
BW-13
BW-4
BW-6

485.5
485
484.5
484
484.5

D
D'

Bedrock Groundwater Flow

NOTES:
(1) Former 500-gallon UST is associated with NYSDEC Spill #0270335. Precise location is unknown; however, an owner representative previously indicated that he believed the UST was removed in the vicinity of the stairwell in AOC #1.
(2) Approximate locations of former oil house and associated piping obtained from 1950 Sanborn Fire Insurance Map.
(3) Piping and catch basin depicted in blue were observed during the IRM excavation.
(4) Refer to Figure 7C for details regarding bedrock groundwater contouring.
(5) Refer to corresponding Figure 19B for cross-section D-D'.

LABELLA Associates, D.P.C.
300 STATE ST REET
ROCHESTER, NY 14614
P: (585) 454-6110
F: (585)454-3066
www.labellapc.com
COPYRIGHT 2020

SITE CONCEPTUAL MODEL: AOC #1

REMEDIAL INVESTIGATION REPORT

BROWNFIELD CLEANUP PROGRAM

690 SAINT PAUL STREET
ROCHESTER, NEW YORK

VOLUNTEER:
GENESEE VALLEY
REAL ESTATE COMPANY

N E S W

0 20 Feet

1 inch = 15 feet

Figure intended to print as 11" x 17"

209280

FIGURE 19A

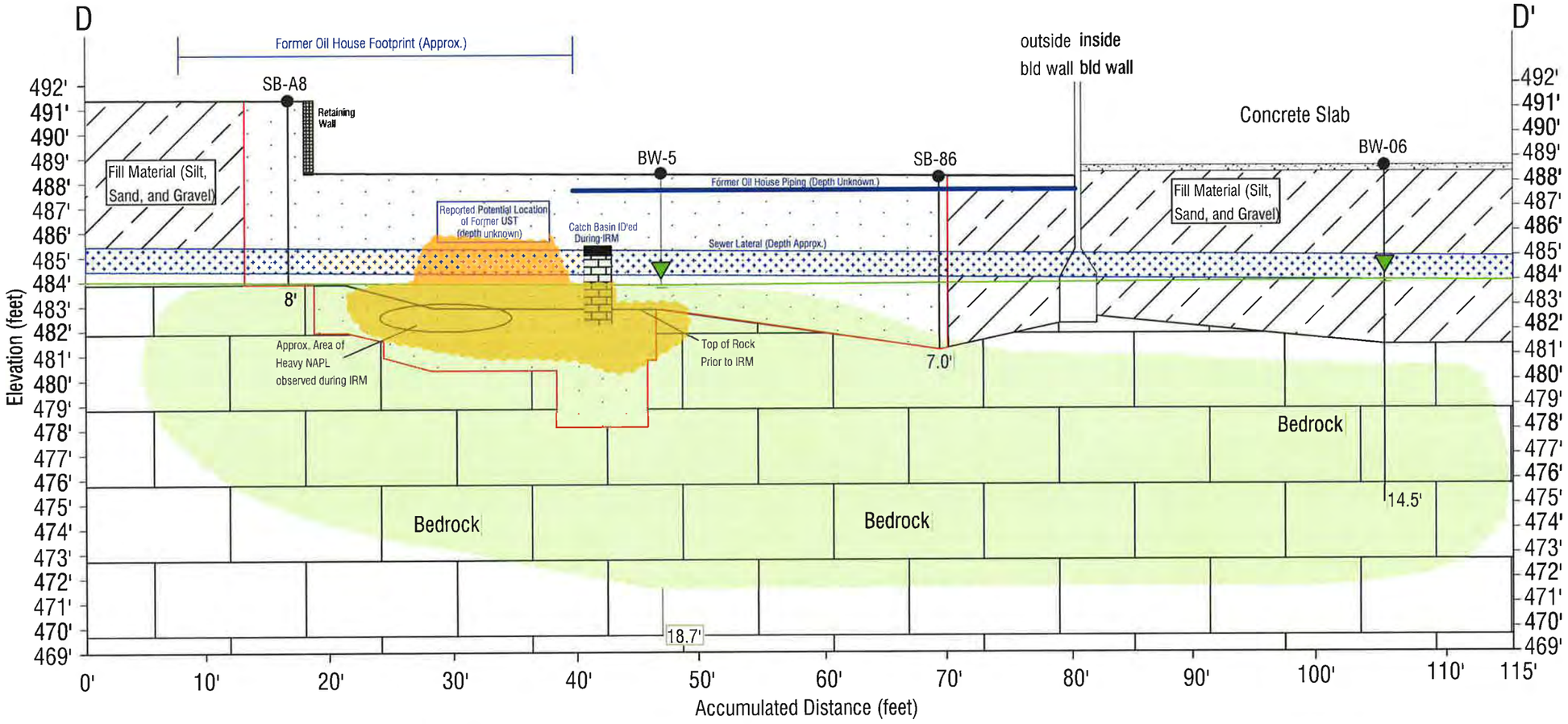

LEGEND

NOTE:
1. Formations based on boring log notes.
2. Subsurface formations inferred in areas below the terminal depth of borings and beyond the first and last point.
3. Refer to Figure 19A for overview of cross-section D-D' and surrounding features.

- Extent of AOC #1 IRM Excavation
- Sewer Lateral
- Bedrock
- IRM Backfill
- Source Area/NAPL
- Dissolved Phase VOC Impacts (Likely Migrated via Groundwater Flow & Utility Bedding)
- Soil Boring Location
- 30.0' Depth to Boring Bottom
- Fill Material
- SWL (April 2013)

LABELLA Associates, P.C.
300 STATE STREET
ROCHESTER, NY 14614
P: (585) 454-6110
F: (585) 454-3066
www.labellapc.com

PROJECT/CLIENT
REMEDIAL INVESTIGATION REPORT
BROWNFIELD CLEANUP PROGRAM
690 SAINT PAUL STREET
ROCHESTER, NEW YORK

DRAWING TITLE
CONCEPTUAL SITE MODEL: AOC #1
GEOLOGIC CROSS SECTION
D-D'

ISSUED FOR: FINAL
DESIGNED BY: JMG
DRAWN BY: JMG
REVIEWED BY: DN
DATE: January 2014

PROJECT/DRAWING NUMBER
209280

FIGURE 19B

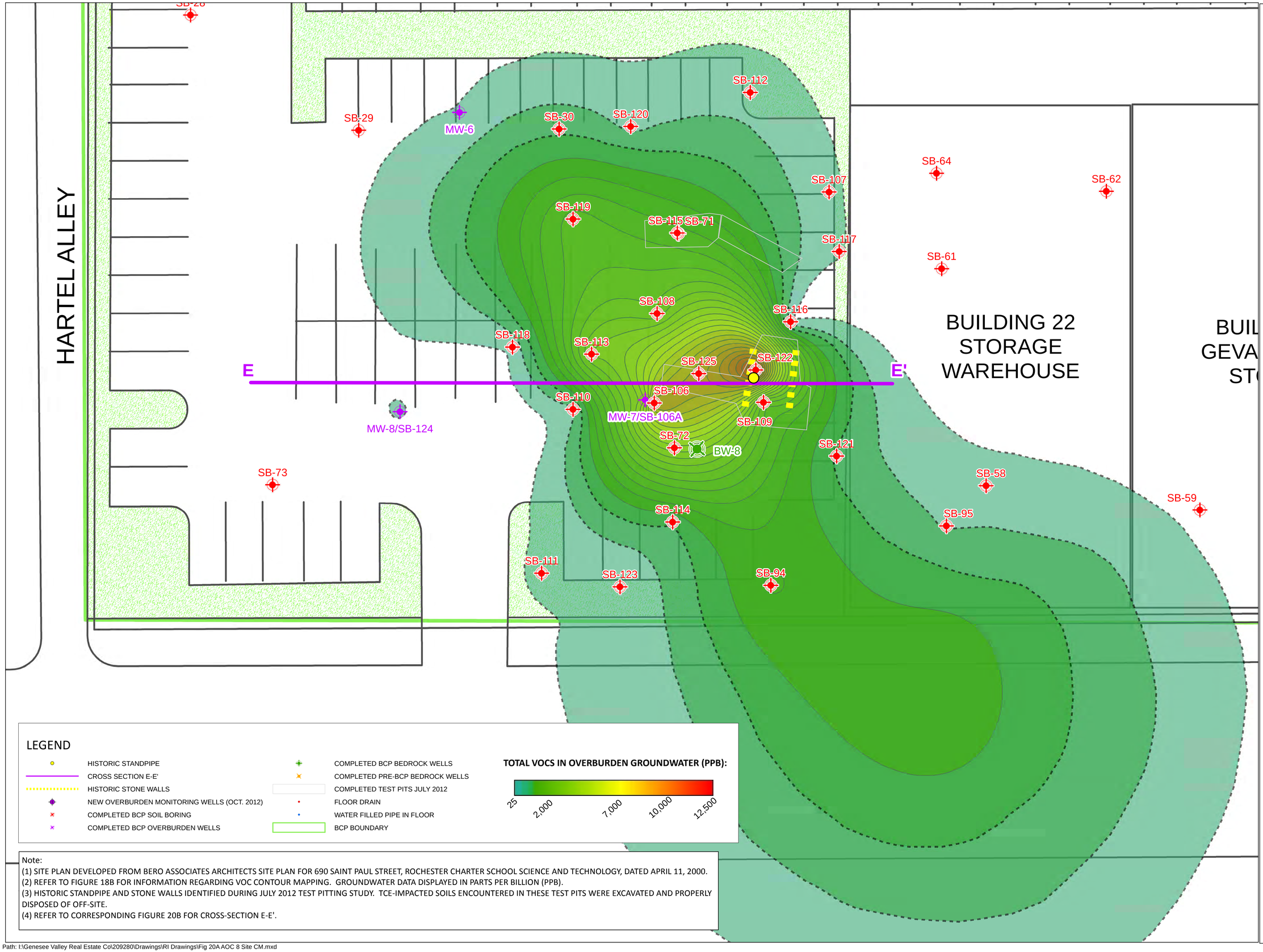

Note:
(1) SITE PLAN DEVELOPED FROM BERO ASSOCIATES ARCHITECTS SITE PLAN FOR 690 SAINT PAUL STREET, ROCHESTER CHARTER SCHOOL SCIENCE AND TECHNOLOGY, DATED APRIL 11, 2000.
(2) REFER TO FIGURE 18B FOR INFORMATION REGARDING VOC CONTOUR MAPPING. GROUNDWATER DATA DISPLAYED IN PARTS PER BILLION (PPB).
(3) HISTORIC STANDPIPE AND STONE WALLS IDENTIFIED DURING JULY 2012 TEST PITTING STUDY. TCE-IMPACTED SOILS ENCOUNTERED IN THESE TEST PITS WERE EXCAVATED AND PROPERLY DISPOSED OF OFF-SITE.
(4) REFER TO CORRESPONDING FIGURE 20B FOR CROSS-SECTION E-E'.

LABELLA Associates, D.P.C.
300 STATE STREET
ROCHESTER, NY 14614
P: (585) 454-6110
F: (585)454-3066
www.labellapc.com
COPYRIGHT 2003

SITE CONCEPTUAL MODEL: AOC #8

REMEDIAL INVESTIGATION REPORT

BROWNFIELD CLEANUP PROGRAM

690 SAINT PAUL STREET
ROCHESTER, NEW YORK

VOLUNTEER:
GENESEE VALLEY
REAL ESTATE COMPANY

N E S W

10 0 10 Feet

1 inch = 10 feet
Figure Intended to Print as ARCH D (24"x36")

209280

FIGURE 20A

Path: I:\Genesee Valley Real Estate Co\209280\Drawings\RI Drawings\Fig 20A AOC 8 Site CM.mxd

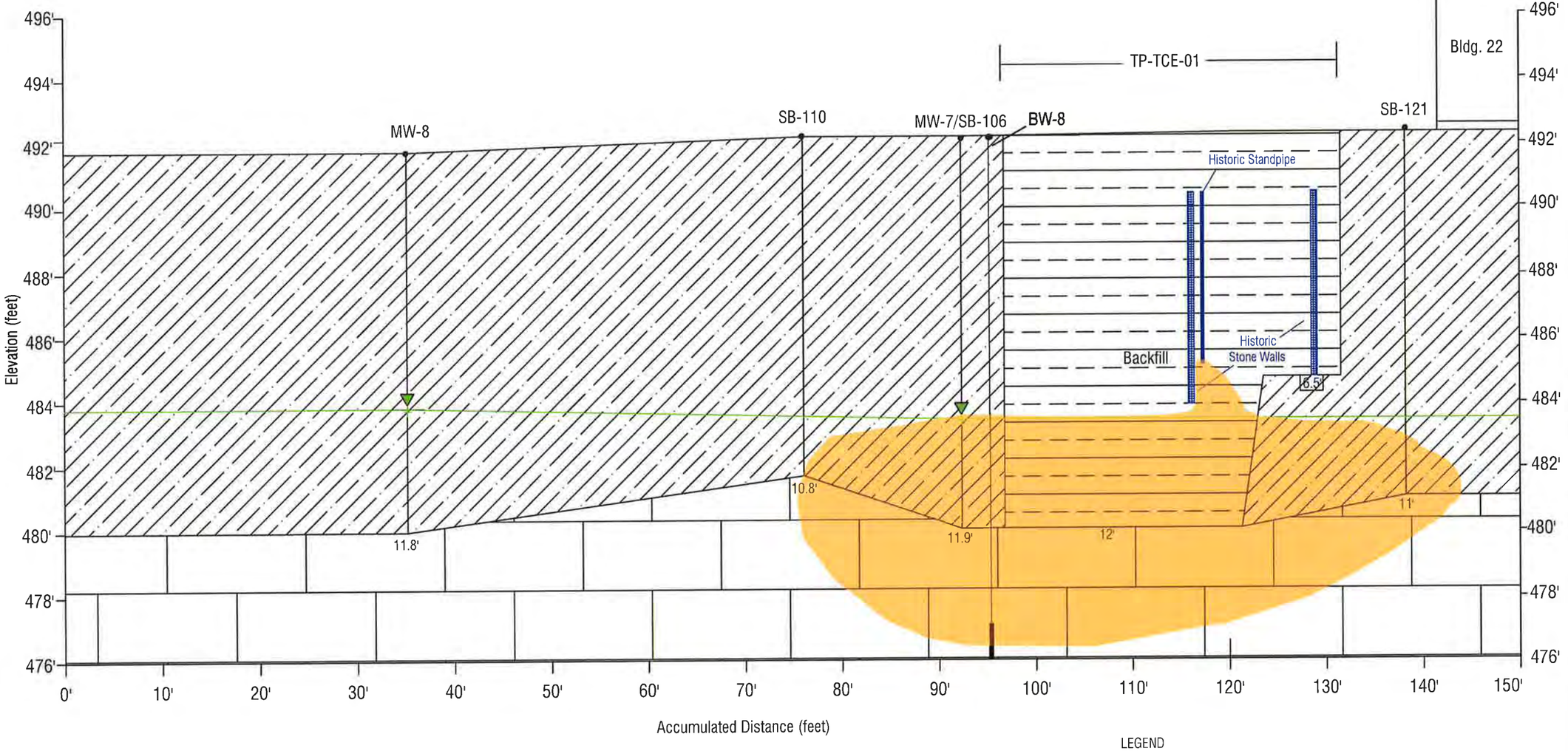

NOTES:

1. Formations based on interpretation of sub-surface test boring logs.
2. Subsurface formations inferred in areas below the terminal depth of borings, between borings, and beyond the first and last point.
3. Fill layer generally consisted of cinders, brick, concrete, scrap metal, and/or ash.

LEGEND

- Test Pit Backfill
- Soil Boring Location
- 11' Depth to Boring Bottom
- Soil/Fill
- Bedrock
- Overburden SWL (April 4, 2013)
- Dissolved Phase Impacts (Potentially from a Wastewater Source, Discharged to Former Floor Drain and Migrated via Groundwater Flow)

LABELLA Associates, P.C.
300 STATE STREET
ROCHESTER, NY 14614
P. (585) 454-6110
F. (585) 454-3066
www.labellapc.com

PROJECT/CLIENT
REMEDIAL INVESTIGATION REPORT
690 ST. PAUL STREET
ROCHESTER, NY
GENESEE VALLEY REAL ESTATE COMPANY

DRAWING TITLE
CONCEPTUAL SITE MODEL: AOC #8
GEOLOGIC CROSS SECTION
E-E'

ISSUED FOR: FINAL
DESIGNED BY: JG
DRAWN BY: ITJ
REVIEWED BY: JPJ
DATE: JANUARY 2014

PROJECT/DRAWING NUMBER
209280

FIGURE 20B

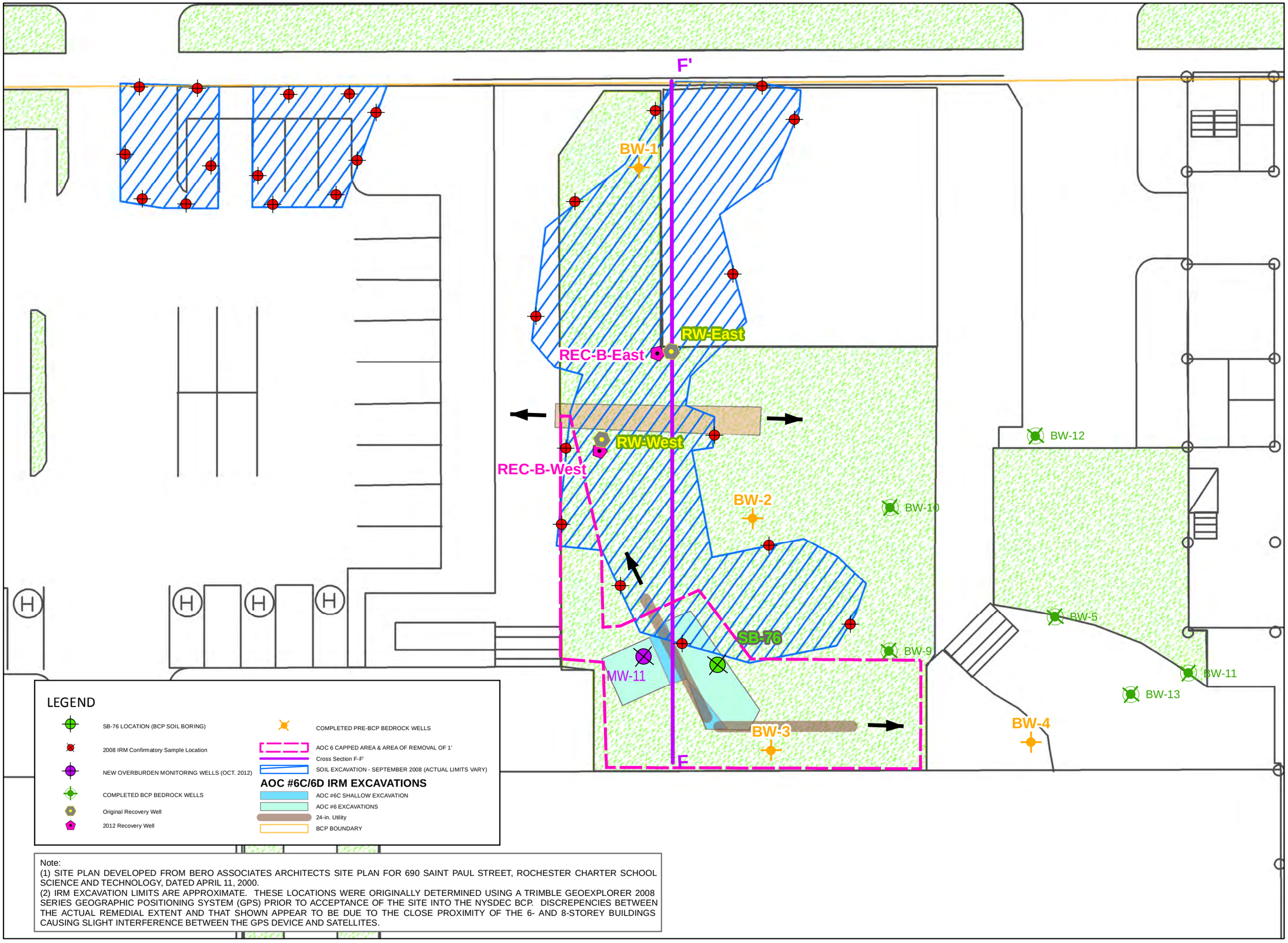

LEGEND

- SB-76 LOCATION (BCP SOIL BORING)
- 2008 IRM Confirmatory Sample Location
- NEW OVERBURDEN MONITORING WELLS (OCT. 2012)
- COMPLETED BCP BEDROCK WELLS
- Original Recovery Well
- 2012 Recovery Well
- COMPLETED PRE-BCP BEDROCK WELLS
- AOC 6 CAPPED AREA & AREA OF REMOVAL OF 1'
- Cross Section F-F'
- SOIL EXCAVATION - SEPTEMBER 2008 (ACTUAL LIMITS VARY)

AOC #6C/6D IRM EXCAVATIONS

- AOC #6C SHALLOW EXCAVATION
- AOC #6 EXCAVATIONS
- 24-in. Utility
- BCP BOUNDARY

Note:
(1) SITE PLAN DEVELOPED FROM BERO ASSOCIATES ARCHITECTS SITE PLAN FOR 690 SAINT PAUL STREET, ROCHESTER CHARTER SCHOOL SCIENCE AND TECHNOLOGY, DATED APRIL 11, 2000.
(2) IRM EXCAVATION LIMITS ARE APPROXIMATE. THESE LOCATIONS WERE ORIGINALLY DETERMINED USING A TRIMBLE GEOEXPLORER 2008 SERIES GEOGRAPHIC POSITIONING SYSTEM (GPS) PRIOR TO ACCEPTANCE OF THE SITE INTO THE NYSDEC BCP. DISCREPENCIES BETWEEN THE ACTUAL REMEDIAL EXTENT AND THAT SHOWN APPEAR TO BE DUE TO THE CLOSE PROXIMITY OF THE 6- AND 8-STOREY BUILDINGS CAUSING SLIGHT INTERFERENCE BETWEEN THE GPS DEVICE AND SATELLITES.

Path: I:\Genesee Valley Real Estate Co\209280\Drawings\RI Drawings\Fig 21A - AOC #6C SCM.mxd

LABELLA Associates, D.P.C.
300 STATE STREET
ROCHESTER, NY 14614
P: (585) 454-6110
F: (585)454-3066
www.labellapc.com
COPYRIGHT 2003

Site Conceptual Model: AOC #6C

REMEDIAL INVESTIGATION REPORT

BROWNFIELD CLEANUP PROGRAM

690 SAINT PAUL STREET
ROCHESTER, NEW YORK

VOLUNTEER:
GENESEE VALLEY
REAL ESTATE COMPANY

N E W S

0 5 10 20 Feet

1 inch = 20 feet

Figure Intended to Print as 11"x17"

209280

FIGURE 21A

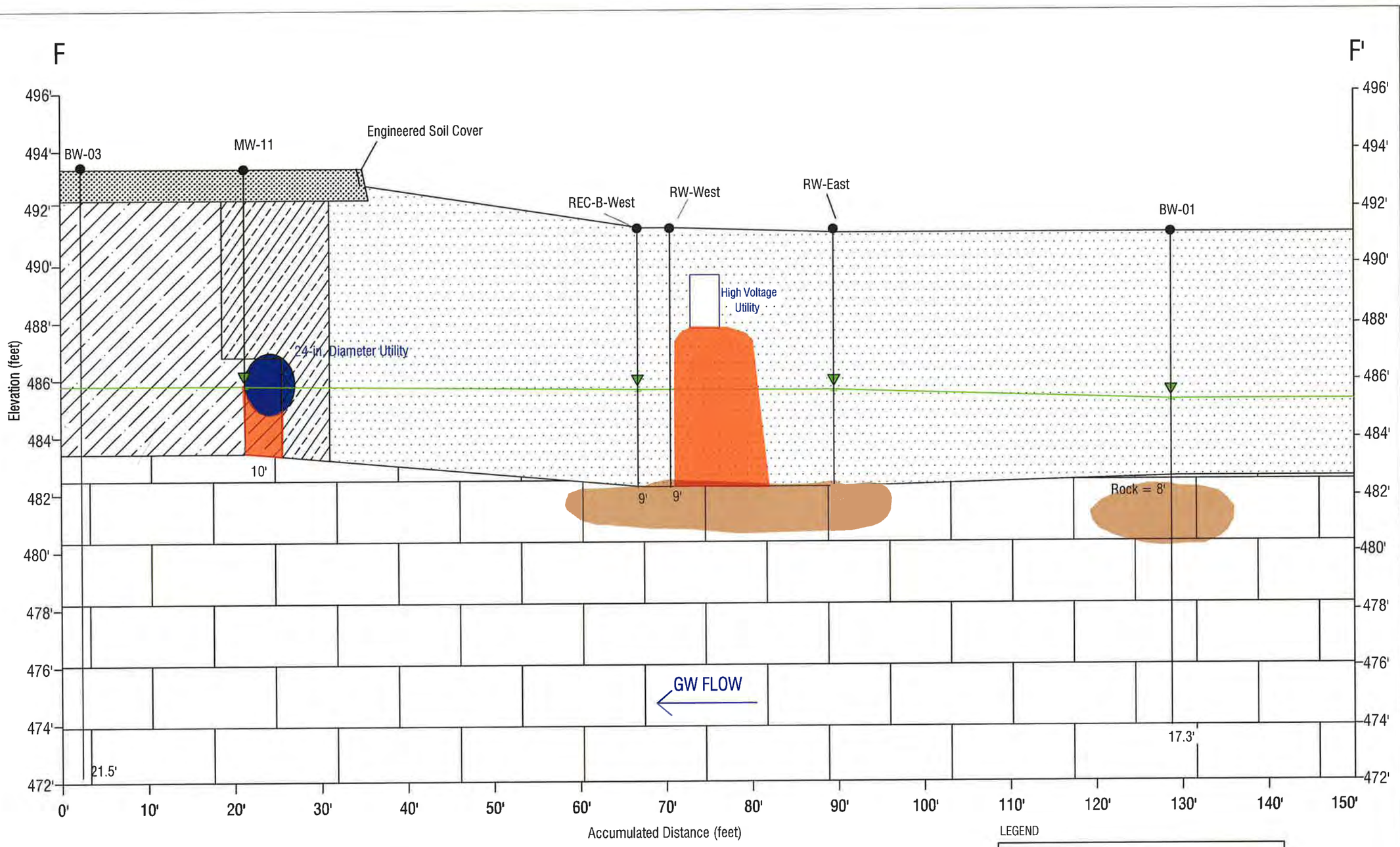

NOTES:

1. Formations based on interpretation of sub-surface test boring logs.
2. Subsurface formations inferred in areas below the terminal depth of borings, between borings, and beyond the first and last point.

LEGEND

- Test Pit Backfill
- Soil
- 2008 IRM Backfill
- Soil Boring Location
- 11' Depth to Boring Bottom
- Bedrock
- Static Water Level (April 4, 2013)
- Residual VOC Petroleum Soil Impacts Left in Place due to Utilities
- Residual & Limited NAPL in Top of Bedrock

LABELLA Associates, P.C.
300 STATE STREET
ROCHESTER, NY 14614
P: (585) 454-6110
F: (585) 454-3066
www.labellapc.com

PROJECT/CLIENT
REMEDIAL INVESTIGATION REPORT
690 ST. PAUL STREET
ROCHESTER, NY
GENESEE VALLEY REAL ESTATE COMPANY

DRAWING TITLE
CONCEPTUAL SITE MODEL: AOC #6C
GEOLOGIC CROSS SECTION
F-F'

DESIGNED BY JS
DRAWN BY PJ
REVIEWED BY PJ
ISSUED FOR: FINAL
DATE: JANUARY 2014

PROJECT/DRAWING NUMBER
209280

FIGURE 21B

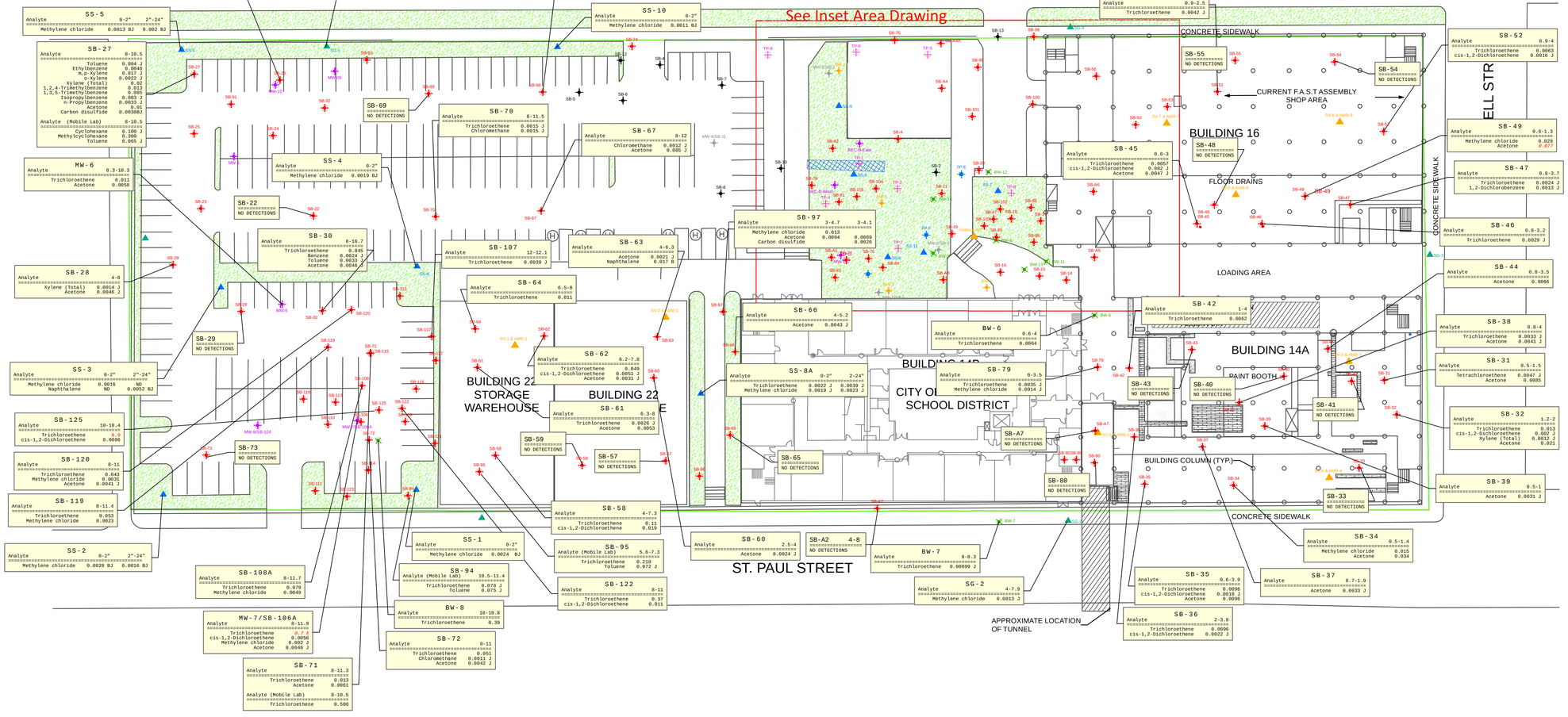

LEGEND

- COMPLETED BCP SEDIMENT SAMPLE
- COMPLETED BCP SOIL BORING
- COMPLETED BCP OVERBURDEN WELLS
- COMPLETED BCP BEDROCK WELLS
- COMPLETED BCP TEST PITS
- COMPLETED BCP SOIL GAS SAMPLE
- COMPLETED BCP SOIL VAPOR SAMPLE
- COMPLETED BCP SURFACE SOIL SAMPLE
- COMPLETED PRE-BCP OVERBURDEN WELL
- COMPLETED PRE-BCP SOIL BORING
- COMPLETED PRE-BCP BEDROCK WELLS
- COMPLETED PRE-BCP PHASE II TEST PIT
- FLOOR DRAIN
- WATER FILLED PIPE IN FLOOR
- TUNNEL
- UNEXCAVATED AREA
- BCP BOUNDARY
- CONCRETE FILLED FLOOR TRENCH (POSSIBLE FORMER PIPE CHASE)
- OPEN FLOOR TRENCH (POSSIBLE PIPE CHASE)
- GRASS COVERED MEDIAN
- STAIRWAY

Note:
(1) SITE PLAN DEVELOPED FROM BERO ASSOCIATES ARCHITECTS SITE PLAN FOR 690 SAINT PAUL STREET, ROCHESTER CHARTER SCHOOL SCIENCE AND TECHNOLOGY, DATED APRIL 11, 2000.
(2) All values in mg/kg
(3) **Red bold** values exceed NYS Part 376-6.8a for Unrestricted Use.
(4) *Italic* values exceed NYS Part 376-6.8a for Protection of Groundwater.
(5) Soil samples were collected from Soil Borings at the depth shown. Depths are in feet unless otherwise indicated.
(6) Soil samples were collected from Surface Soil locations at depths of 0"-2" and 2"-24". If only one of these two depths is shown, the analyte was not detected at the other.

Path: I:\Genesee Valley Real Estate Co\209280\Drawings\ESPASE - ppm\MAP.2012.05.25.SoilVOAs.mxd

LABELLA Associates, D.P.C.
300 STATE STREET
ROCHESTER, NY 14614
P: (585) 454-6110
F: (585)454-3066
www.labellapc.com
COPYRIGHT 2003

DETECTED VOLATILE ORGANIC COMPOUNDS IN SOIL SAMPLES

BROWNFIELD CLEANUP PROGRAM

690 SAINT PAUL STREET
ROCHESTER, NEW YORK

VOLUNTEER:
GENESEE VALLEY
REAL ESTATE COMPANY

N W E S

0 35 Feet

1 inch = 35 feet

Intended to print in ANSI D size.

209280

FIGURE 22A

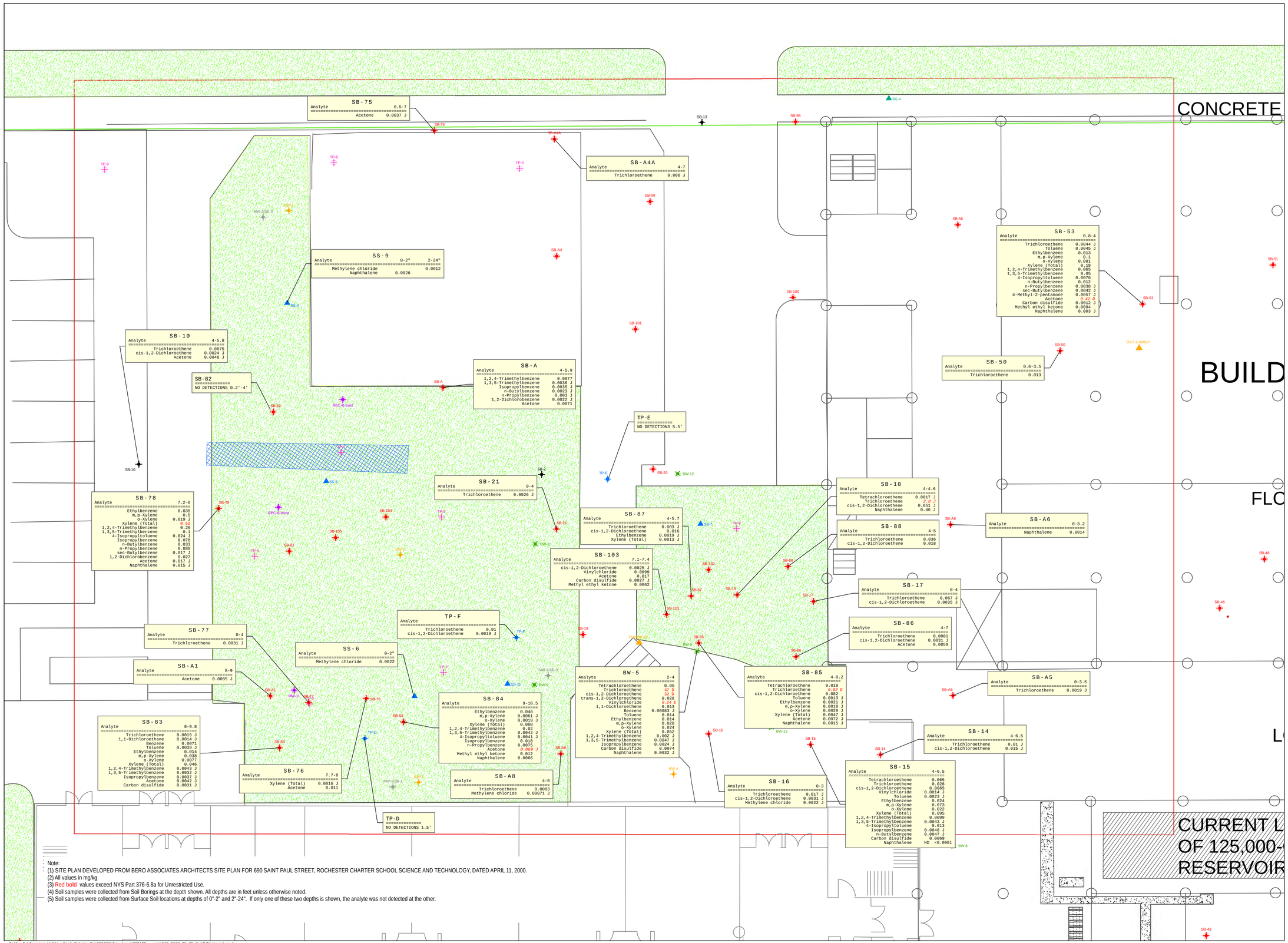

Path: I:\Genesee Valley Real Estate Co\209280\Drawings\ESPASE - ppm\MAP-2012.05.25.SoilVOAsinset.mxd

LABELLA Associates, D.P.C.
300 STATE STREET
ROCHESTER, NY 14614
P: (585) 454-6110
F: (585)454-3066
www.labellapc.com
COPYRIGHT 2003

DETECTED VOLATILE ORGANIC COMPOUNDS IN SOIL SAMPLES- INSET AREA

BROWNFIELD CLEANUP PROGRAM

690 SAINT PAUL STREET
ROCHESTER, NEW YORK

VOLUNTEER:
GENESEE VALLEY
REAL ESTATE COMPANY

LEGEND

- COMPLETED BCP SOIL BORING
- COMPLETED BCP OVERBURDEN WELLS
- COMPLETED BCP BEDROCK WELLS
- COMPLETED BCP TEST PITS
- COMPLETED BCP SOIL GAS SAMPLE
- COMPLETED BCP SOIL VAPOR SAMPLE
- COMPLETED BCP SURFACE SOIL SAMPLE
- COMPLETED PRE-BCP OVERBURDEN WELL
- COMPLETED PRE-BCP SOIL BORING
- COMPLETED PRE-BCP BEDROCK WELLS
- COMPLETED PRE-BCP PHASE II TEST PIT
- FLOOR DRAIN
- WATER FILLED PIPE IN FLOOR
- TUNNEL
- UNEXCAVATED_AREA
- BCP BOUNDARY
- CONCRETE FILLED FLOOR TRENCH (POSSIBLE FORMER PIPE CHASE)
- OPEN FLOOR TRENCH (POSSIBLE PIPE CHASE)
- GRASS COVERED MEDIAN
- STAIRWAY

0 10 Feet
1 inch = 10 feet
Intended to print in ANSI D size.

209280

FIGURE 22B

LABELLA
Associates, D.P.C.
300 HIGH SLOPE
ROCHESTER, NY 14614
P: (585) 454-6110
F: (585) 454-3066
www.labellapc.com
COPYRIGHT 2003

DETECTED VOLATILE ORGANIC COMPOUNDS IN WATER SAMPLES

BROWNFIELD CLEANUP PROGRAM

690 SAINT PAUL STREET
ROCHESTER, NEW YORK

VOLUNTEER:
GENESEE VALLEY REAL ESTATE COMPANY

209280

FIGURE 23

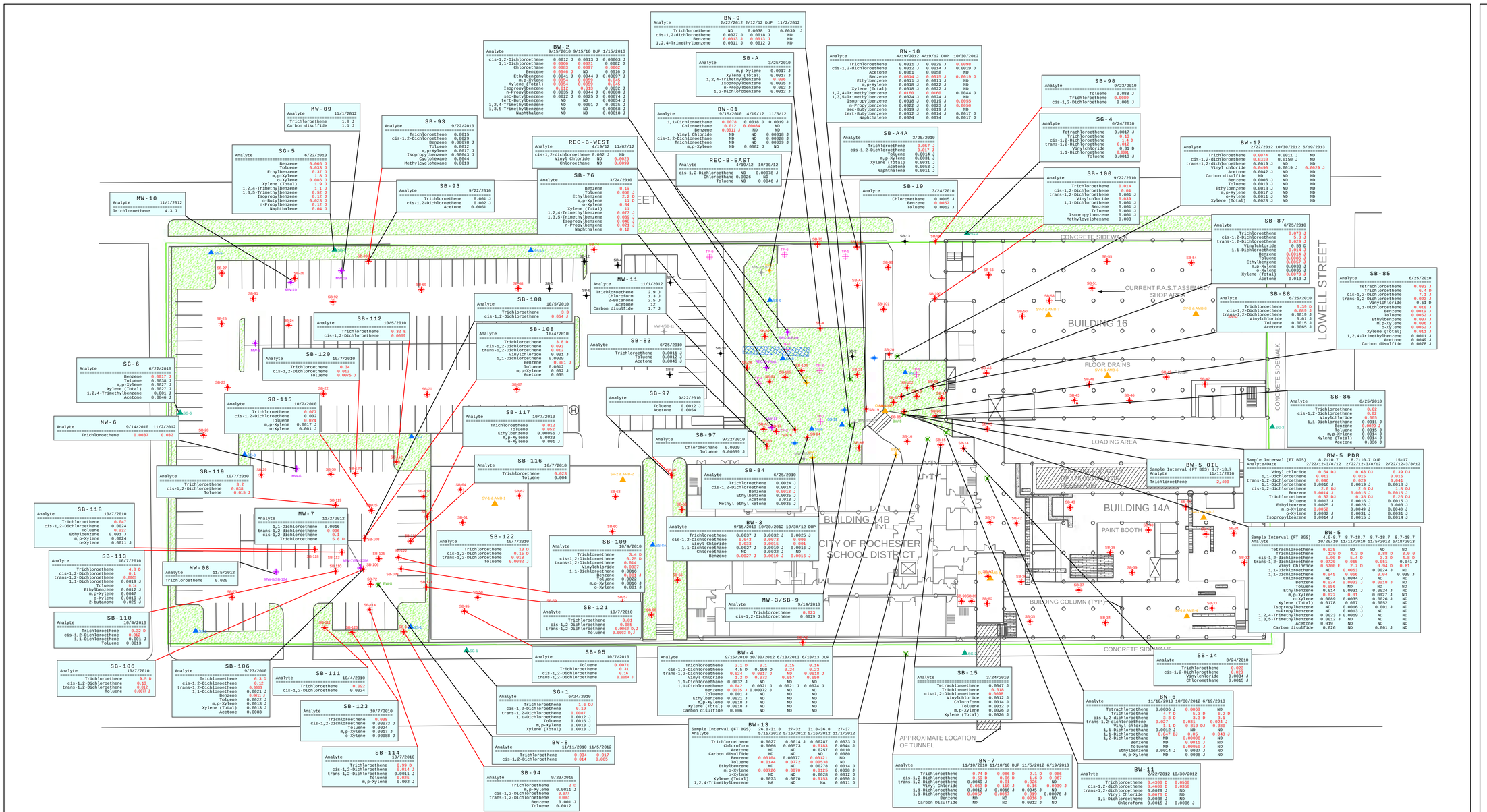
BW-9
2/22/2012 2/12/12 DUP 11/2/2012
Trichloroethene ND 0.0038 J 0.0039 J
cis-1,2-dichloroethene 0.0027 J 0.0018 J ND
Toluene 0.0011 J ND ND
1,2,4-Trimethylbenzene 0.0015 J 0.0012 J ND
BW-2
9/15/2010 9/15/10 DUP 1/15/2013
cis-1,2-Dichloroethene 0.0012 J 0.0013 J 0.00063 J
1,1-Dichloroethane 0.0065 0.0071 0.0002 J
Chloroform 0.0045 0.0047 ND
Benzene 0.0046 J ND 0.0018 J
Ethylbenzene 0.0041 J 0.0044 J 0.00097 J
m,p-Xylene 0.0054 0.0059 0.045
Xylene (Total) 0.0054 0.0059 0.045
Isopropylbenzene 0.012 0.013 0.0032 J
n-Propylbenzene 0.0035 J 0.0044 J 0.00088 J
sec-Butylbenzene 0.0022 J 0.0025 J 0.00064 J
tert-Butylbenzene ND ND 0.00054 J
1,2,4-Trimethylbenzene ND 0.0001 J 0.0035 J
1,3,5-Trimethylbenzene ND ND 0.00068 J
Naphthalene ND ND 0.00018 J
SB-A
3/25/2010
m,p-Xylene 0.0017 J
Xylene (Total) 0.0017 J
1,2,4-Trimethylbenzene 0.0025 J
Isopropylbenzene 0.0025 J
n-Propylbenzene 0.002 J
1,2-Dichlorobenzene 0.0012 J
BW-10
4/19/2012 4/19/12 DUP 10/30/2012
Trichloroethene 0.0033 J 0.0029 J 0.0098
cis-1,2-dichloroethene 0.0012 J 0.0014 J 0.0019 J
Acetone 0.0063 0.0058 J
Benzene 0.0014 J 0.0013 J 0.0079 J
Ethylbenzene 0.0011 J 0.0011 J ND
m,p-Xylene 0.0018 J 0.0022 J ND
Xylene (Total) 0.0018 J 0.0022 J ND
1,2,4-Trimethylbenzene 0.0168 0.0168 0.0044 J
1,3,5-Trimethylbenzene 0.0024 J 0.0024 J ND
Isopropylbenzene 0.0019 J 0.0019 J 0.0055
n-Propylbenzene 0.0013 J 0.0013 J 0.009
sec-Butylbenzene 0.0019 J 0.0019 J ND
tert-Butylbenzene 0.0012 J 0.0014 J 0.0017 J
Naphthalene 0.0074 0.0074 0.0017 J
SB-98
9/23/2010
Toluene 0.088 J
Trichloroethene 0.0089 J
cis-1,2-Dichloroethene 0.001 J
SG-4
6/24/2010
Tetrachloroethene 0.0017 J
Trichloroethene 0.13
cis-1,2-Dichloroethene 1.4 D
trans-1,2-Dichloroethene 0.012
Vinylchloride 0.31 D
1,1-Dichloroethene 0.0015 J
Toluene 0.0013 J
SB-A4A
3/25/2010
Trichloroethene 0.057 J
cis-1,2-Dichloroethene 0.017 J
Toluene 0.0014 J
m,p-Xylene 0.0031 J
Xylene (Total) 0.0031 J
Acetone 0.0053 J
Naphthalene 0.0011 J
SB-100
9/22/2010
Trichloroethene 0.014
Toluene 0.001 J
cis-1,2-Dichloroethene 0.001 J
trans-1,2-Dichloroethene 0.039
Vinylchloride 0.039
1,1-Dichloroethene 0.001 J
Benzene 0.001 J
Toluene 0.001 J
Isopropylbenzene 0.001 J
Methylcyclohexane 0.003
SB-19
3/24/2010
Chloromethane 0.0015 J
Benzene 0.0057 J
Toluene 0.0012 J
BW-12
2/22/2012 10/30/2012 6/19/2013
Trichloroethene 0.0074 0.0011 J ND
cis-1,2-dichloroethene 0.0318 0.0150 J ND
trans-1,2-dichloroethene 0.0019 J ND ND
Vinyl chloride 0.0496 0.0019 J 0.0029 J
1,1-Dichloroethene 0.0042 J ND ND
Carbon disulfide ND ND ND
Benzene 0.0006 J ND ND
Toluene 0.0018 J ND ND
Ethylbenzene 0.0013 J ND ND
m,p-Xylene 0.0017 J ND ND
o-Xylene 0.0011 J ND ND
Xylene (Total) 0.0028 J ND ND
SB-87
6/25/2010
Trichloroethene 0.076 J
cis-1,2-dichloroethene 0.14 J
trans-1,2-dichloroethene 0.029 J
Vinylchloride 0.53 D
1,1-Dichloroethene 0.014 J
Benzene 0.0014 J
Toluene 0.0089 J
Ethylbenzene 0.0053 J
m,p-Xylene 0.0038 J
o-Xylene 0.0035 J
Xylene (Total) 0.0073 J
Acetone 0.013 J
SB-85
6/25/2010
Tetrachloroethene 0.033 J
Trichloroethene 6.4 D
cis-1,2-dichloroethene 0.12 J
trans-1,2-dichloroethene 0.013 J
Vinylchloride 0.51 D
1,1-Dichloroethene 0.016 J
Benzene 0.0015 J
Toluene 0.0052 J
Ethylbenzene 0.007 J
m,p-Xylene 0.0096 J
o-Xylene 0.0031 J
Xylene (Total) 0.013 J
1,2,4-Trimethylbenzene 0.0011 J
Acetone 0.0049 J
Carbon disulfide 0.0078 J
SB-88
5/25/2010
Trichloroethene 0.39 D
cis-1,2-Dichloroethene 0.089 J
trans-1,2-Dichloroethene 0.0019 J
Vinylchloride 0.01 J
Toluene 0.0015 J
Acetone 0.0065 J
SB-86
6/25/2010
Tetrachloroethene 0.02
cis-1,2-dichloroethene 0.02
Vinylchloride 0.061
1,1-dichloroethene 0.0013 J
Benzene 0.0015 J
Toluene 0.0015 J
m,p-Xylene 0.0014 J
Xylene (Total) 0.0014 J
Acetone 0.036 J
BW-5 PDB
8.7-18.7 8.7-18.7 DUP 15-17
Analyte/Date 2/22/12-3/8/12 2/22/12-3/8/12 2/22/12-3/8/12
Vinyl chloride 0.04 DJ 0.63 DJ 0.39 DJ
1,1-Dichloroethene 0.013 0.015 J 0.013 J
trans-1,2-dichloroethene 0.046 0.029 0.041 J
1,1-Dichloroethene 0.0016 J 0.0019 J 0.0018 J
cis-1,2-dichloroethene 2.8 DJ 2.8 DJ 1.8 DJ
Trichloroethene 0.47 DJ 0.49 DJ 0.35 DJ
0.27 DJ 0.35 DJ 0.26 DJ
Toluene 0.0013 J 0.0016 J 0.0015 J
Ethylbenzene 0.0025 J 0.0028 J 0.003 J
m,p-Xylene 0.0052 0.0049 J 0.0048 J
o-Xylene 0.0032 J 0.0031 J 0.0031 J
Isopropylbenzene 0.0014 J 0.0015 J 0.0014 J
BW-5
8.7-18.7 8.7-18.7 DUP 8.7-18.7 8.7-18.7
10/30/10 11/11/2010 11/5/2012 6/18/2013
Tetrachloroethene 0.021 ND ND ND
Trichloroethene 120 D 4.3 D 0.88 D 3.8 D
cis-1,2-dichloroethene 5.90 D 5.4 D 3.3 D 4.8 D
trans-1,2-dichloroethene 0.0728 0.065 0.051 0.041 J
Vinyl Chloride 0.0780 E 2.7 D 0.94 D 0.81
1,1-Dichloroethene ND 0.0053 0.0024 J ND
1,1-Dichloroethane 0.24 J 0.24 0.14 J ND
Chloroform ND 0.0044 J ND ND
Benzene 0.024 0.0033 J 0.0018 J ND
Toluene 0.056 ND ND ND
Ethylbenzene 0.014 0.0031 J 0.0024 J ND
m,p-Xylene 0.022 0.01 0.0027 J ND
o-Xylene 0.0089 0.0035 0.0026 J ND
Xylene(Total) 0.0178 0.0066 0.0052 ND
Isopropylbenzene ND 0.0014 J 0.001 J ND
n-Propylbenzene ND 0.0013 J ND ND
1,2,4-Trimethylbenzene 0.0023 J 0.0019 J ND ND
1,3,5-Trimethylbenzene 0.0012 J ND ND ND
Acetone 0.019 ND ND ND
Carbon disulfide 0.026 ND 0.001 J ND
SB-14
3/24/2010
Trichloroethene 0.023
cis-1,2-Dichloroethene 0.023
Vinylchloride 0.0034 J
Chloromethane 0.0015 J
SB-15
3/24/2010
Tetrachloroethene 0.0047 J
Trichloroethene 0.018
cis-1,2-Dichloroethene 0.0098
Vinylchloride 0.0012 J
Chloroform 0.0014 J
Benzene 0.0013 J
m,p-Xylene 0.0026 J
Xylene (Total) 0.0026 J
BW-6
11/10/2010 10/30/2012 6/19/2013
Tetrachloroethene 0.0036 J 0.0068 ND
Trichloroethene 4.7 D 5.3 D 6.2 D
cis-1,2-dichloroethene 3.3 D 3.3 D 3.1
trans-1,2-dichloroethene 0.027 0.031 0.024 J
Vinyl chloride 0.21 D 0.83 DJ 0.38 D
1,1-Dichloroethene 0.0012 J ND ND
1,2-Dichloroethane ND 0.005 0.0018 J
ND 0.00088 J ND
Benzene ND 0.0011 J ND
Toluene ND 0.00059 J ND
Ethylbenzene 0.0014 J 0.0027 J ND
m,p-Xylene ND 0.0008 J ND
BW-11
2/22/2012 10/30/2012
Tetrachloroethene 0.0028 J 0.0068
Trichloroethene 0.0089 J 0.0068
cis-1,2-dichloroethene 0.0029 J ND
Vinyl Chloride 0.0078 D ND
1,1-Dichloroethene 0.0038 J ND
Chloroform 0.0015 J 0.0096 J
BW-7
11/10/2010 11/10/10 DUP 11/5/2012 6/19/2013
Trichloroethene 0.74 D 0.086 D 2.1 D 0.086
cis-1,2-Dichloroethene 0.59 D 0.06 D 1.6 D 0.057
trans-1,2-dichloroethene 0.0063 J ND 0.0047 J ND
Vinyl Chloride 0.063 J 0.11 J 0.16 0.0039 J
1,1-Dichloroethene 0.0012 J 0.0016 J 0.0045 J ND
1,1-Dichloroethane 0.0057 0.0067 0.018 0.00076 J
Benzene ND ND 0.0016 J ND
Carbon Disulfide ND ND 0.0012 J ND
SB-83
6/25/2010
Trichloroethene 0.0011 J
Toluene 0.0012 J
Acetone 0.0046 J
SB-97
9/22/2010
Toluene 0.0012 J
Acetone 0.0054
SB-97
9/22/2010
Chloromethane 0.0029 J
Toluene 0.00059 J
SB-84
6/25/2010
Trichloroethene 0.0024 J
cis-1,2-Dichloroethene 0.0014 J
Benzene 0.0013 J
Ethylbenzene 0.0025 J
Acetone 0.013 J
Methyl ethyl ketone 0.0035 J
BW-3
9/15/2010 10/30/2012 10/30/12 DUP
Trichloroethene 0.0037 J 0.0032 J 0.0025 J
cis-1,2-Dichloroethene 0.043 0.0073 0.006
Vinyl Chloride 0.033 0.0015 0.001
1,1-Dichloroethene 0.0027 J 0.0019 J 0.0016 J
Chloroethane ND 0.0032 J ND
Benzene 0.0027 J 0.0019 J 0.0016 J
MW-3/SB-9
9/14/2010
cis-1,2-Dichloroethene 0.0029 J
BW-4
9/15/2010 10/30/2012 6/18/2013 6/18/13 DUP
Trichloroethene 2.1 D 0.1 0.15 0.16
cis-1,2-Dichloroethene 4.5 D 0.190 D 0.24 0.23
trans-1,2-Dichloroethene 0.024 0.0017 J 0.0058 J 0.0058 J
Vinyl Chloride 0.042 D 0.0019 J 0.007 0.0039 J
1,1-Dichloroethene 0.0032 J ND ND ND
1,1-Dichloroethane 0.042 0.0021 J 0.0021 J 0.0024 J
Benzene 0.0035 J 0.00072 J ND ND
Toluene 0.001 J ND ND ND
Ethylbenzene 0.0021 J ND ND ND
m,p-Xylene 0.0018 J ND ND ND
Xylene (Total) 0.0018 J ND ND ND
Carbon disulfide 0.006 ND ND ND
BW-13
Sample Interval (FT BGS) 29.5-31.8 27-32 31.8-36.8 27-37
Analyte 5/15/2012 5/16/2012 5/16/2012 11/1/2012
Trichloroethene 0.0027 0.0014 J 0.00287 0.0033 J
Chloroform 0.0066 0.00573 0.0183 0.0044 J
Acetone ND ND 0.0257 0.0110
Carbon disulfide ND ND ND 0.0008
Benzene 0.00504 0.00077 0.00428 ND
Toluene 0.0144 0.0772 0.00538 ND
Ethylbenzene ND ND 0.00278 0.0014 J
m,p-Xylene 0.00726 0.0070 0.0125 0.0038 J
o-Xylene ND ND 0.0028 0.0012 J
Xylene (Total) 0.0073 0.0070 0.0153 0.0059 J
1,2,4-Trimethylbenzene NA ND NA 0.0011 J
SB-95
10/7/2010
Toluene 0.0071
Trichloroethene 0.31
cis-1,2-Dichloroethene 0.16
trans-1,2-Dichloroethene 0.0064 J
SG-1
6/24/2010
Trichloroethene 1.6 DJ
cis-1,2-Dichloroethene 0.19
trans-1,2-Dichloroethene 0.0087
Toluene 0.0016 J
m,p-Xylene 0.0013 J
Xylene (Total) 0.0013 J
BW-8
11/11/2010 11/5/2012
Trichloroethene 0.034 0.017
cis-1,2-Dichloroethene 0.014 0.085
SB-94
9/23/2010
Trichloroethene 2.6
m,p-Xylene 0.0011 J
cis-1,2-Dichloroethene 0.077
trans-1,2-Dichloroethene 0.001
Benzene 0.001 J
Toluene 0.0012
SB-108
10/5/2010
Trichloroethene 0.3
cis-1,2-Dichloroethene 0.54 J
SB-108
10/4/2010
Trichloroethene 3.8 D
cis-1,2-Dichloroethene 0.012
trans-1,2-Dichloroethene 0.0013 J
Vinylchloride 0.001 J
1,1-Dichloroethene 0.0029
Benzene 0.001 J
Toluene 0.0012
m,p-Xylene 0.002 J
Acetone 0.035
SB-112
10/5/2010
Trichloroethene 0.32 E
cis-1,2-Dichloroethene 0.0068
SB-120
10/7/2010
Trichloroethene 0.34
cis-1,2-Dichloroethene 0.012
Toluene 0.0075 J
SB-115
10/7/2010
Trichloroethene 0.077
cis-1,2-Dichloroethene 0.002
Toluene 0.024
m,p-Xylene 0.0017 J
o-Xylene 0.001 J
SB-117
10/7/2010
Trichloroethene 0.012
Toluene 0.052
Ethylbenzene 0.00056 J
m,p-Xylene 0.0023
o-Xylene 0.001 J
SB-116
10/7/2010
Trichloroethene 0.023
Toluene 0.004
SB-119
10/7/2010
cis-1,2-Dichloroethene 3.2
Trichloroethene 0.038
Toluene 0.015 J
SB-118
10/7/2010
Trichloroethene 0.047
cis-1,2-Dichloroethene 0.0024
Toluene 0.002
Ethylbenzene 0.001 J
SB-113
10/7/2010
Trichloroethene 0.3 D
cis-1,2-Dichloroethene 0.0065
1,1-Dichloroethene 0.0019 J
Toluene 0.14
Ethylbenzene 0.0012 J
m,p-Xylene 0.0047
o-Xylene 0.0019 J
2-butanone 0.025 J
SB-110
10/4/2010
Trichloroethene 0.12 D
cis-1,2-Dichloroethene 0.012
1,1-Dichloroethene 0.001 J
Toluene 0.0013
SB-106
10/7/2010
Trichloroethene 9.5 D
cis-1,2-Dichloroethene 0.13
trans-1,2-Dichloroethene 0.007 J
Toluene 0.007 J
SB-106
9/23/2010
Trichloroethene 6.3 D
cis-1,2-Dichloroethene 0.12
trans-1,2-Dichloroethene 0.0023 J
1,1-Dichloroethene 0.001 J
Benzene 0.0022 J
Toluene 0.0013 J
m,p-Xylene 0.0013 J
Xylene (Total) 0.0013 J
Acetone 0.0083
SB-111
10/4/2010
Trichloroethene 0.092
cis-1,2-Dichloroethene 0.0024
SB-123
10/7/2010
Trichloroethene 0.038
cis-1,2-Dichloroethene 0.00073 J
Toluene 0.0024
m,p-Xylene 0.0017 J
o-Xylene 0.00088 J
SB-114
10/7/2010
Trichloroethene 0.99 D
cis-1,2-Dichloroethene 0.014 J
trans-1,2-Dichloroethene 0.0011 J
Toluene 0.025
m,p-Xylene 0.002 J
SB-122
10/7/2010
Trichloroethene 13 D
cis-1,2-Dichloroethene 0.15 D
trans-1,2-Dichloroethene 0.018
Toluene 0.0082 J
SB-109
10/4/2010
Trichloroethene 3.4 D
cis-1,2-Dichloroethene 0.25 D
trans-1,2-Dichloroethene 0.014
Vinylchloride 0.0037
1,1-Dichloroethene 0.0016
Benzene 0.001 J
Toluene 0.0022
m,p-Xylene 0.0015 J
o-Xylene 0.001 J
SB-121
10/7/2010
Trichloroethene 0.81
cis-1,2-Dichloroethene 0.085
Toluene 0.0062 DJ
0.0093 DJ
SB-93
9/22/2010
Trichloroethene 0.001 J
cis-1,2-Dichloroethene 0.002 J
Acetone 0.0061
SB-76
3/24/2010
Benzene 0.19
Toluene 0.058 J
Ethylbenzene 2.2 D
m,p-Xylene 11 D
o-Xylene 0.84
Xylene (Total) 12 D
1,2,4-Trimethylbenzene 0.073 J
1,3,5-Trimethylbenzene 0.039 J
Isopropylbenzene 0.048 J
n-Propylbenzene 0.021 J
Naphthalene 0.12
REC-B-WEST
4/19/12 11/02/12
cis-1,2-dichloroethene 0.002 J ND
Vinyl Chloride ND 0.0026
Chloroethane ND 0.0099
REC-B-EAST
4/19/12 10/30/12
cis-1,2-Dichloroethene ND 0.0078 J
Chloroethane 0.0026 ND
Toluene ND 0.0046 J
BW-1
9/15/2010 4/19/12 11/6/12
1,1-Dichloroethane 0.0078 0.0018 J 0.0019 J
Chloroethane 0.012 0.00084 ND
Benzene 0.0013 J ND ND
Vinyl Chloride ND ND 0.0018 J
cis-1,2-Dichloroethene ND ND 0.00028 J
Trichloroethene ND ND 0.00039 J
m,p-Xylene ND 0.0002 J ND
SB-93
9/22/2010
Trichloroethene 0.001 J
cis-1,2-Dichloroethene 0.002 J
Acetone 0.0061
MW-09
11/1/2012
Trichloroethene 1.8 J
Carbon disulfide 1.1 J
SB-93
9/22/2010
Trichloroethene 0.025
Benzene 0.00078 J
Toluene 0.0012
m,p-Xylene 0.0017 J
Isopropylbenzene 0.00043 J
Cyclohexane 0.0044
Methylcyclohexane 0.0013
SG-5
6/22/2010
Benzene 0.066 J
Toluene 0.033 J
Ethylbenzene 0.17 J
m,p-Xylene 0.086 J
Xylene (Total) 1.9 J
1,2,4-Trimethylbenzene 1.1 J
1,3,5-Trimethylbenzene 0.52 J
Isopropylbenzene 0.12 J
n-Butylbenzene 0.023 J
n-Propylbenzene 0.12 J
Naphthalene 0.94 J
MW-10
11/1/2012
Trichloroethene 4.3 J
SG-6
6/22/2010
Benzene 0.0017 J
Toluene 0.0038 J
m,p-Xylene 0.0027 J
Xylene (Total) 0.0027 J
1,2,4-Trimethylbenzene 0.001 J
Acetone 0.0046 J
MW-6
9/14/2010 11/2/2012
Trichloroethene 0.0087 0.032
MW-7
11/2/2012
1,1-Dichloroethene 0.0016
trans-1,2-dichloroethene 0.008
cis-1,2-dichloroethene 0.1
Trichloroethene 5.8 D
MW-08
11/5/2012
Trichloroethene 0.029
SB-119
SB-118
SB-113
SB-110
SB-106
SB-111
SB-123
SB-114
SB-108
SB-112
SB-120
SB-115
SB-117
SB-116
SB-122
SB-109
SB-121
SB-95
SG-1
BW-8
SB-94
SB-83
SB-97
SB-97
SB-84
BW-3
MW-3/SB-9
BW-4
BW-13
BW-5 OIL
Sample Interval (FT BGS) 8.7-18.7
Analyte 11/11/2010
Trichloroethene 2,400
BW-5 PDB
BW-5
BW-11
BW-7
BW-6
SB-14
SB-15
SB-86
SB-88
SB-85
SB-87
SB-98
SG-4
SB-A4A
SB-100
SB-19
BW-12
SB-A
BW-10
BW-2
BW-9
SB-93
SG-5
MW-10
MW-09
SB-76
REC-B-WEST
REC-B-EAST
BW-1
SB-93
MW-11
SB-108
SB-108
SB-112
SB-120
SB-115
SB-117
SB-116
SB-122
SB-109
SB-121
SB-95
SG-1
BW-8
SB-94
SB-83
SB-97
SB-97
SB-84
BW-3
MW-3/SB-9
BW-4
BW-13
SB-119
SB-118
SB-113
SB-110
SB-106
SB-111
SB-123
SB-114
MW-7
MW-08
SG-6
MW-6
BUILDING 16
BUILDING 14A
BUILDING 14B
CITY OF ROCHESTER SCHOOL DISTRICT
CONCRETE SIDEWALK
CURRENT F.A.S.T ASSEMBLY SHOP AREA
FLOOR DRAINS
LOADING AREA
PAINT BOOTH
BUILDING COLUMN (TYP.)
APPROXIMATE LOCATION OF TUNNEL
LOWELL STREET
CONCRETE SIDEWALK
CONCRETE SIDEWALK
SV1 & AMB-1
SV2 & AMB-2
SV3 & AMB-3
SV4 & AMB-4
SV5 & AMB-5
SV6 & AMB-6
SV7 & AMB-7
SV8 & AMB-8
SV9 & AMB-9
SV10 & AMB-10
SV11 & AMB-11
SV12 & AMB-12
SV13 & AMB-13
SV14 & AMB-14
SV15 & AMB-15
SV16 & AMB-16
SV17 & AMB-17
SV18 & AMB-18
SV19 & AMB-19
SV20 & AMB-20
SV21 & AMB-21
SV22 & AMB-22
SV23 & AMB-23
SV24 & AMB-24
SV25 & AMB-25
SV26 & AMB-26
SV27 & AMB-27
SV28 & AMB-28
SV29 & AMB-29
SV30 & AMB-30
SV31 & AMB-31
SV32 & AMB-32
SV33 & AMB-33
SV34 & AMB-34
SV35 & AMB-35
SV36 & AMB-36
SV37 & AMB-37
SV38 & AMB-38
SV39 & AMB-39
SV40 & AMB-40
SV41 & AMB-41
SV42 & AMB-42
SV43 & AMB-43
SV44 & AMB-44
SV45 & AMB-45
SV46 & AMB-46
SV47 & AMB-47
SV48 & AMB-48
SV49 & AMB-49
SV50 & AMB-50
SV51 & AMB-51
SV52 & AMB-52
SV53 & AMB-53
SV54 & AMB-54
SV55 & AMB-55
SV56 & AMB-56
SV57 & AMB-57
SV58 & AMB-58
SV59 & AMB-59
SV60 & AMB-60
SV61 & AMB-61
SV62 & AMB-62
SV63 & AMB-63
SV64 & AMB-64
SV65 & AMB-65
SV66 & AMB-66
SV67 & AMB-67
SV68 & AMB-68
SV69 & AMB-69
SV70 & AMB-70
SV71 & AMB-71
SV72 & AMB-72
SV73 & AMB-73
SV74 & AMB-74
SV75 & AMB-75
SV76 & AMB-76
SV77 & AMB-77
SV78 & AMB-78
SV79 & AMB-79
SV80 & AMB-80
SV81 & AMB-81
SV82 & AMB-82
SV83 & AMB-83
SV84 & AMB-84
SV85 & AMB-85
SV86 & AMB-86
SV87 & AMB-87
SV88 & AMB-88
SV89 & AMB-89
SV90 & AMB-90
SV91 & AMB-91
SV92 & AMB-92
SV93 & AMB-93
SV94 & AMB-94
SV95 & AMB-95
SV96 & AMB-96
SV97 & AMB-97
SV98 & AMB-98
SV99 & AMB-99
SV100 & AMB-100
SV101 & AMB-101
SV102 & AMB-102
SV103 & AMB-103
SV104 & AMB-104
SV105 & AMB-105
SV106 & AMB-106
SV107 & AMB-107
SV108 & AMB-108
SV109 & AMB-109
SV110 & AMB-110
SV111 & AMB-111
SV112 & AMB-112
SV113 & AMB-113
SV114 & AMB-114
SV115 & AMB-115
SV116 & AMB-116
SV117 & AMB-117
SV118 & AMB-118
SV119 & AMB-119
SV120 & AMB-120
SV121 & AMB-121
SV122 & AMB-122
SV123 & AMB-123
SV124 & AMB-124
SV125 & AMB-125
SV126 & AMB-126
SV127 & AMB-127
SV128 & AMB-128
SV129 & AMB-129
SV130 & AMB-130
SV131 & AMB-131
SV132 & AMB-132
SV133 & AMB-133
SV134 & AMB-134
SV135 & AMB-135
SV136 & AMB-136
SV137 & AMB-137
SV138 & AMB-138
SV139 & AMB-139
SV140 & AMB-140
SV141 & AMB-141
SV142 & AMB-142
SV143 & AMB-143
SV144 & AMB-144
SV145 & AMB-145
SV146 & AMB-146
SV147 & AMB-147
SV148 & AMB-148
SV149 & AMB-149
SV150 & AMB-150
SV151 & AMB-151
SV152 & AMB-152
SV153 & AMB-153
SV154 & AMB-154
SV155 & AMB-155
SV156 & AMB-156
SV157 & AMB-157
SV158 & AMB-158
SV159 & AMB-159
SV160 & AMB-160
SV161 & AMB-161
SV162 & AMB-162
SV163 & AMB-163
SV164 & AMB-164
SV165 & AMB-165
SV166 & AMB-166
SV167 & AMB-167
SV168 & AMB-168
SV169 & AMB-169
SV170 & AMB-170
SV171 & AMB-171
SV172 & AMB-172
SV173 & AMB-173
SV174 & AMB-174
SV175 & AMB-175
SV176 & AMB-176
SV177 & AMB-177
SV178 & AMB-178
SV179 & AMB-179
SV180 & AMB-180
SV181 & AMB-181
SV182 & AMB-182
SV183 & AMB-183
SV184 & AMB-184
SV185 & AMB-185
SV186 & AMB-186
SV187 & AMB-187
SV188 & AMB-188
SV189 & AMB-189
SV190 & AMB-190
SV191 & AMB-191
SV192 & AMB-192
SV193 & AMB-193
SV194 & AMB-194
SV195 & AMB-195
SV196 & AMB-196
SV197 & AMB-197
SV198 & AMB-198
SV199 & AMB-199
SV200 & AMB-200
SV201 & AMB-201
SV202 & AMB-202
SV203 & AMB-203
SV204 & AMB-204
SV205 & AMB-205
SV206 & AMB-206
SV207 & AMB-207
SV208 & AMB-208
SV209 & AMB-209
SV210 & AMB-210
SV211 & AMB-211
SV212 & AMB-212
SV213 & AMB-213
SV214 & AMB-214
SV215 & AMB-215
SV216 & AMB-216
SV217 & AMB-217
SV218 & AMB-218
SV219 & AMB-219
SV220 & AMB-220
SV221 & AMB-221
SV222 & AMB-222
SV223 & AMB-223
SV224 & AMB-224
SV225 & AMB-225
SV226 & AMB-226
SV227 & AMB-227
SV228 & AMB-228
SV229 & AMB-229
SV230 & AMB-230
SV231 & AMB-231
SV232 & AMB-232
SV233 & AMB-233
SV234 & AMB-234
SV235 & AMB-235
SV236 & AMB-236
SV237 & AMB-237
SV238 & AMB-238
SV239 & AMB-239
SV240 & AMB-240
SV241 & AMB-241
SV242 & AMB-242
SV243 & AMB-243
SV244 & AMB-244
SV245 & AMB-245
SV246 & AMB-246
SV247 & AMB-247
SV248 & AMB-248
SV249 & AMB-249
SV250 & AMB-250
SV251 & AMB-251
SV252 & AMB-252
SV253 & AMB-253
SV254 & AMB-254
SV255 & AMB-255
SV256 & AMB-256
SV257 & AMB-257
SV258 & AMB-258
SV259 & AMB-259
SV260 & AMB-260
SV261 & AMB-261
SV262 & AMB-262
SV263 & AMB-263
SV264 & AMB-264
SV265 & AMB-265
SV266 & AMB-266
SV267 & AMB-267
SV268 & AMB-268
SV269 & AMB-269
SV270 & AMB-270
SV271 & AMB-271
SV272 & AMB-272
SV273 & AMB-273
SV274 & AMB-274
SV275 & AMB-275
SV276 & AMB-276
SV277 & AMB-277
SV278 & AMB-278
SV279 & AMB-279
SV280 & AMB-280
SV281 & AMB-281
SV282 & AMB-282
SV283 & AMB-283
SV284 & AMB-284
SV285 & AMB-285
SV286 & AMB-286
SV287 & AMB-287
SV288 & AMB-288
SV289 & AMB-289
SV290 & AMB-290
SV291 & AMB-291
SV292 & AMB-292
SV293 & AMB-293
SV294 & AMB-294
SV295 & AMB-295
SV296 & AMB-296
SV297 & AMB-297
SV298 & AMB-298
SV299 & AMB-299
SV300 & AMB-300
SV301 & AMB-301
SV302 & AMB-302
SV303 & AMB-303
SV304 & AMB-304
SV305 & AMB-305
SV306 & AMB-306
SV307 & AMB-307
SV308 & AMB-308
SV309 & AMB-309
SV310 & AMB-310
SV311 & AMB-311
SV312 & AMB-312
SV313 & AMB-313
SV314 & AMB-314
SV315 & AMB-315
SV316 & AMB-316
SV317 & AMB-317
SV318 & AMB-318
SV319 & AMB-319
SV320 & AMB-320
SV321 & AMB-321
SV322 & AMB-322
SV323 & AMB-323
SV324 & AMB-324
SV325 & AMB-325
SV326 & AMB-326
SV327 & AMB-327
SV328 & AMB-328
SV329 & AMB-329
SV330 & AMB-330
SV331 & AMB-331
SV332 & AMB-332
SV333 & AMB-333
SV334 & AMB-334
SV335 & AMB-335
SV336 & AMB-336
SV337 & AMB-337
SV338 & AMB-338
SV339 & AMB-339
SV340 & AMB-340
SV341 & AMB-341
SV342 & AMB-342
SV343 & AMB-343
SV344 & AMB-344
SV345 & AMB-345
SV346 & AMB-346
SV347 & AMB-347
SV348 & AMB-348
SV349 & AMB-349
SV350 & AMB-350
SV351 & AMB-351
SV352 & AMB-352
SV353 & AMB-353
SV354 & AMB-354
SV355 & AMB-355
SV356 & AMB-356
SV357 & AMB-357
SV358 & AMB-358
SV359 & AMB-359
SV360 & AMB-360
SV361 & AMB-361
SV362 & AMB-362
SV363 & AMB-363
SV364 & AMB-364
SV365 & AMB-365
SV366 & AMB-366
SV367 & AMB-367
SV368 & AMB-368
SV369 & AMB-369
SV370 & AMB-370
SV371 & AMB-371
SV372 & AMB-372
SV373 & AMB-373
SV374 & AMB-374
SV375 & AMB-375
SV376 & AMB-376
SV377 & AMB-377
SV378 & AMB-378
SV379 & AMB-379
SV380 & AMB-380
SV381 & AMB-381
SV382 & AMB-382
SV383 & AMB-383
SV384 & AMB-384
SV385 & AMB-385
SV386 & AMB-386
SV387 & AMB-387
SV388 & AMB-388
SV389 & AMB-389
SV390 & AMB-390
SV391 & AMB-391
SV392 & AMB-392
SV393 & AMB-393
SV394 & AMB-394
SV395 & AMB-395
SV396 & AMB-396
SV397 & AMB-397
SV398 & AMB-398
SV399 & AMB-399
SV400 & AMB-400
SV401 & AMB-401
SV402 & AMB-402
SV403 & AMB-403
SV404 & AMB-404
SV405 & AMB-405
SV406 & AMB-406
SV407 & AMB-407
SV408 & AMB-408
SV409 & AMB-409
SV410 & AMB-410
SV411 & AMB-411
SV412 & AMB-412
SV413 & AMB-413
SV414 & AMB-414
SV415 & AMB-415
SV416 & AMB-416
SV417 & AMB-417
SV418 & AMB-418
SV419 & AMB-419
SV420 & AMB-420
SV421 & AMB-421
SV422 & AMB-422
SV423 & AMB-423
SV424 & AMB-424
SV425 & AMB-425
SV426 & AMB-426
SV427 & AMB-427
SV428 & AMB-428
SV429 & AMB-429
SV430 & AMB-430
SV431 & AMB-431
SV432 & AMB-432
SV433 & AMB-433
SV434 & AMB-434
SV435 & AMB-435
SV436 & AMB-436
SV437 & AMB-437
SV438 & AMB-438
SV439 & AMB-439
SV440 & AMB-440
SV441 & AMB-441
SV442 & AMB-442
SV443 & AMB-443
SV444 & AMB-444
SV445 & AMB-445
SV446 & AMB-446
SV447 & AMB-447
SV448 & AMB-448
SV449 & AMB-449
SV450 & AMB-450
SV451 & AMB-451
SV452 & AMB-452
SV453 & AMB-453
SV454 & AMB-454
SV455 & AMB-455
SV456 & AMB-456
SV457 & AMB-457
SV458 & AMB-458
SV459 & AMB-459
SV460 & AMB-460
SV461 & AMB-461
SV462 & AMB-462
SV463 & AMB-463
SV464 & AMB-464
SV465 & AMB-465
SV466 & AMB-466
SV467 & AMB-467
SV468 & AMB-468
SV469 & AMB-469
SV470 & AMB-470
SV471 & AMB-471
SV472 & AMB-472
SV473 & AMB-473
SV474 & AMB-474
SV475 & AMB-475
SV476 & AMB-476
SV477 & AMB-477
SV478 & AMB-478
SV479 & AMB-479
SV480 & AMB-480
SV481 & AMB-481
SV482 & AMB-482
SV483 & AMB-483
SV484 & AMB-484
SV485 & AMB-485
SV486 & AMB-486
SV487 & AMB-487
SV488 & AMB-488
SV489 & AMB-489
SV490 & AMB-490
SV491 & AMB-491
SV492 & AMB-492
SV493 & AMB-493
SV494 & AMB-494
SV495 & AMB-495
SV496 & AMB-496
SV497 & AMB-497
SV498 & AMB-498
SV499 & AMB-499
SV500 & AMB-500
SV501 & AMB-501
SV502 & AMB-502
SV503 & AMB-503
SV504 & AMB-504
SV505 & AMB-505
SV506 & AMB-506
SV507 & AMB-507
SV508 & AMB-508
SV509 & AMB-509
SV510 & AMB-510
SV511 & AMB-511
SV512 & AMB-512
SV513 & AMB-513
SV514 & AMB-514
SV515 & AMB-515
SV516 & AMB-516
SV517 & AMB-517
SV518 & AMB-518
SV519 & AMB-519
SV520 & AMB-520
SV521 & AMB-521
SV522 & AMB-522
SV523 & AMB-523
SV524 & AMB-524
SV525 & AMB-525
SV526 & AMB-526
SV527 & AMB-527
SV528 & AMB-528
SV529 & AMB-529
SV530 & AMB-530
SV531 & AMB-531
SV532 & AMB-532
SV533 & AMB-533
SV534 & AMB-534
SV535 & AMB-535
SV536 & AMB-536
SV537 & AMB-537
SV538 & AMB-538
SV539 & AMB-539
SV540 & AMB-540
SV541 & AMB-541
SV542 & AMB-542
SV543 & AMB-543
SV544 & AMB-544
SV545 & AMB-545
SV546 & AMB-546
SV547 & AMB-547
SV548 & AMB-548
SV549 & AMB-549
SV550 & AMB-550
SV551 & AMB-551
SV552 & AMB-552
SV553 & AMB-553
SV554 & AMB-554
SV555 & AMB-555
SV556 & AMB-556
SV557 & AMB-557
SV558 & AMB-558
SV559 & AMB-559
SV560

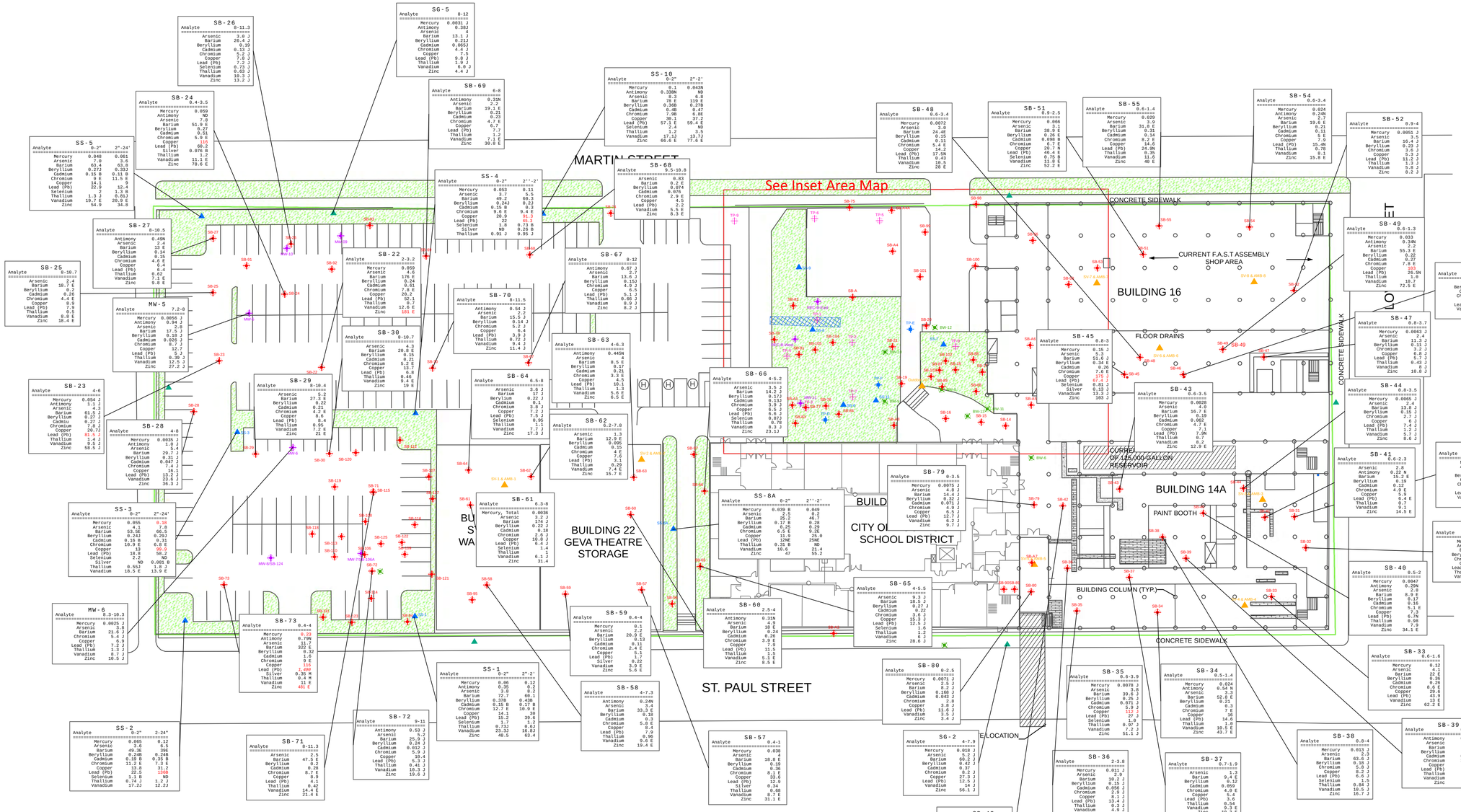
SG-5
Analyte 8-12
Mercury 0.0031 J
Antimony 0.38J
Arsenic 3
Barium 13.1 J
Beryllium 0.21J
Cadmium 0.065J
Chromium 4.4 J
Copper 7.5
Lead (Pb) 9.8 J
Thallium 1.9 J
Vanadium 6.4 J
Zinc 4.4 J
SB-26
Analyte 8-11.3
Arsenic 3.0 J
Barium 28.4 J
Beryllium 0.19
Cadmium 0.13 J
Chromium 5.2 J
Copper 7.8 J
Lead (Pb) 7.2 J
Thallium 0.67 J
Vanadium 10.3 J
Zinc 13.2 J
SB-24
Analyte 0.4-3.5
Mercury 0.059
Antimony ND
Arsenic 7.8
Barium 51.9 E
Beryllium 0.27
Cadmium 0.51
Chromium 5.6 E
Copper 116
Lead (Pb) 60.2
Silver 0.076 B
Thallium 1.2
Vanadium 11.1 E
Zinc 78.6 E
SS-5
Analyte 0-2" 2"-24'
Mercury 0.048 0.061
Arsenic 7.0 3.6
Barium 63.4 63.8
Beryllium 0.272 0.33J
Cadmium 0.15 B 0.11 B
Chromium 9 E 11.5 E
Copper 14.6 7
Lead (Pb) 22.9 12.4
Selenium 2 1.3 B
Thallium 1.3 J 0.81J
Vanadium 19.7 E 20.9 E
Zinc 54.9 34.8
SS-10
Analyte 0-2" 2"-2'
Mercury 0.0076 0.083N
Antimony 0.338N ND
Arsenic 8.3 6.8
Barium 78 E 119 E
Beryllium 0.36B 0.27B
Cadmium 0.4B 0.4B
Chromium 7.9B 6.8E
Copper 30.1 37.2
Lead (Pb) 57.1 E 59.4 E
Selenium 2.1 1.5 B
Thallium 1.2 1.5
Vanadium 17.1J 13.7J
Zinc 66.6 E 77.6 E
SB-48
Analyte 0.6-3.4
Mercury 0.0072
Arsenic 3.1
Barium 24.4E
Beryllium 0.15
Cadmium 0.13
Chromium 5.4 E
Copper 14.2
Lead (Pb) 17.5N
Selenium 0.75 B
Thallium 11.8 E
Zinc 52.2 E
SB-51
Analyte 0.9-2.5
Mercury 0.066
Arsenic 3.1
Barium 30.9 E
Beryllium 0.26 E
Cadmium 0.098 B
Chromium 6.7 E
Copper 20.2 E
Lead (Pb) 46.4 E
Selenium 0.75 B
Vanadium 11.8 E
Zinc 28 E
SB-55
Analyte 0.6-1.4
Mercury 0.029
Arsenic 3.9
Barium 31.8 E
Beryllium 0.31
Cadmium 0.14
Chromium 8.2 E
Copper 14.6
Lead (Pb) 24.3N
Thallium 0.39
Vanadium 11.6
Zinc 40 E
SB-54
Analyte 0.6-3.4
Mercury 0.024
Antimony 0.24N
Arsenic 3.6
Barium 19.6 E
Beryllium 0.21
Cadmium 0.11
Chromium 5 E
Copper 7.9
Lead (Pb) 15.4N
Thallium 0.78
Vanadium 8.1
Zinc 15.8 E
SB-52
Analyte 0.9-4
Mercury 0.0051 J
Arsenic 3.5
Barium 16.4 J
Beryllium 0.23 J
Chromium 3.6 J
Copper 5.3 J
Lead (Pb) 11.2 J
Thallium 1.3 J
Vanadium 5.8 J
Zinc 8.2 J
SB-49
Analyte 0.6-1.3
Mercury 0.033
Antimony 0.34N
Arsenic 2.2
Barium 55.3 E
Beryllium 0.22
Cadmium 0.14
Chromium 7.6 E
Copper 193
Lead (Pb) 26.5N
Thallium 1.0
Vanadium 10.7
Zinc 72.5 E
SB-46
Analyte 0.6-3.2
Barium 8.4 J
Beryllium 0.075 J
Cadmium 0.0095 J
Chromium 4 J
Copper 4.3 J
Lead (Pb) 9.2 J
Vanadium 6.3 J
Zinc 22.2 J
SB-47
Analyte 0.8-3.7
Mercury 0.0053 J
Arsenic 2.4
Barium 11.3 J
Beryllium 0.13 J
Chromium 3.2 J
Copper 6.8 J
Lead (Pb) 5.7 J
Thallium 0.43 J
Vanadium 8 J
Zinc 10.8 J
SB-44
Analyte 0.8-3.5
Mercury 0.0065 J
Arsenic 2.4
Barium 13.8 J
Beryllium 0.15 J
Chromium 2.7 J
Copper 5.2 J
Lead (Pb) 7.4 J
Thallium 1.2 J
Vanadium 5.7 J
Zinc 8.6 J
SB-41
Analyte 0.6-2.3
Arsenic 2.8
Barium 15.2 E
Beryllium 0.12
Chromium 4.9 E
Copper 6.4 E
Lead (Pb) 9.7
Thallium 9.1
Vanadium 14.5 E
Zinc
SB-31
Analyte 0.5-1.5
Mercury 0.053
Arsenic 3.6
Barium 49.3 E
Beryllium 0.23
Cadmium 0.11
Chromium 9.4 E
Copper 10.2
Lead (Pb) 15.9
Thallium 0.36
Vanadium 11 E
Zinc 62.5 E
SB-32
Analyte 1.2-2
Mercury 0.29 J
Arsenic 2.4
Barium 22.6 J
Beryllium 0.075 J
Chromium 8.58 J
Copper 1.2 J
Lead (Pb) 3.7 N
Thallium 0.9 J
Vanadium 1.7 J
SB-40
Analyte 0.5-2
Mercury 0.0047
Antimony 0.26N
Arsenic 2.8
Barium 8.9 E
Beryllium 0.17
Cadmium 0.16
Chromium 5.1 E
Copper 7.9
Lead (Pb) 6.3N
Thallium 0.98
Vanadium 7.9
Zinc 34.1 E
SB-33
Analyte 0.6-1.6
Barium 8.4 J
Beryllium 0.075 J
Cadmium 0.0095 J
Chromium 4 J
Copper 4.3 J
Lead (Pb) 9.2 J
Vanadium 6.3 J
Zinc 22.2 J
SB-39
Analyte 0.5-1
Mercury 0.053
Arsenic 3.6
Barium 49.3 E
Beryllium 0.23
Cadmium 0.11
Chromium 9.4 E
Copper 10.2
Lead (Pb) 15.9
Thallium 0.36
Vanadium 11 E
Zinc 62.5 E
SB-38
Analyte 0.8-4
Mercury 0.013 J
Arsenic 2.3
Barium 63.6 J
Beryllium 0.18 J
Chromium 3.2 J
Copper 8.2 J
Lead (Pb) 6.6 J
Selenium 1.5
Thallium 0.84 J
Vanadium 10.5 J
Zinc 16.7 J
SB-37
Analyte 0.7-1.9
Arsenic 1.8
Barium 91.3 E
Beryllium 0.12
Cadmium 0.059
Chromium 4.8 E
Copper 5.4
Lead (Pb) 3.6
Thallium 0.54
Vanadium 9.3 E
Zinc 10.3 E
SB-36
Analyte 2-3.8
Mercury 0.011 J
Arsenic 2.9
Barium 10.2 J
Beryllium 0.15 J
Chromium 0.059 J
Copper 3.9 J
Lead (Pb) 13.4 J
Thallium 0.3 J
Vanadium 4.9 J
Zinc 21.3 J
SB-35
Analyte 0.6-3.9
Mercury 0.0078 J
Arsenic 3.8
Barium 39.6 J
Beryllium 0.25 J
Cadmium 0.071 J
Chromium 5.9 J
Copper 11.2
Lead (Pb) 27 J
Selenium 1.8
Thallium 0.97 J
Vanadium 7.2 J
Zinc 51.1 J
SB-34
Analyte 0.5-1.4
Mercury 0.024
Antimony 0.54 N
Arsenic 3.3
Barium 52.8 E
Beryllium 0.21
Cadmium 0.3
Chromium 7 E
Copper 16
Lead (Pb) 14.6
Thallium 1.0
Vanadium 10.5 E
Zinc 43.7 E
SB-45
Analyte 0.8-3
Mercury 0.15 J
Arsenic 5.3
Barium 51.6 J
Beryllium 0.34 E
Cadmium 0.26
Chromium 7.6 E
Copper 175 J
Lead (Pb) 63.2 J
Selenium 0.81 J
Silver 0.13 J
Vanadium 13.3 J
Zinc 103 J
SB-43
Analyte 0.6-3.5
Mercury 0.0028
Arsenic 4.0
Barium 16.7 E
Beryllium 0.19
Cadmium 0.092
Chromium 4.7 E
Copper 7.1
Lead (Pb) 7.9N
Thallium 0.7
Vanadium 9.2
Zinc 12.9 E
SB-42
Analyte 1-4
Mercury 0.064 J
Arsenic 2.3
Barium 30.8 J
Beryllium 0.22 J
Cadmium 0.096 J
Chromium 5.2 J
Copper 7.5 J
Lead (Pb) 35.6 J
Selenium 0.78 J
Silver 0.063 J
Vanadium 9.7 J
Zinc 73.2 J
SB-79
Analyte 0-3.5
Mercury 0.0075 J
Arsenic 4.8 J
Barium 44.2 J
Beryllium 0.32 J
Cadmium 0.071 J
Chromium 4.9 J
Copper 6.5 J
Lead (Pb) 12.7 J
Vanadium 6.2 J
Zinc 9.7 J
SS-8A
Analyte 0-2" 2"-2'
Mercury 0.039 B 0.049
Arsenic 2.5 0.2
Barium 25.2 46.7
Beryllium 0.17 B 0.28
Cadmium 0.25 0.29
Chromium 6.5 E 9.2E
Copper 13.6 25.8
Lead (Pb) 19E 25E
Thallium 0.31 B ND
Vanadium 10.6 21.4
Zinc 47 55.2
SB-65
Analyte 4-5.5
Arsenic 5.3 J
Barium 18.5 J
Beryllium 0.24 J
Cadmium 0.22
Chromium 3.6 J
Copper 15.3 J
Lead (Pb) 12.5 J
Selenium 1.6
Thallium 1.2
Vanadium 6.2
Zinc 28.6 J
SB-80
Analyte 0-2.5
Mercury 0.0071 J
Arsenic 2.5 J
Barium 8.2 J
Beryllium 0.168 J
Cadmium 0.064 J
Chromium 2.8
Copper 3.8 J
Lead (Pb) 11.6 J
Vanadium 3.5 J
Zinc 3.4 J
SB-2
Analyte 4-7.9
Mercury 0.018 J
Arsenic 5.2 J
Barium 66.2 J
Beryllium 0.42 J
Cadmium 0.37
Chromium 7.3 J
Copper 27.5 J
Lead (Pb) 12.5 J
Vanadium 14 J
Zinc 56.1 J
SB-36
Analyte 2-3.8
Mercury 0.011 J
Arsenic 2.9
Barium 10.2 J
Beryllium 0.15 J
Chromium 0.059 J
Copper 3.9 J
Lead (Pb) 13.4 J
Thallium 0.3 J
Vanadium 4.9 J
Zinc 21.3 J
SB-42
Analyte 1-4
Mercury 0.064 J
Arsenic 2.3
Barium 30.8 J
Beryllium 0.22 J
Cadmium 0.096 J
Chromium 5.2 J
Copper 7.5 J
Lead (Pb) 35.6 J
Selenium 0.78 J
Silver 0.063 J
Vanadium 9.7 J
Zinc 73.2 J
SB-22
Analyte 2-3.2
Mercury 0.059
Arsenic 4.6
Barium 176 E
Beryllium 0.24
Cadmium 0.61
Chromium 7.8 E
Copper 30.5
Lead (Pb) 52.1
Thallium 1.4
Vanadium 12.6 E
Zinc 181 E
SB-67
Analyte 8-12
Antimony 0.67 J
Arsenic 7.7
Barium 13.6 J
Beryllium 0.151
Chromium 4.9 J
Copper 5.5
Lead (Pb) 9.5 J
Thallium 0.66 J
Vanadium 8.9 J
Zinc 8.2 J
SB-70
Analyte 8-11.5
Antimony 0.54 J
Arsenic 2.2
Barium 15.5 J
Beryllium 0.14 J
Chromium 5.2 J
Copper 6.4
Lead (Pb) 3.9 J
Thallium 0.53 J
Vanadium 9.4 J
Zinc 11.4 J
SB-63
Analyte 4-6.3
Arsenic 4
Barium 8.5 E
Beryllium 0.17
Chromium 3.3 E
Copper 5.6
Lead (Pb) 10.1
Thallium 1.3
Vanadium 5.6 J
Zinc 6.5 E
SB-30
Analyte 8-10.7
Arsenic 4.3
Barium 20.5 E
Beryllium 0.15
Chromium 5.2 E
Copper 13.7
Lead (Pb) 6.8
Thallium 0.46
Vanadium 9.4 E
Zinc 19 E
SB-64
Analyte 6.5-8
Arsenic 3.6 J
Barium 17 J
Beryllium 0.22 J
Chromium 3.8 J
Copper 7.2 J
Lead (Pb) 8.6 J
Selenium 0.96
Thallium 1.1
Vanadium 7.7 J
Zinc 17.3 J
SB-62
Analyte 6.2-7.8
Arsenic 1.3
Barium 12.9 E
Beryllium 0.095
Chromium 4 E
Copper 3.1
Lead (Pb) 7.4
Thallium 0.29
Vanadium 7.4 E
Zinc 15.7 E
SB-29
Analyte 8-10.4
Arsenic 5.2
Barium 27.3 E
Beryllium 0.22
Cadmium 0.21
Chromium 4.2 E
Copper 8.6
Lead (Pb) 5.3
Thallium 0.95
Vanadium 7.2 E
Zinc 21 E
SB-61
Analyte 6.3-8
Mercury, Total 0.0036
Arsenic 3.2 J
Barium 174 J
Beryllium 0.22 J
Cadmium 0.18
Chromium 5.2 J
Copper 10.8 J
Lead (Pb) 6.4 J
Selenium 1.4
Thallium 1
Vanadium 6.1 J
Zinc 31.4
SB-59
Analyte 0.4-4
Mercury 0.0081
Arsenic 2.2
Barium 20.9 E
Beryllium 0.13
Cadmium 0.11
Chromium 2.4 E
Copper 5.1
Lead (Pb) 6.2
Thallium 0.22
Vanadium 3.9 E
Zinc 5.8 E
SB-58
Analyte 4-7.3
Antimony 0.24N
Arsenic 3.4
Barium 33.3 E
Beryllium 0.18
Cadmium 0.3
Chromium 5.8 E
Copper 8.4
Lead (Pb) 13.2
Thallium 0.96
Vanadium 9.6 E
Zinc 19.4 E
SB-60
Analyte 2.5-4
Antimony 0.31N
Arsenic 4.9
Barium 18 E
Beryllium 0.24
Cadmium 0.14
Chromium 3.9 E
Copper 7.9
Lead (Pb) 11.5
Thallium 1.5
Vanadium 5.1 E
Zinc 8.5 E
SB-57
Analyte 0.4-1
Mercury 0.038
Arsenic 4
Barium 18.8 E
Beryllium 0.19
Cadmium 0.36
Chromium 8.1 E
Copper 13.6
Lead (Pb) 12.9
Silver 0.34
Thallium 0.68
Vanadium 8.7 E
Zinc 31.1 E
SB-66
Analyte 4-5.2
Arsenic 3.5 J
Barium 14.7 J
Beryllium 0.172
Cadmium 0.13 J
Chromium 5.2 J
Copper 6.5 J
Lead (Pb) 6.6 J
Selenium 0.872
Thallium 0.78
Vanadium 8.3 J
Zinc 23.1J
SB-27
Analyte 8-10.5
Antimony 0.49N
Arsenic 2.4
Barium 13 E
Beryllium 0.14
Cadmium 0.15
Chromium 4.6 E
Copper 6.4
Lead (Pb) 6.4
Thallium 0.62
Vanadium 7.5 E
Zinc 9.8 E
SB-25
Analyte 9-10.7
Arsenic 2.4
Barium 18.7 E
Beryllium 0.2
Cadmium 0.08
Chromium 4.4 E
Copper 8.9
Lead (Pb) 7.9
Thallium 0.5
Vanadium 8.8 E
Zinc 18.4 E
MW-5
Analyte 7.2-8
Mercury 0.0056 J
Antimony 0.94 J
Arsenic 2.8
Barium 17.5 J
Beryllium 0.18 J
Chromium 0.073 J
Copper 12.7
Lead (Pb) 5 J
Thallium 0.39 J
Vanadium 12.5 J
Zinc 27.2 J
SB-23
Analyte 4-6
Mercury 0.054 J
Antimony 1.1 J
Arsenic 4.3
Barium 61.5 J
Beryllium 0.27 J
Cadmium 0.27 J
Chromium 7.9 J
Copper 10.8 J
Lead (Pb) 81.5 J
Thallium 1.4 J
Vanadium 9.5 J
Zinc 58.5 J
SB-28
Analyte 4-8
Mercury 0.0035 J
Antimony 1.4 J
Arsenic 5.4
Barium 29.7 J
Beryllium 0.31 J
Cadmium 0.047 J
Chromium 7.6 J
Copper 14.2 J
Lead (Pb) 13.2 J
Vanadium 23.6 J
Zinc 36.3 J
SS-3
Analyte 0-2" 2"-24'
Mercury 0.055 0.18
Arsenic 4.1 7.8
Barium 53.5E 66.5
Beryllium 0.24J 0.29J
Cadmium 0.16 B 0.31
Chromium 10.3 E 12.6 E
Copper 13 60.6
Lead (Pb) 18.8 58.2
Selenium 2.2 ND
Silver ND 0.081 B
Thallium 0.55J 1.8 J
Vanadium 18.5 E 13.9 E
SB-73
Analyte 0.4-4
Mercury 0.23
Antimony 0.79N
Arsenic 11.7
Barium 322 E
Beryllium 0.32
Cadmium 0.6
Chromium 9 E
Copper 116
Lead (Pb) 2,490
Silver 0.35 M
Thallium 0.4 M
Vanadium 11 E
Zinc 401 E
MW-6
Analyte 8.3-10.3
Mercury 0.0025 J
Arsenic 3.8
Barium 21.6 J
Chromium 5.4 J
Lead (Pb) 7.2 J
Thallium 1.3 J
Vanadium 8.7 J
Zinc 10.5 J
SS-2
Analyte 0-2" 2-24"
Mercury 0.065 0.12
Arsenic 3.6 6.5
Barium 49.3E 39E
Beryllium 0.24B 0.24B
Cadmium 0.19 B 0.35 B
Chromium 11.2 E 7.3 E
Copper 33.8 31.2
Lead (Pb) 21.5 336E
Selenium 1.8 1.6B
Thallium 0.78 J 1.2 J
Vanadium 17.2J 12.2J
SB-72
Analyte 9-11
Antimony 0.53 J
Arsenic 5.2
Barium 25.9 J
Beryllium 0.24 J
Chromium 0.012 J
Copper 10.4
Lead (Pb) 5.3 J
Thallium 0.41 J
Vanadium 10.3 J
Zinc 19.6 J
SB-71
Analyte 8-11.3
Arsenic 2.5
Barium 47.5 E
Beryllium 0.2
Cadmium 0.29
Chromium 8.7 E
Copper 13.6
Lead (Pb) 4.1
Thallium 0.42
Vanadium 14.4 E
Zinc 21.4 E
SS-1
Analyte 0-2" 2"-2'
Mercury 0.06 0.12
Arsenic 3.8 8.2
Barium 72.7 60.1
Beryllium 0.37B 0.43B
Cadmium 0.15 B 0.17 B
Chromium 12.7 E 10.9 E
Copper 14.1 30
Lead (Pb) 15.2 39.6
Selenium 1.7 1.2
Thallium 0.73J 0.62
Vanadium 23.3J 16.8J
Zinc 48.5 63.4
SS-4
Analyte 0-2" 2''-2'
Mercury 0.053 0.13
Arsenic 3.7 5.5
Barium 49.1 E 62.2 E
Beryllium 0.24J 0.2J
Cadmium 0.15 B 0.3
Chromium 9.6 E 9.4 E
Copper 20.9 91.3
Lead (Pb) 22 65.3
Selenium 1.8 0.73 B
Silver ND 0.26 B
Thallium 0.95 J 0.95 J
SB-68
Analyte 9.5-10.8
Arsenic 2.8
Barium 0.074
Cadmium 0.076
Chromium 2.9 E
Copper 4.5
Lead (Pb) 2.2
Vanadium 5.5 E
Zinc 8.3 E
SB-75
SB-76
SB-77
SB-78
SB-98
SB-55
SB-54
SB-52
SB-49
SB-46
SB-47
SB-44
SB-41
SB-31
SB-32
SB-40
SB-33
SB-39
SB-38
SB-37
SB-36
SB-35
SB-34
SB-45
SB-43
SB-42
SB-79
SB-65
SB-80
SB-2
SB-66
SB-57
SB-58
SB-60
SB-59
SB-68
SB-48
SB-51
SB-63
SB-64
SB-62
SB-61
SB-29
SB-30
SB-120
SB-119
SB-71
SB-115
SB-118
SB-125
SB-122
SB-126
SB-72
SB-121
SB-73
SB-116
SB-117
SB-124
SB-58
SB-95
SB-59
SB-57
SB-60
SB-61
SB-62
SB-63
SB-64
SB-65
SB-66
SB-67
SB-70
SB-22
SB-27
SB-25
SB-91
SB-92
SB-24
SB-26
SB-23
SB-28
SB-29
SB-30
SB-120
SB-119
SB-71
SB-115
SB-118
SB-125
SB-122
SB-126
SB-72
SB-121
SB-73
SB-116
SB-117
SB-124
SB-58
SB-95
SB-59
SB-57
SB-60
SB-61
SB-62
SB-63
SB-64
SB-65
SB-66
SB-67
SB-70
SB-22
SB-27
SB-25
SB-91
SB-92
SB-24
SB-26
SB-23
SB-28
MW-6
MW-5
MW-5D
MW-5S
MW-6
MW-6S
MW-6D
MW-5D
MW-5S
MW-5


CONCRETE
BUILD
FLO
L
CURRENT L
OF 125,000-
RESERVOIR
SS-9
Analyte 0-2" 2-24"
Mercury 0.01 B 0.038 B
Arsenic 1.9 2.2
Barium 21.1 E 22.7 E
Beryllium 0.095J 0.1
Cadmium 0.052 B 0.069 B
Chromium 5.1 E 5.4 E
Copper 6.5 8.3
Lead (Pb) 4.3 E 5.5 E
Selenium 0.6 B ND
Thallium 0.71 0.76
Vanadium 10.1J 11.0J
Zinc 30.3 E 33.1 E
SB-82
Analyte 0.2-4
Mercury 0.0034
Arsenic 1.7
Barium 20.5 E
Beryllium 0.14
Cadmium 0.15
Chromium 4.8 E
Copper 6.5
Lead (Pb) 3.7K
Thallium 0.4
Vanadium 9.1
Zinc 32.4 E
TP-E
Analyte
Mercury 0.0086 B
Arsenic 0.98
Barium 22.2 E
Beryllium 0.12
Chromium 3.7 E
Copper 6.5
Lead (Pb) 2.4 E
Thallium 0.44 B
Vanadium 4.8J
Zinc 38.5 E
SB-81
Analyte 4-7.9
Arsenic 1.1
Barium 12.9 E
Beryllium 0.31
Cadmium 0.03
Chromium 3.7 E
Copper 4.7
Lead (Pb) 2.2
Vanadium 7.4
Zinc 15 E
SB-76
Analyte 7.7-8
Arsenic 3.3 J
Barium 15.6 J
Beryllium 0.25 J
Cadmium 0071 J
Chromium 4.9 J
Copper 7.6 J
Lead (Pb) 10.3 J
Vanadium 7.1 J
Zinc 15.6 J
SS-8
Analyte 0-2" 2-24"
Mercury 0.013 B 0.03 B
Arsenic 2.2 2.2
Barium 24.3 23.5 E
Beryllium 0.11J 0.097J
Cadmium 0.072 B 0.057 B
Chromium 5.9 E 5.1 E
Copper 10.8 9.7
Lead (Pb) 12.3 12.2 E
Thallium 0.78 0.67 BE
Vanadium 10.5J 11.1J
Zinc 30.6 30.5 E
TP-F
Analyte
Mercury 0.028 B
Arsenic 2.5
Barium 18.6 E
Beryllium 0.08J
Cadmium 0.027 B
Chromium 6.1 E
Copper 11.1
Lead (Pb) 23.7 E
Thallium 1.5
Vanadium 5.7J
Zinc 22.9 E
TP-D
Analyte
Mercury 0.084
Arsenic 3.7
Barium 44.2 E
Beryllium 0.21 E
Cadmium 0.1 B
Chromium 6.5 E
Copper 10.8
Lead (Pb) 24.2 E
Thallium 1.4
Vanadium 10.6J
Zinc 46.5 E
SS-6
Analyte 0-2" 2-24"
Mercury 0.049 0.02 B
Arsenic 3.6 1.8
Barium 46.1E 21.1E
Beryllium 0.18J 0.085J
Cadmium 0.13 B 0.026 B
Chromium 7.9 E 6.3 E
Copper 27.2 9.2
Lead (Pb) 34.5 8.4
Thallium 1.2 0.56 B
Vanadium 12.8J 10.1J
Zinc 61.9 24.8
SB-56
Analyte 3-4
Antimony 0.61 J
Arsenic 6.1
Barium 10.2 J
Beryllium 0.16 J
Cadmium 0.077 J
Chromium 3.7 NE
Copper 8.4
Lead (Pb) 19.2 J
Thallium 1.4 J
Vanadium 4.2 J
SB-53
Analyte 0.6-2.6
Arsenic 2.7
Barium 15.4
Beryllium 0.15 B
Cadmium 0.14 B
Chromium 4.5 E
Copper 7.2
Lead (Pb) 4.9
Thallium 0.26 B
Vanadium 7.5 *
Zinc 18.4
SB-18
Analyte 4-4.6
Mercury 0.0087 J
Arsenic 7.6
Barium 29
Beryllium 0.37 J
Cadmium 0.26
Chromium 7 J
Copper 15 J
Lead (Pb) 31.1 J
Silver 0.12 J
Vanadium 8.7
Zinc 18
SB-50
Analyte 0.6-3.5
Mercury 0.14
Antimony 0.59U
Arsenic 5.1
Barium 48.2 E
Beryllium 0.34
Cadmium 0.28
Chromium 9.4 E
Copper 92.2
Lead (Pb) 98.8
Vanadium 12.9
Zinc 94.3 E
SB-98
SB-A/6A
SB-99
SB-A4
SB-100
SB-101
SB-A
SB-20
SB-2
SB-13
SB-10
SB-75
SB-76
SB-184
SB-185
SB-45
SB-21
SB-19
SB-102
SB-97
SB-103
SB-96
SB-A5
SB-16
SB-15
SB-14
SB-43
SB-48
SB-51
SB-53
SB-50
SB-A6
SB-A7
SB-A8
SB-A9
SB-A10
SB-A11
SB-A12
SB-A13
SB-A14
SB-A15
SB-A16
SB-A17
SB-A18
SB-A19
SB-A20
SB-A21
SB-A22
SB-A23
SB-A24
SB-A25
SB-A26
SB-A27
SB-A28
SB-A29
SB-A30
SB-A31
SB-A32
SB-A33
SB-A34
SB-A35
SB-A36
SB-A37
SB-A38
SB-A39
SB-A40
SB-A41
SB-A42
SB-A43
SB-A44
SB-A45

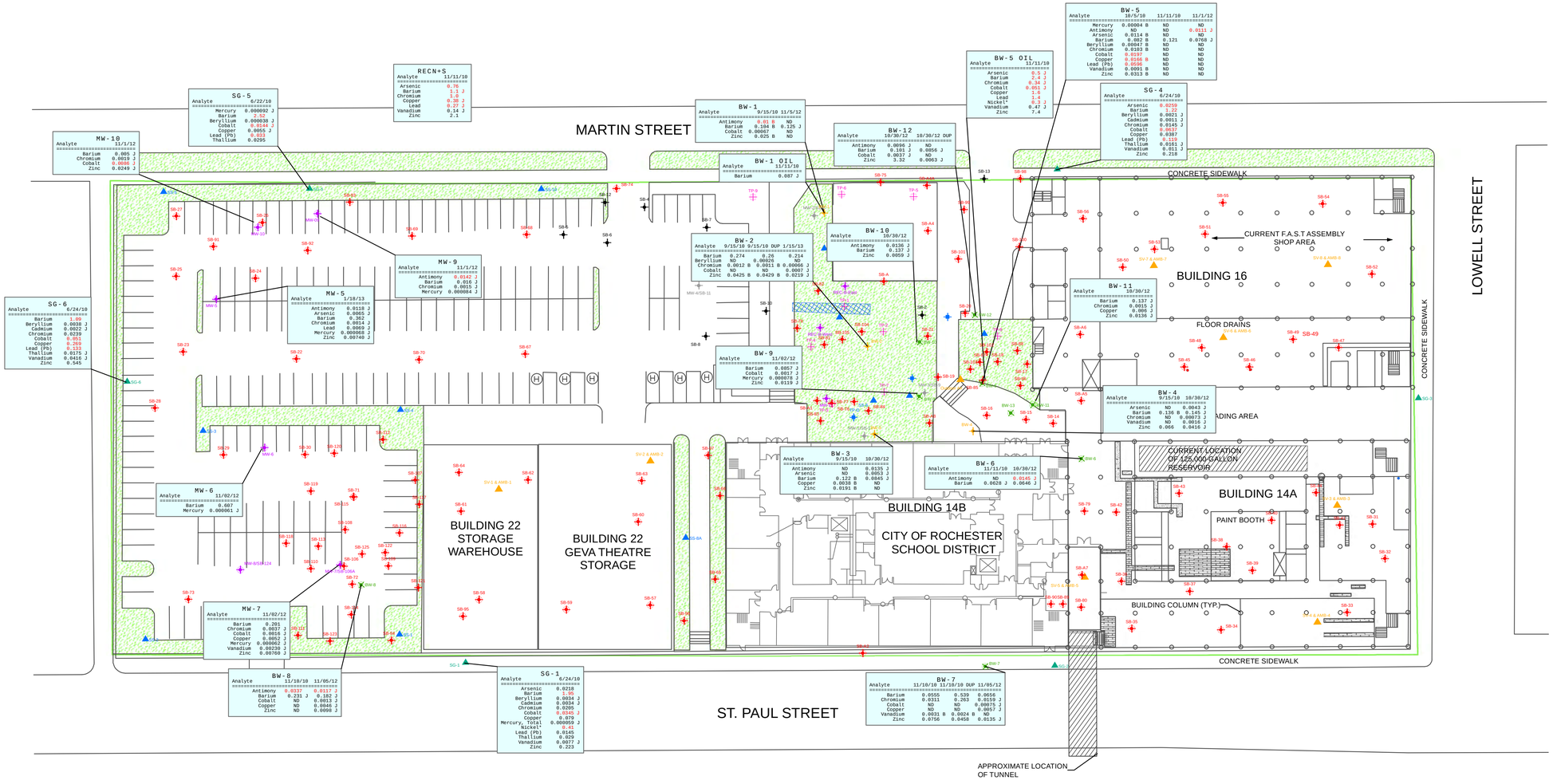

LEGEND

- COMPLETED BCP SEDIMENT SAMPLE
- COMPLETED BCP SOIL BORING
- COMPLETED BCP OVERBURDEN WELLS
- COMPLETED BCP BEDROCK WELLS
- COMPLETED BCP TEST PITS
- COMPLETED BCP SOIL GAS SAMPLE
- COMPLETED BCP SOIL VAPOR SAMPLE
- COMPLETED BCP SURFACE SOIL SAMPLE
- COMPLETED PRE-BCP OVERBURDEN WELL
- COMPLETED PRE-BCP SOIL BORING
- COMPLETED PRE-BCP BEDROCK WELLS
- COMPLETED PRE-BCP PHASE II TEST PIT
- FLOOR DRAIN
- WATER FILLED PIPE IN FLOOR
- TUNNEL
- UNEXCAVATED AREA
- BCP BOUNDARY
- CONCRETE FILLED FLOOR TRENCH (POSSIBLE FORMER PIPE CHASE)
- OPEN FLOOR TRENCH (POSSIBLE PIPE CHASE)
- GRASS COVERED MEDIAN
- STAIRWAY

Note:
(1) SITE PLAN DEVELOPED FROM BERO ASSOCIATES ARCHITECTS SITE PLAN FOR 690 SAINT PAUL STREET, ROCHESTER CHARTER SCHOOL SCIENCE AND TECHNOLOGY, DATED APRIL 11, 2000.
(2) All values reported in mg/L.
(3) **Red bold** values exceed NYSDEC TOGS 1.1.1.
4) Select Metals include Antimony, Arsenic, Barium, Beryllium, Cadmium, Chromium, Cobalt, Copper, Lead, Mercury, Selenium, Silver, Thallium, Vanadium, and Zinc.
5) * Indicates that the listed parameter is not included in the Select Metals list, but was listed for this sample because the result exceeded NYSDEC TOGS 1.1.1.
6) Manganese, Magnesium, and Iron are not shown regardless of exceedance because they are not contaminants of concern at industrial sites.

LABELLA Associates, D.P.C.
300 STATE STREET
ROCHESTER, NY 14614
P: (585) 454-6110
F: (585)454-3066
www.labellapc.com
COPYRIGHT 2013

DETECTED SELECT METALS IN WATER SAMPLES

BROWNFIELD CLEANUP PROGRAM

690 SAINT PAUL STREET
ROCHESTER, NEW YORK

VOLUNTEER:
GENESEE VALLEY
REAL ESTATE COMPANY

N E S W

0 35 Feet

1 inch = 35 feet

209280

FIGURE 25

Path: I:\Genesee Valley Real Estate Co\209280\Drawings\ESPASE - ppm\MAP.2012.06.07.WAterMetalsSelect.mxd

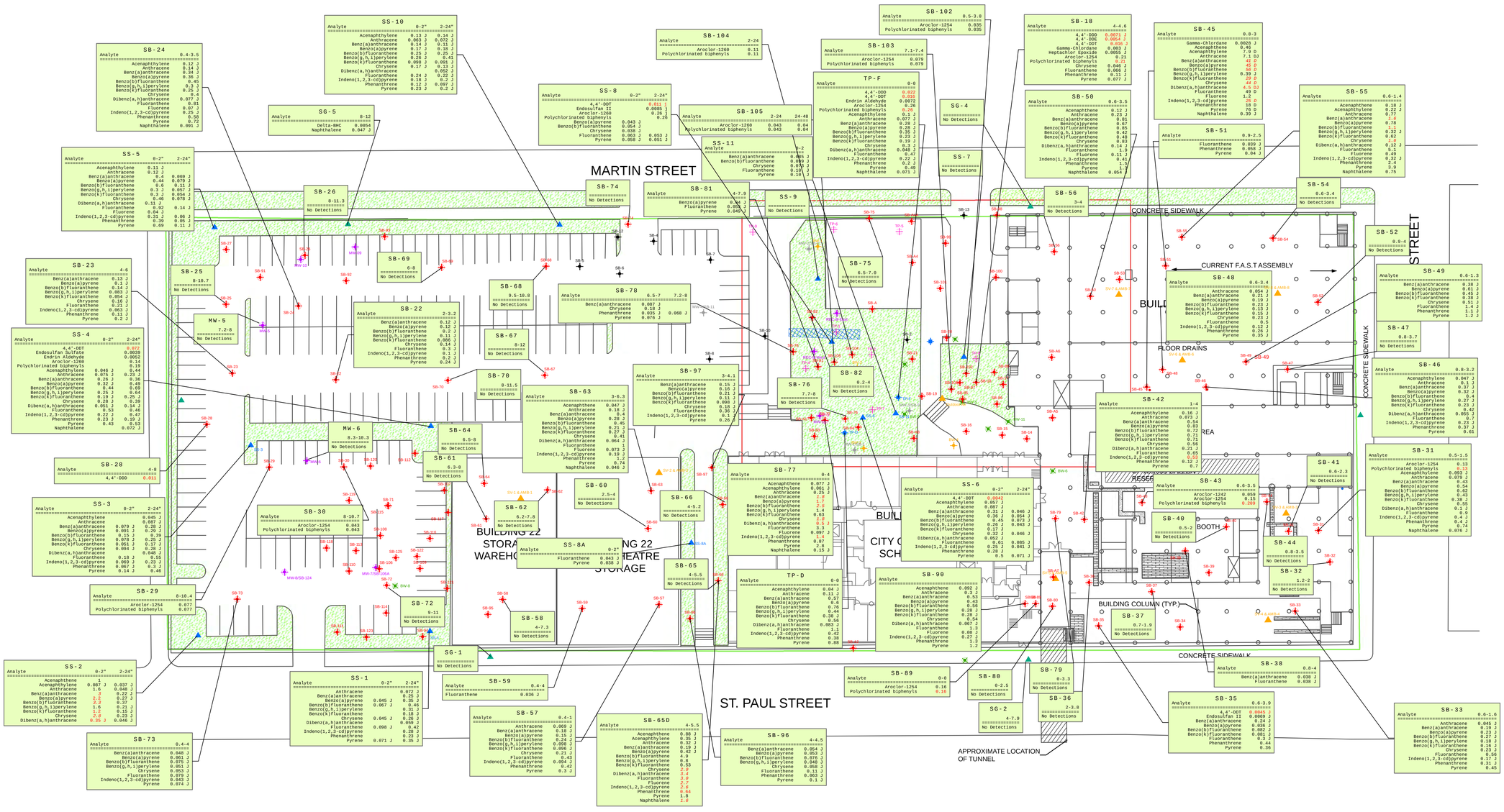
MARTIN STREET
ST. PAUL STREET
CONCRETE SIDEWALK
CURRENT F.A.S.T ASSEMBLY
FLOOR DRAINS
BUILDING COLUMN (TYP.)
APPROXIMATE LOCATION OF TUNNEL
BUILDING 22 STORAGE WAREHOUSE
BUILDING 22 THEATRE STORAGE
CITY CHARTER SCHOOL
RESEARCH AREA
BOOTH
SS-1
Analyte 0-2" 2-24"
Anthracene 0.072 J
Benz(a)anthracene 0.25 J
Benzo(a)pyrene 0.045 J 0.35 J
Benzo(b)fluoranthene 0.067 J 0.46
Benzo(g,h,i)perylene 0.18 J
Benzo(k)fluoranthene 0.045 J 0.26 J
Chrysene 0.23 J
Dibenz(a,h)anthracene 0.098 J 0.059 J
Fluoranthene 0.42
Indeno(1,2,3-cd)pyrene 0.28 J
Phenanthrene 0.23 J
Pyrene 0.071 J 0.35 J
SS-2
Analyte 0-2" 2-24"
Acenaphthene 1
Acenaphthylene 0.087 J 0.037 J
Anthracene 1.6 0.082 J
Benz(a)anthracene 0.32 J
Benzo(a)pyrene 2.2 0.27 J
Benzo(b)fluoranthene 3.3 0.37
Benzo(g,h,i)perylene 1.6 0.21 J
Benzo(k)fluoranthene 1.7 0.15 J
Chrysene 2.8 0.23 J
Dibenz(a,h)anthracene 0.35 J 0.046 J
SS-3
Analyte 0-2" 2-24"
Acenaphthylene 0.045 J
Anthracene 0.087 J
Benz(a)anthracene 0.079 J 0.28 J
Benzo(a)pyrene 0.091 J 0.29 J
Benzo(b)fluoranthene 0.15 J 0.39
Benzo(g,h,i)perylene 0.093 J 0.17 J
Benzo(k)fluoranthene 0.051 J 0.28 J
Chrysene 0.094 J 0.28 J
Dibenz(a,h)anthracene 0.048 J
Fluoranthene 0.18 J 0.55
Indeno(1,2,3-cd)pyrene 0.069 J 0.23 J
Pyrene 0.067 J 0.3 J
0.14 J 0.46
SS-4
Analyte 0-2" 2-24"
4,4'-DDD 0.0072
Endosulfan Sulfate 0.0039
Endrin Aldehyde 0.0052
Aroclor-1260 0.14
Polychlorinated biphenyls 0.19
Acenaphthylene 0.046 J 0.44
Anthracene 0.075 J 0.23 J
Benz(a)anthracene 0.26 J 0.36
Benzo(a)pyrene 0.32 J 0.49
Benzo(b)fluoranthene 0.41 J 0.64
Benzo(g,h,i)perylene 0.25 J 0.44
Benzo(k)fluoranthene 0.19 J 0.25 J
Chrysene 0.28 J 0.39
Dibenz(a,h)anthracene 0.051 J 0.14 J
Fluoranthene 0.52 0.46
Indeno(1,2,3-cd)pyrene 0.22 J 0.47
Phenanthrene 0.23 J 0.19 J
Pyrene 0.43 0.53
Naphthalene 0.072 J
SS-5
Analyte 0-2" 2-24"
Acenaphthylene 0.11 J
Anthracene 0.12 J
Benz(a)anthracene 0.44 0.089 J
Benzo(a)pyrene 0.44 0.079 J
Benzo(b)fluoranthene 0.6 0.11 J
Benzo(g,h,i)perylene 0.3 J 0.057 J
Benzo(k)fluoranthene 0.3 J 0.054 J
Chrysene 0.46 0.078 J
Dibenz(a,h)anthracene 0.11 J
Fluoranthene 0.84 0.14 J
Fluorene 0.04 J
Indeno(1,2,3-cd)pyrene 0.31 J 0.06 J
Phenanthrene 0.39 0.05 J
Pyrene 0.69 0.11 J
SS-8
Analyte 0-2" 2-24"
4,4'-DDT 0.011 J
Endosulfan II 0.0085 J
Aroclor-1260 0.26 J
Polychlorinated biphenyls 0.26
Benzo(a)pyrene 0.043 J
Benzo(b)fluoranthene 0.054 J
Chrysene 0.038 J
Fluoranthene 0.063 J 0.053 J
Pyrene 0.058 J 0.051 J
SS-9
No Detections
SS-10
Analyte 0-2" 2-24"
Acenaphthylene 0.13 J 0.14 J
Anthracene 0.063 J 0.072 J
Benz(a)anthracene 0.14 J 0.11 J
Benzo(a)pyrene 0.17 J 0.18 J
Benzo(b)fluoranthene 0.25 J 0.25 J
Benzo(g,h,i)perylene 0.26 J 0.41
Benzo(k)fluoranthene 0.098 J 0.091 J
Chrysene 0.17 J 0.18 J
Dibenz(a,h)anthracene 0.053 J
Fluoranthene 0.24 J 0.22 J
Indeno(1,2,3-cd)pyrene 0.18 J 0.2 J
Phenanthrene 0.12 J 0.097 J
Pyrene 0.23 J 0.2 J
SS-11
Analyte 0-2
Benz(a)anthracene 0.085 J
Benzo(b)fluoranthene 0.093 J
Chrysene 0.091 J
Fluoranthene 0.16 J
Pyrene 0.16 J
SS-7
No Detections
SB-102
Analyte 0.5-3.8
Aroclor-1254 0.035
Polychlorinated biphenyls 0.035
SB-103
Analyte 7.1-7.4
Aroclor-1254 0.079
Polychlorinated biphenyls 0.079
SB-104
Analyte 2-24
Aroclor-1260 0.11
Polychlorinated biphenyls 0.11
SB-105
Analyte 2-24 24-48
Aroclor-1260 0.043 0.04
Polychlorinated biphenyls 0.043 0.04
TP-F
Analyte 0-0
4,4'-DDD 0.022
4,4'-DDT 0.0072
Endrin Aldehyde 0.0072
Aroclor-1254 0.26
Aroclor-1260 0.26
Benz(a)anthracene 0.077 J
Benzo(a)pyrene 0.28 J
Benzo(b)fluoranthene 0.29 J
Benzo(g,h,i)perylene 0.35 J
Benzo(k)fluoranthene 0.13 J
Chrysene 0.3 J
Dibenz(a,h)anthracene 0.048 J
Fluoranthene 0.47
Indeno(1,2,3-cd)pyrene 0.22 J
Phenanthrene 0.2 J
Pyrene 0.49
Naphthalene 0.071 J
SG-4
No Detections
SB-18
Analyte 4-4.6
4,4'-DDD 0.0073 J
4,4'-DDE 0.0054 J
4,4'-DDT 0.016 J
Gamma-Chlordane 0.003 J
Heptachlor Epoxide 0.0055 J
Aroclor-1254 0.21
Polychlorinated biphenyls 0.21
Benzo(a)pyrene 0.046 J
Benzo(b)fluoranthene 0.066 J
Fluoranthene 0.11 J
Pyrene 0.077 J
SB-45
Analyte 0.8-3
Gamma-Chlordane 0.0028 J
Acenaphthene 0.46
Acenaphthylene 7.9 D
Anthracene 1.4 D
Benz(a)anthracene 43 D
Benzo(a)pyrene 45 D
Benzo(b)fluoranthene 50 D
Benzo(g,h,i)perylene 0.39 J
Benzo(k)fluoranthene 29 D
Chrysene 44 D
Dibenz(a,h)anthracene 4.5 DJ
Fluoranthene 49 D
Fluorene 3.8
Indeno(1,2,3-cd)pyrene 25 D
Phenanthrene 18 D
Pyrene 76 D
Naphthalene 0.39 J
SB-50
Analyte 0.6-3.5
Acenaphthene 0.12 J
Anthracene 0.23 J
Benz(a)anthracene 0.81
Benzo(a)pyrene 0.67
Benzo(b)fluoranthene 0.85
Benzo(g,h,i)perylene 0.42
Benzo(k)fluoranthene 0.33
Chrysene 0.83
Dibenz(a,h)anthracene 0.14 J
Fluoranthene 1.9
Fluorene 0.11 J
Indeno(1,2,3-cd)pyrene 0.43
Phenanthrene 1.5
Pyrene 1.7
Naphthalene 0.054 J
SB-51
Analyte 0.9-2.5
Fluoranthene 0.039 J
Phenanthrene 0.058 J
Pyrene 0.04 J
SB-55
Analyte 0.6-1.4
Acenaphthene 0.18 J
Acenaphthylene 0.22 J
Anthracene 0.77
Benz(a)anthracene 1.6
Benzo(a)pyrene 0.78
Benzo(b)fluoranthene 1.1
Benzo(g,h,i)perylene 0.52 J
Benzo(k)fluoranthene 0.56
Chrysene 1.6
Dibenz(a,h)anthracene 0.12 J
Fluoranthene 3.1
Fluorene 0.49
Indeno(1,2,3-cd)pyrene 0.52 J
Phenanthrene 2.4
Pyrene 3.9
Naphthalene 0.75
SB-54
0.6-3.4
No Detections
SB-56
3-4
No Detections
SB-48
Analyte 0.6-3.4
Anthracene 0.054 J
Benz(a)anthracene 0.21 J
Benzo(a)pyrene 0.19 J
Benzo(b)fluoranthene 0.23 J
Benzo(g,h,i)perylene 0.13 J
Benzo(k)fluoranthene 0.15 J
Chrysene 0.28 J
Fluoranthene 0.5
Indeno(1,2,3-cd)pyrene 0.12 J
Phenanthrene 0.26 J
Pyrene 0.35 J
SB-52
0.9-4
No Detections
SB-49
Analyte 0.6-1.3
Anthracene 0.38 J
Benz(a)anthracene 0.91 J
Benzo(b)fluoranthene 0.45 J
Benzo(g,h,i)perylene 0.31 J
Chrysene 0.93 J
Fluoranthene 1.4 J
Phenanthrene 1.1 J
Pyrene 1.2 J
SB-47
0.8-3.7
No Detections
SB-42
Analyte 1-4
Acenaphthylene 0.38 J
Anthracene 0.073 J
Benz(a)anthracene 0.54
Benzo(a)pyrene 0.83
Benzo(b)fluoranthene 0.72
Benzo(g,h,i)perylene 0.71
Benzo(k)fluoranthene 0.71
Chrysene 0.91
Fluoranthene 0.21 J
Indeno(1,2,3-cd)pyrene 0.65
Phenanthrene 0.53
Pyrene 0.12 J
6.7
SB-46
Analyte 0.8-3.2
Acenaphthylene 0.2 J
Anthracene 0.37 J
Benz(a)anthracene 0.92
Benzo(a)pyrene 0.4
Benzo(b)fluoranthene 0.27 J
Benzo(g,h,i)perylene 0.23 J
Benzo(k)fluoranthene 0.42
Chrysene 0.055 J
Dibenz(a,h)anthracene 0.23 J
Fluoranthene 0.37 J
Indeno(1,2,3-cd)pyrene 0.43
Phenanthrene 0.37 J
Pyrene 0.61
SB-41
0.6-2.3
No Detections
SB-43
Analyte 0.6-3.5
Acenaphthene 0.059
Aroclor-1254 0.26
Polychlorinated biphenyls 0.285
SB-44
0.8-3.5
No Detections
SB-40
0.5-2
No Detections
SB-31
Analyte 0.5-1.5
Aroclor-1254 0.33
Polychlorinated biphenyls 0.33
Acenaphthylene 0.093 J
Anthracene 0.079 J
Benz(a)anthracene 0.43
Benzo(a)pyrene 0.54
Benzo(b)fluoranthene 0.62
Benzo(g,h,i)perylene 0.43
Benzo(k)fluoranthene 0.58
Chrysene 0.82
Dibenz(a,h)anthracene 0.1 J
Fluoranthene 0.9
Indeno(1,2,3-cd)pyrene 0.4 J
Phenanthrene 0.4 J
Pyrene 0.74
Naphthalene 0.076 J
SB-32
1.2-2
No Detections
SB-37
0.7-1.9
No Detections
SB-38
Analyte 0.8-4
Benz(a)anthracene 0.038 J
Fluoranthene 0.038 J
SB-35
Analyte 0.6-3.9
4,4'-DDT 0.0045 J
Endosulfan II 0.0069 J
Benz(a)anthracene 0.24 J
Benzo(a)pyrene 0.036 J
Benzo(b)fluoranthene 0.082 J
Benzo(k)fluoranthene 0.082 J
Fluoranthene 0.3 J
Phenanthrene 0.44
Pyrene 0.36
SB-33
Analyte 0.6-1.6
Anthracene 0.045 J
Benz(a)anthracene 0.19 J
Benzo(a)pyrene 0.23 J
Benzo(b)fluoranthene 0.27 J
Benzo(g,h,i)perylene 0.18 J
Benzo(k)fluoranthene 0.16 J
Chrysene 0.23 J
Fluoranthene 0.4
Indeno(1,2,3-cd)pyrene 0.17 J
Phenanthrene 0.21 J
Pyrene 0.45
SB-23
Analyte 4-6
Benz(a)anthracene 0.13 J
Benzo(a)pyrene 0.1 J
Benzo(b)fluoranthene 0.083 J
Benzo(g,h,i)perylene 0.063 J
Benzo(k)fluoranthene 0.054 J
Chrysene 0.16 J
Fluoranthene 0.21 J
Indeno(1,2,3-cd)pyrene 0.063 J
Phenanthrene 0.11 J
Pyrene 0.2 J
SB-28
Analyte 4-8
4,4'-DDD 0.011
SB-29
Analyte 0-10.4
Aroclor-1254 0.077
Polychlorinated biphenyls 0.077
SB-30
Analyte 8-10.7
Aroclor-1254 0.043
Polychlorinated biphenyls 0.043
SB-22
Analyte 2-3.2
Benz(a)anthracene 0.12 J
Benzo(a)pyrene 0.12 J
Benzo(b)fluoranthene 0.2 J
Benzo(g,h,i)perylene 0.11 J
Benzo(k)fluoranthene 0.088 J
Chrysene 0.14 J
Fluoranthene 0.3 J
Indeno(1,2,3-cd)pyrene 0.1 J
Phenanthrene 0.24 J
SB-63
Analyte 3-6.3
Acenaphthene 0.047 J
Anthracene 0.18 J
Benz(a)anthracene 0.4
Benzo(a)pyrene 0.28 J
Benzo(b)fluoranthene 0.45
Benzo(g,h,i)perylene 0.21 J
Benzo(k)fluoranthene 0.27 J
Chrysene 0.41
Dibenz(a,h)anthracene 0.064 J
Fluoranthene 1
Fluorene 0.073 J
Indeno(1,2,3-cd)pyrene 0.19 J
Phenanthrene 0.74
Naphthalene 0.046 J
SB-97
Analyte 3-4.1
Benz(a)anthracene 0.15 J
Benzo(a)pyrene 0.19 J
Benzo(b)fluoranthene 0.29 J
Benzo(g,h,i)perylene 0.11 J
Benzo(k)fluoranthene 0.098 J
Chrysene 0.18 J
Indeno(1,2,3-cd)pyrene 0.1 J
Pyrene 0.26 J
SB-78
Analyte 6.5-7 7.2-8
Benz(a)anthracene 0.087 J
Chrysene 0.18 J
Phenanthrene 0.035 J 0.068 J
Pyrene 0.076 J
SB-82
0.2-4
No Detections
SB-77
Analyte 0-4
Acenaphthene 0.077 J
Acenaphthylene 0.061 J
Anthracene 0.25 J
Benz(a)anthracene 1.8
Benzo(a)pyrene 1.7
Benzo(b)fluoranthene 2.5
Benzo(g,h,i)perylene 1.4
Benzo(k)fluoranthene 0.63
Chrysene 2.1
Dibenz(a,h)anthracene 0.6 J
Fluoranthene 3.3
Fluorene 0.097 J
Indeno(1,2,3-cd)pyrene 1.4
Phenanthrene 0.87
Pyrene 2.8
Naphthalene 0.15 J
SB-6
Analyte 0-2" 2-24"
4,4'-DDT 0.0042 J
Acenaphthylene 0.057 J
Anthracene 0.087 J
Benz(a)anthracene 0.31 J 0.046 J
Benzo(a)pyrene 0.36 J 0.054 J
Benzo(b)fluoranthene 0.45 0.073 J
Benzo(g,h,i)perylene 0.26 J 0.043 J
Benzo(k)fluoranthene 0.32 J
Chrysene 0.32 J 0.046 J
Dibenz(a,h)anthracene 0.052 J
Fluoranthene 0.61 0.085 J
Indeno(1,2,3-cd)pyrene 0.25 J 0.041 J
Phenanthrene 0.28 J
Pyrene 0.5 0.071 J
SB-90
Analyte 0-0
Acenaphthene 0.092 J
Anthracene 0.3 J
Benz(a)anthracene 0.53
Benzo(a)pyrene 0.43
Benzo(b)fluoranthene 0.56
Benzo(g,h,i)perylene 0.28 J
Benzo(k)fluoranthene 0.28 J
Chrysene 0.54
Dibenz(a,h)anthracene 0.065 J
Fluoranthene 1.3
Fluorene 0.08 J
Indeno(1,2,3-cd)pyrene 0.27 J
Phenanthrene 1.3
Pyrene 1.2
SB-89
Analyte 0-0
Aroclor-1254 0.16
Polychlorinated biphenyls 0.16
SB-80
0-2.5
No Detections
SB-79
0-3.3
No Detections
SB-36
2-3.8
No Detections
SG-2
4-7.9
No Detections
SB-75
6.5-7.8
No Detections
SB-76
7-8
No Detections
SB-74
No Detections
SB-81
Analyte 4-7.9
Fluoranthene 0.065 J
Pyrene 0.049 J
SB-5
0-2
No Detections
SB-69
6-8
No Detections
SB-68
9.5-10.8
No Detections
SB-67
8-12
No Detections
SB-70
8-11.5
No Detections
SB-64
6.5-8
No Detections
SB-61
6.3-8
No Detections
SB-62
6.2-7.8
No Detections
SB-60
2.5-4
No Detections
SB-66
4.5-2
No Detections
SB-65
4-5.5
No Detections
SB-8A
0-2
Fluoranthene 0.043 J
Pyrene 0.038 J
SB-58
4-7.3
No Detections
SB-59
0.4-4
Fluoranthene 0.036 J
SB-65D
Analyte 4-5.5
Acenaphthene 0.88 J
Acenaphthylene 0.35 J
Anthracene 0.32 J
Benz(a)anthracene 0.19 J
Benzo(a)pyrene 0.42 J
Benzo(b)fluoranthene 4.9
Benzo(g,h,i)perylene 0.6
Benzo(k)fluoranthene 0.53
Chrysene 2.4
Dibenz(a,h)anthracene 0.4
Fluoranthene 3.0
Fluorene 2.7
Indeno(1,2,3-cd)pyrene 2.6
Phenanthrene 0.64
Pyrene 1.8
Naphthalene 1.0
SB-96
Analyte 4-4.5
Benz(a)anthracene 0.054 J
Benzo(a)pyrene 0.053 J
Benzo(b)fluoranthene 0.076 J
Benzo(g,h,i)perylene 0.048 J
Chrysene 0.058 J
Fluoranthene 0.11 J
Phenanthrene 0.063 J
Pyrene 0.1 J
SB-57
Analyte 0.4-1
Anthracene 0.069 J
Benz(a)anthracene 0.18 J
Benzo(a)pyrene 0.15 J
Benzo(b)fluoranthene 0.22 J
Benzo(g,h,i)perylene 0.098 J
Benzo(k)fluoranthene 0.096 J
Chrysene 0.21 J
Fluoranthene 0.43
Indeno(1,2,3-cd)pyrene 0.094 J
Phenanthrene 0.42
Pyrene 0.3 J
SG-1
No Detections
SB-73
Analyte 0.4-4
Anthracene 0.048 J
Benzo(a)pyrene 0.061 J
Benzo(b)fluoranthene 0.075 J
Benzo(g,h,i)perylene 0.051 J
Chrysene 0.053 J
Fluoranthene 0.079 J
Indeno(1,2,3-cd)pyrene 0.043 J
Pyrene 0.074 J
SB-72
9-11
No Detections
SB-1
SB-2
SB-3
SB-4
SB-9
SB-11
SB-12
SB-13
SB-14
SB-15
SB-16
SB-17
SB-18
SB-19
SB-20
SB-21
SB-24
SB-25
SB-26
SB-27
SB-31
SB-33
SB-34
SB-35
SB-36
SB-39
SB-42
SB-43
SB-44
SB-45
SB-46
SB-47
SB-48
SB-49
SB-50
SB-51
SB-52
SB-53
SB-54
SB-55
SB-56
SB-57
SB-58
SB-59
SB-60
SB-61
SB-62
SB-63
SB-64
SB-65
SB-66
SB-67
SB-68
SB-69
SB-70
SB-71
SB-72
SB-73
SB-74
SB-75
SB-76
SB-77
SB-78
SB-79
SB-80
SB-81
SB-82
SB-89
SB-90
SB-91
SB-92
SB-93
SB-94
SB-95
SB-96
SB-97
SB-98
SB-99
SB-100
SB-101
SB-102
SB-103
SB-104
SB-105
SB-106
SB-107
SB-108
SB-109
SB-110
SB-111
SB-112
SB-113
SB-114
SB-115
SB-116
SB-117
SB-118
SB-119
SB-120
SB-121
SB-122
SB-123
SB-124
SB-125
SB-126
MW-1
MW-2
MW-3
MW-4
MW-5
MW-6
MW-7/SB-106A
MW-8/SB-124
MW-9
MW-10
MW-11
MW-12
SV-1 & AMB-1
SV-2 & AMB-2
SV-3 & AMB-3
SV-4 & AMB-4
SV-5 & AMB-5
SV-6 & AMB-6
SV-7 & AMB-7
SV-8 & AMB-8
SV-9 & AMB-9
SV-10 & AMB-10
SV-11 & AMB-11
SV-12 & AMB-12
SV-13 & AMB-13

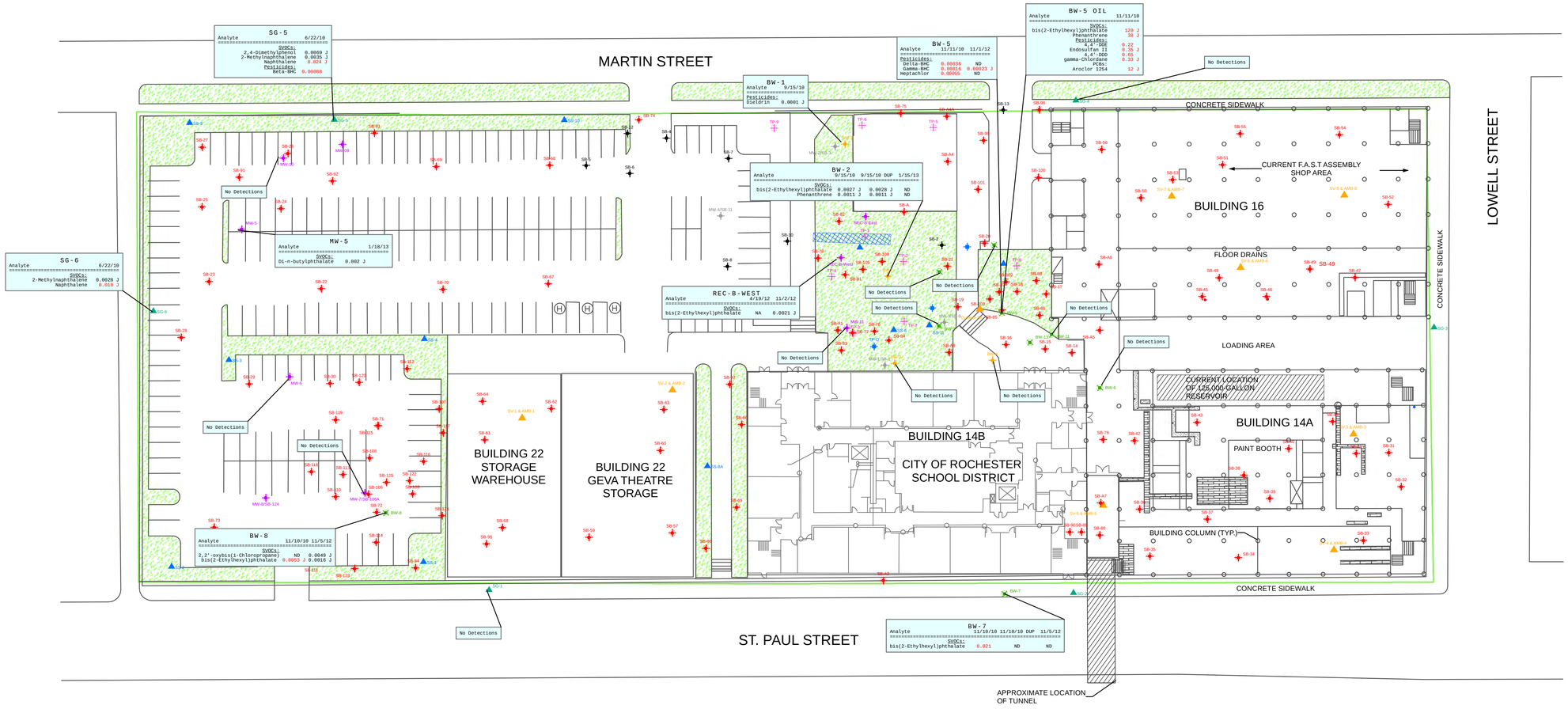

LEGEND

- COMPLETED BCP SEDIMENT SAMPLE
- COMPLETED BCP SOIL BORING
- COMPLETED BCP OVERBURDEN WELLS
- COMPLETED BCP BEDROCK WELLS
- COMPLETED BCP TEST PITS
- COMPLETED BCP SOIL GAS SAMPLE
- COMPLETED BCP SOIL VAPOR SAMPLE
- COMPLETED BCP SURFACE SOIL SAMPLE
- COMPLETED PRE-BCP OVERBURDEN WELL
- COMPLETED PRE-BCP SOIL BORING
- COMPLETED PRE-BCP BEDROCK WELLS
- COMPLETED PRE-BCP PHASE II TEST PIT
- FLOOR DRAIN
- WATER FILLED PIPE IN FLOOR
- TUNNEL
- UNEXCAVATED AREA
- BCP BOUNDARY
- CONCRETE FILLED FLOOR TRENCH (POSSIBLE FORMER PIPE CHASE)
- OPEN FLOOR TRENCH (POSSIBLE PIPE CHASE)
- GRASS COVERED MEDIAN
- STAIRWAY

Note:
(1) SITE PLAN DEVELOPED FROM BERO ASSOCIATES ARCHITECTS SITE PLAN FOR 690 SAINT PAUL STREET, ROCHESTER CHARTER SCHOOL SCIENCE AND TECHNOLOGY, DATED APRIL 11, 2000.
(2) All values reported in mg/L.
(3) **Red bold** values exceed NYSDEC TOGS 1.1.1.

LABELLA Associates, D.P.C.
300 STATE STREET
ROCHESTER, NY 14614
P: (585) 454-6110
F: (585)454-3066
www.labellapc.com
COPYRIGHT 2003

DETECTED SEMI-VOLATILE ORGANIC COMPOUNDS, PESTICIDES, AND POLYCHLORINATED BIPHENYLS IN WATER SAMPLES

BROWNFIELD CLEANUP PROGRAM

690 SAINT PAUL STREET
ROCHESTER, NEW YORK

VOLUNTEER:
GENESEE VALLEY REAL ESTATE COMPANY

N W E S

0 35 Feet

1 inch = 35 feet

209280

FIGURE 26B

Path: I:\Genesee Valley Real Estate Co\209280\Drawings\ESPASE - ppm\MAP.2012.06.07.WaterSVOAsETC.mxd

TABLES

690 Saint Paul Street
NYSDEC Brownfield Cleanup Program Remedial Investigation
NYSDEC BCP ID No. C828159

Table 1 – Surface Soil

Table 1a

Remedial Investigation Report
690 St. Paul Street, Rochester, New York
NYSDEC Brownfield Cleanup Program ID No. C828159
Summary of Detected Volatile Organic Compounds (VOCs) in Surface Soil

Sample ID (Depth)	Surface Soil Samples																									QC Samples					NYCRR Subpart 375-6 Remedial Program Soil Cleanup Objectives for the Protection of Groundwater (ppm)	NYCRR Subpart 375-6 Remedial Program Soil Cleanup Objectives for the Protection of Public Health: Unrestricted Use (ppm)	NYCRR Subpart 375-6 Remedial Program Soil Cleanup Objectives for the Protection of Public Health: Restricted Residential Use (ppm)
	690-SS-1 (0-2")-O	690-SS-1 (2"-2')-O	690-SS-2 (0-2")-O	690-SS-2 (2"-2')-O	690-SS-3 (0-2")-O	690-SS-3 (2"-2')-O	690-SS-3 (2"-2')-D	690-SS-4 (0-2")-O	690-SS-4 (2"-2')-O	690-SS-5 (0-2")-O	690-SS-5 (0-2")-D	690-SS-5 (2"-2')-O	690-SS-6 (0-2")-O	690-SS-6 (2"-2')-O	690-SS-7 (0-2")-O	690-SS-7 (0-2")-D	690-SS-7 (2"-2')-O	690-SS-8 (0-2")-O	690-SS-8 (2"-2')-O	690-SS-9 (0-2")-O	690-SS-9 (2"-2')-O	690-SS-10 (0-2")-O	690-SS-10 (2"-2')-O	690-SS-8A (0-2")-O	690-SS-8A (2"-2')-O	690-FB-O	690-FB1-O	690-FB2-O	690-TB1-O	690-TB2-O			
Area of Concern	AOC #8	AOC #8	AOC #6A	AOC #6A	AOC #3	AOC #3	AOC #3	AOC #6	AOC #6	AOC #2	AOC #2	AOC #2	AOC #6D	AOC #6D	AOC #1	AOC #1	AOC #1	AOC #6	AOC #6	AOC #6	AOC #6	AOC #6	AOC #6	AOC #6	AOC #6	NA	NA	NA	NA	NA			
Sample Collection Date	12/28/09	12/28/09	12/28/09	12/28/09	12/28/09	12/28/09	12/28/09	12/28/09	12/28/09	12/28/09	12/28/09	12/28/09	12/28/09	12/28/09	12/22/09	12/22/09	12/22/09	12/28/09	12/28/09	12/28/09	12/28/09	12/28/09	12/28/09	10/5/10	10/5/10	12/22/09	12/28/09	12/28/09	12/28/09	12/28/09			
Units	mg/Kg	mg/Kg	mg/Kg	mg/Kg	mg/Kg	mg/Kg	mg/Kg	mg/Kg	mg/Kg	mg/Kg	mg/Kg	mg/Kg	mg/Kg	mg/Kg	mg/Kg	mg/Kg	mg/Kg	mg/Kg	mg/Kg	mg/Kg	mg/Kg	mg/Kg	mg/Kg	mg/Kg	mg/Kg	mg/Kg	mg/L	mg/L	mg/L	mg/L	mg/L			
Constituent																																
Methylene chloride	0.0024 BJ	ND<0.0054	0.0028 BJ	0.0016 BJ	0.0016 BJ	ND<0.0056	ND<0.0059	0.0019 BJ	ND<0.0050	0.0013 BJ	ND<0.0055	0.0020 BJ	0.0022 BJ	ND<0.0055	ND<0.0059	ND<0.0061	ND<0.0060	ND<0.0057	ND<0.0058	ND<0.0054	0.0012 BJ	0.0011 BJ	ND<0.0059	0.0019 J	0.0023 J	ND<0.0050	ND<0.0050	ND<0.0050	ND<0.0050	ND<0.0050	0.050	0.050	100
Trichloroethene	ND<0.0055	ND<0.0054	ND<0.0056	ND<0.0042	ND<0.0053	ND<0.0056	ND<0.0059	ND<0.0056	ND<0.0050	ND<0.0048	ND<0.0055	ND<0.0048	ND<0.0050	ND<0.0055	ND<0.0059	ND<0.0061	ND<0.0060	ND<0.0057	ND<0.0058	ND<0.0054	ND<0.0053	ND<0.0051	ND<0.0059	0.0022 J	0.0039 J	ND<0.0050	ND<0.0050	ND<0.0050	ND<0.0050	ND<0.0050	0.470	0.470	21
Naphthalene	ND<0.0055	ND<0.0054	ND<0.0056	ND<0.0042	ND<0.0053	0.0052 BJ	ND<0.0059	ND<0.0056	ND<0.0050	ND<0.0048	ND<0.0055	ND<0.0048	ND<0.0050	ND<0.0055	ND<0.0059	ND<0.0061	ND<0.0060	ND<0.0057	ND<0.0058	0.0026 BJ	ND<0.0053	ND<0.0051	ND<0.0059	ND<0.0055	ND<0.0062	ND<0.0050	ND<0.0050	ND<0.0050	ND<0.0050	ND<0.0050	NA	0.012	100
Total VOCs	0.0024	None Detected	0.0028	0.0016	0.0016	0.0052	None Detected	0.0019	None Detected	0.0013	None Detected	0.0020	0.0022	None Detected	None Detected	None Detected	None Detected	None Detected	None Detected	0.0026	0.0012	0.0011	None Detected	0.0041	0.0062	None Detected	None Detected	None Detected	None Detected	None Detected			
Total VOC TICs	None Detected	None Detected	None Detected	None Detected	None Detected	None Detected	None Detected	None Detected	None Detected	None Detected	None Detected	None Detected	None Detected	None Detected	None Detected	None Detected	None Detected	None Detected	None Detected	None Detected	None Detected	None Detected	None Detected	None Detected	None Detected	None Detected	None Detected	None Detected	None Detected	None Detected	*Not Applicable*	*Not Applicable*	*Not Applicable*
Total VOCs & VOC TICs	0.0024	None Detected	0.0028	0.0016	0.0016	0.0052	None Detected	0.0019	None Detected	0.0013	None Detected	0.0020	0.0022	None Detected	None Detected	None Detected	None Detected	None Detected	None Detected	0.0026	0.0012	0.0011	None Detected	0.0041	0.0062	None Detected	None Detected	None Detected	None Detected	None Detected			

Notes:
VOC analysis by United States Environmental Protection Agency (USEPA) Method SW846 8260B.
ND indicates that the compound was analyzed for, but not detected at of above the Contract Required Quantitation Limit (CRQL), or the compound was not detected due to qualification through the method or field blank.
J = Estimated value – The analyte was positively identified; but the associated numerical value is the approximate concentration of the analyte in the sample.
B = Denotes that the analyte was detected in the associated blank, as well as in the sample.
NA = Not Applicable or Not Available
PPB = Parts per Billion
Indicates sample is a DUPLICATE sample.

Table 1b

Remedial Investigation Report
690 St. Paul Street, Rochester, New York
NYSDEC Brownfield Cleanup Program ID No. C828159
Summary of Detected Semivolatile Organic Compounds (SVOCs) in Surface Soil

Sample ID (Depth)	Surface Soil Samples																										QC Samples			NYCRR Subpart 375-6 Remedial Program Soil Cleanup Objectives for the Protection of Groundwater (ppm)	NYCRR Subpart 375-6 Remedial Program Soil Cleanup Objectives for the Protection of Public Health: Unrestricted Use (ppm)	NYCRR Subpart 375-6 Remedial Program Soil Cleanup Objectives for the Protection of Public Health: Restricted Residential Use (ppb)
	690-SS-1 (0-2")-O	690-SS-1 (2"-2')-O	690-SS-2 (0-2')-O	690-SS-2 (2"-2')-O	690-SS-3 (0-2")-O	690-SS-3 (2"-2')-O	690-SS-3 (2"-2')-D	690-SS-4 (0-2")-O	690-SS-4 (2"-2')-O	690-SS-5 (0-2")-O	690-SS-5 (0-2")-D	690-SS-5 (2"-2')-O	690-SS-6 (0-2")-O	690-SS-6 (2"-2')-O	690-SS-7 (0-2")-O	690-SS-7 (0-2')-D	690-SS-7 (2"-2')-O	690-SS-8 (0-2")-O	690-SS-8 (2"-2')-O	690-SS-9 (0-2")-O	690-SS-9 (2"-2')-O	690-SS-10 (0-2")-O	690-SS-10 (2"-2')-O	690-SS-8A (0-2")-O	690-SS-8A (2"-2')-O	690-SS-11 (0-2')	690-SS-11 D (0-2')	690-FB1-O	690-FB1-O	690-FB2-O			
Area of Concern	AOC #8	AOC #8	AOC #6A	AOC #6A	AOC #3	AOC #3	AOC #3	AOC #6	AOC #6	AOC #2	AOC #2	AOC #2	AOC #6D	AOC #6D	AOC #1	AOC #1	AOC #1	AOC #6	AOC #6	AOC #6	AOC #6	AOC #6	AOC #6	AOC #6	AOC #6	AOC #6	AOC #6D	AOC #6D	NA	NA	NA			
Sample Collection Date	12/28/09	12/28/09	12/28/09	12/28/09	12/28/09	12/28/09	12/28/09	12/28/09	12/28/09	12/28/09	12/28/09	12/28/09	12/28/09	12/28/09	12/28/09	12/22/09	12/22/09	12/28/09	12/28/09	12/28/09	12/28/09	12/28/09	12/28/09	12/28/09	10/5/10	10/5/10	6/19/13	6/19/13	12/22/09	12/28/09	12/28/09			
Units	mg/Kg	mg/Kg	mg/Kg	mg/Kg	mg/Kg	mg/Kg	mg/Kg	mg/Kg	mg/Kg	mg/Kg	mg/Kg	mg/Kg	mg/Kg	mg/Kg	mg/Kg	mg/Kg	mg/Kg	mg/Kg	mg/Kg	mg/Kg	mg/Kg	mg/Kg	mg/Kg	mg/Kg	mg/Kg	mg/Kg	mg/Kg	mg/Kg	mg/L	mg/L	mg/L			
Constituent																																		
Naphthalene	ND<0.400	ND<0.380	0.250 J	ND<0.360	ND<0.410	ND<0.370	ND<0.400	ND<0.390	0.072 J	ND<0.380	ND<0.390	ND<0.390	ND<0.370	ND<0.370	ND<0.380	ND<0.380	ND<0.400	ND<0.370	ND<0.360	ND<0.390	ND<0.380	ND<0.370	ND<0.370	ND<0.370	ND<0.420	ND<0.350	ND<0.350	ND<0.010	ND<0.010	ND<0.010	12	12	100
2-Methylnaphthalene	ND<0.400	ND<0.380	0.120 J	0.039 J	ND<0.410	ND<0.370	ND<0.400	ND<0.390	0.060 J	ND<0.380	ND<0.390	ND<0.390	ND<0.370	ND<0.370	ND<0.380	ND<0.380	ND<0.400	ND<0.370	ND<0.360	ND<0.390	ND<0.380	0.040 J	ND<0.370	ND<0.370	ND<0.420	ND<0.350	ND<0.350	ND<0.010	ND<0.010	ND<0.010	36	NL	NL
Acenaphthylene	ND<0.400	ND<0.380	0.087 J	0.037 J	ND<0.410	0.045 J	0.044 J	0.046 J	0.440	0.110 J	0.130 J	ND<0.390	0.057 J	ND<0.370	ND<0.380	ND<0.380	ND<0.400	ND<0.370	ND<0.360	ND<0.390	ND<0.380	0.130 J	0.140 J	ND<0.370	ND<0.420	ND<0.350	ND<0.350	ND<0.010	ND<0.010	ND<0.010	107	100	100
Acenaphthene	ND<0.400	ND<0.380	1.000	ND<0.360	ND<0.410	ND<0.370	ND<0.400	ND<0.390	ND<0.350	ND<0.380	ND<0.390	ND<0.390	ND<0.370	ND<0.370	ND<0.380	ND<0.380	ND<0.400	ND<0.370	ND<0.360	ND<0.390	ND<0.380	ND<0.370	ND<0.370	ND<0.370	ND<0.420	ND<0.350	ND<0.350	ND<0.010	ND<0.010	ND<0.010	98	20	100
Dibenzofuran	ND<0.400	ND<0.380	0.680	ND<0.360	ND<0.410	ND<0.370	ND<0.400	ND<0.390	ND<0.350	ND<0.380	ND<0.390	ND<0.390	ND<0.370	ND<0.370	ND<0.380	ND<0.380	ND<0.400	ND<0.370	ND<0.360	ND<0.390	ND<0.380	ND<0.370	ND<0.370	ND<0.370	ND<0.420	ND<0.350	ND<0.350	ND<0.010	ND<0.010	ND<0.010	210	7	14
Fluorene	ND<0.400	ND<0.380	1.200	ND<0.360	ND<0.410	ND<0.370	ND<0.400	ND<0.390	ND<0.350	0.040 J	ND<0.390	ND<0.390	ND<0.370	ND<0.370	ND<0.380	ND<0.380	ND<0.400	ND<0.370	ND<0.360	ND<0.390	ND<0.380	ND<0.370	ND<0.370	ND<0.370	ND<0.420	ND<0.350	ND<0.350	ND<0.010	ND<0.010	ND<0.010	386	30	100
Phenanthrene	ND<0.400	0.230 J	5.500	0.220 J	0.067 J	0.300 J	0.390 J	0.230 J	0.190 J	0.390	0.380 J	0.050 J	0.280 J	ND<0.370	0.048 J	0.210 J	ND<0.400	ND<0.370	ND<0.360	ND<0.390	ND<0.380	0.120 J	0.097 J	ND<0.370	0.070 J	ND<0.350	ND<0.350	ND<0.010	ND<0.010	ND<0.010	1,000	100	100
Anthracene	ND<0.400	0.072 J	1.600	0.048 J	ND<0.410	0.087 J	0.070 J	0.075 J	0.230 J	0.120 J	0.140 J	ND<0.390	0.087 J	ND<0.370	ND<0.380	0.058 J	ND<0.400	ND<0.370	ND<0.360	ND<0.390	ND<0.380	0.063 J	0.072 J	ND<0.370	ND<0.420	ND<0.350	ND<0.350	ND<0.010	ND<0.010	ND<0.010	1,000	100	100
Carbazole	ND<0.400	ND<0.380	1.300	ND<0.360	ND<0.410	ND<0.370	ND<0.400	ND<0.390	0.042 J	0.049 J	0.040 J	ND<0.390	ND<0.370	ND<0.370	ND<0.380	ND<0.380	ND<0.400	ND<0.370	ND<0.360	ND<0.390	ND<0.380	ND<0.370	ND<0.370	ND<0.370	ND<0.420	ND<0.350	ND<0.350	ND<0.010	ND<0.010	ND<0.010	NL	NL	NL
Di-n-butylphthalate	0.120 J	0.160 J	0.120 J	0.110 J	0.110 J	0.130 J	0.140 J	0.130 J	0.150 J	0.110 J	0.170 J	0.110 J	0.100 J	0.097 J	0.110 J	0.079 J	0.100 J	0.082 J	0.130 J	0.130 J	0.077 J	0.150 J	0.170 J	ND<0.370	ND<0.420	ND<0.350	ND<0.350	ND<0.010	ND<0.010	ND<0.010	8	NL	NL
Fluoranthene	0.098 J	0.420	5.900	0.440	0.180 J	0.550	0.580	0.530	0.460	0.920	0.860	0.140 J	0.610	0.085 J	0.087 J	0.620	ND<0.400	0.063 J	0.053 J	ND<0.390	ND<0.380	0.240 J	0.220 J	0.043 J	0.310 J	0.140 J	0.100 J	ND<0.010	ND<0.010	ND<0.010	1,000	100	100
Pyrene	0.071 J	0.350 J	4.500	0.340 J	0.140 J	0.460	0.490	0.430	0.530	0.690	0.690	0.110 J	0.500	0.071 J	0.150 J	0.910	ND<0.400	0.058 J	0.051 J	ND<0.390	ND<0.380	0.230 J	0.200 J	0.038 J	0.270 J	0.130 J	0.100 J	ND<0.010	ND<0.010	ND<0.010	1,000	100	100
Butylbenzylphthalate	ND<0.400	ND<0.380	ND<0.400	ND<0.360	ND<0.410	1.300	ND<0.400	ND<0.390	ND<0.350	ND<0.380	ND<0.390	ND<0.390	ND<0.370	ND<0.370	ND<0.380	ND<0.380	ND<0.400	ND<0.370	ND<0.360	ND<0.390	ND<0.380	ND<0.370	0.050 J	ND<0.370	ND<0.420	ND<0.350	ND<0.350	ND<0.010	ND<0.010	ND<0.010	122	NL	NL
Benzo(a)anthracene	ND<0.400	0.250 J	***3.000***	0.220 J	0.079 J	0.280 J	0.260 J	0.260 J	0.360	0.400	0.430	0.069 J	0.310 J	0.046 J	0.080 J	0.350 J	ND<0.400	ND<0.370	ND<0.360	ND<0.390	ND<0.380	0.140 J	0.110 J	ND<0.370	0.210 J	0.096 J	0.085 J	ND<0.010	ND<0.010	ND<0.010	1	1	1
Chrysene	0.045 J	0.260 J	***2.800***	0.230 J	0.094 J	0.280 J	0.280 J	0.280 J	0.390	0.460	0.440	0.078 J	0.320 J	0.046 J	0.073 J	0.370 J	ND<0.400	0.038 J	ND<0.360	ND<0.390	ND<0.380	0.170 J	0.130 J	ND<0.370	0.200 J	0.098 J	0.073 J	ND<0.010	ND<0.010	ND<0.010	1	1	4
Bis(2-ethylhexyl)phthalate	ND<0.400	ND<0.380	0.130 J	ND<0.360	ND<0.410	ND<0.370	ND<0.400	ND<0.390	ND<0.350	ND<0.380	ND<0.390	ND<0.390	ND<0.370	ND<0.370	0.180 J	0.160 J	ND<0.400	ND<0.370	ND<0.360	ND<0.390	ND<0.380	ND<0.370	ND<0.370	ND<0.370	ND<0.420	ND<0.350	ND<0.350	ND<0.010	ND<0.010	ND<0.010	NL	NL	435
Benzo(b)fluoranthene	0.067 J	0.460	***3.300***	0.370	0.150 J	0.390	0.320 J	0.440	0.690	0.600	0.640	0.110 J	0.450	0.073 J	0.082 J	0.340 J	ND<0.400	0.054 J	ND<0.360	ND<0.390	ND<0.380	0.250 J	0.250 J	ND<0.370	0.390 J	0.120 J	0.099 J	ND<0.010	ND<0.010	ND<0.010	2	1	1
Benzo(k)fluoranthene	ND<0.400	0.180 J	**1.200**	0.150 J	0.051 J	0.170 J	0.170 J	0.190 J	0.250 J	0.300 J	0.230 J	0.054 J	0.170 J	ND<0.370	0.052 J	0.240 J	ND<0.400	ND<0.370	ND<0.360	ND<0.390	ND<0.380	0.098 J	0.091 J	ND<0.370	0.140 J	ND<0.350	ND<0.350	ND<0.010	ND<0.010	ND<0.010	2	0.8	1
Benzo(a)pyrene	0.045 J	0.350 J	**2.200**	0.270 J	0.091 J	0.290 J	0.250 J	0.320 J	0.490	0.440	0.440	0.079 J	0.360 J	0.054 J	0.062 J	0.260 J	ND<0.400	0.043 J	ND<0.360	ND<0.390	ND<0.380	0.170 J	0.180 J	ND<0.370	0.250 J	ND<0.350	ND<0.350	ND<0.010	ND<0.010	ND<0.010	22	1	1
Indeno(1,2,3-cd)pyrene	ND<0.400	0.280 J	**1.600**	0.200 J	0.069 J	0.230 J	0.180 J	0.220 J	0.470	0.310 J	0.350 J	0.060 J	0.250 J	0.041 J	ND<0.380	0.110 J	ND<0.400	ND<0.370	ND<0.360	ND<0.390	ND<0.380	0.180 J	0.200 J	ND<0.370	0.170 J	ND<0.350	ND<0.350	ND<0.010	ND<0.010	ND<0.010	8	0.5	0.5
Dibenzo(a,h)anthracene	ND<0.400	0.059 J	**0.350** J	0.046 J	ND<0.410	0.048 J	ND<0.400 U	0.051 J	0.140 J	0.065 J	0.072 J	ND<0.390	0.052 J	ND<0.370	ND<0.380	ND<0.380	ND<0.400	ND<0.370	ND<0.360	ND<0.390	ND<0.380	ND<0.370	0.052 J	ND<0.370	0.060 J	ND<0.350	ND<0.350	ND<0.010	ND<0.010	ND<0.010	1,000	0.33	0.33
Benzo(g,h,i)perylene	ND<0.400	0.310 J	1.600	0.210 J	0.078 J	0.250 J	0.190 J	0.250 J	0.640	0.300 J	0.350 J	0.057 J	0.260 J	0.043 J	ND<0.380	ND<0.380	ND<0.400	ND<0.370	ND<0.360	ND<0.390	ND<0.380	0.260 J	0.410 J	ND<0.370	0.210 J	ND<0.350	ND<0.350	ND<0.010	ND<0.010	ND<0.010	1,000	100	100
Total SVOCs	0.446	3.381	38.437	2.930	1.109	4.810	3.364	3.452	5.604	5.304	5.362	0.917	3.806	0.556	0.924	3.707	0.100	0.338	0.234	0.130	0.077	2.241	2.372	0.081	2.280	0.584	0.457	None Detected	None Detected	None Detected			
Total SVOC TICs	3.860	3.880	11.620	5.960	5.470	4.390	5.530	4.330	3.160	4.320	6.510	3.940	4.340	2.990	None Detected	None Detected	None Detected	3.490	3.440	0.960	0.890	4.120	3.260	None Detected	1.920 N,J	None Detected	None Detected	None Detected	8.0	8.0	*Not Applicable*	*Not Applicable*	*Not Applicable*
Total SVOCs & SVOC TICs	4.306	7.261	50.057	8.890	6.579	9.200	8.894	7.782	8.764	9.624	11.872	4.857	8.146	3.546	0.924	3.707	0.100	3.828	3.674	1.090	0.967	6.361	5.632	0.081	4.200	0.584	0.457	None Detected	8.0	8.0			

Notes:
SVOC analysis by United States Environmental Protection Agency (USEPA) Method SW846 8270.
ND indicates that the compound was analyzed for, but not detected at of above the Contract Required Quantitation Limit (CRQL), or the compound was not detected due to qualification through the method or field blank.
J = Estimated value – The analyte was positively identified; but the associated numerical value is the approximate concentration of the analyte in the sample.
NA = Not Applicable or Not Available
PPB = Parts per Billion
Italicized values indicate exceedance of the NYSCRR Subpart 375-6 Remedial Program Soil Cleanup Objectives for the Protection of Groundwater.
Highlighted values indicate exceedance of the NYCRR Subpart 375-6 Remedial Program Soil Cleanup Objectives for the Protection of Public Health: Unrestricted Use.
Bold values indicate exceedance of the NYCRR Subpart 375-6 Remedial Program Soil Cleanup Objectives for the Protection of Public Health: Restricted Residential Use.
Indicates sample is a DUPLICATE sample.

Table 1c

Remedial Investigation Report
690 St. Paul Street, Rochester, New York
NYSDEC Brownfield Cleanup Program ID No. C828159
Summary of Detected Metals in Surface Soil

Sample ID (Depth)	Surface Soil Samples																													QC Samples			NYCRR Subpart 375-6 Remedial Program Soil Cleanup Objectives for the Protection of Groundwater (ppm)	NYCRR Subpart 375-6 Remedial Program Soil Cleanup Objectives for the Protection of Public Health: Unrestricted Use (ppm)	NYCRR Subpart 375-6 Remedial Program Soil Cleanup Objectives for the Protection of Public Health: Restricted Residential Use (ppm)
	690-SS-1 (0-2")-O	690-SS-1 (2"-2')-O	690-SS-2 (0-2")-O	690-SS-2 (2"-2')-O	690-SS-3 (0-2")-O	690-SS-3 (2"-2')-O	690-SS-3 (2"-2')-D	690-SS-4 (0-2")-O	690-SS-4 (2"-2')-O	690-SS-5 (0-2")-O	690-SS-5 (0-2")-D	690-SS-5 (2"-2')-O	690-SS-6 (0-2")-O	690-SS-6 (2"-2')-O	690-SS-7 (0-2")-O	690-SS-7 (0-2")-D	690-SS-7 (2"-2')-O	690-SS-8 (0-2")-O	690-SS-8 (2"-2')-O	690-SS-9 (0-2")-O	690-SS-9 (2"-2')-O	690-SS-10 (0-2")-O	690-SS-10 (2"-2')-O	690-SS-8A (0-2")-O	690-SS-8A (2"-2')-O	690-FB1-O	690-FB1-O	690-FB2-O			
Area of Concern	**AOC #8**	**AOC #8**	**AOC #6A**	**AOC #6A**	**AOC #3**	**AOC #3**	**AOC #3**	**AOC #6**	**AOC #6**	**AOC #2**	**AOC #2**	**AOC #2**	**AOC #6D**	**AOC #6D**	**AOC #1**	**AOC #1**	**AOC #1**	**AOC #6**	**AOC #6**	**AOC #6**	**AOC #6**	**AOC #6**	**AOC #6**	**AOC #6**	**AOC #6**	**NA**	**NA**	**NA**			
Sample Collection Date	**12/28/09**	**12/28/09**	**12/28/09**	**12/28/09**	**12/28/09**	**12/28/09**	**12/28/09**	**12/28/09**	**12/28/09**	**12/28/09**	**12/28/09**	**12/28/09**	**12/28/09**	**12/28/09**	**12/22/09**	**12/22/09**	**12/22/09**	**12/28/09**	**12/28/09**	**12/28/09**	**12/28/09**	**12/28/09**	**12/28/09**	**12/28/09**	**10/5/10**	**10/5/10**	**12/22/09**	**12/28/09**	**12/28/09**			
Units	**mg/Kg**	**mg/Kg**	**mg/Kg**	**mg/Kg**	**mg/Kg**	**mg/Kg**	**mg/Kg**	**mg/Kg**	**mg/Kg**	**mg/Kg**	**mg/Kg**	**mg/Kg**	**mg/Kg**	**mg/Kg**	**mg/Kg**	**mg/Kg**	**mg/Kg**	**mg/Kg**	**mg/Kg**	**mg/Kg**	**mg/Kg**	**mg/Kg**	**mg/Kg**	**mg/Kg**	**mg/Kg**	**ug/L**	**ug/L**	**ug/L**			
Constituent																																		
Aluminum	9,740 E	8,920 E	7,290 E	4,460 E	8,000 E	4,630 E	8,390 E	7,010 E	3,290 E	7,280 E	7,200 E	9,700 E	4,940 E	3,160 E	4,720 E	4,390 J	7,270 E	3,620 E	3,110 E	3,350 E	3,730 E	6,960 E	4,550 E	3,650	6,860	94.3	ND<12.0	ND<12.0	Not Listed					
Antimony	0.35	0.20	ND<0.13	ND<0.12	ND<0.20	ND<0.15	ND<0.15	ND<0.15	ND<0.14	ND<0.19	ND<0.11	ND<0.17	ND<0.17	ND<0.16	ND<0.12	ND<0.14	ND<0.16	ND<0.11	ND<0.14	ND<0.12	ND<0.12	0.33 BN	ND<0.15	ND<0.28 N	ND<0.42 N	ND<4.2	ND<4.2	ND<4.2	Not Listed					
Arsenic	3.8	8.2	3.6	6.5	4.1	7.8	3.6	3.7	5.5	7.0	3.5	3.6	3.6	1.8	3.4	2.7	3.1	2.2	2.2	1.9	2.2	8.3	6.8	2.5	3.2	ND<3.1	ND<3.1 U	ND<3.1	16	13	16			
Barium	72.7	60.1	49.3 E	39.0 E	53.5 E	66.5	51.1 E	49.2	60.3	63.4	52.2 E	63.8	46.1 E	21.1 E	44.3 E	40.3 E	62.2 E	24.3	23.5 E	21.1 E	22.7 E	78.0 E	119 E	25.2	46.7	38.3	39.6 B	ND<2.9	820	350	400			
Beryllium	0.37 B	0.43 B	0.24 B	0.24 B	0.24 J	0.29 J	0.25 E	0.24 J	0.20 J	0.27 J	0.25 E	0.33 J	0.18 J	0.085 J	0.22 BJ	0.18 J	0.25 BJ	0.12 J	0.097 J	0.095 J	0.10	0.36 B	0.27 B	0.17	0.28	0.037	0.081 B	0.066 B	47	7.2	72			
Cadmium	0.15 B	0.17 B	0.19 B	0.35 B	0.16 B	0.31	0.12 B	0.15 B	0.3	0.15 B	0.16	0.11 B	0.13 B	0.026 B	N<0.0088	ND<0.0099	ND<0.012	0.072 B	0.057 B	0.052 B	0.069 B	0.40	0.47	0.25	0.29	ND<0.50	ND<0.50	ND<0.50	7.5	2.5	4.3			
Calcium	8,170	14,600	15,000	74,500	8,410	81,800	12,000	20,700	63,200	14,700	24,700	13,100	46,900	28,000	64,100	50,000	21,300	47,800	44,200	37,400	33,100	8,040	57,900	43,500	26,400	36,000	8,620	ND<87.0	Not Listed					
Chromium	12.7 E	10.9 E	11.2 E	7.3 E	10.9 E	6.8 E	10.1 E	9.6 E	9.4 E	9.0 E	9.3 E	11.5 E	7.9 E	6.3 E	6.9 E	6.5 E	8.4 E	5.9 E	5.1 E	5.1 E	5.4 E	7.9 B	6.8 E	6.5 E	9.2 E	1.1	0.94 B	0.70 B	Not Listed	30	180			
Cobalt	5.6 E	6.1 E	4.0 E	3.5 E	4.2 E	4.0 E	3.7 E	4.2 E	3.2 E	4.6 E	4.1 E	5.2 E	3.6 E	2.6 E	2.8 E	2.7 E	4.2 E	2.8 E	2.8 E	2.8 E	3.0 E	4.8 E	7.3 E	3.1 E	4.2 E	0.67	0.91 B	ND<0.67	Not Listed					
Copper	14.1	30.0	13.8	31.2	13.0	99.9	9.4	20.9	91.3	14.1	18.6	9.0	27.2	9.2	11.9	13.4	10.5	10.8	9.7	6.5	8.3	30.1	37.2	11.9	25.0	ND<4.7	ND<4.7	ND<4.7	1,720	50	270			
Iron	21,500 E	20,300 E	15,800 E	20,600 E	13,600 E	19,400 E	15,700 E	16,500 E	9,590 E	19,100 E	15,700 E	18,300 E	10,700 E	7,930 E	9,970	8,710	15,300	7,940 E	8,120 E	8,140 E	8,820 E	24,000 E	16,500 E	9,080 E	11,300 E	108	52.7 B	ND<47.0	Not Listed					
Lead	15.2	39.6	22.5 E	136 E	18.8 E	58.2	14.4 E	22.0	65.3	22.9	21.1 E	12.4	34.5	8.4	14.3 E	14.3 E	12.5 E	12.3	12.2 E	4.3 E	5.5 E	57.1 E	59.4 E	12.0 N,E	25.0 N,E	ND<2.1	ND<2.1 U	ND<2.1	450	63	400			
Magnesium	4,040 E	6,790 E	4,900 E	31,100 E	4,410 E	20,800 E	6,870 E	7,870 E	17,400 E	6,730 E	7,820 E	5,700 E	14,000 E	6,940 E	31,400 E	18,100 E	7,870 E	10,400 E	13,300 E	10,900 E	8,220 E	3,940 E	26,200 E	12,900 E	5,250 E	10,300	1,400	ND<62.0	Not Listed					
Manganese	448 E	339 E	342 E	318 E	360 E	456 E	349 E	358 E	254 E	526 E	410 E	378 E	321 E	241 E	303 E	262 E	619 E	239 E	253 E	276 E	264 E	597 E	1550 E	250 E	276 E	3.8	ND<3.5	5.2 B	2,000	1,600	2,000			
Mercury	0.06	0.12	0.065	0.12	0.055	0.18	0.069	0.053	0.11	0.048	0.044	0.061	0.049	0.02 B	0.034	0.051	0.063	0.013 B	0.030 B	0.01 B	0.038 B	0.10	0.043	0.039	0.049	ND<0.56	ND<0.056	0.060 B	0.73	0.18	0.81			
Nickel	11.7 E	14.0 E	8.4 E	9.7 E	8.7 E	9.9 E	7.9 E	8.8 E	11.8 E	8.6 E	8.3 E	11.0 E	8.8 E	6.0 E	6.5 J	6.8 E	8.7 J	6.9 E	6.6 E	6.5 E	6.6 E	10.3 E	13.3 E	6.9 E	10.2 E	4.2	1.2 B	ND<0.64	130	30	310			
Potassium	788	805	756	798	694	744	556	743	525	591	681	780	747	468	573	692	588	585	552	474	491	433	651	548	915	1,930	544 B	ND<59.0	Not Listed					
Selenium	1.7	1.2	1.1 B	ND<0.53	2.2	ND<0.65	1.8	1.8	0.73 B	2.0	1.2	1.3 B	ND<0.75	ND<0.69	ND<0.53	ND<0.59	ND<0.70	ND<0.47	ND<0.61	0.60 B	ND<0.53 U	2.4	ND<0.65	ND<0.48	ND<0.72	ND<10.0	ND<10.0	ND<10.0	4	3.9	180			
Silver	ND<0.063	ND<0.047	ND<0.057	ND<0.054	ND<0.089	0.081 B	ND<0.066	ND<0.066	0.26 B	ND<0.082	ND<0.048	ND<0.076	ND<0.076	ND<0.070	ND<0.056	ND<0.087	ND<0.070	ND<0.048	ND<0.062	ND<0.055	ND<0.054 U	ND<0.050	ND<0.065	ND<0.048	ND<0.072	ND<2.4	ND<2.4	ND<2.4	8.3	2.0	180			
Sodium	83.0	330	87.1	260	167	455	481	90.8	163	112	111 B	445	96.0	83.2	154	130	222	85.0	110 B	85.9	86.4 B	91.0 B	107 B	81.5 E	92.7 E	17,300	953 B	ND<29.0	Not Listed					
Thallium	0.73 J	0.60 J	0.74 J	1.2 J	0.55 J	1.8 J	0.78 J	0.91 J	0.95 J	1.3 J	0.90	0.81 J	1.2	0.56 B	1.3	1.1	1.4	0.78	0.67 B	0.71	0.76	1.2	3.5	0.31	ND<0.24	ND<5.7	ND<5.7	ND<5.7	Not Listed					
Vanadium	23.3 J	16.8 J	17.2 J	12.2 J	18.5 E	13.9 E	19.1 J	17.6 E	14.0 E	19.7 E	17.6 J	20.9 E	12.8 J	10.1 J	11.9 E	11.4 J	15.5 E	10.5 J	11.1 J	10.1 J	11.0 J	17.1 J	13.7 J	10.6	21.4	0.92	ND<0.34	ND<0.34	Not Listed					
Zinc	48.5	63.4	58.9 NE	209 NE	55.5 NE	108	46.2 E	57.8	100	54.9	48.4 E	34.8	61.9	24.8	37.0 E	38.9 E	37.3 E	36.6	30.5 E	30.3 E	33.1 E	66.6 E	77.6 E	47.0	55.2	17.8	21.6 B	23.0 B	2,480	109	10,000			

Notes:
TAL Metals analysis by United States Environmental Protection Agency (USEPA) SW846 Methods 6010 (TAL Metals) and 7471 (Mercury)
E = Constituent whose concentration exceeds the calibration range of the instrument for that specific analysis.
B = Denotes that the analyte was detected in the associated blank, as well as in the sample.
N - indicates spiked sample recovery not within control limits.
J = Estimated value - The analyte was positively identified; but the associated numerical value is the approximate concentration of the analyte in the sample.
PPM = Parts per Million
Highlighted values indicate exceedance of the NYCRR Subpart 375-6 Remedial Program Soil Cleanup Objectives for the Protection of Public Health: Unrestricted Use.
Indicates sample is a DUPLICATE sample.

Table 1d

Remedial Investigation Report
690 St. Paul Street, Rochester, New York
NYSDEC Brownfield Cleanup Program ID No. C828159
Summary of Detected Pesticides in Surface Soil

Sample ID (Depth)	Surface Soil Samples																									QC Samples			NYCRR Subpart 375-6 Remedial Program Soil Cleanup Objectives for the Protection of Groundwater (ppm)	NYCRR Subpart 375-6 Remedial Program Soil Cleanup Objectives for the Protection of Public Health: Unrestricted Use (ppm)	NYCRR Subpart 375-6 Remedial Program Soil Cleanup Objectives for the Protection of Public Health: Restricted Residential Use (ppm)
	690-SS-1 (0-2")-O	690-SS-1 (2"-2')-O	690-SS-2 (0-2")-O	690-SS-2 (2"-2')-O	690-SS-3 (0-2")-O	690-SS-3 (2"-2')-O	690-SS-3 (2"-2')-D	690-SS-4 (0-2")-O	690-SS-4 (2"-2')-O	690-SS-5 (0-2")-O	690-SS-5 (0-2")-D	690-SS-5 (2"-2')-O	690-SS-6 (0-2")-O	690-SS-6 (2"-2')-O	690-SS-7 (0-2")-O	690-SS-7 (0-2")-D	690-SS-7 (2"-2')-O	690-SS-8 (0-2")-O	690-SS-8 (2"-2')-O	690-SS-9 (0-2")-O	690-SS-9 (2"-2')-O	690-SS-10 (0-2")-O	690-SS-10 (2"-2')-O	690-SS-8A (0-2")-O	690-SS-8A (2"-2')-O	690-FB1-O	690-FB1-O	690-FB2-O			
Area of Concern	AOC #8	AOC #8	AOC #6A	AOC #6A	AOC #3	AOC #3	AOC #3	AOC #6	AOC #6	AOC #2	AOC #2	AOC #2	AOC #6D	AOC #6D	AOC #1	AOC #1	AOC #1	AOC #6	AOC #6	AOC #6	AOC #6	AOC #6	AOC #6	AOC #6	AOC #6	NA	NA	NA			
Sample Collection Date	12/28/09	12/28/09	12/28/09	12/28/09	12/28/09	12/28/09	12/28/09	12/28/09	12/28/09	12/28/09	12/28/09	12/28/09	12/28/09	12/28/09	12/22/09	12/22/09	12/22/09	12/28/09	12/28/09	12/28/09	12/28/09	12/28/09	12/28/09	10/5/10	10/5/10	12/22/09	12/28/09	12/28/09			
Units	mg/Kg	mg/Kg	mg/Kg	mg/Kg	mg/Kg	mg/Kg	mg/Kg	mg/Kg	mg/Kg	mg/Kg	mg/Kg	mg/Kg	mg/Kg	mg/Kg	mg/Kg	mg/Kg	mg/Kg	mg/Kg	mg/Kg	mg/Kg	mg/Kg	mg/Kg	mg/Kg	mg/Kg	mg/Kg	ug/L	ug/L	ug/L			
Constituent																															
alpha-BHC	ND<0.0021	ND<0.0020	ND<0.0021	ND<0.0019	ND<0.0021	ND<0.0019	ND<0.0020	ND<0.0020	ND<0.0018	ND<0.0020	ND<0.0020	ND<0.0020	ND<0.0019	ND<0.0019	ND<0.0020	ND<0.0020	ND<0.0020	ND<0.0021	ND<0.0019	ND<0.0019	ND<0.0020	ND<0.0019	ND<0.0019	ND<0.0019	ND<0.0022	ND<0.05	ND<0.05	ND<0.05	0.02	0.02	0.48
beta-BHC	ND<0.0021	ND<0.0020	ND<0.0021	ND<0.0019	ND<0.0021	ND<0.0019	ND<0.0020	ND<0.0020	ND<0.0018	ND<0.0020	ND<0.0020	ND<0.0020	ND<0.0019	ND<0.0019	ND<0.0020	ND<0.0020	ND<0.0021	ND<0.0019	ND<0.0019	ND<0.0020	ND<0.0019	ND<0.0019	ND<0.0019	ND<0.0019	ND<0.0022	ND<0.05	ND<0.05	ND<0.05	0.09	0.036	0.36
delta-BHC	ND<0.0021	ND<0.0020	ND<0.0021	ND<0.0019	ND<0.0021	ND<0.0019	ND<0.0020	ND<0.0020	ND<0.0018	ND<0.0020	ND<0.0020	ND<0.0020	ND<0.0019	ND<0.0019	ND<0.0020	ND<0.0020	ND<0.0021	ND<0.0019	ND<0.0019	ND<0.0020	ND<0.0019	ND<0.0019	ND<0.0019	ND<0.0019	ND<0.0022	ND<0.05	ND<0.05	ND<0.05	0.25	0.040	100
gamma-BHC (Lindane)	ND<0.0021	ND<0.0020	ND<0.0021	ND<0.0019	ND<0.0021	ND<0.0019	ND<0.0020	ND<0.0020	ND<0.0018	ND<0.0020	ND<0.0020	ND<0.0020	ND<0.0019	ND<0.0019	ND<0.0020	ND<0.0020	ND<0.0021	ND<0.0019	ND<0.0019	ND<0.0020	ND<0.0019	ND<0.0019	ND<0.0019	ND<0.0019	ND<0.0022	ND<0.05	ND<0.05	ND<0.05	0.1	0.1	1.3
Heptachlor	ND<0.0021	ND<0.0020	ND<0.0021	ND<0.0019	ND<0.0021	ND<0.0019	ND<0.0020	ND<0.0020	ND<0.0018	ND<0.0020	ND<0.0020	ND<0.0020	ND<0.0019	ND<0.0019	ND<0.0020	ND<0.0020	ND<0.0021	ND<0.0019	ND<0.0019	ND<0.0020	ND<0.0019	ND<0.0019	ND<0.0019	ND<0.0019	ND<0.0022	ND<0.05	ND<0.05	ND<0.05	0.38	0.042	2.1
Aldrin	ND<0.0021	ND<0.0020	ND<0.0021	ND<0.0019	ND<0.0021	ND<0.0019	ND<0.0020	ND<0.0020	ND<0.0018	ND<0.0020	ND<0.0020	ND<0.0020	ND<0.0019	ND<0.0019	ND<0.0020	ND<0.0020	ND<0.0021	ND<0.0019	ND<0.0019	ND<0.0020	ND<0.0019	ND<0.0019	ND<0.0019	ND<0.0019	ND<0.0022	ND<0.05	ND<0.05	ND<0.05	0.19	0.005	0.097
Heptachlor epoxide	ND<0.0021	ND<0.0020	ND<0.0021	ND<0.0019	ND<0.0021	ND<0.0019	ND<0.0020	ND<0.0020	ND<0.0018	ND<0.0020	ND<0.0020	ND<0.0020	ND<0.0019	ND<0.0019	ND<0.0020	ND<0.0020	ND<0.0021	ND<0.0019	ND<0.0019	ND<0.0020	ND<0.0019	ND<0.0019	ND<0.0019	ND<0.0019	ND<0.0022	ND<0.05	ND<0.05	ND<0.05	0.2	Not Listed	Not Listed
Endosulfan I	ND<0.0021	ND<0.0020	ND<0.0021	ND<0.0019	ND<0.0021	ND<0.0019	ND<0.0020	ND<0.0020	ND<0.0018	ND<0.0020	ND<0.0020	ND<0.0020	ND<0.0019	ND<0.0019	ND<0.0020	ND<0.0020	ND<0.0021	ND<0.0019	ND<0.0019	ND<0.0020	ND<0.0019	ND<0.0019	ND<0.0019	ND<0.0019	ND<0.0022	ND<0.05	ND<0.05	ND<0.05	102	2.4	24
Dieldrin	ND<0.0040	ND<0.0038	ND<0.0040	ND<0.0036	ND<0.0041	ND<0.0038	ND<0.0040	ND<0.0039	ND<0.0035	ND<0.0038	ND<0.0038	ND<0.0039	ND<0.0037	ND<0.0038	ND<0.0038	ND<0.0038	ND<0.0041	ND<0.0037	ND<0.0036	ND<0.0039	ND<0.0037	ND<0.0037	ND<0.0037	ND<0.0038	ND<0.0042	ND<0.10	ND<0.10	ND<0.10	0.1	0.005	0.2
4,4'-DDE	ND<0.0040	ND<0.0038	ND<0.0040	ND<0.0036	ND<0.0041	ND<0.0038	ND<0.0040	ND<0.0039	ND<0.0035	ND<0.0038	ND<0.0038	ND<0.0039	ND<0.0037	ND<0.0038	ND<0.0038	ND<0.0038	ND<0.0041	ND<0.0037	ND<0.0036	ND<0.0039	ND<0.0037	ND<0.0037	ND<0.0037	ND<0.0038	ND<0.0042	ND<0.10	ND<0.10	ND<0.10	17	0.0033	8.9
Endrin	ND<0.0040	ND<0.0038	ND<0.0040	ND<0.0036	ND<0.0041	ND<0.0038	ND<0.0040	ND<0.0039	ND<0.0035	ND<0.0038	ND<0.0038	ND<0.0039	ND<0.0037	ND<0.0038	ND<0.0038	ND<0.0038	ND<0.0041	ND<0.0037	ND<0.0036	ND<0.0039	ND<0.0037	ND<0.0037	ND<0.0037	ND<0.0038	ND<0.0042	ND<0.10	ND<0.10	ND<0.10	0.06	0.014	11
Endosulfan II	ND<0.0040	ND<0.0038	ND<0.0040	ND<0.0036	ND<0.0041	ND<0.0038	ND<0.0040	ND<0.0039	ND<0.0035	ND<0.0038	ND<0.0038	ND<0.0039	ND<0.0037	ND<0.0038	ND<0.0038	ND<0.0038	ND<0.0041	ND<0.0037	0.0085 J	ND<0.0039	ND<0.0037	ND<0.0037	ND<0.0037	ND<0.0038	ND<0.0042	ND<0.10	ND<0.10	ND<0.10	102	2.4	24
4,4'-DDD	ND<0.0040	ND<0.0038	ND<0.0040	ND<0.0036	ND<0.0041	ND<0.0038	ND<0.0040	ND<0.0039	ND<0.0035	ND<0.0038	ND<0.0038	ND<0.0039	ND<0.0037	ND<0.0038	ND<0.0038	ND<0.0038	ND<0.0041	ND<0.0037	ND<0.0036	ND<0.0039	ND<0.0037	ND<0.0037	ND<0.0037	ND<0.0038	ND<0.0042	ND<0.10	ND<0.10	ND<0.10	14	0.0033	13
Endosulfan sulfate	ND<0.0040	ND<0.0038	ND<0.0040	ND<0.0036	ND<0.0041	ND<0.0038	ND<0.0040	ND<0.0039	0.0039 P	ND<0.0038	ND<0.0038	ND<0.0039	ND<0.0037	ND<0.0038	ND<0.0038	ND<0.0038	ND<0.0041	ND<0.0037	ND<0.0036	ND<0.0039	ND<0.0037	ND<0.0037	ND<0.0037	ND<0.0038	ND<0.0042	ND<0.10	ND<0.10	ND<0.10	1,000	2.4	24
4,4'-DDT	ND<0.0040	ND<0.0038	ND<0.0040	ND<0.0036	ND<0.0041	ND<0.0038	ND<0.0040	ND<0.0039	0.0110 P	ND<0.0038	ND<0.0039	ND<0.0039	0.0042	ND<0.0038	ND<0.0038	ND<0.0038	ND<0.0041	ND<0.0037	0.011	ND<0.0039	ND<0.0037	ND<0.0037	ND<0.0037	ND<0.0038	ND<0.0042	ND<0.10	ND<0.10	ND<0.10	136	0.0033	7.9
Methoxychlor	ND<0.021	ND<0.020	ND<0.021	ND<0.019	ND<0.021	ND<0.019	ND<0.020	ND<0.020	ND<0.018	ND<0.020	ND<0.020	ND<0.020	ND<0.019	ND<0.019	ND<0.020	ND<0.020	ND<0.021	ND<0.019	ND<0.019	ND<0.020	ND<0.019	ND<0.019	ND<0.019	ND<0.019	ND<0.022	ND<0.50	ND<0.50	ND<0.50	0.9	Not Listed	Not Listed
Endrin ketone	ND<0.0040	ND<0.0038	ND<0.0040	ND<0.0036	ND<0.0041	ND<0.0038	ND<0.0040	ND<0.0039	ND<0.0035	ND<0.0038	ND<0.0038	ND<0.0039	ND<0.0037	ND<0.0038	ND<0.0038	ND<0.0038	ND<0.0041	ND<0.0037	ND<0.0036	ND<0.0039	ND<0.0037	ND<0.0037	ND<0.0037	ND<0.0038	ND<0.0042	ND<0.10	ND<0.10	ND<0.10	Not Listed	Not Listed	Not Listed
Endrin aldehyde	ND<0.0040	ND<0.0038	ND<0.0040	ND<0.0036	ND<0.0041	ND<0.0038	ND<0.0040	ND<0.0039	0.0052 P	ND<0.0038	ND<0.0038	ND<0.0039	ND<0.0037	ND<0.0038	ND<0.0038	ND<0.0038	ND<0.0041	ND<0.0037	ND<0.0036	ND<0.0039	ND<0.0037	ND<0.0037	ND<0.0037	ND<0.0038	ND<0.0042	ND<0.10	ND<0.10	ND<0.10	Not Listed	Not Listed	Not Listed
alpha-Chlordane	ND<0.0021	ND<0.0020	ND<0.0021	ND<0.0019	ND<0.0021	ND<0.0019	ND<0.0020	ND<0.0020	ND<0.0018	ND<0.0020	ND<0.0020	ND<0.0020	ND<0.0019	ND<0.0019	ND<0.0020	ND<0.0020	ND<0.0021	ND<0.0019	ND<0.0019	ND<0.0020	ND<0.0019	ND<0.0019	ND<0.0019	ND<0.0019	ND<0.0022	ND<0.05	ND<0.05	ND<0.05	2.9	0.094	4.2
gamma-Chlordane	ND<0.0021	ND<0.0020	ND<0.0021	ND<0.0019	ND<0.0021	ND<0.0019	ND<0.0020	ND<0.0020	ND<0.0018	ND<0.0020	ND<0.0020	ND<0.0020	ND<0.0019	ND<0.0019	ND<0.0020	ND<0.0020	ND<0.0021	ND<0.0019	ND<0.0019	ND<0.0020	ND<0.0019	ND<0.0019	ND<0.0019	ND<0.0019	ND<0.0022	ND<0.05	ND<0.05	ND<0.05	0.014	Not Listed	Not Listed
Toxaphene	ND<0.210	ND<0.200	ND<0.210	ND<0.190	ND<0.210	ND<0.190	ND<0.200	ND<0.200	ND<0.180	ND<0.200	ND<0.200	ND<0.200	ND<0.200	ND<0.190	ND<0.190	ND<0.200	ND<0.200	ND<0.210	ND<0.190	ND<0.200	ND<0.190	ND<0.190	ND<0.190	ND<0.220	ND<5.0	ND<5.0	ND<5.0	Not Listed	Not Listed	Not Listed
Total Pesticides	None Detected	None Detected	None Detected	None Detected	None Detected	None Detected	None Detected	None Detected	0.02010	None Detected	None Detected	None Detected	0.0042		None Detected	None Detected	None Detected	None Detected	0.0195	None Detected	None Detected	None Detected	None Detected	None Detected	None Detected	None Detected	None Detected	None Detected	Not Applicable		

Notes:
Pesticide analysis by United States Environmental Protection Agency (USEPA) Method SW846 8081.
ND indicates that the compound was analyzed for, but not detected at of above the Contract Required Quantitation Limit (CRQL), or the compound was not detected due to qualification through the method or field blank.
J = Estimated value – The analyte was positively identified; but the associated numerical value is the approximate concentration of the analyte in the sample.
P = Used for CLP methodology only. For pesticide analytes, when a difference for detected concentrations between the two GC columns is greater than 25%, the lower of the two values is reported on the data page and flagged with a "P".
NA = Not Applicable or Not Available
PPB = Parts per Billion
Indicates sample is a DUPLICATE sample.
Highlighted values indicate exceedance of the NYCRR Subpart 375-6 Remedial Program Soil Cleanup Objectives for the Protection of Public Health: Unrestricted Use.

Table 1e

Remedial Investigation Report
690 St. Paul Street, Rochester, New York
NYSDEC Brownfield Cleanup Program ID No. C828159
Summary of Detected Polychlorinated Biphenyls (PCBs) in Surface Soil

Sample ID (Depth)	Surface Soil Samples																									QC Samples			NYCRR Subpart 375-6 Remedial Program Soil Cleanup Objectives for the Protection of Groundwater (ppm)	NYCRR Subpart 375-6 Remedial Program Soil Cleanup Objectives for the Protection of Public Health: Unrestricted Use (ppm)	NYCRR Subpart 375-6 Remedial Program Soil Cleanup Objectives for the Protection of Public Health: Restricted Residential Use (ppm)
	690-SS-1 (0-2')-O	690-SS-1 (2"-2')-O	690-SS-2 (0-2')-O	690-SS-2 (2"-2')-O	690-SS-3 (0-2')-O	690-SS-3 (2"-2')-O	690-SS-3 (2"-2')-D	690-SS-4 (0-2')-O	690-SS-4 (2"-2')-O	690-SS-5 (0-2')-O	690-SS-5 (0-2')-D	690-SS-5 (2"-2')-O	690-SS-6 (0-2')-O	690-SS-6 (2"-2')-O	690-SS-7 (0-2')-O	690-SS-7 (0-2')-D	690-SS-7 (2"-2')-O	690-SS-8 (0-2')-O	690-SS-8 (2"-2')-O	690-SS-9 (0-2')-O	690-SS-9 (2"-2')-O	690-SS-10 (0-2')-O	690-SS-10 (2"-2')-O	690-SB-104 (2"-2')-O	690-SB-105 (2"-2')-O	690-SS-8A (0-2')-O	690-SS-8A (2"-2')-O	690-FB1-O	690-FB1-O	690-FB2-O			
Area of Concern	**AOC #8**	**AOC #8**	**AOC #6A**	**AOC #6A**	**AOC #3**	**AOC #3**	**AOC #3**	**AOC #6**	**AOC #6**	**AOC #2**	**AOC #2**	**AOC #2**	**AOC #6D**	**AOC #6D**	**AOC #1**	**AOC #1**	**AOC #1**	**AOC #6**	**AOC #6**	**AOC #6**	**AOC #6**	**AOC #6**	**AOC #6**	**AOC #6**	**AOC #6**	**AOC #6**	**AOC #6**	**AOC #6**	**NA**	**NA**	**NA**			
Sample Collection Date	**12/28/09**	**12/28/09**	**12/28/09**	**12/28/09**	**12/28/09**	**12/28/09**	**12/28/09**	**12/28/09**	**12/28/09**	**12/28/09**	**12/28/09**	**12/28/09**	**12/28/09**	**12/28/09**	**12/22/09**	**12/22/09**	**12/22/09**	**12/28/09**	**12/28/09**	**12/28/09**	**12/28/09**	**12/28/09**	**12/28/09**	**10/5/10**	**10/5/10**	**10/5/10**	**10/5/10**	**12/22/09**	**12/28/09**	**12/28/09**			
Units	**mg/Kg**	**mg/Kg**	**mg/Kg**	**mg/Kg**	**mg/Kg**	**mg/Kg**	**mg/Kg**	**mg/Kg**	**mg/Kg**	**mg/Kg**	**mg/Kg**	**mg/Kg**	**mg/Kg**	**mg/Kg**	**mg/Kg**	**mg/Kg**	**mg/Kg**	**mg/Kg**	**mg/Kg**	**mg/Kg**	**mg/Kg**	**mg/Kg**	**mg/Kg**	**mg/Kg**	**mg/Kg**	**mg/Kg**	**mg/Kg**	**ug/L**	**ug/L**	**ug/L**			
Constituent																																
Aroclor 1016	ND<0.040	ND<0.038	ND<0.040	ND<0.036	ND<0.041	ND<0.038	ND<0.040	ND<0.039	ND<0.035	ND<0.038	ND<0.039	ND<0.039	ND<0.037	ND<0.038	ND<0.038	ND<0.038	ND<0.041	ND<0.037	ND<0.036	ND<0.039	ND<0.037	ND<0.037	ND<0.037	ND<0.040	ND<0.038	ND<0.038	ND<0.042	ND<0.001	ND<0.001	ND<0.001	N/A	N/A	N/A
Aroclor 1221	ND<0.040	ND<0.038	ND<0.040	ND<0.036	ND<0.041	ND<0.038	ND<0.040	ND<0.039	ND<0.035	ND<0.038	ND<0.039	ND<0.039	ND<0.037	ND<0.038	ND<0.038	ND<0.038	ND<0.041	ND<0.037	ND<0.036	ND<0.039	ND<0.037	ND<0.037	ND<0.037	ND<0.040	ND<0.038	ND<0.038	ND<0.042	ND<0.001	ND<0.001	ND<0.001	N/A	N/A	N/A
Aroclor 1232	ND<0.040	ND<0.038	ND<0.040	ND<0.036	ND<0.041	ND<0.038	ND<0.040	ND<0.039	ND<0.035	ND<0.038	ND<0.039	ND<0.039	ND<0.037	ND<0.038	ND<0.038	ND<0.038	ND<0.041	ND<0.037	ND<0.036	ND<0.039	ND<0.037	ND<0.037	ND<0.037	ND<0.040	ND<0.038	ND<0.038	ND<0.042	ND<0.001	ND<0.001	ND<0.001	N/A	N/A	N/A
Aroclor 1242	ND<0.040	ND<0.038	ND<0.040	ND<0.036	ND<0.041	ND<0.038	ND<0.040	ND<0.039	ND<0.035	ND<0.038	ND<0.039	ND<0.039	ND<0.037	ND<0.038	ND<0.038	ND<0.038	ND<0.041	ND<0.037	ND<0.036	ND<0.039	ND<0.037	ND<0.037	ND<0.037	ND<0.040	ND<0.038	ND<0.038	ND<0.042	ND<0.001	ND<0.001	ND<0.001	N/A	N/A	N/A
Aroclor 1248	ND<0.040	ND<0.038	ND<0.040	ND<0.036	ND<0.041	ND<0.038	ND<0.040	ND<0.039	ND<0.035	ND<0.038	ND<0.039	ND<0.039	ND<0.037	ND<0.038	ND<0.038	ND<0.038	ND<0.041	ND<0.037	ND<0.036	ND<0.039	ND<0.037	ND<0.037	ND<0.037	ND<0.040	ND<0.038	ND<0.038	ND<0.042	ND<0.001	ND<0.001	ND<0.001	N/A	N/A	N/A
Aroclor 1254	ND<0.040	ND<0.038	ND<0.040	ND<0.036	ND<0.041	ND<0.038	ND<0.040	ND<0.039	ND<0.035	ND<0.038	ND<0.039	ND<0.039	ND<0.037	ND<0.038	ND<0.038	ND<0.038	ND<0.041	ND<0.037	ND<0.036	ND<0.039	ND<0.037	ND<0.037	ND<0.037	ND<0.040	ND<0.038	ND<0.038	ND<0.042	ND<0.001	ND<0.001	ND<0.001	N/A	N/A	N/A
Aroclor 1260	ND<0.040	ND<0.038	ND<0.040	ND<0.036	ND<0.041	ND<0.038	ND<0.040	ND<0.039	0.190	ND<0.038	ND<0.039	ND<0.039	ND<0.037	ND<0.038	ND<0.038	ND<0.038	ND<0.041	ND<0.037	0.260 J	ND<0.039	ND<0.037	ND<0.037	ND<0.037	0.110	0.043	ND<0.038	ND<0.042	ND<0.001	ND<0.001	ND<0.001	N/A	N/A	N/A
Total PCBs	None Detected	None Detected	None Detected	None Detected	None Detected	None Detected	None Detected	None Detected	0.190	None Detected	None Detected	None Detected	None Detected	None Detected	None Detected	None Detected	None Detected	None Detected	0.260	None Detected	None Detected	None Detected	None Detected	0.110	0.043	None Detected	None Detected	None Detected	None Detected	None Detected	3.2	0.1	1

Notes:
PCB analysis by United States Environmental Protection Agency (USEPA) Method SW846 8082.
ND indicates that the compound was analyzed for, but not detected at of above the Contract Required Quantitation Limit (CRQL), or the compound was not detected due to qualification through the method or field blank.
J = Estimated value – The analyte was positively identified; but the associated numerical value is the approximate concentration of the analyte in the sample.
P = Used for CLP methodology only. For pesticide analytes, when a difference for detected concentrations between the two GC columns is greater than 25%, the lower of the two values is reported on the data page and flagged with a "P".
NA = Not Applicable or Not Available
Highlighted values indicate exceedance of the NYCRR Subpart 375-6 Remedial Program Soil Cleanup Objectives for the Protection of Public Health: Unrestricted Use.
Indicates sample is a DUPLICATE sample.

690 Saint Paul Street
NYSDEC Brownfield Cleanup Program Remedial Investigation
NYSDEC BCP ID No. C828159

Table 2 – Test Pit Soil

Table 2a

Remedial Investigation Report
690 Saint Paul Street, Rochester, New York
NYSDEC Brownfield Cleanup Program ID No. C828159

Summary of Detected Compounds in Test Pit Samples
Results in Milligrams per Kilogram (mg/Kg) or PPM

Sample ID	690-TP-E-O (5.5')	690-TP-D-O (1.5')	690-TP-F-O (3.0')	690-TP-TCE-01-N. Wall	690-TP-TCE-01-S. Wall	690-TP-TCE-02-4'	690-TP-TCE-03-11.5'	NYCRR Subpart 375-6 Remedial Program Soil Cleanup Objectives for the Protection of Groundwater (ppm)	NYCRR Subpart 375-6 Remedial Program Soil Cleanup Objectives for the Protection of Public Health: Unrestricted Use (ppm)	NYCRR Subpart 375-6 Remedial Program Soil Cleanup Objectives for the Protection of Public Health: Restricted Residential Use (ppm)
Area of Concern	AOC #1	AOC #6D	AOC #1	AOC #8	AOC #8	AOC #8	AOC #8			
Sample Collection Date	12/28/09	12/28/09	12/28/09	7/9/12	7/9/12	7/11/12	7/11/12			
Volatile Organic Compounds										
cis-1,2-dichloroethene	ND<0.0053	ND<0.0055	0.0019 J	ND<0.0042	0.00315 J	ND<0.00438 J	0.00812 J	0.25	0.25	100
Trichloroethene	ND<0.0053	ND<0.0055	0.0100	0.0806	0.250	0.00464	0.804	0.47	0.47	21
Acetone	ND	ND	ND	ND<0.0653	ND<0.0745	ND<0.0122	0.205 J	0.050	0.050	16
Carbon disulfide	ND	ND	ND	ND < 0.0105	ND <0.00341	ND<0.00438	0.00601 J	NL	NL	NL
Total VOCs	None Detected	None Detected	0.0119	0.0806	0.25315	0.00464	1.02313	Not Applicable	Not Applicable	Not Applicable
Total VOCs TICs	None Detected	None Detected	None Detected	None Detected	None Detected	None Detected	None Detected			
Total VOCs & VOCs TICs	None Detected	None Detected	0.0119	0.0806	0.25315	0.00464	0.81212			

Notes:

VOC analysis by United States Environmental Protection Agency (USEPA) Method SW846 8260B.

ND indicates that the compound was analyzed for, but not detected at of above the Contract Required Quantitation Limit (CRQL), or the compound was not detected due to qualification through the method or field blank.

J = Estimated value – The analyte was positively identified; but the associated numerical value is the approximate concentration of the analyte in the sample.

NA = Not Applicable or Not Available

Highlighted type indicates that the constituent was detected at a concentration above the Part 375-6 Protection of Public Health: Unrestricted Use.

Table 2b

Remedial Investigation Report
690 Saint Paul Street, Rochester, New York
NYSDEC Brownfield Cleanup Program ID No. C828159

Summary of Detected Compounds in Test Pit Samples
Results in Milligrams per Kilogram (mg/Kg) or PPM

Sample ID	690-TP-E-O (5.5')	690-TP-D-O (1.5')	690-TP-F-O (3.0')	NYCRR Subpart 375-6 Remedial Program Soil Cleanup Objectives for the Protection of Groundwater (ppm)	NYCRR Subpart 375-6 Remedial Program Soil Cleanup Objectives for the Protection of Public Health: Unrestricted Use (ppm)	NYCRR Subpart 375-6 Remedial Program Soil Cleanup Objectives for the Protection of Public Health: Restricted Residential Use (ppm)
Area of Concern	AOC #1	AOC #6D	AOC #1			
Sample Collection Date	**12/28/09**	**12/28/09**	**12/28/09**			
Semi-Volatile Organic Compounds						
Naphthalene	ND<0.350	ND<0.380	0.071 J	12	12	100
2-Methylnaphthalene	ND<0.350	ND<0.380	0.130 J	36	Not Listed	Not Listed
Acenaphthylene	ND<0.350	0.040 J	0.100 J	107	100	100
Phenanthrene	ND<0.350	0.380	0.200 J	1,000	100	100
Anthracene	ND<0.350	0.110 J	0.077 J	1,000	100	100
Carbazole	ND<0.350	0.041 J	ND<0.370	Not Listed	Not Listed	Not Listed
Di-n-butylphthalate	0.160 J	0.130 J	0.150 J	8.1	Not Listed	Not Listed
Fluoranthene	ND<0.350	1.100	0.470	1,000	100	100
Pyrene	ND<0.350	0.880	0.490	1,000	100	100
Benzo(a)anthracene	ND<0.350	0.570	0.280 J	1	1	1
Chrysene	ND<0.350	0.560	0.300 J	1	1	3.9
Bis(2-ethylhexyl)phthalate	ND<0.350	ND<0.380	0.270 J	435	Not Listed	Not Listed
Benzo(b)fluoranthene	ND<0.350	0.760	0.350 J	1.7	1	1
Benzo(k)fluoranthene	ND<0.350	0.380 J	0.190 J	1.7	0.8	3.9
Benzo(a)pyrene	ND<0.350	0.600	0.280 J	22	1	1
Indeno(1,2,3-cd)pyrene	ND<0.350	0.420	0.220 J	8.2	0.5	0.5
Dibenzo(a,h)anthracene	ND<0.350	0.083 J	0.048 J	1,000	0.33	0.33
Benzo(g,h,i)perylene	ND<0.350	0.440	0.230 J	1,000	100	100
Total SVOCs	0.160	6.494	3.856	Not Applicable	Not Applicable	Not Applicable
Total SVOC TICs	1.580	4.920	10.930			
Total SVOCs & SVOC TICs	1.740	11.414	14.786			

Notes:

SVOC analysis by United States Environmental Protection Agency (USEPA) Method SW846 8270.

ND indicates that the compound was analyzed for, but not detected at of above the Contract Required Quantitation Limit (CRQL), or the compound was not detected due to qualification through the method or field blank.

J = Estimated value – The analyte was positively identified; but the associated numerical value is the approximate concentration of the analyte in the sample.

NA = Not Applicable or Not Available

Table 2c

Remedial Investigation Report
690 Saint Paul Street, Rochester, New York
NYSDEC Brownfield Cleanup Program ID No. C828159

Summary of Detected Metals in Test Pit Samples
Results in Milligrams per Kilogram (mg/Kg) or PPM

Sample ID	690-TP-E-O (5.5')		690-TP-D-O (1.5')		690-TP-F-O (3.0')		NYCRR Subpart 375-6 Remedial Program Soil Cleanup Objectives for the Protection of Groundwater (ppm)	NYCRR Subpart 375-6 Remedial Program Soil Cleanup Objectives for the Protection of Public Health: Unrestricted Use (ppm)	NYCRR Subpart 375-6 Remedial Program Soil Cleanup Objectives for the Protection of Public Health: Restricted Residential Use (ppm)
Area of Concern	AOC #1		AOC #6D		AOC #1				
Sample Collection Date	12/28/09		12/28/09		12/28/09				
TAL Metals									
Aluminum	2,910	E	4,450	E	1,780	E	Not Listed	Not Listed	Not Listed
Antimony	ND<0.11	N	ND<0.14	N	ND<0.17	N	Not Listed	Not Listed	Not Listed
Arsenic	0.98		3.7		2.5		16	13	16
Barium	22.2	E	44.2	E	18.6	E	820	350	400
Berylium	0.12		0.21	E	0.082		47	7.2	72
Cadmium	ND<0.0082		0.10	B	0.027	B	7.5	2.5	4.3
Calcium	30,200		77,500		128000		Not Listed	Not Listed	Not Listed
Chromium	3.7	E	6.5	E	6.1	E	Not Listed	30	180
Cobalt	3.0	E	3.2	E	2.7	E	Not Listed	Not Listed	Not Listed
Copper	6.5		18.5		11.1		1,720	50	270
Iron	6,010	E	9,120	E	5,080	E	Not Listed	Not Listed	Not Listed
Lead	2.4	E	24.2	E	23.7	E	450	63	400
Magnesium	14,400	*E	36,700	*E	38300	*E	Not Listed	Not Listed	Not Listed
Manganese	130	E	326	E	216	E	2,000	1,600	2,000
Mercury	0.0086	B	0.084		0.028	B	0.73	0.18	0.81
Nickel	6.7	E	7.4	E	6.1	E	130	30	310
Potassium	838		904		477		Not Listed	Not Listed	Not Listed
Selenium	ND<0.49		ND<0.60		ND<0.72		4	3.9	180
Silver	ND<0.050		ND<0.061		ND<0.073		8.3	2.0	180
Sodium	361	B	110	B	102	B	Not Listed	Not Listed	Not Listed
Thallium	0.44	B	1.40		1.5		Not Listed	Not Listed	Not Listed
Vanadium	4.8	J	10.6	J	5.7	J	Not Listed	Not Listed	Not Listed
Zinc	38.5	E	46.5	E	22.9	E	2,480	109	10,000

Notes:

TAL Metals analysis by United States Environmental Protection Agency (USEPA) SW846 Methods 6010 (TAL Metals) and 7471 (Mercury)

ND indicates that the compound was analyzed for, but not detected at of above the Contract Required Quantitation Limit (CRQL), or the compound was not detected due to qualification through the method or field blank.

B = Analyte is found in the associated method blank as well as in the sample.

* = Duplicate analysis not within control limits.

J = Estimated value – The analyte was positively identified; but the associated numerical value is the approximate concentration of the analyte in the sample.

NA = Not Applicable or Not Available

Highlighted type indicates that the constituent was detected at a concentration above the Part 375-6 Protection of Public Health: Unrestricted Use.

Table 2d

Remedial Investigation Report
690 Saint Paul Street, Rochester, New York
NYSDEC Brownfield Cleanup Program ID No. C828159

Summary of Detected Pesticides in Test Pit Samples
Results in Milligrams per Kilogram (mg/Kg) or PPM

Sample ID	690-TP-E-O (5.5')	690-TP-D-O (1.5')	690-TP-F-O (3.0')	NYCRR Subpart 375-6 Remedial Program Soil Cleanup Objectives for the Protection of Groundwater (ppm)	NYCRR Subpart 375-6 Remedial Program Soil Cleanup Objectives for the Protection of Public Health: Unrestricted Use (ppm)	NYCRR Subpart 375-6 Remedial Program Soil Cleanup Objectives for the Protection of Public Health: Restricted Residential Use (ppm)
Area of Concern	AOC #1	AOC #6D	AOC #1			
Sample Collection Date	12/28/09	12/28/09	12/28/09			
Pesticides						
alpha-BHC	ND<0.0018	ND<0.0020	ND<0.0019	0.020	0.020	0.48
beta-BHC	ND<0.0018	ND<0.0020	ND<0.0019	0.09	0.036	0.36
delta-BHC	ND<0.0018	ND<0.0020	ND<0.0019	0.25	0.040	100
gamma-BHC (Lindane)	ND<0.0018	ND<0.0020	ND<0.0019	0.1	0.100	1.3
Heptachlor	ND<0.0018	ND<0.0020	ND<0.0019	0.38	0.042	2.1
Aldrin	ND<0.0018	ND<0.0020	ND<0.0019	0.19	0.005	0.097
Heptachlor epoxide	ND<0.0018	ND<0.0020	ND<0.0019	0.02	100	Not Listed
Endosulfan I	ND<0.0018	ND<0.0020	ND<0.0019	102	2.4	24
Dieldrin	ND<0.0035	ND<0.0038	ND<0.0037	0.1	0.005	0.2
4,4'-DDE	ND<0.0035	ND<0.0038	ND<0.0037	17	0.0033	8.9
Endrin	ND<0.0035	ND<0.0038	ND<0.0037	0.06	0.014	11
Endosulfan II	ND<0.0035	ND<0.0038	ND<0.0037	102	2.4	24
4,4'-DDD	ND<0.0035	ND<0.0038	0.022 P	14	0.0033	13
Endosulfan sulfate	ND<0.0035	ND<0.0038	ND<0.0037	1,000	2.4	24
4,4'-DDT	ND<0.0035	ND<0.0038	0.016	136	0.0033	7.9
Methoxychlor	ND<0.018	ND<0.020	ND<0.019	900	100	Not Listed
Endrin ketone	ND<0.0035	ND<0.0038	ND<0.0037	100	100	Not Listed
Endrin aldehyde	ND<0.0035	ND<0.0038	0.0072 P	100	100	Not Listed
alpha-Chlordane	ND<0.0018	ND<0.020	ND<0.0019	2.9	0.094	4.2
gamma-Chlordane	ND<0.0018	ND<0.020	ND<0.0019	14	100	Not Listed
Toxaphene	ND<0.180	ND<0.200	ND<0.190	Not Listed	100	Not Listed
Total Pesticides	None Detected	None Detected	0.0452	Not Applicable	Not Applicable	Not Applicable

Notes:

Pesticide analysis by United States Environmental Protection Agency (USEPA) Method SW846 8081.

ND<3.5 indicates that the compound was analyzed for, but not detected at of above the Contract Required Quantitation Limit (CRQL), or the compound was not detected due to qualification through the method or field blank.

J = Estimated value – The analyte was positively identified; but the associated numerical value is the approximate concentration of the analyte in the sample.

P = Used for CLP methodology only. For pesticide analytes, when a difference for detected concentrations between the two GC columns is greater than 25%, the lower of the two values is reported on the data page and flagged with a "P".

NA = Not Applicable or Not Available

Highlighted type indicates that the constituent was detected at a concentration above the Part 375-6 Protection of Public Health: Unrestricted Use.

Table 2e

Remedial Investigation Report
690 Saint Paul Street, Rochester, New York
NYSDEC Brownfield Cleanup Program ID No. C828159

Summary of Detected Polychlorinated Biphenyls in Test Pit Samples
Results in Milligrams per Kilogram (mg/Kg) or PPM

Sample ID	690-TP-E-O (5.5')	690-TP-D-O (1.5')	690-TP-F-O (3.0')	NYCRR Subpart 375-6 Remedial Program Soil Cleanup Objectives for the Protection of Groundwater (ppm)	NYCRR Subpart 375-6 Remedial Program Soil Cleanup Objectives for the Protection of Public Health: Unrestricted Use (ppm)	NYCRR Subpart 375-6 Remedial Program Soil Cleanup Objectives for the Protection of Public Health: Restricted Residential Use (ppm)
Area of Concern	AOC #1	AOC #6D	AOC #1			
Sample Collection Date	12/28/09	12/28/09	12/28/09			
PCBs						
Aroclor 1016	ND<0.035	ND<0.038	ND<0.037	N/A	N/A	N/A
Aroclor 1221	ND<0.035	ND<0.038	ND<0.037	N/A	N/A	N/A
Aroclor 1232	ND<0.035	ND<0.038	ND<0.037	N/A	N/A	N/A
Aroclor 1242	ND<0.035	ND<0.038	ND<0.037	N/A	N/A	N/A
Aroclor 1248	ND<0.035	ND<0.038	ND<0.037	N/A	N/A	N/A
Aroclor 1254	ND<0.035	ND<0.038	0.260	N/A	N/A	N/A
Aroclor 1260	ND<0.035	ND<0.038	ND<0.037	N/A	N/A	N/A
Total PCBs	None Detected	None Detected	0.260	3.2	0.1	1

Notes:

PCB analysis by United States Environmental Protection Agency (USEPA) Method SW846 8082.

ND indicates that the compound was analyzed for, but not detected at of above the Contract Required Quantitation Limit (CRQL), or the compound was not detected due to qualification through the method or field blank.

J = Estimated value – The analyte was positively identified; but the associated numerical value is the approximate concentration of the analyte in the sample.

NA = Not Applicable or Not Available

Highlighted type indicates that the constituent was detected at a concentration above the Part 375-6 Protection of Public Health: Unrestricted Use.

690 Saint Paul Street
NYSDEC Brownfield Cleanup Program Remedial Investigation
NYSDEC BCP ID No. C828159

Table 3 – Geoprobe Soil

Table 3a - Page 1 of 7
690 Saint Paul Street
NYSDEC Brownfield Cleanup Program Remedial Investigation
NYSDEC BCP ID No. C828159

Summary of Detected Volatile Organic Compounds in Soil Samples
Results in Milligrams per Kilogram (mg/Kg)

Sample ID	Soil Samples																				NYCRR Subpart 375-6 Remedial Program Soil Cleanup Objectives for the Protection of Groundwater	NYCRR Subpart 375-6 Remedial Program Soil Cleanup Objectives for the Protection of Public Health: Unrestricted Use	NYCRR Subpart 375-6 Remedial Program Soil Cleanup Objectives for the Protection of Public Health: Restricted Residential Use
	690-SB-A (4.0'-5.9')-O	690-SB-A (4.0'-5.9') D	690-SB-A1 (8.0'-9.0')-O	690-SB-A2 (4.0'-8.0')-O	690-SB-A2 (4.0'-8.0')-D	690-SB-A4(A) (4.0'-7.0')-O	690-SB-A5 (0.0'-3.5')-O	690-SB-A6 (0'-3.2')-O	690-SB-A7 (0.0'-3.5')-O	690-SB-A8 (4.0'-8.0')-O	690-SB-14 (4.0'-6.5')-O	690-SB-15 (4.0'-5.0')-O	690-SB-16 (0.0'-3.0')-O	690-SB-17 (0.0'-4.0')-O	690-SB-18 (4.0'-4.6')-O	690-SB-19 (8.0'-10.8')-O	690-SB-20 (4.0'-6.2')-O	690-SB-21 (0.0'-4.0')-O	690-SB-22 (2.0'-3.2')-O	690-SB-24 (0.4'-2.5')-O			
Area of Concern	AOC #6	AOC #6D	AOC #6D	AOC #6	AOC #6	AOC #6	AOC #5	AOC #5	AOC #5	AOC #1 & #6D	AOC #1	AOC #1	AOC #1	AOC #1	AOC #1	AOC #1	AOC #1	AOC #1	AOC #1	AOC #6	AOC #2			
Sample Collection Date	3/25/2010	3/25/2010	3/24/2010	3/25/2010	3/25/2010	3/25/2010	3/25/2010	3/25/2010	3/25/2010	3/24/2010	3/24/2010	3/24/2010	3/24/2010	3/24/2010	3/24/2010	3/24/2010	3/24/2010	3/24/2010	3/24/2010	9/24/2010	9/22/2010			
Volatile Organic Compounds																							
Chloromethane	ND<0.0062	ND<0.0055	ND<0.0055 J	ND<0.0060 J	ND<0.0054 J	ND<0.0057 J	ND<0.0058 J	ND<0.0051 J	ND<0.0056 J	ND<0.0051	ND<0.0056 J	ND<0.0061	ND<0.0057 J	ND<0.0053 J	ND<0.0058 J	ND<0.0057	ND<0.0062 J	ND<0.0058 J	ND<0.0055	ND<0.110	Not Listed	Not Listed	Not Listed
Vinyl chloride	ND<0.0062	ND<0.0055	ND<0.0055 J	ND<0.0060 J	ND<0.0054 J	ND<0.0057 J	ND<0.0058 J	ND<0.0051 J	ND<0.0056 J	ND<0.0051	ND<0.0056 J	0.0014 J	ND<0.0057 J	ND<0.0053 J	ND<0.0058 J	ND<0.0057	ND<0.0062 J	ND<0.0058 J	ND<0.0055	ND<0.110	0.020	0.020	0.9
1,1-Dichloroethene	ND<0.0062	ND<0.0055	ND<0.0055 J	ND<0.0060 J	ND<0.0054 J	ND<0.0057 J	ND<0.0058 J	ND<0.0051 J	ND<0.0056 J	ND<0.0051	ND<0.0056 J	ND<0.0061	ND<0.0057 J	ND<0.0053 J	ND<0.0058 J	ND<0.0057	ND<0.0062 J	ND<0.0058 J	ND<0.0055	ND<0.110	0.33	0.33	100
Acetone	0.0071	ND<0.0055	0.0085 J	ND<0.0060 J	ND<0.0054 J	ND<0.0057 J	ND<0.0058 J	ND<0.0051 J	ND<0.0056 J	ND<0.0051	ND<0.0056 J	ND<0.0061	ND<0.0057 J	ND<0.0053 J	ND<0.0058 J	ND<0.0057	ND<0.0062 J	ND<0.0058 J	ND<0.0055	ND<2.700	0.50	0.50	100
Carbon disulfide	ND<0.0062	ND<0.0055	ND<0.0055 J	ND<0.0060 J	ND<0.0054 J	ND<0.0057 J	ND<0.0058 J	ND<0.0051 J	ND<0.0056 J	ND<0.0051	ND<0.0056 J	0.0069	ND<0.0057 J	ND<0.0053 J	ND<0.0058 J	ND<0.0057	ND<0.0062 J	ND<0.0058 J	ND<0.0055	ND<0.110	Not Listed	Not Listed	Not Listed
Methylene chloride	ND<0.0062	ND<0.0055	ND<0.0055 J	ND<0.0060 J	ND<0.0054 J	ND<0.0057 J	ND<0.0058 J	ND<0.0051 J	ND<0.0056 J	0.00071 J	ND<0.0056 J	ND<0.0061	0.0022 J	ND<0.0053 J	ND<0.0058 J	ND<0.0057	ND<0.0062 J	ND<0.0058 J	ND<0.0055	ND<0.110	0.50	0.50	100
trans-1,2-dichloroethene	ND<0.0062	ND<0.0055	ND<0.0055 J	ND<0.0060 J	ND<0.0054 J	ND<0.0057 J	ND<0.0058 J	ND<0.0051 J	ND<0.0056 J	ND<0.0051	ND<0.0056 J	ND<0.0061	ND<0.0057 J	ND<0.0053 J	ND<0.0058 J	ND<0.0057	ND<0.0062 J	ND<0.0058 J	ND<0.0055	ND<0.110	0.19	0.19	100
Methyl tert-butyl ether	ND<0.0062	ND<0.0055	ND<0.0055 J	ND<0.0060 J	ND<0.0054 J	ND<0.0057 J	ND<0.0058 J	ND<0.0051 J	ND<0.0056 J	ND<0.0051	ND<0.0056 J	ND<0.0061	ND<0.0057 J	ND<0.0053 J	ND<0.0058 J	ND<0.0057	ND<0.0062 J	ND<0.0058 J	ND<0.0055	ND<0.110	0.93	0.93	100
1,1-Dichloroethane	ND<0.0062	ND<0.0055	ND<0.0055 J	ND<0.0060 J	ND<0.0054 J	ND<0.0057 J	ND<0.0058 J	ND<0.0051 J	ND<0.0056 J	ND<0.0051	ND<0.0056 J	ND<0.0061	ND<0.0057 J	ND<0.0053 J	ND<0.0058 J	ND<0.0057	ND<0.0062 J	ND<0.0058 J	ND<0.0055	ND<0.110	0.27	0.27	26
2-Butanone	ND<0.0062	ND<0.0055	ND<0.0055 J	ND<0.0060 J	ND<0.0054 J	ND<0.0057 J	ND<0.0058 J	ND<0.0051 J	ND<0.0056 J	ND<0.0051	ND<0.0056 J	ND<0.0061	ND<0.0057 J	ND<0.0053 J	ND<0.0058 J	ND<0.0057	ND<0.0062 J	ND<0.0058 J	ND<0.0055	ND<2.700	0.12	0.12	100
cis-1,2-dichloroethene	ND<0.0062	ND<0.0055	ND<0.0055 J	ND<0.0060 J	ND<0.0054 J	ND<0.0057 J	ND<0.0058 J	ND<0.0051 J	ND<0.0056 J	ND<0.0051	0.015 J	0.0065	0.0031 J	0.0035 J	0.051 J	ND<0.0057	ND<0.0062 J	ND<0.0058 J	ND<0.0055	ND<0.110	0.25	0.25	100
Chloroform	ND<0.0062	ND<0.0055	ND<0.0055 J	ND<0.0060 J	ND<0.0054 J	ND<0.0057 J	ND<0.0058 J	ND<0.0051 J	ND<0.0056 J	ND<0.0051	ND<0.0056 J	ND<0.0061	ND<0.0057 J	ND<0.0053 J	ND<0.0058 J	ND<0.0057	ND<0.0062 J	ND<0.0058 J	ND<0.0055	ND<0.110	0.37	0.37	49
1,2-Dichloroethane	ND<0.0062	ND<0.0055	ND<0.0055 J	ND<0.0060 J	ND<0.0054 J	ND<0.0057 J	ND<0.0058 J	ND<0.0051 J	ND<0.0056 J	ND<0.0051	ND<0.0056 J	ND<0.0061	ND<0.0057 J	ND<0.0053 J	ND<0.0058 J	ND<0.0057	ND<0.0062 J	ND<0.0058 J	ND<0.0055	ND<0.110	0.02	0.02	3.1
Benzene	ND<0.0062	ND<0.0055	ND<0.0055 J	ND<0.0060 J	ND<0.0054 J	ND<0.0057 J	ND<0.0058 J	ND<0.0051 J	ND<0.0056 J	ND<0.0051	ND<0.0056 J	ND<0.0061	ND<0.0057 J	ND<0.0053 J	ND<0.0058 J	ND<0.0057	ND<0.0062 J	ND<0.0058 J	ND<0.0055	ND<0.110	0.06	0.06	4.8
Trichloroethene	ND<0.0062	ND<0.0055	ND<0.0055 J	ND<0.0060 J	ND<0.0054 J	0.0060 J	0.0019 J	ND<0.0051 J	ND<0.0056 J	0.0083	0.010 J	0.028	0.017	0.067	*2.800*	ND<0.0057	ND<0.0062 J	0.0026 J	ND<0.0055	ND<0.110	0.47	0.47	21
Toluene	ND<0.0062	ND<0.0055	ND<0.0055 J	ND<0.0060 J	ND<0.0054 J	ND<0.0057 J	ND<0.0058 J	ND<0.0051 J	ND<0.0056 J	ND<0.0051	ND<0.0056 J	0.0023 J	ND<0.0057 J	ND<0.0053 J	ND<0.0058 J	ND<0.0057	ND<0.0062 J	ND<0.0058 J	ND<0.0055	ND<0.110	0.7	0.7	100
1,1,2-Trichloroethane	ND<0.0062	ND<0.0055	ND<0.0055 J	ND<0.0060 J	ND<0.0054 J	ND<0.0057 J	ND<0.0058 J	ND<0.0051 J	ND<0.0056 J	ND<0.0051	ND<0.0056 J	ND<0.0061	ND<0.0057 J	ND<0.0053 J	ND<0.0058 J	ND<0.0057	ND<0.0062 J	ND<0.0058 J	ND<0.0055	ND<0.110	Not Listed	Not Listed	Not Listed
Tetrachloroethene	ND<0.0062	ND<0.0055	ND<0.0055 J	ND<0.0060 J	ND<0.0054 J	ND<0.0057 J	ND<0.0058 J	ND<0.0051 J	ND<0.0056 J	ND<0.0051	ND<0.0056 J	0.065	ND<0.0057 J	ND<0.0053 J	0.0017 J	ND<0.0057	ND<0.0062 J	ND<0.0058 J	ND<0.0055	ND<0.110	1.3	1.3	19
Ethylbenzene	ND<0.0062	ND<0.0055	ND<0.0055 J	ND<0.0060 J	ND<0.0054 J	ND<0.0057 J	ND<0.0058 J	ND<0.0051 J	ND<0.0056 J	ND<0.0051	ND<0.0056 J	0.024	ND<0.0057 J	ND<0.0053 J	ND<0.0058 J	ND<0.0057	ND<0.0062 J	ND<0.0058 J	ND<0.0055	ND<0.110	1	1	41
m,p-Xylene	ND<0.0062	0.028	ND<0.0055 J	ND<0.0060 J	ND<0.0054 J	ND<0.0057 J	ND<0.0058 J	ND<0.0051 J	ND<0.0056 J	ND<0.0051	ND<0.0056 J	0.073	ND<0.0057 J	ND<0.0053 J	ND<0.0058 J	ND<0.0057	ND<0.0062 J	ND<0.0058 J	ND<0.0055	ND<0.110	Not Listed	Not Listed	Not Listed
o-Xylene	ND<0.0062	ND<0.0055	ND<0.0055 J	ND<0.0060 J	ND<0.0054 J	ND<0.0057 J	ND<0.0058 J	ND<0.0051 J	ND<0.0056 J	ND<0.0051	ND<0.0056 J	0.022	ND<0.0057 J	ND<0.0053 J	ND<0.0058 J	ND<0.0057	ND<0.0062 J	ND<0.0058 J	ND<0.0055	ND<0.110	Not Listed	Not Listed	Not Listed
Xylene (total)	ND<0.0062	0.028	ND<0.0055 J	ND<0.0060 J	ND<0.0054 J	ND<0.0057 J	ND<0.0058 J	ND<0.0051 J	ND<0.0056 J	ND<0.0051	ND<0.0056 J	0.095	ND<0.0057 J	ND<0.0053 J	ND<0.0058 J	ND<0.0057	ND<0.0062 J	ND<0.0058 J	ND<0.0055	ND<0.220	1.6	0.26	100
Isopropylbenzene	0.0035 J	0.034	ND<0.0055 J	ND<0.0060 J	ND<0.0054 J	ND<0.0057 J	ND<0.0058 J	ND<0.0051 J	ND<0.0056 J	ND<0.0051	ND<0.0056 J	0.0048 J	ND<0.0057 J	ND<0.0053 J	ND<0.0058 J	ND<0.0057	ND<0.0062 J	ND<0.0058 J	ND<0.0055	ND<0.110	Not Listed	Not Listed	2.3
n-Propylbenzene	0.0030 J	0.033	ND<0.0055 J	ND<0.0060 J	ND<0.0054 J	ND<0.0057 J	ND<0.0058 J	ND<0.0051 J	ND<0.0056 J	ND<0.0051	ND<0.0056 J	ND<0.0061	ND<0.0057 J	ND<0.0053 J	ND<0.0058 J	ND<0.0057	ND<0.0062 J	ND<0.0058 J	ND<0.0055	ND<0.110	3.9	3.9	100
1,3,5-Trimethylbenzene	0.0036 J	0.0047 J	ND<0.0055 J	ND<0.0060 J	ND<0.0054 J	ND<0.0057 J	ND<0.0058 J	ND<0.0051 J	ND<0.0056 J	ND<0.0051	ND<0.0056 J	0.0043 J	ND<0.0057 J	ND<0.0053 J	ND<0.0058 J	ND<0.0057	ND<0.0062 J	ND<0.0058 J	ND<0.0055	ND<0.110	8.4	8.4	52
tert-Butylbenzene	ND<0.0062	ND<0.0055	ND<0.0055 J	ND<0.0060 J	ND<0.0054 J	ND<0.0057 J	ND<0.0058 J	ND<0.0051 J	ND<0.0056 J	ND<0.0051	ND<0.0056 J	ND<0.0061	ND<0.0057 J	ND<0.0053 J	ND<0.0058 J	ND<0.0057	ND<0.0062 J	ND<0.0058 J	ND<0.0055	ND<0.110	5.9	5.9	100
1,2,4-Trimethylbenzene	0.0077	0.075	ND<0.0055 J	ND<0.0060 J	ND<0.0054 J	ND<0.0057 J	ND<0.0058 J	ND<0.0051 J	ND<0.0056 J	ND<0.0051	ND<0.0056 J	0.0099	ND<0.0057 J	ND<0.0053 J	ND<0.0058 J	ND<0.0057	ND<0.0062 J	ND<0.0058 J	ND<0.0055	ND<0.110	3.6	3.6	52
sec-Butylbenzene	ND<0.0062	0.0087	ND<0.0055 J	ND<0.0060 J	ND<0.0054 J	ND<0.0057 J	ND<0.0058 J	ND<0.0051 J	ND<0.0056 J	ND<0.0051	ND<0.0056 J	ND<0.0061	ND<0.0057 J	ND<0.0053 J	ND<0.0058 J	ND<0.0057	ND<0.0062 J	ND<0.0058 J	ND<0.0055	ND<0.110	11	11	100
4-Isopropyltoluene	ND<0.0062	0.0084	ND<0.0055 J	ND<0.0060 J	ND<0.0054 J	ND<0.0057 J	ND<0.0058 J	ND<0.0051 J	ND<0.0056 J	ND<0.0051	ND<0.0056 J	0.013	ND<0.0057 J	ND<0.0053 J	ND<0.0058 J	ND<0.0057	ND<0.0062 J	ND<0.0058 J	ND<0.0055	ND<0.110	Not Listed	Not Listed	Not Listed
n-Butylbenzene	0.0023 J	0.0091	ND<0.0055 J	ND<0.0060 J	ND<0.0054 J	ND<0.0057 J	ND<0.0058 J	ND<0.0051 J	ND<0.0056 J	ND<0.0051	ND<0.0056 J	0.0047 J	ND<0.0057 J	ND<0.0053 J	ND<0.0058 J	ND<0.0057	ND<0.0062 J	ND<0.0058 J	ND<0.0055	ND<0.110	10	12	100
1,2-Dichlorobenzene	0.0022 J	0.0062	ND<0.0055 J	ND<0.0060 J	ND<0.0054 J	ND<0.0057 J	ND<0.0058 J	ND<0.0051 J	ND<0.0056 J	ND<0.0051	ND<0.0056 J	ND<0.0061	ND<0.0057 J	ND<0.0053 J	ND<0.0058 J	ND<0.0057	ND<0.0062 J	ND<0.0058 J	ND<0.0055	ND<0.110	1.1	1.1	100
Naphthalene	ND<0.0034	ND<0.0056	ND<0.0038	ND<0.0017	ND<0.0054 J	ND<0.0057 J	ND<0.0058 J	ND<0.0014	ND<0.0056 J	ND<0.0051 J	ND<0.0056 J	ND<0.012	ND<0.0057 J	ND<0.0053 J	ND<0.0058 J	ND<0.0027	ND<0.0062 J	ND<0.0058 J	ND<0.0055	ND<0.110	12	12	100
Total VOCs	0.0294 BJ	0.2351 BJ	0.0085 J	None Detected	None Detected	None Detected	0.0019 J	None Detected	None Detected	0.00901 J	0.025	0.361 J	0.0223 J	0.071 J	2.853 J	None Detected	None Detected	None Detected	None Detected	None Detected			
Total VOC TICs	0.686 NJ	4.060 NJ	0.333 NJ	None Detected	None Detected	None Detected	None Detected	None Detected	None Detected	None Detected	None Detected	0.455 NJ	None Detected	None Detected	1.880 NJ	0.118 NJ	None Detected	None Detected	None Detected	None Detected	*Not Available*	*Not Available*	*Not Available*
Total VOCs & VOC TICs	0.7154	4.2951	0.3415	None Detected	None Detected	None Detected	0.0019	None Detected	None Detected	0.00901	0.025	0.816	0.0223	0.071	4.733	0.1180	None Detected	None Detected	None Detected	None Detected			

Notes:
VOC analysis by United States Environmental Protection Agency (USEPA) Method SW846 8260B.
U - indicates that the compound was not detected above the reported laboratory method detection limit (MDL).
D - indicates all compounds identified in an anlaysis a the secondary dilution factor.
J – Indicates that the constituent was positively identified; but the associated numerical value is the approximate concentration of the constituent in the sample.
N - indicates presumptive evidence of a compound. This flag is used only for TICs, where the identification is based on the Mass Spectral library search. It is applied to all TIC results.
NA = Not Applicable or Not Available
PPB = Parts per Billion equivalent to micrograms per kilogram.
Highlighted type indicates that the constituent was detected at a concentration above the NYCRR Subpart 375-6 Remedial Program Soil Cleanup Objectives for the Protection of Public Health: Unrestricted Use
Bold type indicates a concentration above the NYCRR Subpart 375-6 Remedial Program Soil Cleanup Objectives for the Protection of Public Health: Restricted Residential Use.
Italicized type indicates a concentration above the NYCRR Subpart 375-6 Remedial Program Soil Cleanup Objectives for the Protection of Groundwater.
Indicates sample is a DUPLICATE of the sample preceeding this sample.
Indicates laboratory analysis completed by mobile laboratory (S2C2, Inc.)

Table 3a - Page 2 of 7
690 Saint Paul Street
NYSDEC Brownfield Cleanup Program Remedial Investigation
NYSDEC BCP ID No. C828159

Summary of Detected Volatile Organic Compounds in Soil Samples
Results in Milligrams per Kilogram (mg/Kg)

Sample ID	Soil Samples																		NYCRR Subpart 375-6 Remedial Program Soil Cleanup Objectives for the Protection of Groundwater	NYCRR Subpart 375-6 Remedial Program Soil Cleanup Objectives for the Protection of Public Health: Unrestricted Use	NYCRR Subpart 375-6 Remedial Program Soil Cleanup Objectives for the Protection of Public Health: Restricted Residential Use
	690-SB-25 (8.0'-10.7')-O	690-SB-26- (8.0'-11.3')-O	690-SB-27 (8.0'-10.5')-O	690-SB-27 (8.0'-10.5')-O	690-SB-28 (4.0'-8.0')-O	690-SB-29 (8.0'-10.4')-O	690-SB-30 (8.0'-10.7')-O	690-SB-30 (8.0'-10.7')-D	690-SB-31 (0.5'-1.5')-O	690-SB-32-(1.2'-2.0')-O	690-SB-33 (0.6'-1.6')-O	690-SB-34 (0.5'-1.4')-O	690-SB-35-(0.6'-3.9')-O	690-SB-36-(2.0'-3.8')-O	690-SB-37 (0.7'-1.9')-O	690-SB-38-(0.8'-4.0')-O	690-SB-39 (0.5'-1.0')-O	690-SB-40 (0.5'-2.0')-O	690-SB-41 (0.6'-2.3')-O			
Area of Concern	AOC #2	AOC #2	AOC #2	AOC #2	AOC #3	AOC #3	AOC #8	AOC #8	AOC #5	AOC #5	AOC #5	AOC #5	AOC #5	AOC #5	AOC #5	AOC #5	AOC #5	AOC #4	AOC #5			
Sample Collection Date	9/22/2010	6/24/2010	9/22/2010	9/22/2010	6/22/2010	9/24/2010	9/24/2010	9/24/2010	9/28/2010	6/23/2010	9/27/2010	9/28/2010	6/23/2010	6/23/2010	9/27/2010	6/23/2010	9/27/2010	9/27/2010	9/27/2010			
Volatile Organic Compounds																						
Chloromethane	ND<0.110	ND<0.040	ND<0.0048	ND<0.110	ND<0.0054	ND<0.0056	ND<0.0055	ND<0.0053	ND<0.0060	ND<0.0052	ND<0.0058	ND<0.0056	ND<0.0049	ND<0.0056	ND<0.0054	ND<0.0048	ND<0.0056	ND<0.0053	ND<0.0056	Not Listed	Not Listed	Not Listed
Vinyl chloride	ND<0.110	ND<0.040	ND<0.0048	ND<0.110	ND<0.0054	ND<0.0056	ND<0.0055	ND<0.0053	ND<0.0060	ND<0.0052	ND<0.0058	ND<0.0056	ND<0.0049	ND<0.0056 J	ND<0.0054	ND<0.0048	ND<0.0056	ND<0.0053	ND<0.0056	0.020	0.020	0.9
1,1-Dichloroethene	ND<0.110	ND<0.040 J	ND<0.0048	ND<0.110	ND<0.0054	ND<0.0056	ND<0.0055	ND<0.0053	ND<0.0060	ND<0.0052	ND<0.0058	ND<0.0056	ND<0.0049	ND<0.0056	ND<0.0054	ND<0.0048	ND<0.0056	ND<0.0053	ND<0.0056	0.33	0.33	100
Acetone	ND<2.900	ND<0.040 J	0.010	ND<0.110	0.0046 J	ND<0.0056	0.0046 J	0.0069	0.0085	0.021	ND<0.0058	0.034	0.0096	ND<0.0056	0.0033 J	0.0041 J	0.0031 J	ND<0.0053	ND<0.0056	0.50	0.50	100
Carbon disulfide	ND<0.110	ND<0.040	0.0038 B,J	ND<0.110	ND<0.0054	ND<0.0056	ND<0.0055	ND<0.0053	ND<0.0060	ND<0.0052	ND<0.0058	ND<0.0056	ND<0.0049	ND<0.0056	ND<0.0054	ND<0.0048	ND<0.0056	ND<0.0053	ND<0.0056	Not Listed	Not Listed	Not Listed
Methylene chloride	ND<0.110	ND<0.040	ND<0.0048	ND<0.110	ND<0.0054	ND<0.0056	ND<0.0055	ND<0.0053	ND<0.0060	ND<0.0052	ND<0.0058	0.015	ND<0.0049	ND<0.0056	ND<0.0054	ND<0.0048	ND<0.0056	ND<0.0053	ND<0.0056	0.50	0.50	100
trans-1,2-dichloroethene	ND<0.110	ND<0.040	ND<0.0048	ND<0.110	ND<0.0054	ND<0.0056	ND<0.0055	ND<0.0053	ND<0.0060	ND<0.0052	ND<0.0058	ND<0.0056	ND<0.0049	ND<0.0056	ND<0.0054	ND<0.0048	ND<0.0056	ND<0.0053	ND<0.0056	0.19	0.19	100
Methyl tert-butyl ether	ND<0.110	ND<0.040	ND<0.0048	ND<0.110	ND<0.0054	ND<0.0056	ND<0.0055	ND<0.0053	ND<0.0060	ND<0.0052	ND<0.0058	ND<0.0056	ND<0.0049	ND<0.0056	ND<0.0054	ND<0.0048	ND<0.0056	ND<0.0053	ND<0.0056	0.93	0.93	100
1,1-Dichloroethane	ND<0.110	ND<0.040	ND<0.0048	ND<0.110	ND<0.0054	ND<0.0056	ND<0.0055	ND<0.0053	ND<0.0060	ND<0.0052	ND<0.0058	ND<0.0056	ND<0.0049	ND<0.0056 J	ND<0.0054	ND<0.0048	ND<0.0056	ND<0.0053	ND<0.0056	0.27	0.27	26
2-Butanone	ND<2.900	ND<0.040	ND<0.0048	ND<0.110	ND<0.0054	ND<0.0056	ND<0.0055	ND<0.0053	ND<0.0060	ND<0.0052	ND<0.0058	ND<0.0056	ND<0.0049	ND<0.0056	ND<0.0054	ND<0.0048	ND<0.0056	ND<0.0053	ND<0.0056	0.12	0.12	100
cis-1,2-dichloroethene	ND<0.110	ND<0.040	ND<0.0048	ND<0.110	ND<0.0054	ND<0.0056	ND<0.0055	ND<0.0053	ND<0.0060	0.002 J	ND<0.0058	ND<0.0056	0.0018 J	0.0022 J	ND<0.0054	ND<0.0048	ND<0.0056	ND<0.0053	ND<0.0056	0.25	0.25	100
Chloroform	ND<0.110	ND<0.040	ND<0.0048	ND<0.110	ND<0.0054	ND<0.0056	ND<0.0055	ND<0.0053	ND<0.0060	ND<0.0052	ND<0.0058	ND<0.0056	ND<0.0049	ND<0.0056	ND<0.0054	ND<0.0048	ND<0.0056	ND<0.0053	ND<0.0056	0.37	0.37	49
1,2-Dichloroethane	ND<0.110	ND<0.040	ND<0.0048	ND<0.110	ND<0.0054	ND<0.0056	ND<0.0055	ND<0.0053	ND<0.0060	ND<0.0052	ND<0.0058	ND<0.0056	ND<0.0049	ND<0.0056	ND<0.0054	ND<0.0048	ND<0.0056	ND<0.0053	ND<0.0056	0.02	0.02	3.1
Benzene	ND<0.110	0.0091 J	ND<0.0048	ND<0.110	ND<0.0054	ND<0.0056	0.0024 J	ND<0.0053	ND<0.0060	ND<0.0052	ND<0.0058	ND<0.0056	ND<0.0049	ND<0.0056	ND<0.0054	ND<0.0048	ND<0.0056	ND<0.0053	ND<0.0056	0.06	0.06	4.8
Trichloroethene	ND<0.110	ND<0.040	ND<0.0048	ND<0.110	ND<0.0054	ND<0.0056	0.045	ND<0.0053	ND<0.0060	0.013	ND<0.0058	ND<0.0056	0.0096	0.0096	ND<0.0054	0.0033 J	ND<0.0056	ND<0.0053	ND<0.0056	0.47	0.47	21
Toluene	ND<0.110	0.530 J	0.0040 J	0.065 J	ND<0.0054	ND<0.0056	0.0033 J	ND<0.0053	ND<0.0060	ND<0.0052	ND<0.0058	ND<0.0056	ND<0.0049	ND<0.0056	ND<0.0054	ND<0.0048	ND<0.0056	ND<0.0053	ND<0.0056	0.7	0.7	100
1,1,2-Trichloroethane	ND<0.110	ND<0.040	ND<0.0048	ND<0.110	ND<0.0054	ND<0.0056	ND<0.0055	ND<0.0053	ND<0.0060	ND<0.0052	ND<0.0058	ND<0.0056	ND<0.0049	ND<0.0056	ND<0.0054	ND<0.0048	ND<0.0056	ND<0.0053	ND<0.0056	Not Listed	Not Listed	Not Listed
Tetrachloroethene	ND<0.110	ND<0.040	ND<0.0048	ND<0.110	ND<0.0054	ND<0.0056	ND<0.0055	ND<0.0053	0.0047 J	ND<0.0052	ND<0.0058	ND<0.0056	ND<0.0049	ND<0.0056	ND<0.0054	ND<0.0048	ND<0.0056	ND<0.0053	ND<0.0056	1.3	1.3	19
Ethylbenzene	ND<0.110	*7.1* D	0.0048	ND<0.110	ND<0.0054	ND<0.0056	ND<0.0055	ND<0.0053	ND<0.0060	ND<0.0052	ND<0.0058	ND<0.0056	ND<0.0049	ND<0.0056	ND<0.0054	ND<0.0048	ND<0.0056	ND<0.0053	ND<0.0056	1	1	41
m,p-Xylene	ND<0.110	22 D	0.017 J	ND<0.110	ND<0.0054	ND<0.0056	ND<0.0055	ND<0.0053	ND<0.0060	ND<0.0052	ND<0.0058	ND<0.0056	ND<0.0049	ND<0.0056	ND<0.0054	ND<0.0048	ND<0.0056	ND<0.0053	ND<0.0056	Not Listed	Not Listed	Not Listed
o-Xylene	ND<0.110	2.7 J	0.0022 J	ND<0.110	ND<0.0054	ND<0.0056	ND<0.0055	ND<0.0053	ND<0.0060	ND<0.0052	ND<0.0058	ND<0.0056	ND<0.0049	ND<0.0056	ND<0.0054	ND<0.0048	ND<0.0056	ND<0.0053	ND<0.0056	Not Listed	Not Listed	Not Listed
Xylene (total)	ND<0.230	*24 D*	0.020	ND<0.110	0.0014 J	ND<0.0056	ND<0.0055	ND<0.0053	ND<0.0060	0.0012 J	ND<0.0058	ND<0.0056	ND<0.0049	ND<0.0056	ND<0.0054	ND<0.0048	ND<0.0056	ND<0.0053	ND<0.0056	1.6	0.26	100
Isopropylbenzene	ND<0.110	1.8 J	0.0030 J	ND<0.110	ND<0.0054	ND<0.0056	ND<0.0055	ND<0.0053	ND<0.0060	ND<0.0052	ND<0.0058	ND<0.0056	ND<0.0049	ND<0.0056	ND<0.0054	ND<0.0048	ND<0.0056	ND<0.0053	ND<0.0056	Not Listed	Not Listed	2.3
n-Propylbenzene	ND<0.110	2.5 J	0.0033 J	ND<0.110	ND<0.0054	ND<0.0056	ND<0.0055	ND<0.0053	ND<0.0060	ND<0.0052	ND<0.0058	ND<0.0056	ND<0.0049	ND<0.0056	ND<0.0054	ND<0.0048	ND<0.0056	ND<0.0053	ND<0.0056	3.9	3.9	100
1,3,5-Trimethylbenzene	ND<0.110	*11 D*	0.0050	ND<0.110	ND<0.0054	ND<0.0056	ND<0.0055	ND<0.0053	ND<0.0060	ND<0.0052	ND<0.0058	ND<0.0056	ND<0.0049	ND<0.0056	ND<0.0054	ND<0.0048	ND<0.0056	ND<0.0053	ND<0.0056	8.4	8.4	52
tert-Butylbenzene	ND<0.110	0.054 J	ND<0.0048	ND<0.110	ND<0.0054	ND<0.0056	ND<0.0055	ND<0.0053	ND<0.0060	ND<0.0052	ND<0.0058	ND<0.0056	ND<0.0049	ND<0.0056	ND<0.0054	ND<0.0048	ND<0.0056	ND<0.0053	ND<0.0056	5.9	5.9	100
1,2,4-Trimethylbenzene	ND<0.110	*21 D*	0.013	ND<0.110	ND<0.0054	ND<0.0056	ND<0.0055	ND<0.0053	ND<0.0060	ND<0.0052	ND<0.0058	ND<0.0056	ND<0.0049	ND<0.0056	ND<0.0054	ND<0.0048	ND<0.0056	ND<0.0053	ND<0.0056	3.6	3.6	52
sec-Butylbenzene	ND<0.110	0.39 J	ND<0.0048	ND<0.110	ND<0.0054	ND<0.0056	ND<0.0055	ND<0.0053	ND<0.0060	ND<0.0052	ND<0.0058	ND<0.0056	ND<0.0049	ND<0.0056	ND<0.0054	ND<0.0048	ND<0.0056	ND<0.0053	ND<0.0056	11	11	100
4-Isopropyltoluene	ND<0.110	0.96 J	ND<0.0048	ND<0.110	ND<0.0054	ND<0.0056	ND<0.0055	ND<0.0053	ND<0.0060	ND<0.0052	ND<0.0058	ND<0.0056	ND<0.0049	ND<0.0056	ND<0.0054	ND<0.0048	ND<0.0056	ND<0.0053	ND<0.0056	Not Listed	Not Listed	Not Listed
n-Butylbenzene	ND<0.110	0.9 J	ND<0.0048	ND<0.110	ND<0.0054	ND<0.0056	ND<0.0055	ND<0.0053	ND<0.0060	ND<0.0052	ND<0.0058	ND<0.0056	ND<0.0049	ND<0.0056	ND<0.0054	ND<0.0048	ND<0.0056	ND<0.0053	ND<0.0056	10	12	100
1,2-Dichlorobenzene	ND<0.110	ND<0.040 J	ND<0.0048	ND<0.110	ND<0.0054	ND<0.0056	ND<0.0055	ND<0.0053	ND<0.0060	ND<0.0052	ND<0.0058	ND<0.0056	ND<0.0049	ND<0.0056	ND<0.0054	ND<0.0048	ND<0.0056	ND<0.0053	ND<0.0056	1.1	1.1	100
Naphthalene	ND<0.110	0.93 J	ND<0.0048	ND<0.110	ND<0.0054	ND<0.0056	ND<0.0055	ND<0.0053	ND<0.0060	ND<0.0052	ND<0.0058	ND<0.0056	ND<0.0049	ND<0.0056	ND<0.0054	ND<0.0048	ND<0.0056	ND<0.0053	ND<0.0056	12	12	100
Total VOCs	None Detected	95.873 J	0.0861 B,J	0.065 J	0.0060 J	None Detected	0.0553 J	0.0069	0.0132 J	0.0372 J	None Detected	0.049	0.0210 J	0.0118 J	0.0033 J	0.0074 J	0.0031 J	None Detected	None Detected			
Total VOC TICs	None Detected	204 NJ	0.7580 N,J	Not Analyzed	None Detected	0.008 N,J	None Detected	0.0055 J	None Detected	None Detected	None Detected	None Detected	None Detected	None Detected	None Detected	None Detected	None Detected	None Detected	None Detected	*Not Available*	*Not Available*	*Not Available*
Total VOCs & VOC TICs	None Detected	299.873	0.8441	0.065	0.006	0.008	0.0553	0.0124	0.0132	0.0372	None Detected	0.049	0.0210	0.0118	0.0033	0.0074	0.0031	None Detected	None Detected			

Notes:
VOC analysis by United States Environmental Protection Agency (USEPA) Method SW846 8260B.
U - indicates that the compound was not detected above the reported laboratory method detection limit (MDL).
D - indicates all compounds identified in an anlaysis a the secondary dilution factor.
J – Indicates that the constituent was positively identified; but the associated numerical value is the approximate concentration of the constituent in the sample.
N - indicates presumptive evidence of a compound. This flag is used only for TICs, where the identification is based on the Mass Spectral library search. It is applied to all TIC results.
NA = Not Applicable or Not Available
PPB = Parts per Billion equivalent to micrograms per kilogram.
Highlighted type indicates that the constituent was detected at a concentration above the NYCRR Subpart 375-6 Remedial Program Soil Cleanup Objectives for the Protection of Public Health: Unrestricted Use
Bold type indicates a concentration above the NYCRR Subpart 375-6 Remedial Program Soil Cleanup Objectives for the Protection of Public Health: Restricted Residential Use.
Italicized type indicates a concentration above the NYCRR Subpart 375-6 Remedial Program Soil Cleanup Objectives for the Protection of Groundwater.
Indicates sample is a DUPLICATE of the sample preceeding this sample.
Indicates laboratory analysis completed by mobile laboratory (S2C2, Inc.)

Table 3a - Page 3 of 7
690 Saint Paul Street
NYSDEC Brownfield Cleanup Program Remedial Investigation
NYSDEC BCP ID No. C828159

Summary of Detected Volatile Organic Compounds in Soil Samples
Results in Milligrams per Kilogram (mg/Kg)

Sample ID	Soil Samples																	NYCRR Subpart 375-6 Remedial Program Soil Cleanup Objectives for the Protection of Groundwater	NYCRR Subpart 375-6 Remedial Program Soil Cleanup Objectives for the Protection of Public Health: Unrestricted Use	NYCRR Subpart 375-6 Remedial Program Soil Cleanup Objectives for the Protection of Public Health: Restricted Residential Use
	690-SB-42-(1.0'-4.0')-O	690-SB-42-(1.0'-4.0')-D	690-SB-43 (0.6'-3.5')-O	690-SB-44-(0.8'-3.5')-O	690-SB-45-(0.8'-3.0')-O	690-SB-46-(0.8'-3.2')-O	690-SB-47-(0.8'-3.7')-O	690-SB-48 (0.6'-3.4')-O	690-SB-49 (0.6'-1.3')-O	690-SB-50 (0.6'-3.5')-O	690-SB-51-(0.9'-2.5')-O	690-SB-52-(0.9'-4.0')-O	690-SB-53-(0.8'-4.0')-O	690-SB-54 (0.6'-3.4')-O	690-SB-55 (0.6'-1.4')-O	690-SB-56 (3.0'-4.0')-O	690-SB-57 (0.4'-1.0')-O	690-SB-58 (4.0'-7.3')-O			
Area of Concern	AOC #5	AOC #5	AOC #4	AOC #5	AOC #5	AOC #5	AOC #5	AOC #5	AOC #5	AOC #5	AOC #5	AOC #5	AOC #5	AOC #5	AOC #5	AOC #5	AOC #5	AOC #5			
Sample Collection Date	6/23/2010	6/23/2010	9/28/2010	6/23/2010	6/23/2010	6/23/2010	6/23/2010	9/27/2010	9/28/2010	9/27/2010	6/23/2010	6/23/2010	6/23/2010	9/28/2010	9/28/2010	6/22/2010	9/23/2010	9/22/2010			
Volatile Organic Compounds																					
Chloromethane	ND<0.0055	ND<0.0050	ND<0.0055	ND<0.0050	ND<0.0053	ND<0.0052	ND<0.0057	ND<0.0052	ND<0.0062	ND<0.0058	ND<0.0054	ND<0.0050	ND<0.0059	ND<0.0060	ND<0.0060	ND<0.0050	ND<0.0054	ND<0.0053	Not Listed	Not Listed	Not Listed
Vinyl chloride	ND<0.0055 J	ND<0.0050	ND<0.0055	ND<0.0050	ND<0.0053 J	ND<0.0052 J	ND<0.0057 J	ND<0.0052	ND<0.0062	ND<0.0058	ND<0.0054 J	ND<0.0050 J	ND<0.0059 J	ND<0.0060	ND<0.0060	ND<0.0050	ND<0.0054	ND<0.0053	0.020	0.020	0.9
1,1-Dichloroethene	ND<0.0055	ND<0.0050	ND<0.0055	ND<0.0050	ND<0.0053	ND<0.0052	ND<0.0057	ND<0.0052	ND<0.0062	ND<0.0058	ND<0.0054	ND<0.0050	ND<0.0059	ND<0.0060	ND<0.0060	ND<0.0050	ND<0.0054	ND<0.0053	0.33	0.33	100
Acetone	ND<0.0055	ND<0.0050	ND<0.0055	0.0066	0.0047 J	ND<0.0052	ND<0.0057	ND<0.0052	*0.077*	ND<0.0058	ND<0.0054	ND<0.0050	*0.420 D*	ND<0.0060	ND<0.0060	ND<0.0050	ND<0.0054	ND<0.0053	0.50	0.50	100
Carbon disulfide	ND<0.0055	ND<0.0050	ND<0.0055	ND<0.0050	ND<0.0053	ND<0.0052	ND<0.0057	ND<0.0052	ND<0.0062	ND<0.0058	ND<0.0054	ND<0.0050	0.0012 J	ND<0.0060	ND<0.0060	0.0012 J	ND<0.0054	ND<0.0053	Not Listed	Not Listed	Not Listed
Methylene chloride	ND<0.0055	ND<0.0050	ND<0.0055	ND<0.0050	ND<0.0053	ND<0.0052	ND<0.0057	ND<0.0052	0.029	ND<0.0058	ND<0.0054	ND<0.0050	ND<0.0059	ND<0.0060	ND<0.0060	ND<0.0050	ND<0.0054	ND<0.0053	0.50	0.50	100
trans-1,2-dichloroethene	ND<0.0055	ND<0.0050	ND<0.0055	ND<0.0050	ND<0.0053	ND<0.0052	ND<0.0057	ND<0.0052	ND<0.0062	ND<0.0058	ND<0.0054	ND<0.0050	ND<0.0059	ND<0.0060	ND<0.0060	ND<0.0050	ND<0.0054	ND<0.0053	0.19	0.19	100
Methyl tert-butyl ether	ND<0.0055	ND<0.0050	ND<0.0055	ND<0.0050	ND<0.0053	ND<0.0052	ND<0.0057	ND<0.0052	ND<0.0062	ND<0.0058	ND<0.0054	ND<0.0050	ND<0.0059	ND<0.0060	ND<0.0060	ND<0.0050	ND<0.0054	ND<0.0053	0.93	0.93	100
1,1-Dichloroethane	ND<0.0055 J	ND<0.0050	ND<0.0055	ND<0.0050	ND<0.0053 J	ND<0.0052 J	ND<0.0057 J	ND<0.0052	ND<0.0062	ND<0.0058	ND<0.0054 J	ND<0.0050 J	ND<0.0059 J	ND<0.0060	ND<0.0060	ND<0.0050	ND<0.0054	ND<0.0053	0.27	0.27	26
2-Butanone	ND<0.0055	ND<0.0050	ND<0.0055	ND<0.0050	ND<0.0053	ND<0.0052	ND<0.0057	ND<0.0052	ND<0.0062	ND<0.0058	ND<0.0054	ND<0.0050	0.0094	ND<0.0060	ND<0.0060	ND<0.0050	ND<0.0054	ND<0.0053	0.12	0.12	100
cis-1,2-dichloroethene	0.0020 J	ND<0.0050	ND<0.0055	ND<0.0050	0.0020 J	ND<0.0052	ND<0.0057	ND<0.0052	ND<0.0062	ND<0.0058	ND<0.0054	0.0016 J	ND<0.0059	ND<0.0060	ND<0.0060	0.0037 J	ND<0.0054	0.019	0.25	0.25	100
Chloroform	ND<0.0055	ND<0.0050	ND<0.0055	ND<0.0050	ND<0.0053	ND<0.0052	ND<0.0057	ND<0.0052	ND<0.0062	ND<0.0058	ND<0.0054	ND<0.0050	ND<0.0059	ND<0.0060	ND<0.0060	ND<0.0050	ND<0.0054	ND<0.0053	0.37	0.37	49
1,2-Dichloroethane	ND<0.0055	ND<0.0050	ND<0.0055	ND<0.0050	ND<0.0053	ND<0.0052	ND<0.0057	ND<0.0052	ND<0.0062	ND<0.0058	ND<0.0054	ND<0.0050	ND<0.0059	ND<0.0060	ND<0.0060	ND<0.0050	ND<0.0054	ND<0.0053	0.02	0.02	3.1
Benzene	ND<0.0055	ND<0.0050	ND<0.0055	ND<0.0050	ND<0.0053	ND<0.0052	ND<0.0057	ND<0.0052	ND<0.0062	ND<0.0058	ND<0.0054	ND<0.0050	ND<0.0059	ND<0.0060	ND<0.0060	ND<0.0050	ND<0.0054	ND<0.0053	0.06	0.06	4.8
Trichloroethene	0.0071	0.0062	ND<0.0055	ND<0.0050	0.0057	0.0029 J	0.0024 J	ND<0.0052	ND<0.0062	0.013	0.0042 J	0.0063	0.0044 J	ND<0.0060	ND<0.0060	0.0072	ND<0.0054	0.110	0.47	0.47	21
Toluene	ND<0.0055	ND<0.0050	ND<0.0055	ND<0.0050	ND<0.0053	ND<0.0052	ND<0.0057	ND<0.0052	ND<0.0062	ND<0.0058	ND<0.0054	ND<0.0050	0.0045 J	ND<0.0060	ND<0.0060	ND<0.0050	ND<0.0054	ND<0.0053	0.7	0.7	100
1,1,2-Trichloroethane	ND<0.0055	ND<0.0050	ND<0.0055	ND<0.0050	ND<0.0053	ND<0.0052	ND<0.0057	ND<0.0052	ND<0.0062	ND<0.0058	ND<0.0054	ND<0.0050	ND<0.0059	ND<0.0060	ND<0.0060	ND<0.0050	ND<0.0054	ND<0.0053	Not Listed	Not Listed	Not Listed
Tetrachloroethene	ND<0.0055	ND<0.0050	ND<0.0055	ND<0.0050	ND<0.0053	ND<0.0052	ND<0.0057	ND<0.0052	ND<0.0062	ND<0.0058	ND<0.0054	ND<0.0050	ND<0.0059	ND<0.0060	ND<0.0060	ND<0.0050	ND<0.0054	ND<0.0053	1.3	1.3	19
Ethylbenzene	ND<0.0055	ND<0.0050	ND<0.0055	ND<0.0050	ND<0.0053	ND<0.0052	ND<0.0057	ND<0.0052	ND<0.0062	ND<0.0058	ND<0.0054	ND<0.0050	0.013	ND<0.0060	ND<0.0060	ND<0.0050	ND<0.0054	ND<0.0053	1	1	41
m,p-Xylene	ND<0.0055	ND<0.0050	ND<0.0055	ND<0.0050	ND<0.0053	ND<0.0052	ND<0.0057	ND<0.0052	ND<0.0062	ND<0.0058	ND<0.0054	ND<0.0050	0.100	ND<0.0060	ND<0.0060	ND<0.0050	ND<0.0054	ND<0.0053	Not Listed	Not Listed	Not Listed
o-Xylene	ND<0.0055	ND<0.0050	ND<0.0055	ND<0.0050	ND<0.0053	ND<0.0052	ND<0.0057	ND<0.0052	ND<0.0062	ND<0.0058	ND<0.0054	ND<0.0050	0.081	ND<0.0060	ND<0.0060	ND<0.0050	ND<0.0054	ND<0.0053	Not Listed	Not Listed	Not Listed
Xylene (total)	ND<0.0055	ND<0.0050	ND<0.0055	ND<0.0050	ND<0.0053	ND<0.0052	ND<0.0057	ND<0.0052	ND<0.0062	ND<0.0058	ND<0.0054	ND<0.0050	0.180	ND<0.0060	ND<0.0060	ND<0.0050	ND<0.0054	ND<0.0053	1.6	0.26	100
Isopropylbenzene	ND<0.0055	ND<0.0050	ND<0.0055	ND<0.0050	ND<0.0053	ND<0.0052	ND<0.0057	ND<0.0052	ND<0.0062	ND<0.0058	ND<0.0054	ND<0.0050	ND<0.0059	ND<0.0060	ND<0.0060	ND<0.0050	ND<0.0054	ND<0.0053	Not Listed	Not Listed	2.3
n-Propylbenzene	ND<0.0055	ND<0.0050	ND<0.0055	ND<0.0050	ND<0.0053	ND<0.0052	ND<0.0057	ND<0.0052	ND<0.0062	ND<0.0058	ND<0.0054	ND<0.0050	0.0038 J	ND<0.0060	ND<0.0060	ND<0.0050	ND<0.0054	ND<0.0053	3.9	3.9	100
1,3,5-Trimethylbenzene	ND<0.0055	ND<0.0050	ND<0.0055	ND<0.0050	ND<0.0053	ND<0.0052	ND<0.0057	ND<0.0052	ND<0.0062	ND<0.0058	ND<0.0054	ND<0.0050	0.050	ND<0.0060	ND<0.0060	ND<0.0050	ND<0.0054	ND<0.0053	8.4	8.4	52
tert-Butylbenzene	ND<0.0055	ND<0.0050	ND<0.0055	ND<0.0050	ND<0.0053	ND<0.0052	ND<0.0057	ND<0.0052	ND<0.0062	ND<0.0058	ND<0.0054	ND<0.0050	ND<0.0059	ND<0.0060	ND<0.0060	ND<0.0050	ND<0.0054	ND<0.0053	5.9	5.9	100
1,2,4-Trimethylbenzene	ND<0.0055	ND<0.0050	ND<0.0055	ND<0.0050	ND<0.0053	ND<0.0052	ND<0.0057	ND<0.0052	ND<0.0062	ND<0.0058	ND<0.0054	ND<0.0050	0.065	ND<0.0060	ND<0.0060	ND<0.0050	ND<0.0054	ND<0.0053	3.6	3.6	52
sec-Butylbenzene	ND<0.0055	ND<0.0050	ND<0.0055	ND<0.0050	ND<0.0053	ND<0.0052	ND<0.0057	ND<0.0052	ND<0.0062	ND<0.0058	ND<0.0054	ND<0.0050	0.0042 J	ND<0.0060	ND<0.0060	ND<0.0050	ND<0.0054	ND<0.0053	11	11	100
4-Isopropyltoluene	ND<0.0055	ND<0.0050	ND<0.0055	ND<0.0050	ND<0.0053	ND<0.0052	ND<0.0057	ND<0.0052	ND<0.0062	ND<0.0058	ND<0.0054	ND<0.0050	0.0076	ND<0.0060	ND<0.0060	ND<0.0050	ND<0.0054	ND<0.0053	Not Listed	Not Listed	Not Listed
n-Butylbenzene	ND<0.0055	ND<0.0050	ND<0.0055	ND<0.0050	ND<0.0053	ND<0.0052	ND<0.0057	ND<0.0052	ND<0.0062	ND<0.0058	ND<0.0054	ND<0.0050	0.012	ND<0.0060	ND<0.0060	ND<0.0050	ND<0.0054	ND<0.0053	10	12	100
1,2-Dichlorobenzene	ND<0.0055	ND<0.0050	ND<0.0055	ND<0.0050	ND<0.0053	ND<0.0052	0.0013 J	ND<0.0052	ND<0.0062	ND<0.0058	ND<0.0054	ND<0.0050	ND<0.0059	ND<0.0060	ND<0.0060	ND<0.0050	ND<0.0054	ND<0.0053	1.1	1.1	100
Naphthalene	ND<0.0055	ND<0.0050	ND<0.0055	ND<0.0050	ND<0.0053	ND<0.0052	ND<0.0057	ND<0.0052	ND<0.0062	ND<0.0058	ND<0.0054	ND<0.0050	0.003 J	ND<0.0060	ND<0.0060	ND<0.0050	ND<0.0054	ND<0.0053	12	12	100
Total VOCs	0.0091 J	0.0062	None Detected	0.0066	0.0124 J	0.0029 J	0.0037 J	None Detected	0.106	0.013	0.0042 J	0.0079 J	0.959 J	None Detected	None Detected	0.0121 J	None Detected	0.129			
Total VOC TICs	None Detected	None Detected	None Detected	None Detected	None Detected	None Detected	None Detected	None Detected	None Detected	None Detected	None Detected	None Detected	2.820 NJ	None Detected	None Detected	None Detected	7.5 N,J	None Detected	*Not Available*	*Not Available*	*Not Available*
Total VOCs & VOC TICs	0.0091	0.0062	None Detected	0.0066	0.0124	0.0029	0.0037	None Detected	0.106	0.013	0.0042	0.0079	3.779	None Detected	None Detected	0.0121	7.5	0.129			

Notes:
VOC analysis by United States Environmental Protection Agency (USEPA) Method SW846 8260B.
U - indicates that the compound was not detected above the reported laboratory method detection limit (MDL).
D - indicates all compounds identified in an anlaysis a the secondary dilution factor.
J – Indicates that the constituent was positively identified; but the associated numerical value is the approximate concentration of the constituent in the sample.
N - indicates presumptive evidence of a compound. This flag is used only for TICs, where the identification is based on the Mass Spectral library search. It is applied to all TIC results.
NA = Not Applicable or Not Available
PPB = Parts per Billion equivalent to micrograms per kilogram.
Highlighted type indicates that the constituent was detected at a concentration above the NYCRR Subpart 375-6 Remedial Program Soil Cleanup Objectives for the Protection of Public Health: Unrestricted Use
Bold type indicates a concentration above the NYCRR Subpart 375-6 Remedial Program Soil Cleanup Objectives for the Protection of Public Health: Restricted Residential Use.
Italicized type indicates a concentration above the NYCRR Subpart 375-6 Remedial Program Soil Cleanup Objectives for the Protection of Groundwater.
Indicates sample is a DUPLICATE of the sample preceeding this sample.
Indicates laboratory analysis completed by mobile laboratory (S2C2, Inc.)

Table 3a - Page 4 of 7
690 Saint Paul Street
NYSDEC Brownfield Cleanup Program Remedial Investigation
NYSDEC BCP ID No. C828159

Summary of Detected Volatile Organic Compounds in Soil Samples
Results in Milligrams per Kilogram (mg/Kg)

Sample ID	Soil Samples																				NYCRR Subpart 375-6 Remedial Program Soil Cleanup Objectives for the Protection of Groundwater	NYCRR Subpart 375-6 Remedial Program Soil Cleanup Objectives for the Protection of Public Health: Unrestricted Use	NYCRR Subpart 375-6 Remedial Program Soil Cleanup Objectives for the Protection of Public Health: Restricted Residential Use
	690-SB-59 (0.4'-4.0')-O	690-SB-60 (2.5'-4.0')-O	690-SB-61 (6.3'-8.0')-O	690-SB-62 (6.2'-7.8')-O	690-SB-63 (4.0'-6.3')-O	690-SB-63 (4.0'-6.3')-D	690-SB-64 (6.5'-8.0')-O	690-SB-65 (4.0'-5.5')-O	690-SB-65 (4.0'-5.5')-D	690-SB-66 (4.0'-5.2')-O	690-SB-67 (8.0'-12.0')-O	690-SB-68 (9.5'-10.8')-O	690-SB-69 (6.0'-8.0')-O	690-SB-70 (8.0'-11.5')-O	690-SB-71 (8.0'-11.3')	690-SB-71 (8.0'-11.3')	690-SB-72 (9.0'-11.0')-O	690-SB-73 (0.4'-4.0')-O	690-SB-74 (6.5'-7.0')-O	690-SB-75 (6.5'-7.0')-O			
Area of Concern	AOC #5	AOC #5	AOC #5	AOC #5	AOC #5	AOC #5	AOC #5	AOC #5	AOC #5	AOC #5	AOC #6	AOC #6	AOC #2	AOC #6	AOC #8	AOC #8	AOC #8	AOC #6B	AOC #6	AOC #6			
Sample Collection Date	9/23/2010	9/23/2010	9/24/2010	9/24/2010	9/23/2010	9/23/2010	6/24/2010	6/24/2010	6/24/2010	6/24/2010	6/22/2010	9/24/2010	9/24/2010	6/22/2010	9/23/2010	9/23/2010	6/22/2010	9/23/2010	9/24/2010	9/27/2010			
Volatile Organic Compounds																							
Chloromethane	ND<0.0056	ND<0.0053	ND<0.0053	ND<0.0054	ND<0.0050	ND<0.0054	ND<0.0049	ND<0.0056	ND<0.0058	ND<0.0055	0.0012 J	ND<0.0059	ND<0.0053	0.0015 J	ND<0.0057	ND<0.110	0.0011 J	ND<0.0054	ND<0.0058	ND<0.0057	Not Listed	Not Listed	Not Listed
Vinyl chloride	ND<0.0056	ND<0.0053	ND<0.0053	ND<0.0054	ND<0.0050	ND<0.0054	ND<0.0049	ND<0.0056	ND<0.0058	ND<0.0055	ND<0.0052	ND<0.0059	ND<0.0053	ND<0.0051	ND<0.0057	ND<0.110	ND<0.0053	ND<0.0054	ND<0.0058	ND<0.0057	0.020	0.020	0.9
1,1-Dichloroethene	ND<0.0056	ND<0.0053	ND<0.0053	ND<0.0054	ND<0.0050	ND<0.0054	ND<0.0049 J	ND<0.0056 J	ND<0.0058 J	ND<0.0055 J	ND<0.0052	ND<0.0059	ND<0.0053	ND<0.0051	ND<0.0057	ND<0.110	ND<0.0053	ND<0.0054	ND<0.0058	ND<0.0057	0.33	0.33	100
Acetone	ND<0.0056	0.0024 J	0.0053	0.0031 J	0.0021 J	ND<0.0054	ND<0.0049 J	ND<0.0056 J	ND<0.0058	0.0043 J	0.0050 J	0.041	ND<0.0053	ND<0.0051	0.0061	ND<2.700	0.0042 J	ND<0.0054	ND<0.0058	0.0037 J	0.50	0.50	100
Carbon disulfide	ND<0.0056	ND<0.0053	ND<0.0053	ND<0.0054	ND<0.0050	ND<0.0054	ND<0.0049	ND<0.0056	ND<0.0058	ND<0.0055	ND<0.0052	0.0034 J	ND<0.0053	ND<0.0051	ND<0.0057	ND<0.110	ND<0.0053	ND<0.0054	ND<0.0058	ND<0.0057	Not Listed	Not Listed	Not Listed
Methylene chloride	ND<0.0056	ND<0.0053	ND<0.0053	ND<0.0054	ND<0.0050	ND<0.0054	ND<0.0049	ND<0.0056	ND<0.0058	ND<0.0055	ND<0.0052	ND<0.0059	ND<0.0053	ND<0.0051	ND<0.0057	ND<0.110	ND<0.0053	ND<0.0054	ND<0.0058	ND<0.0057	0.50	0.50	100
trans-1,2-dichloroethene	ND<0.0056	ND<0.0053	ND<0.0053	ND<0.0054	ND<0.0050	ND<0.0054	ND<0.0049	ND<0.0056	ND<0.0058	ND<0.0055	ND<0.0052	ND<0.0059	ND<0.0053	ND<0.0051	ND<0.0057	ND<0.110	ND<0.0053	ND<0.0054	ND<0.0058	ND<0.0057	0.19	0.19	100
Methyl tert-butyl ether	ND<0.0056	ND<0.0053	ND<0.0053	ND<0.0054	ND<0.0050	ND<0.0054	ND<0.0049	ND<0.0056	ND<0.0058	ND<0.0055	ND<0.0052	ND<0.0059	ND<0.0053	ND<0.0051	ND<0.0057	ND<0.110	ND<0.0053	ND<0.0054	ND<0.0058	ND<0.0057	0.93	0.93	100
1,1-Dichloroethane	ND<0.0056	ND<0.0053	ND<0.0053	ND<0.0054	ND<0.0050	ND<0.0054	ND<0.0049	ND<0.0056	ND<0.0058	ND<0.0055	ND<0.0052	ND<0.0059	ND<0.0053	ND<0.0051	ND<0.0057	ND<0.110	ND<0.0053	ND<0.0054	ND<0.0058	ND<0.0057	0.27	0.27	26
2-Butanone	ND<0.0056	ND<0.0053	ND<0.0053	ND<0.0054	ND<0.0050	ND<0.0054	ND<0.0049	ND<0.0056	ND<0.0058	ND<0.0055	ND<0.0052	ND<0.0059	ND<0.0053	ND<0.0051	ND<0.0057	ND<2.700	ND<0.0053	ND<0.0054	ND<0.0058	ND<0.0057	0.12	0.12	100
cis-1,2-dichloroethene	ND<0.0056	ND<0.0053	ND<0.0053	0.0051 J	ND<0.0050	ND<0.0054	ND<0.0049	ND<0.0056	ND<0.0058	ND<0.0055	ND<0.0052	ND<0.0059	ND<0.0053	ND<0.0051	ND<0.0057	ND<0.110	ND<0.0053	ND<0.0054	ND<0.0058	ND<0.0057	0.25	0.25	100
Chloroform	ND<0.0056	ND<0.0053	ND<0.0053	ND<0.0054	ND<0.0050	ND<0.0054	ND<0.0049	ND<0.0056	ND<0.0058	ND<0.0055	ND<0.0052	ND<0.0059	ND<0.0053	ND<0.0051	ND<0.0057	ND<0.110	ND<0.0053	ND<0.0054	ND<0.0058	ND<0.0057	0.37	0.37	49
1,2-Dichloroethane	ND<0.0056	ND<0.0053	ND<0.0053	ND<0.0054	ND<0.0050	ND<0.0054	ND<0.0049	ND<0.0056	ND<0.0058	ND<0.0055	ND<0.0052	ND<0.0059	ND<0.0053	ND<0.0051	ND<0.0057	ND<0.110	ND<0.0053	ND<0.0054	ND<0.0058	ND<0.0057	0.02	0.02	3.1
Benzene	ND<0.0056	ND<0.0053	ND<0.0053	ND<0.0054	ND<0.0050	ND<0.0054	ND<0.0049	ND<0.0056	ND<0.0058	ND<0.0055	ND<0.0052	ND<0.0059	ND<0.0053	ND<0.0051	ND<0.0057	ND<0.110	ND<0.0053	ND<0.0054	ND<0.0058	ND<0.0057	0.06	0.06	4.8
Trichloroethene	ND<0.0056	ND<0.0053	0.0026 J	0.049	ND<0.0050	ND<0.0054	0.011	ND<0.0056	ND<0.0058	ND<0.0055	ND<0.0052	ND<0.0059	ND<0.0053	0.0015 J	0.013	*0.500*	0.051	ND<0.0054	ND<0.0058	ND<0.0057	0.47	0.47	21
Toluene	ND<0.0056	ND<0.0053	ND<0.0053	ND<0.0054	ND<0.0050	ND<0.0054	ND<0.0049	ND<0.0056	ND<0.0058	ND<0.0055	ND<0.0052	ND<0.0059	ND<0.0053	ND<0.0051	ND<0.0057	ND<0.110	ND<0.0053	ND<0.0054	ND<0.0058	ND<0.0057	0.7	0.7	100
1,1,2-Trichloroethane	ND<0.0056	ND<0.0053	ND<0.0053	ND<0.0054	ND<0.0050	ND<0.0054	ND<0.0049	ND<0.0056	ND<0.0058	ND<0.0055	ND<0.0052	ND<0.0059	ND<0.0053	ND<0.0051	ND<0.0057	ND<0.110	ND<0.0053	ND<0.0054	ND<0.0058	ND<0.0057	Not Listed	Not Listed	Not Listed
Tetrachloroethene	ND<0.0056	ND<0.0053	ND<0.0053	ND<0.0054	ND<0.0050	ND<0.0054	ND<0.0049	ND<0.0056	ND<0.0058	ND<0.0055	ND<0.0052	ND<0.0059	ND<0.0053	ND<0.0051	ND<0.0057	ND<0.110	ND<0.0053	ND<0.0054	ND<0.0058	ND<0.0057	1.3	1.3	19
Ethylbenzene	ND<0.0056	ND<0.0053	ND<0.0053	ND<0.0054	ND<0.0050	ND<0.0054	ND<0.0049	ND<0.0056	ND<0.0058	ND<0.0055	ND<0.0052	0.0044 J	ND<0.0053	ND<0.0051	ND<0.0057	ND<0.110	ND<0.0053	ND<0.0054	ND<0.0058	ND<0.0057	1	1	41
m,p-Xylene	ND<0.0056	ND<0.0053	ND<0.0053	ND<0.0054	ND<0.0050	ND<0.0054	ND<0.0049	ND<0.0056	ND<0.0058	ND<0.0055	ND<0.0052	0.033	ND<0.0053	ND<0.0051	ND<0.0057	ND<0.220	ND<0.0053	ND<0.0054	ND<0.0058	ND<0.0057	Not Listed	Not Listed	Not Listed
o-Xylene	ND<0.0056	ND<0.0053	ND<0.0053	ND<0.0054	ND<0.0050	ND<0.0054	ND<0.0049	ND<0.0056	ND<0.0058	ND<0.0055	ND<0.0052	0.0035 J	ND<0.0053	ND<0.0051	ND<0.0057	ND<0.110	ND<0.0053	ND<0.0054	ND<0.0058	ND<0.0057	Not Listed	Not Listed	Not Listed
Xylene (total)	ND<0.0056	ND<0.0053	ND<0.0053	ND<0.0054	ND<0.0050	ND<0.0054	ND<0.0049	ND<0.0056	ND<0.0058	ND<0.0055	ND<0.0052	0.037	ND<0.0053	ND<0.0051	ND<0.0057	ND<0.220	ND<0.0053	ND<0.0054	ND<0.0058	ND<0.0057	1.6	0.26	100
Isopropylbenzene	ND<0.0056	ND<0.0053	ND<0.0053	ND<0.0054	ND<0.0050	ND<0.0054	ND<0.0049	ND<0.0056	ND<0.0058	ND<0.0055	ND<0.0052	0.028	ND<0.0053	ND<0.0051	ND<0.0057	ND<0.110	ND<0.0053	ND<0.0054	ND<0.0058	ND<0.0057	Not Listed	Not Listed	2.3
n-Propylbenzene	ND<0.0056	ND<0.0053	ND<0.0053	ND<0.0054	ND<0.0050	ND<0.0054	ND<0.0049	ND<0.0056	ND<0.0058	ND<0.0055	ND<0.0052	0.036	ND<0.0053	ND<0.0051	ND<0.0057	ND<0.110	ND<0.0053	ND<0.0054	ND<0.0058	ND<0.0057	3.9	3.9	100
1,3,5-Trimethylbenzene	ND<0.0056	ND<0.0053	ND<0.0053	ND<0.0054	ND<0.0050	ND<0.0054	ND<0.0049	ND<0.0056	ND<0.0058	ND<0.0055	ND<0.0052	0.034	ND<0.0053	ND<0.0051	ND<0.0057	ND<0.110	ND<0.0053	ND<0.0054	ND<0.0058	ND<0.0057	8.4	8.4	52
tert-Butylbenzene	ND<0.0056	ND<0.0053	ND<0.0053	ND<0.0054	ND<0.0050	ND<0.0054	ND<0.0049	ND<0.0056	ND<0.0058	ND<0.0055	ND<0.0052	ND<0.0059	ND<0.0053	ND<0.0051	ND<0.0057	ND<0.110	ND<0.0053	ND<0.0054	ND<0.0058	ND<0.0057	5.9	5.9	100
1,2,4-Trimethylbenzene	ND<0.0056	ND<0.0053	ND<0.0053	ND<0.0054	ND<0.0050	ND<0.0054	ND<0.0049	ND<0.0056	ND<0.0058	ND<0.0055	ND<0.0052	0.140	ND<0.0053	ND<0.0051	ND<0.0057	ND<0.110	ND<0.0053	ND<0.0054	ND<0.0058	ND<0.0057	3.6	3.6	52
sec-Butylbenzene	ND<0.0056	ND<0.0053	ND<0.0053	ND<0.0054	ND<0.0050	ND<0.0054	ND<0.0049	ND<0.0056	ND<0.0058	ND<0.0055	ND<0.0052	0.010	ND<0.0053	ND<0.0051	ND<0.0057	ND<0.110	ND<0.0053	ND<0.0054	ND<0.0058	ND<0.0057	11	11	100
4-Isopropyltoluene	ND<0.0056	ND<0.0053	ND<0.0053	ND<0.0054	ND<0.0050	ND<0.0054	ND<0.0049	ND<0.0056	ND<0.0058	ND<0.0055	ND<0.0052	0.015 J	ND<0.0053	ND<0.0051	ND<0.0057	ND<0.110	ND<0.0053	ND<0.0054	ND<0.0058	ND<0.0057	Not Listed	Not Listed	Not Listed
n-Butylbenzene	ND<0.0056	ND<0.0053	ND<0.0053	ND<0.0054	ND<0.0050	ND<0.0054	ND<0.0049	ND<0.0056	ND<0.0058	ND<0.0055	ND<0.0052	0.016	ND<0.0053	ND<0.0051	ND<0.0057	ND<0.110	ND<0.0053	ND<0.0054	ND<0.0058	ND<0.0057	10	12	100
1,2-Dichlorobenzene	ND<0.0056	ND<0.0053	ND<0.0053	ND<0.0054	ND<0.0050	ND<0.0054	ND<0.0049	ND<0.0056	ND<0.0058	ND<0.0055	ND<0.0052	ND<0.0059	ND<0.0053	ND<0.0051	ND<0.0057	ND<0.110	ND<0.0053	ND<0.0054	ND<0.0058	ND<0.0057	1.1	1.1	100
Naphthalene	ND<0.0056	ND<0.0053	ND<0.0053	ND<0.0054	0.017 B	0.028 B	ND<0.0049	ND<0.0056	ND<0.0058	ND<0.0055	ND<0.0052	0.017	ND<0.0053	ND<0.0051 J	ND<0.0057	ND<0.110	ND<0.0053	ND<0.0054	ND<0.0058	ND<0.0057	12	12	100
Total VOCs	None Detected	0.0024 J	0.0079	0.0572	0.0191 BJ	0.028 B	0.011	None Detected	None Detected	0.0043 J	0.0062 J	0.4183	None Detected	0.0030 J	0.0191	0.500	0.0563 J	None Detected	None Detected	0.0037 J			
Total VOC TICs	0.0074 J	8.8 N, J	0.0056 J	None Detected	None Detected	0.0083 J	None Detected	None Detected	None Detected	0.658 NJ	0.0058 NJ	1.395 N,J	None Detected	0.0075 NJ	0.0064 N,J	NA	None Detected	0.0065 J	None Detected	None Detected	*Not Available*	*Not Available*	*Not Available*
Total VOCs & VOC TICs	0.0074	8.8024	0.0135	0.0572	0.0191	0.0363	0.011	None Detected	None Detected	0.6623	0.0120	1.813	None Detected	0.0105	0.0255	0.500	0.0563	0.0065	None Detected	0.0037			

Notes:
VOC analysis by United States Environmental Protection Agency (USEPA) Method SW846 8260B.
U - indicates that the compound was not detected above the reported laboratory method detection limit (MDL).
D - indicates all compounds identified in an anlaysis a the secondary dilution factor.
J – Indicates that the constituent was positively identified; but the associated numerical value is the approximate concentration of the constituent in the sample.
N - indicates presumptive evidence of a compound. This flag is used only for TICs, where the identification is based on the Mass Spectral library search. It is applied to all TIC results.
NA = Not Applicable or Not Available
PPB = Parts per Billion equivalent to micrograms per kilogram.
Highlighted type indicates that the constituent was detected at a concentration above the NYCRR Subpart 375-6 Remedial Program Soil Cleanup Objectives for the Protection of Public Health: Unrestricted Use
Bold type indicates a concentration above the NYCRR Subpart 375-6 Remedial Program Soil Cleanup Objectives for the Protection of Public Health: Restricted Residential Use.
Italicized type indicates a concentration above the NYCRR Subpart 375-6 Remedial Program Soil Cleanup Objectives for the Protection of Groundwater.
Indicates sample is a DUPLICATE of the sample preceding this sample.
Indicates a split sample analysis performed by mobile laboratory (S2C2, Inc.)

Table 3a - Page 5 of 7
690 Saint Paul Street
NYSDEC Brownfield Cleanup Program Remedial Investigation
NYSDEC BCP ID No. C828159

Summary of Detected Volatile Organic Compounds in Soil Samples
Results in Milligrams per Kilogram (mg/Kg)

Sample ID	Soil Samples																		NYCRR Subpart 375-6 Remedial Program Soil Cleanup Objectives for the Protection of Groundwater	NYCRR Subpart 375-6 Remedial Program Soil Cleanup Objectives for the Protection of Public Health: Unrestricted Use	NYCRR Subpart 375-6 Remedial Program Soil Cleanup Objectives for the Protection of Public Health: Restricted Residential Use
	690-SB-76 (7.7'-8.0')-O	690-SB-77 (0.0'-4.0')-O	690-SB-78 (7.2'-8.0')-O	690-SB-78 (6.5'-7.0')-O	690-SB-79 (0.0'-3.5')-O	690-SB-80 (0.0'-2.5')-O	690-SB-81 (4.0'-7.9')-O	690-SB-82 (0.2'-4.0')-O	690-SB-82 (0.2'-4.0')-D	690-SB-83 (8.0'-9.8')-O	690-SB-84 (9.0'-10.5')-O	690-SB-84 (9.0'-10.5')-D	690-SB-85 (4.0'-8.0') -O	690-SB-85 (4.0'-5.2')-D	690-SB-86 (4.0'-7.0')-O	690-SB-87 (4.0'-5.7') -O	690-SB-88 (4.0'-5.0')-O	690-SB-92 (8.0'-8.3')-O	690-SB-93 (8.0'-10.5')-O			
Area of Concern	**AOC #6C**	**AOC #6D**	**AOC #6D**	**AOC #6D**	**AOC #5**	**AOC #5**	**AOC #6**	**AOC #6**	**AOC #6**	**AOC #6D**	**AOC #6D**	**AOC #6D**	**AOC #1**	**AOC #1**	**AOC #1**	**AOC #1**	**AOC #1**	**AOC #1**	**AOC #2**	**AOC #2**			
Sample Collection Date	**3/24/2010**	**3/24/2010**	**9/27/2010**	**9/27/2010**	**3/25/2010**	**3/25/2010**	**9/27/2010**	**9/27/2010**	**9/27/2010**	**6/25/2010**	**6/25/2010**	**6/25/2010**	**6/25/2010**	**6/25/2010**	**6/25/2010**	**6/25/2010**	**6/25/2010**	**6/25/2010**	**9/22/2010**	**9/22/2010**			
Volatile Organic Compounds																							
Chloromethane	ND<0.0052	ND<0.0058	ND<0.025	ND<0.0052	ND<0.0057 J	ND<0.0054 J	ND<0.0053	ND<0.0052	ND<0.0052	ND<0.0051	ND<0.0064	ND<0.0047	ND<0.0053	ND<0.0053	ND<0.0058	ND<0.0050	ND<0.0053	ND<0.110	ND<0.110	Not Listed	Not Listed	Not Listed
Vinyl chloride	ND<0.0052	ND<0.0058	ND<0.025	ND<0.0052	ND<0.0057 J	ND<0.0054 J	ND<0.0053	ND<0.0052	ND<0.0052	ND<0.0051	ND<0.0064	ND<0.0047	ND<0.0053	ND<0.0053	ND<0.0058	ND<0.0050	ND<0.0053	ND<0.110	ND<0.110	0.020	0.020	0.9
1,1-Dichloroethene	ND<0.0052	ND<0.0058	ND<0.025	ND<0.0052	ND<0.0057 J	ND<0.0054 J	ND<0.0053	ND<0.0052	ND<0.0052	ND<0.0051 J	ND<0.0064 J	ND<0.0047 J	ND<0.0053 J	ND<0.0053 J	ND<0.0058 J	ND<0.0050 J	ND<0.0053 J	ND<0.110	ND<0.110	0.33	0.33	100
Acetone	0.011	ND<0.0058	0.017 J	ND<0.0052	ND<0.0057 J	ND<0.0054 J	ND<0.0053	ND<0.0052	ND<0.0052	0.0042 J	0.069	0.017 J	0.0072 J	0.0075 J	0.0059	ND<0.0050	ND<0.0053 J	ND<2.800	ND<2.700	0.50	0.50	100
Carbon disulfide	ND<0.0052	ND<0.0058	ND<0.025	ND<0.0052	ND<0.0057 J	ND<0.0054 J	ND<0.0053	ND<0.0052	ND<0.0052	0.0031 J	ND<0.0064	ND<0.0047	ND<0.0053	ND<0.0053	ND<0.0058	ND<0.0050	ND<0.0053	ND<0.110	ND<0.110	Not Listed	Not Listed	Not Listed
Methylene chloride	ND<0.0052	ND<0.0058	ND<0.025	ND<0.0052	0.0014 J	ND<0.0054 J	ND<0.0053	ND<0.0052	ND<0.0052	ND<0.0051	ND<0.0064	ND<0.0047	ND<0.0053	ND<0.0053	ND<0.0058	ND<0.0050	ND<0.0053	ND<0.110	ND<0.110	0.50	0.50	100
trans-1,2-dichloroethene	ND<0.0052	ND<0.0058	ND<0.025	ND<0.0052	ND<0.0057 J	ND<0.0054 J	ND<0.0053	ND<0.0052	ND<0.0052	ND<0.0051	ND<0.0064	ND<0.0047	ND<0.0053	ND<0.0053	ND<0.0058	ND<0.0050	ND<0.0053	ND<0.110	ND<0.110	0.19	0.19	100
Methyl tert-butyl ether	ND<0.0052	ND<0.0058	ND<0.025	ND<0.0052	ND<0.0057 J	ND<0.0054 J	ND<0.0053	ND<0.0052	ND<0.0052	ND<0.0051	ND<0.0064	ND<0.0047	ND<0.0053	ND<0.0053	ND<0.0058	ND<0.0050	ND<0.0053	ND<0.110	ND<0.110	0.93	0.93	100
1,1-Dichloroethane	ND<0.0052	ND<0.0058	ND<0.025	ND<0.0052	ND<0.0057 J	ND<0.0054 J	ND<0.0053	ND<0.0052	ND<0.0052	0.0014 J	ND<0.0064	ND<0.0047	ND<0.0053	ND<0.0053	ND<0.0058	ND<0.0050	ND<0.0053	ND<0.110	ND<0.110	0.27	0.27	26
2-Butanone	ND<0.0052	ND<0.0058	ND<0.025	ND<0.0052	ND<0.0057 J	ND<0.0054 J	ND<0.0053	ND<0.0052	ND<0.0052	ND<0.0051	0.012	ND<0.0047	ND<0.0053	ND<0.0053	ND<0.0058	ND<0.0050	ND<0.0053	ND<2.800	ND<2.700	0.12	0.12	100
cis-1,2-dichloroethene	ND<0.0052	ND<0.0058	ND<0.025	ND<0.0052	ND<0.0057 J	ND<0.0054 J	ND<0.0053	ND<0.0052	ND<0.0052	ND<0.0051	ND<0.0064	ND<0.0047	0.082	0.092	0.0031 J	0.016	0.018	ND<0.110	ND<0.110	0.25	0.25	100
Chloroform	ND<0.0052	ND<0.0058	ND<0.025	ND<0.0052	ND<0.0057 J	ND<0.0054 J	ND<0.0053	ND<0.0052	ND<0.0052	ND<0.0051	ND<0.0064	ND<0.0047	ND<0.0053	ND<0.0053	ND<0.0058	ND<0.0050	ND<0.0053	ND<0.110	ND<0.110	0.37	0.37	49
1,2-Dichloroethane	ND<0.0052	ND<0.0058	ND<0.025	ND<0.0052	ND<0.0057 J	ND<0.0054 J	ND<0.0053	ND<0.0052	ND<0.0052	ND<0.0051	ND<0.0064	ND<0.0047	ND<0.0053	ND<0.0053	ND<0.0058	ND<0.0050	ND<0.0053	ND<0.110	ND<0.110	0.02	0.02	3.1
Benzene	ND<0.0052	ND<0.0058	ND<0.025	ND<0.0052	ND<0.0057 J	ND<0.0054 J	ND<0.0053	ND<0.0052	ND<0.0052	0.0071	ND<0.0064	ND<0.0047	ND<0.0053	ND<0.0053	ND<0.0058	ND<0.0050	ND<0.0053	ND<0.110	ND<0.110	0.06	0.06	4.8
Trichloroethene	ND<0.0052	0.0031 J	ND<0.025	ND<0.0052	0.0035 J	ND<0.0054 J	ND<0.0053	ND<0.0052	ND<0.0052	0.0015 J	ND<0.0064	ND<0.0047	*0.620 D*	*0.760 D*	0.0081	0.0030 J	0.036	ND<0.110	ND<0.110	0.47	0.47	21
Toluene	ND<0.0052	ND<0.0058	ND<0.025	ND<0.0052	ND<0.0057 J	ND<0.0054 J	ND<0.0053	ND<0.0052	ND<0.0052	0.0039 J	ND<0.0064	ND<0.0047	0.0013 J	ND<0.0053	ND<0.0058	ND<0.0050	ND<0.0053	ND<0.110	ND<0.110	0.7	0.7	100
1,1,2-Trichloroethane	ND<0.0052	ND<0.0058	ND<0.025	ND<0.0052	ND<0.0057 J	ND<0.0054 J	ND<0.0053	ND<0.0052	ND<0.0052	ND<0.0051	ND<0.0064	ND<0.0047	ND<0.0053	ND<0.0053	ND<0.0058	ND<0.0050	ND<0.0053	ND<0.110	ND<0.110	Not Listed	Not Listed	Not Listed
Tetrachloroethene	ND<0.0052	ND<0.0058	ND<0.025	ND<0.0052	ND<0.0057 J	ND<0.0054 J	ND<0.0053	ND<0.0052	ND<0.0052	ND<0.0051	ND<0.0064	ND<0.0047	0.018	0.011	ND<0.0058	ND<0.0050	ND<0.0053	ND<0.110	ND<0.110	1.3	1.3	19
Ethylbenzene	ND<0.0052	ND<0.0058	0.035	ND<0.0052	ND<0.0057 J	ND<0.0054 J	ND<0.0053	ND<0.0052	ND<0.0052	0.014	0.048	0.0025 J	0.0021 J	0.0018 J	ND<0.0058	0.0019 J	ND<0.0053	ND<0.110	ND<0.110	1	1	41
m,p-Xylene	ND<0.0052	ND<0.0058	0.5	ND<0.0052	ND<0.0057 J	ND<0.0054 J	ND<0.0053	ND<0.0052	ND<0.0052	0.038	0.0061 J	ND<0.0047	0.0018 J	0.0021 J	ND<0.0058	ND<0.0050	ND<0.0053	ND<0.110	ND<0.110	Not Listed	Not Listed	Not Listed
o-Xylene	ND<0.0052	ND<0.0058	0.019 J	ND<0.0052	ND<0.0057 J	ND<0.0054 J	ND<0.0053	ND<0.0052	ND<0.0052	0.0077	0.0019 J	ND<0.0047	0.0029 J	0.0025 J	ND<0.0058	ND<0.0050	ND<0.0053	ND<0.110	ND<0.110	Not Listed	Not Listed	Not Listed
Xylene (total)	0.0016 J	ND<0.0058	0.520	ND<0.0052	ND<0.0057 J	ND<0.0054 J	ND<0.0053	ND<0.0052	ND<0.0052	0.046	0.0080	ND<0.0047	0.0047 J	0.0046 J	ND<0.0058	0.0013 J	ND<0.0053	ND<0.230	ND<0.220	1.6	0.26	100
Isopropylbenzene	ND<0.0052	ND<0.0058	0.078	ND<0.0052	ND<0.0057 J	ND<0.0054 J	ND<0.0053	ND<0.0052	ND<0.0052	0.0037 J	0.018	ND<0.0047	ND<0.0053	ND<0.0053	ND<0.0058	ND<0.0050	ND<0.0053	ND<0.110	ND<0.110	Not Listed	Not Listed	2.3
n-Propylbenzene	ND<0.0052	ND<0.0058	0.088	ND<0.0052	ND<0.0057 J	ND<0.0054 J	ND<0.0053	ND<0.0052	ND<0.0052	ND<0.0051	0.0075	ND<0.0047	ND<0.0053	ND<0.0053	ND<0.0058	ND<0.0050	ND<0.0053	ND<0.110	ND<0.110	3.9	3.9	100
1,3,5-Trimethylbenzene	ND<0.0052	ND<0.0058	0.1	ND<0.0052	ND<0.0057 J	ND<0.0054 J	ND<0.0053	ND<0.0052	ND<0.0052	0.0032 J	0.0042 J	ND<0.0047	ND<0.0053	ND<0.0053	ND<0.0058	ND<0.0050	ND<0.0053	ND<0.110	ND<0.110	8.4	8.4	52
tert-Butylbenzene	ND<0.0052	ND<0.0058	ND<0.025	ND<0.0052	ND<0.0057 J	ND<0.0054 J	ND<0.0053	ND<0.0052	ND<0.0052	ND<0.0051	ND<0.0064	ND<0.0047	ND<0.0053	ND<0.0053	ND<0.0058	ND<0.0050	ND<0.0053	ND<0.110	ND<0.110	5.9	5.9	100
1,2,4-Trimethylbenzene	ND<0.0052	ND<0.0058	0.260	ND<0.0052	ND<0.0057 J	ND<0.0054 J	ND<0.0053	ND<0.0052	ND<0.0052	0.0043 J	0.020	ND<0.0047	ND<0.0053	ND<0.0053	ND<0.0058	ND<0.0050	ND<0.0053	ND<0.110	ND<0.110	3.6	3.6	52
sec-Butylbenzene	ND<0.0052	ND<0.0058	0.017 J	ND<0.0052	ND<0.0057 J	ND<0.0054 J	ND<0.0053	ND<0.0052	ND<0.0052	ND<0.0051	ND<0.0064	ND<0.0047	ND<0.0053	ND<0.0053	ND<0.0058	ND<0.0050	ND<0.0053	ND<0.110	ND<0.110	11	11	100
4-Isopropyltoluene	ND<0.0052	ND<0.0058	0.024 J	ND<0.0052	ND<0.0057 J	ND<0.0054 J	ND<0.0053	ND<0.0052	ND<0.0052	ND<0.0051	0.0041 J	ND<0.0047	ND<0.0053	ND<0.0053	ND<0.0058	ND<0.0050	ND<0.0053	ND<0.110	ND<0.110	Not Listed	Not Listed	Not Listed
n-Butylbenzene	ND<0.0052	ND<0.0058	0.033	ND<0.0052	ND<0.0057 J	ND<0.0054 J	ND<0.0053	ND<0.0052	ND<0.0052	ND<0.0051	ND<6.4	ND<0.0047	ND<0.0053	ND<0.0053	ND<0.0058	ND<0.0050	ND<0.0053	ND<0.110	ND<0.110	10	12	100
1,2-Dichlorobenzene	ND<0.0052	ND<0.0058	0.027	ND<0.0052	ND<0.0057 J	ND<0.0054 J	ND<0.0053	ND<0.0052	ND<0.0052	ND<0.0051	ND<6.4	ND<0.0047	ND<0.0053	ND<0.0053	ND<0.0058	ND<0.0050	ND<0.0053	ND<0.110	ND<0.110	1.1	1.1	100
Naphthalene	ND<0.0052	ND<0.0058	0.015 J	ND<0.0052	ND<0.0057 J	ND<0.0054 J	ND<0.0053	ND<0.0052	ND<0.0052	ND<0.0051	0.0066	ND<0.0047	0.0015 J	0.0012 J	ND<0.0058	ND<0.0050	ND<0.0053	ND<0.110	ND<0.110	12	12	100
Total VOCs	0.0126 J	0.0031 J	1.733 J	None Detected	0.0049 J	None Detected	None Detected	None Detected	None Detected	0.1381 J	0.2054 J	0.020	0.7415 J	0.8827 J	0.0171 J	0.0222 J	0.054	None Detected	None Detected			
Total VOC TICs	None Detected	None Detected	4.660 N,J	None Detected	None Detected	None Detected	None Detected	None Detected	None Detected	0.0871 NJ	0.370 NJ	0.0219 J	0.0093 J	None Detected	None Detected	None Detected	None Detected	None Detected	None Detected	*Not Available*	*Not Available*	*Not Available*
Total VOCs & VOC TICs	0.0126	0.0031	6.393	None Detected	0.0049	None Detected	None Detected	None Detected	None Detected	0.2252	0.5754	0.0414	0.7508	0.8827	0.0171	0.0222	0.054	None Detected	None Detected			

Notes:
VOC analysis by United States Environmental Protection Agency (USEPA) Method SW846 8260B.
U - indicates that the compound was not detected above the reported laboratory method detection limit (MDL).
D - indicates all compounds identified in an anlaysis a the secondary dilution factor.
J – Indicates that the constituent was positively identified; but the associated numerical value is the approximate concentration of the constituent in the sample.
N - indicates presumptive evidence of a compound. This flag is used only for TICs, where the identification is based on the Mass Spectral library search. It is applied to all TIC results.
NA = Not Applicable or Not Available
PPB = Parts per Billion equivalent to micrograms per kilogram.
Highlighted type indicates that the constituent was detected at a concentration above the NYCRR Subpart 375-6 Remedial Program Soil Cleanup Objectives for the Protection of Public Health: Unrestricted Use
Bold type indicates a concentration above the NYCRR Subpart 375-6 Remedial Program Soil Cleanup Objectives for the Protection of Public Health: Restricted Residential Use.
Italicized type indicates a concentration above the NYCRR Subpart 375-6 Remedial Program Soil Cleanup Objectives for the Protection of Groundwater.
Indicates sample is a DUPLICATE of the sample preceeding this sample.
Indicates laboratory analysis completed by mobile laboratory (S2C2, Inc.)

Table 3a - Page 6 of 7
690 Saint Paul Street
NYSDEC Brownfield Cleanup Program Remedial Investigation
NYSDEC BCP ID No. C828159

Summary of Detected Volatile Organic Compounds in Soil Samples
Results in Milligrams per Kilogram (mg/Kg)

Sample ID	Soil Samples													NYCRR Subpart 375-6 Remedial Program Soil Cleanup Objectives for the Protection of Groundwater	NYCRR Subpart 375-6 Remedial Program Soil Cleanup Objectives for the Protection of Public Health: Unrestricted Use	NYCRR Subpart 375-6 Remedial Program Soil Cleanup Objectives for the Protection of Public Health: Restricted Residential Use
	690-SB-94 (10.5'-11.4')-O	690-SB-95 (5.6'-7.3')-O	690-SB-96 (4.0'-4.5')-O	690-SB-97 (3.0'-4.1')-O	690-SB-97 (3.0'-4.1')-O	690-SB-98 (4.0'-7.7')-O	690-SB-100 (4.0'-5.2')-O	690-SB-101 (4.0'-5.8')-O	690-SB-103 (7.1'-7.4')-O	690-SB-106A (8.0'-11.9')-O (DILUTION)	690-SB-107 (12.0'-12.1')-O	690-SB-108A (8.0'-11.0')-O	690-SB-119 (8.0'-11.4')-O			
Area of Concern	AOC #8	AOC #5 & #8	AOC #6	AOC #6	AOC #6	AOC #6	AOC #6	AOC #6	AOC #1	AOC #8	AOC #8	AOC #8	AOC #8			
Sample Collection Date	9/23/2010	9/23/2010	9/23/2010	9/23/2010	9/23/2010	9/22/2010	9/22/2010	9/22/2010	9/27/2010	10/7/2010	9/24/2010	10/7/2010	10/7/2010			
Volatile Organic Compounds																
Chloromethane	ND<0.110	ND<0.110	ND<0.110	ND<0.0054	ND<0.0056	ND<0.097	ND<0.110	ND<0.110	ND<0.0055	ND<0.0055	ND<0.0057	ND<0.013	ND<0.0057	Not Listed	Not Listed	Not Listed
Vinyl chloride	ND<0.110	ND<0.110	ND<0.110	ND<0.0054	ND<0.0056	ND<0.097	ND<0.110	ND<0.110	0.0099	ND<0.0055	ND<0.0057	ND<0.013	ND<0.0057	0.020	0.020	0.9
1,1-Dichloroethene	ND<0.110	ND<0.110	ND<0.110	ND<0.0054	ND<0.0056	ND<0.097	ND<0.110	ND<0.110	ND<0.0055	ND<0.0055	ND<0.0057	ND<0.013	ND<0.0057	0.33	0.33	100
Acetone	ND<2.700	ND<2.600	ND<2.800	0.0069	0.0094	ND<2.400	ND<2.800	0.0048 J	0.017	0.0046 J	ND<0.0057	ND<0.013	ND<0.0057	0.50	0.50	100
Carbon disulfide	ND<0.110	ND<0.110	ND<0.110	0.0026 BJ	ND<0.0056	ND<0.097	ND<0.110	ND<0.110	0.0027 J	ND<0.0055	ND<0.0057	ND<0.013	ND<0.0057	Not Listed	Not Listed	Not Listed
Methylene chloride	ND<0.110	ND<0.110	ND<0.110	ND<0.0054	0.013	ND<0.097	ND<0.110	ND<0.110	ND<0.0055	0.0020 J	ND<0.0057	0.0049 B,J	0.0023 B,J	0.50	0.50	100
trans-1,2-dichloroethene	ND<0.110	ND<0.110	ND<0.110	ND<0.0054	ND<0.0056	ND<0.097	ND<0.110	ND<0.110	ND<0.0055	ND<0.0055	ND<0.0057	ND<0.013	ND<0.0057	0.19	0.19	100
Methyl tert-butyl ether	ND<0.110	ND<0.110	ND<0.110	ND<0.0054	ND<0.0056	ND<0.097	ND<0.110	ND<0.110	ND<0.0055	ND<0.0055	ND<0.0057	ND<0.013	ND<0.0057	0.93	0.93	100
1,1-Dichloroethane	ND<0.110	ND<0.110	ND<0.110	ND<0.0054	ND<0.0056	ND<0.097	ND<0.110	ND<0.110	ND<0.0055	ND<0.0055	ND<0.0057	ND<0.013	ND<0.0057	0.27	0.27	26
2-Butanone	ND<2.700	ND<2.600	ND<2.800	ND<0.0054	ND<0.0056	ND<2.400	ND<2.800	ND<2.800	0.0062	ND<0.0055	ND<0.0057	ND<0.013	ND<0.0057	0.12	0.12	100
cis-1,2-dichloroethene	ND<0.110	ND<0.110	ND<0.110	ND<0.0054	ND<0.0056	ND<0.097	ND<0.110	0.0024 J	0.0025 J	0.0056	ND<0.0057	ND<0.013	ND<0.0057	0.25	0.25	100
Chloroform	ND<0.110	ND<0.110	ND<0.110	ND<0.0054	ND<0.0056	ND<0.097	ND<0.110	ND<0.110	ND<0.0055	ND<0.0055	ND<0.0057	ND<0.013	ND<0.0057	0.37	0.37	49
1,2-Dichloroethane	ND<0.110	ND<0.110	ND<0.110	ND<0.0054	ND<0.0056	ND<0.097	ND<0.110	ND<0.110	ND<0.0055	ND<0.0055	ND<0.0057	ND<0.013	ND<0.0057	0.02	0.02	3.1
Benzene	ND<0.110	ND<0.110	ND<0.110	ND<0.0054	ND<0.0056	ND<0.097	ND<0.110	ND<0.110	ND<0.0055	ND<0.0055	ND<0.0057	ND<0.013	ND<0.0057	0.06	0.06	4.8
Trichloroethene	0.078 J	0.210	ND<0.110	ND<0.0054	ND<0.0056	0.088 J	ND<0.110	0.0075	ND<0.0055	*0.740 D*	0.0039 J	0.079	0.053	0.47	0.47	21
Toluene	0.075 J	0.072 J	ND<0.110	ND<0.0054	ND<0.0056	ND<0.097 J	ND<0.110	ND<0.110	ND<0.0055	ND<0.0055	ND<0.0057	ND<0.013	ND<0.0057	0.7	0.7	100
1,1,2-Trichloroethane	ND<0.110	ND<0.110	ND<0.110	ND<0.0054	ND<0.0056	ND<0.097	ND<0.110	ND<0.110	ND<0.0055	ND<0.0055	ND<0.0057	ND<0.013	ND<0.0057	Not Listed	Not Listed	Not Listed
Tetrachloroethene	ND<0.110	ND<0.110	ND<0.110	ND<0.0054	ND<0.0056	ND<0.097	ND<0.110	ND<0.110	ND<0.0055	ND<0.0055	ND<0.0057	ND<0.013	ND<0.0057	1.3	1.3	19
Ethylbenzene	ND<0.110	ND<0.110	ND<0.110	ND<0.0054	ND<0.0056	ND<0.097	ND<0.110	ND<0.110	ND<0.0055	ND<0.0055	ND<0.0057	ND<0.013	ND<0.0057	1	1	41
m,p-Xylene	ND<0.110	ND<0.110	ND<0.110	ND<0.0054	ND<0.0056	ND<0.097	ND<0.110	ND<0.110	ND<0.0055	ND<0.0055	ND<0.0057	ND<0.013	ND<0.0057	Not Listed	Not Listed	Not Listed
o-Xylene	ND<0.110	ND<0.110	ND<0.110	ND<0.0054	ND<0.0056	ND<0.097	ND<0.110	ND<0.110	ND<0.0055	ND<0.0055	ND<0.0057	ND<0.013	ND<0.0057	Not Listed	Not Listed	Not Listed
Xylene (total)	ND<0.220	ND<0.210	ND<0.230	ND<0.0054	ND<0.0056	ND<0.190	ND<0.220	ND<0.220	ND<0.0055	ND<0.0055	ND<0.0057	ND<0.013	ND<0.0057	1.6	0.26	100
Isopropylbenzene	ND<0.110	ND<0.110	ND<0.110	ND<0.0054	ND<0.0056	ND<0.097	ND<0.110	ND<0.110	ND<0.0055	ND<0.0055	ND<0.0057	ND<0.013	ND<0.0057	Not Listed	Not Listed	2.3
n-Propylbenzene	ND<0.110	ND<0.110	ND<0.110	ND<0.0054	ND<0.0056	ND<0.097	ND<0.110	ND<0.110	ND<0.0055	ND<0.0055	ND<0.0057	ND<0.013	ND<0.0057	3.9	3.9	100
1,3,5-Trimethylbenzene	ND<0.110	ND<0.110	ND<0.110	ND<0.0054	ND<0.0056	ND<0.097	ND<0.110	ND<0.110	ND<0.0055	ND<0.0055	ND<0.0057	ND<0.013	ND<0.0057	8.4	8.4	52
tert-Butylbenzene	ND<0.110	ND<0.110	ND<0.110	ND<0.0054	ND<0.0056	ND<0.097	ND<0.110	ND<0.110	ND<0.0055	ND<0.0055	ND<0.0057	ND<0.013	ND<0.0057	5.9	5.9	100
1,2,4-Trimethylbenzene	ND<0.110	ND<0.110	ND<0.110	ND<0.0054	ND<0.0056	ND<0.097	ND<0.110	ND<0.110	ND<0.0055	ND<0.0055	ND<0.0057	ND<0.013	ND<0.0057	3.6	3.6	52
sec-Butylbenzene	ND<0.110	ND<0.110	ND<0.110	ND<0.0054	ND<0.0056	ND<0.097	ND<0.110	ND<0.110	ND<0.0055	ND<0.0055	ND<0.0057	ND<0.013	ND<0.0057	11	11	100
4-Isopropyltoluene	ND<0.110	ND<0.110	ND<0.110	ND<0.0054	ND<0.0056	ND<0.097	ND<0.110	ND<0.110	ND<0.0055	ND<0.0055	ND<0.0057	ND<0.013	ND<0.0057	Not Listed	Not Listed	Not Listed
n-Butylbenzene	ND<0.110	ND<0.110	ND<0.110	ND<0.0054	ND<0.0056	ND<0.097	ND<0.110	ND<0.110	ND<0.0055	ND<0.0055	ND<0.0057	ND<0.013	ND<0.0057	10	12	100
1,2-Dichlorobenzene	ND<0.110	ND<0.110	ND<0.110	ND<0.0054	ND<0.0056	ND<0.097	ND<0.110	ND<0.110	ND<0.0055	ND<0.0055	ND<0.0057	ND<0.013	ND<0.0057	1.1	1.1	100
Naphthalene	ND<0.110	ND<0.110	ND<0.110	ND<0.0054	ND<0.0056	ND<0.097	ND<0.110	ND<0.110	ND<0.0055	ND<0.0055	ND<0.0057	ND<0.013	ND<0.0057	12	12	100
Total VOCs	0.153	0.282	None Detected	0.0095 B,J	0.0224	0.088	None Detected	0.0147	0.0383 J	0.7522 DJ	0.0039 J	0.0839 B,J	0.0553 B,J	*Not Available*	*Not Available*	*Not Available*
Total VOC TICs	None Detected	None Detected	None Detected	Not Analyzed	0.7770 N,J	None Detected	None Detected	8.9	None Detected	None Detected	0.0066 N,J	None Detected	None Detected			
Total VOCs & VOC TICs	0.153	0.282	None Detected	0.0095	0.7994	0.088	None Detected	8.9147	0.0383	0.7522	0.0105	0.0839	0.0553			

Notes:
VOC analysis by United States Environmental Protection Agency (USEPA) Method SW846 8260B.
U - indicates that the compound was not detected above the reported laboratory method detection limit (MDL).
D - indicates all compounds identified in an anlaysis a the secondary dilution factor.
J – Indicates that the constituent was positively identified; but the associated numerical value is the approximate concentration of the constituent in the sample.
N - indicates presumptive evidence of a compound. This flag is used only for TICs, where the identification is based on the Mass Spectral library search. It is applied to all TIC results.
NA = Not Applicable or Not Available
PPB = Parts per Billion equivalent to micrograms per kilogram.
Highlighted type indicates that the constituent was detected at a concentration above the NYCRR Subpart 375-6 Remedial Program Soil Cleanup Objectives for the Protection of Public Health: Unrestricted Use
Bold type indicates a concentration above the NYCRR Subpart 375-6 Remedial Program Soil Cleanup Objectives for the Protection of Public Health: Restricted Residential Use.
Italicized type indicates a concentration above the NYCRR Subpart 375-6 Remedial Program Soil Cleanup Objectives for the Protection of Groundwater.
Indicates sample is a DUPLICATE of the sample preceeding this sample.
Indicates laboratory analysis completed by mobile laboratory (S2C2, Inc.)

Table 3a - Page 7 of 7
690 Saint Paul Street
NYSDEC Brownfield Cleanup Program Remedial Investigation
NYSDEC BCP ID No. C828159

Summary of Detected Volatile Organic Compounds in Soil Samples
Results in Milligrams per Kilogram (mg/Kg)

Sample ID	Soil Samples												NYCRR Subpart 375-6 Remedial Program Soil Cleanup Objectives for the Protection of Groundwater	NYCRR Subpart 375-6 Remedial Program Soil Cleanup Objectives for the Protection of Public Health: Unrestricted Use	NYCRR Subpart 375-6 Remedial Program Soil Cleanup Objectives for the Protection of Public Health: Restricted Residential Use
	690-SG-2 (4.0'-7.9')-O	690-SG-5 (8.0'-12.0')-O	690-SG-5-(8.0'-12.0')-D	690-SB-120 (8.0'-11.0')-O	690-SB-122 (8.0'-11.0')-O (DILUTION)	690-SB-125 (10.0'-10.4')-O (DILUTION)	690-BW-5 (2.0'-4.0')-O (DILUTION)	690-BW-6 (0.6'-4.0')-O	690-BW-7 (8.0'-8.3')-O	690-BW-8 (10.0'-10.8')-O	690-MW-6 (8.3'-10.3')-O	690-MW-6-(8.3'-10.3')-D			
Area of Concern	**AOC #1**	**AOC #2**	**AOC #2**	**AOC #8**	**AOC #8**	**AOC #8**	**AOC #1**	**AOC #1**	**AOC #1**	**AOC #8**	**AOC #8**	**AOC #8**			
Sample Collection Date	**6/24/2010**	**6/22/2010**	**6/22/2010**	**10/7/2010**	**10/7/2010**	**10/19/2010**	**10/20/2010**	**10/21/2010**	**10/21/2010**	**10/19/2010**	**6/22/2010**	**6/22/2010**			
Volatile Organic Compounds															
Chloromethane	ND<0.0059	ND<0.025	ND<0.019	ND<0.0069	ND<0.0053	ND<0.0054	ND<0.0059	ND<0.0057	ND<0.0057	ND<0.025	ND<0.0058	ND<0.0054	Not Listed	Not Listed	Not Listed
Vinyl chloride	ND<0.0059	ND<0.025 J	ND<0.019 J	ND<0.0069	ND<0.0053	ND<0.0054	*0.240 E*	ND<0.0057	ND<0.0057	ND<0.025	ND<0.0058	ND<0.0054 J	0.020	0.020	0.9
1,1-Dichloroethene	ND<0.0059 J	ND<0.025	ND<0.019	ND<0.0069	ND<0.0053	ND<0.0054	0.013	ND<0.0057	ND<0.0057	ND<0.025	ND<0.0058	ND<0.0054	0.33	0.33	100
Acetone	ND<0.0059 J	ND<0.025	ND<0.019	0.0041 J	0.0035 J	ND<0.0054	0.013	ND<0.0057	ND<0.0057	ND<0.025	0.0058	ND<0.0054	0.50	0.50	100
Carbon disulfide	ND<0.0059	ND<0.025	0.0078 J	ND<0.0069	ND<0.0053	ND<0.0054	0.0074	ND<0.0057	ND<0.0057	ND<0.025	ND<0.0058	ND<0.0054	Not Listed	Not Listed	Not Listed
Methylene chloride	0.0013 J	ND<0.025	ND<0.019	0.0031 B,J	ND<0.0053	ND<0.0054	ND<0.0059	ND<0.0057	ND<0.0057	ND<0.025	ND<0.0058	ND<0.0054	0.50	0.50	100
trans-1,2-dichloroethene	ND<0.0059	ND<0.025	ND<0.019	ND<0.0069	ND<0.0053	ND<0.0054	0.028	ND<0.0057	ND<0.0057	ND<0.025	ND<0.0058	ND<0.0054	0.19	0.19	100
Methyl tert-butyl ether	ND<0.0059	ND<0.025	ND<0.019	ND<0.0069	ND<0.0053	ND<0.0054	ND<0.0059	ND<0.0057	ND<0.0057	ND<0.025	ND<0.0058	ND<0.0054	0.93	0.93	100
1,1-Dichloroethane	ND<0.0059	ND<0.025	ND<0.019	ND<0.0069	ND<0.0053	ND<0.0054	ND<0.0059	ND<0.0057	ND<0.0057	ND<0.025	ND<0.0058	ND<0.0054	0.27	0.27	26
2-Butanone	ND<0.0059	ND<0.025	ND<0.019	ND<0.0069	ND<0.0053	ND<0.0054	ND<0.0059	ND<0.0057	ND<0.0057	ND<0.025	ND<0.0058	ND<0.0054	0.12	0.12	100
cis-1,2-dichloroethene	ND<0.0059	ND<0.025	ND<0.019	ND<0.0069	0.0110	0.0086	*32 D*	ND<0.0057	ND<0.0057	ND<0.025	ND<0.0058	ND<0.0054	0.25	0.25	100
Chloroform	ND<0.0059	ND<0.025	ND<0.019	ND<0.0069	ND<0.0053	ND<0.0054	ND<0.0059	ND<0.0057	ND<0.0057	ND<0.025	ND<0.0058	ND<0.0054	0.37	0.37	49
1,2-Dichloroethane	ND<0.0059	ND<0.025	ND<0.019	ND<0.0069	ND<0.0053	ND<0.0054	ND<0.0059	ND<0.0057	ND<0.0057	ND<0.025	ND<0.0058	ND<0.0054	0.02	0.02	3.1
Benzene	ND<0.0059	ND<0.025	ND<0.019	ND<0.0069	ND<0.0053	ND<0.0054	0.00083 J	ND<0.0057	ND<0.0057	ND<0.025	ND<0.0058	ND<0.0054	0.06	0.06	4.8
Trichloroethene	ND<0.0059	ND<0.025	ND<0.019	0.043	*0.370 D*	*6.900 D*	*47 D*	0.0064	0.00099 J	0.390	0.011	ND<0.0054	0.47	0.47	21
Toluene	ND<0.0059	ND<0.025	0.0089 J	ND<0.0069	ND<0.0053	ND<0.0054	0.014	ND<0.0057	ND<0.0057	ND<0.025	ND<0.0058	ND<0.0054	0.7	0.7	100
1,1,2-Trichloroethane	ND<0.0059	ND<0.025	ND<0.019	ND<0.0069	ND<0.0053	ND<0.0054	ND<0.0059	ND<0.0057	ND<0.0057	ND<0.025	ND<0.0058	ND<0.0054	Not Listed	Not Listed	Not Listed
Tetrachloroethene	ND<0.0059	ND<0.025	ND<0.019	ND<0.0069	ND<0.0053	ND<0.0054	0.050	ND<0.0057	ND<0.0057	ND<0.025	ND<0.0058	ND<0.0054	1.3	1.3	19
Ethylbenzene	ND<0.0059	0.023 J	0.150 J	ND<0.0069	ND<0.0053	ND<0.0054	0.014	ND<0.0057	ND<0.0057	ND<0.025	ND<0.0058	ND<0.0054	1	1	41
m,p-Xylene	ND<0.0059	0.120	0.760 J	ND<0.0069	ND<0.0053	ND<0.0054	0.028	ND<0.0057	ND<0.0057	ND<0.025	ND<0.0058	ND<0.0054	Not Listed	Not Listed	Not Listed
o-Xylene	ND<0.0059	0.0058 J	0.034 J	ND<0.0069	ND<0.0053	ND<0.0054	0.024	ND<0.0057	ND<0.0057	ND<0.025	ND<0.0058	ND<0.0054	Not Listed	Not Listed	Not Listed
Xylene (total)	ND<0.0059	0.120	0.790 J	ND<0.0069	ND<0.0053	ND<0.0054	0.052	ND<0.0057	ND<0.0057	ND<0.025	ND<0.0058	ND<0.0054	1.6	0.26	100
Isopropylbenzene	ND<0.0059	0.015 J	0.087 J	ND<0.0069	ND<0.0053	ND<0.0054	0.0024 J	ND<0.0057	ND<0.0057	ND<0.025	ND<0.0058	ND<0.0054	Not Listed	Not Listed	2.3
n-Propylbenzene	ND<0.0059	0.024 J	0.110 J	ND<0.0069	ND<0.0053	ND<0.0054	ND<0.0059	ND<0.0057	ND<0.0057	ND<0.025	ND<0.0058	ND<0.0054	3.9	3.9	100
1,3,5-Trimethylbenzene	ND<0.0059	0.093	0.400 J	ND<0.0069	ND<0.0053	ND<0.0054	0.0047 J	ND<0.0057	ND<0.0057	ND<0.025	ND<0.0058	ND<0.0054	8.4	8.4	52
tert-Butylbenzene	ND<0.0059	ND<25	0.098 J	ND<0.0069	ND<0.0053	ND<0.0054	ND<0.0059	ND<0.0057	ND<0.0057	ND<0.025	ND<0.0058	ND<0.0054	5.9	5.9	100
1,2,4-Trimethylbenzene	ND<0.0059	0.180	0.750 J	ND<0.0069	ND<0.0053	ND<0.0054	0.0020 J	ND<0.0057	ND<0.0057	ND<0.025	ND<0.0058	ND<0.0054	3.6	3.6	52
sec-Butylbenzene	ND<0.0059	ND<25	0.013 J	ND<0.0069	ND<0.0053	ND<0.0054	ND<0.0059	ND<0.0057	ND<0.0057	ND<0.025	ND<0.0058	ND<0.0054	11	11	100
4-Isopropyltoluene	ND<0.0059	0.011 J	0.028 J	ND<0.0069	ND<0.0053	ND<0.0054	ND<0.0059	ND<0.0057	ND<0.0057	ND<0.025	ND<0.0058	ND<0.0054	Not Listed	Not Listed	Not Listed
n-Butylbenzene	ND<0.0059	0.010 J	0.024 J	ND<0.0069	ND<0.0053	ND<0.0054	ND<0.0059	ND<0.0057	ND<0.0057	ND<0.025	ND<0.0058	ND<0.0054	10	12	100
1,2-Dichlorobenzene	ND<0.0059	ND<25	ND<0.019	ND<0.0069	ND<0.0053	ND<0.0054	ND<0.0059	ND<0.0057	ND<0.0057	ND<0.025	ND<0.0058	ND<0.0054	1.1	1.1	100
Naphthalene	ND<0.0059	0.015 J	0.039 J	ND<0.0069	ND<0.0053	ND<0.0054	0.0032 J	ND<0.0057	ND<0.0057	ND<0.025	ND<0.0058	ND<0.0054	12	12	100
Total VOCs	0.0013 J	0.617 J	3.300 J	0.0502 B,J	0.3845 DJ	6.9086 D	79.4965 DJ	0.0064	0.00099 J	0.390	0.0168	None Detected			
Total VOC TICs	None Detected	3.512 NJ	3.684 NJ	None Detected	None Detected	None Detected	2.900 J	None Detected	None Detected	None Detected	0.0087 J	None Detected	*Not Available*	*Not Available*	*Not Available*
Total VOCs & VOC TICs	0.0013	4.129	6.984	0.0502	0.3845	6.9086	82.397	0.0064	0.00099	0.390	0.0255	None Detected			

Notes:
VOC analysis by United States Environmental Protection Agency (USEPA) Method SW846 8260B.
D - indicates all compounds identified in an anlaysis a the secondary dilution factor.
J – Indicates that the constituent was positively identified; but the associated numerical value is the approximate concentration of the constituent in the sample.
N - indicates presumptive evidence of a compound. This flag is used only for TICs, where the identification is based on the Mass Spectral library search. It is applied to all TIC results.
NA = Not Applicable or Not Available
PPB = Parts per Billion equivalent to micrograms per kilogram.
Highlighted type indicates that the constituent was detected at a concentration above the NYCRR Subpart 375-6 Remedial Program Soil Cleanup Objectives for the Protection of Public Health: Unrestricted Use
Bold type indicates a concentration above the NYCRR Subpart 375-6 Remedial Program Soil Cleanup Objectives for the Protection of Public Health: Restricted Residential Use.
Italicized type indicates a concentration above the NYCRR Subpart 375-6 Remedial Program Soil Cleanup Objectives for the Protection of Groundwater.
Indicates sample is a DUPLICATE of the sample preceeding this sample.
Indicates laboratory analysis completed by mobile laboratory (S2C2, Inc.)

Table 3b - Page 1 of 6
690 Saint Paul Street
NYSDEC Brownfield Cleanup Program Remedial Investigation
NYSDEC BCP ID No. C828159

Summary of Detected Semi-Volatile Organic Compounds in Soil Samples
Results in Milligrams per Kilogram (mg/Kg)

Sample ID (Depth)	Soil Samples																NYCRR Subpart 375-6 Remedial Program Soil Cleanup Objectives for the Protection of Groundwater	NYCRR Subpart 375-6 Remedial Program Soil Cleanup Objectives for the Protection of Public Health: Unrestricted Use	NYCRR Subpart 375-6 Remedial Program Soil Cleanup Objectives for the Protection of Public Health: Restricted Residential Use
	690-SB-18 (4.0'-4.6')-O	690-SB-22 (2.0'-3.2')-O	690-SB-23 (4.0'-6.0')-1	690-SB-24 (0.4'-3.5')-O	690-SB-25 (8.0'-10.7')-O	690-SB-26 (8.0'-11.3')-O	690-SB-27 (8.0'-10.5')-O	690-SB-28 (4.0'-8.0')-O	690-SB-29 (8.0'-10.4')-O	690-SB-30 (8.0'-10.7')-O	690-SB-30 (8.0'-10.7')-D	690-SB-31 (0.5'-1.5')-O	690-SB-32-(1.2'-2.0')-O	690-SB-33 (0.6'-1.6')-O	690-SB-34 (0.5'-1.4')-O	690-SB-35-(0.6'-3.9')-O			
Area of Concern	**AOC #1**	**AOC #6**	**AOC #6**	**AOC #2**	**AOC #2**	**AOC #2**	**AOC #2**	**AOC #3**	**AOC #3**	**AOC #8**	**AOC #8**	**AOC #5**	**AOC #5**	**AOC #5**	**AOC #5**	**AOC #5**			
Sample Collection Date	**3/24/10**	**9/24/2010**	**6/22/2010**	**9/22/2010**	**9/22/2010**	**6/24/2010**	**9/22/2010**	**6/22/2010**	**9/24/2010**	**9/24/2010**	**9/24/2010**	**9/28/2010**	**6/23/2010**	**9/27/2010**	**9/28/2010**	**6/23/2010**			
Semi-Volatile Organic Compounds																			
Naphthalene	ND<0.370	ND<0.370	ND<0.370	0.091 J	ND<0.360	ND<0.370	ND<0.370	ND<0.390	ND<0.370	ND<0.370	ND<0.370	0.076 J	ND<0.350	ND<0.780	ND<0.400	ND<0.340	12	12	100
2-Methylnaphthalene	ND<0.370	ND<0.370	ND<0.370	0.051 J	ND<0.360	ND<0.370	ND<0.370	ND<0.390	ND<0.370	ND<0.370	ND<0.370	ND<0.410	ND<0.350	ND<0.780	ND<0.400	0.035 J	36	Not Listed	Not Listed
Acenaphthylene	ND<0.370	ND<0.370	ND<0.370	0.12 J	ND<0.360	ND<0.370	ND<0.370	ND<0.390	ND<0.370	ND<0.370	ND<0.370	0.093 J	ND<0.350	ND<0.780	ND<0.400	ND<0.340	107	100	100
Acenaphthene	ND<0.370	ND<0.370	ND<0.370	ND<0.390	ND<0.360	ND<0.370	ND<0.370	ND<0.390	ND<0.370	ND<0.370	ND<0.370	ND<0.410	ND<0.350	ND<0.780	ND<0.400	ND<0.340	98	20	100
Dibenzofuran	ND<0.370	ND<0.370	ND<0.370	0.061 J	ND<0.360	ND<0.370	ND<0.370	ND<0.390	ND<0.370	ND<0.370	ND<0.370	ND<0.410	ND<0.350	ND<0.780	ND<0.400	0.08 J	210	7	14
Fluorene	ND<0.370	ND<0.370	ND<0.370	0.07 J	ND<0.360	ND<0.370	ND<0.370	ND<0.390	ND<0.370	ND<0.370	ND<0.370	ND<0.410	ND<0.350	ND<0.780	ND<0.400	ND<0.340	386	30	100
Phenanthrene	0.110 J	0.2 J	0.11 J	0.58	ND<0.360	ND<0.370	ND<0.370	ND<0.390	ND<0.370	ND<0.370	ND<0.370	0.4 J	ND<0.350	0.31 J	ND<0.400	0.44	1,000	100	100
Anthracene	ND<0.370	ND<0.370	ND<0.370	0.14 J	ND<0.360	ND<0.370	ND<0.370	ND<0.390	ND<0.370	ND<0.370	ND<0.370	0.079 J	ND<0.350	0.045 J	ND<0.400	ND<0.340	1,000	100	100
Carbazole	ND<0.370	ND<0.370	ND<0.370	0.05 J	ND<0.360	ND<0.370	ND<0.370	ND<0.390	ND<0.370	ND<0.370	ND<0.370	ND<0.410	ND<0.350	0.044 J	ND<0.400	ND<0.340	Not Listed	Not Listed	Not Listed
Fluoranthene	0.066 J	0.30	0.21 J	0.81	ND<0.360	ND<0.370	ND<0.370	ND<0.390	ND<0.370	ND<0.370	ND<0.370	0.9	ND<0.350	0.56	ND<0.400	0.3 J	1,000	100	100
Pyrene	0.077 J	0.24 J	0.2 J	0.72	ND<0.360	ND<0.370	ND<0.370	ND<0.390	ND<0.370	ND<0.370	ND<0.370	0.74	ND<0.350	0.45	ND<0.400	0.36	1,000	100	100
Benzo(a)anthracene	ND<0.370	0.12 J	0.13 J	0.34 J	ND<0.360	ND<0.370	ND<0.370	ND<0.390	ND<0.370	ND<0.370	ND<0.370	0.43	ND<0.350	0.19 J	ND<0.400	0.24 J	1	1	1
Chrysene	0.046 J	0.14 J	0.16 J	0.4	ND<0.360	ND<0.370	ND<0.370	ND<0.390	ND<0.370	ND<0.370	ND<0.370	0.55	ND<0.350	0.23 J	ND<0.400	ND<0.340	1	1	3.9
Bis(2-ethylhexyl)phthalate	ND<0.370	ND<0.370	ND<0.370	ND<390	ND<0.360	ND<0.370	0.45	ND<0.390	ND<0.370	ND<0.370	ND<0.370	0.23 J	ND<0.350	0.12 J	1.2	ND<0.340	435	Not Listed	Not Listed
Benzo(b)fluoranthene	ND<0.370	0.2 J	0.14 J	0.45	ND<0.360	ND<0.370	ND<0.370	ND<0.390	ND<0.370	ND<0.370	ND<0.370	0.62	ND<0.350	0.27 J	ND<0.400	0.082 J	1.7	1	1
Benzo(k)fluoranthene	ND<0.370	0.086 J	0.054 J	0.25 J	ND<0.360	ND<0.370	ND<0.370	ND<0.390	ND<0.370	ND<0.370	ND<0.370	0.38 J	ND<0.350	0.16 J	ND<0.400	0.081 J	1.7	0.8	3.9
Benzo(a)pyrene	ND<0.370	0.12 J	0.1 J	0.36 J	ND<0.360	ND<0.370	ND<0.370	ND<0.390	ND<0.370	ND<0.370	ND<0.370	0.54	ND<0.350	0.23 J	ND<0.400	0.036 J	22	1	1
Indeno(1,2,3-cd)pyrene	ND<0.370	0.1 J	0.063 J	0.25 J	ND<0.360	ND<0.370	ND<0.370	ND<0.390	ND<0.370	ND<0.370	ND<0.370	0.4 J	ND<0.350	0.17 J	ND<0.400	ND<0.340	8.2	0.5	0.5
Dibenzo(a,h)anthracene	ND<0.370	ND<0.370	ND<0.370	0.077 J	ND<0.360	ND<0.370	ND<0.370	ND<0.390	ND<0.370	ND<0.370	ND<0.370	0.1 J	ND<0.350	ND<0.780	ND<0.400	ND<0.340	1,000	0.33	0.33
Benzo(g,h,i)perylene	ND<0.370	0.11 J	0.083 J	0.3 J	ND<0.360	ND<0.370	ND<0.370	ND<0.390	ND<0.370	ND<0.370	ND<0.370	0.43	ND<0.350	0.18 J	ND<0.400	ND<0.340	1,000	100	100
Total SVOCs	0.299 J	1.616 J	1.250	5.120 J	None Detected	None Detected	None Detected	None Detected	None Detected	None Detected	None Detected	5.968 J	None Detected	2.959	1.200	1.654			
Total SVOC TICs	6.050 NJ	0.190 J	0.220 J	0.380 N,J	None Detected	2,200 NJ	None Detected	None Detected	None Detected	0.93 N,J	None Detected	None Detected	16.880 NJ	None Detected	0.580 N,J	1.120 NJ	*Not Available*	*Not Available*	*Not Available*
Total SVOCs & SVOC TICs	6.349	1.806	1.470	5.500	None Detected	2,200	None Detected	None Detected	None Detected	0.93	None Detected	5.968	16.880	2.959	1.780	2.774			

Notes:
SVOC analysis by United States Environmental Protection Agency (USEPA) Method SW846 8270.
N - indicates presumptive evidence of a compound. This flag is used only for TICs, where the identification is based on the Mass Spectral library search. It is applied to all TIC results.
D - indicates all compounds identified in an anlaysis a the secondary dilution factor.
J – Indicates that the constituent was positively identified; but the associated numerical value is the approximate concentration of the constituent in the sample.
E - indicates a constituent whose concentration exceedst the calibration range of the instrument for this specific analysis.
NA = Not Applicable or Not Available
PPB = Parts per Billion
Highlighted type indicates that the constituent was detected at a concentration above the NYCRR Subpart 375-6 Remedial Program Soil Cleanup Objectives for the Protection of Public Health: Unrestricted Use
Bold type indicates a concentration above the NYCRR Subpart 375-6 Remedial Program Soil Cleanup Objectives for the Protection of Public Health: Restricted Residential Use.
Italicized type indicates a concentration above the NYCRR Subpart 375-6 Remedial Program Soil Cleanup Objectives for the Protection of Groundwater.
Indicates sample is a DUPLICATE of the sample preceeding this sample.

Table 3b - Page 2 of 6
690 Saint Paul Street
NYSDEC Brownfield Cleanup Program Remedial Investigation
NYSDEC BCP ID No. C828159

Summary of Detected Semi-Volatile Organic Compounds in Soil Samples
Results in Milligrams per Kilogram (mg/Kg)

Sample ID (Depth)	Soil Samples															NYCRR Subpart 375-6 Remedial Program Soil Cleanup Objectives for the Protection of Groundwater	NYCRR Subpart 375-6 Remedial Program Soil Cleanup Objectives for the Protection of Public Health: Unrestricted Use	NYCRR Subpart 375-6 Remedial Program Soil Cleanup Objectives for the Protection of Public Health: Restricted Residential Use
	690-SB-36-(2.0'-3.8')-O	690-SB-37 (0.7'-1.9')-O	690-SB-38-(0.8'-4.0')-O	690-SB-39 (0.5'-1.0')-O	690-SB-40 (0.5'-2.0')-O	690-SB-41 (0.6'-2.3')-O	690-SB-42-(1.0'-4.0')-O	690-SB-42-(1.0'-4.0')-D	690-SB-43 (0.6'-3.5')-O	690-SB-44-(0.8'-3.5')-O	690-SB-45-(0.8'-3.0')-O	690-SB-46-(0.8'-3.2')-O	690-SB-47-(0.8'-3.7')-O	690-SB-48 (0.6'-3.4')-O	690-SB-49 (0.6'-1.3')-O			
Area of Concern	**AOC #5**	**AOC #5**	**AOC #5**	**AOC #5**	**AOC #4**	**AOC #5**	**AOC #5**	**AOC #5**	**AOC #4**	**AOC #5**	**AOC #5**	**AOC #5**	**AOC #5**	**AOC #5**	**AOC #5**			
Sample Collection Date	**6/23/2010**	**9/28/2010**	**6/23/2010**	**9/27/2010**	**9/27/2010**	**9/27/2010**	**6/23/2010**	**6/23/2010**	**9/28/2010**	**6/23/2010**	**6/23/2010**	**6/23/2010**	**6/23/2010**	**9/28/2010**	**9/28/2010**			
Semi-Volatile Organic Compounds																		
Naphthalene	ND<0.380	ND<0.370	ND<0.370	ND<0.370	ND<0.390	ND<0.370	ND<0.380	ND<0.380	ND<0.380	ND<0.380	0.39 J	ND<0.380	ND<0.380	ND<0.360	ND<2.100	12	12	100
2-Methylnaphthalene	ND<0.380	ND<0.370	ND<0.370	ND<0.370	ND<0.390	ND<0.370	ND<0.380	ND<0.380	ND<0.380	ND<0.380	0.18 J	ND<0.380	ND<0.380	ND<0.360	ND<2.100	36	Not Listed	Not Listed
Acenaphthylene	ND<0.380	ND<0.370	ND<0.370	ND<0.370	ND<0.390	ND<0.370	0.16 J	ND<0.380	ND<0.380	ND<0.380	ND<7.9	0.047 J	ND<0.380	ND<0.360	ND<2.100	107	100	100
Acenaphthene	ND<0.380	ND<0.370	ND<0.370	ND<0.370	ND<0.390	ND<0.370	ND<0.380	ND<0.380	ND<0.380	ND<0.380	0.46	ND<0.380	ND<0.380	ND<0.360	ND<2.100	98	20	100
Dibenzofuran	ND<0.380	ND<0.370	ND<0.370	ND<0.370	ND<0.390	ND<0.370	ND<0.380	ND<0.380	ND<0.380	ND<0.380	0.66	0.04 J	ND<0.380	ND<0.360	ND<2.100	210	7	14
Fluorene	ND<0.380	ND<0.370	ND<0.370	ND<0.370	ND<0.390	ND<0.370	ND<0.380	ND<0.380	ND<0.380	ND<0.380	1.2	ND<0.380	ND<0.380	ND<0.360	ND<2.100	386	30	100
Phenanthrene	ND<0.380	ND<0.370	ND<0.370	ND<0.370	ND<0.390	ND<0.370	0.12 J	ND<0.380	ND<0.380	ND<0.380	18 D	0.37 J	ND<0.380	0.26 J	1.1 J	1,000	100	100
Anthracene	ND<0.380	ND<0.370	ND<0.370	ND<0.370	ND<0.390	ND<0.370	0.073 J	ND<0.380	ND<0.380	ND<0.380	7.1 DJ	0.1 J	ND<0.380	0.054 J	ND<2.100	1,000	100	100
Carbazole	ND<0.380	ND<0.370	ND<0.370	ND<0.370	ND<0.390	ND<0.370	ND<0.380	ND<0.380	ND<0.380	ND<0.380	0.68	ND<0.380	ND<0.380	ND<0.360	ND<2.100	Not Listed	Not Listed	Not Listed
Fluoranthene	ND<0.380	ND<0.370	0.038	ND<0.370	ND<0.390	ND<0.370	0.65	ND<0.380	ND<0.380	ND<0.380	49 D	0.7	ND<0.380	0.5	1.4 J	1,000	100	100
Pyrene	ND<0.380	ND<0.370	ND<0.370	ND<0.370	ND<0.390	ND<0.370	0.7	ND<0.380	ND<0.380	ND<0.380	76 D	0.61	ND<0.380	0.35 J	1.2 J	1,000	100	100
Benzo(a)anthracene	ND<0.380	ND<0.370	0.038	ND<0.370	ND<0.390	ND<0.370	0.54	ND<0.380	ND<0.380	ND<0.380	***41 D***	0.37 J	ND<0.380	0.21 J	0.38 J	1	1	1
Chrysene	ND<0.380	ND<0.370	ND<0.370	ND<0.370	ND<0.390	ND<0.370	0.56	ND<0.380	ND<0.380	ND<0.380	***44 D***	0.42	ND<0.380	0.23 J	0.51 J	1	1	3.9
Bis(2-ethylhexyl)phthalate	ND<0.380	ND<0.370	ND<0.370	0.35 J	ND<0.390	ND<0.370	ND<0.380	ND<0.380	ND<0.380	ND<0.380	ND<0.400	ND<0.380	ND<0.380	0.22 J	0.73 J	435	Not Listed	Not Listed
Benzo(b)fluoranthene	ND<0.380	ND<0.370	ND<0.370	ND<0.370	ND<0.390	ND<0.370	0.72	ND<0.380	ND<0.380	ND<0.380	***56 D***	0.4	ND<0.380	0.23 J	0.45 J	1.7	1	1
Benzo(k)fluoranthene	ND<0.380	ND<0.370	ND<0.370	ND<0.370	ND<0.390	ND<0.370	0.71	ND<0.380	ND<0.380	ND<0.380	***29 D***	0.23 J	ND<0.380	0.15 J	0.38 J	1.7	0.8	3.9
Benzo(a)pyrene	ND<0.380	ND<0.370	ND<0.370	ND<0.370	ND<0.390	ND<0.370	0.83	ND<0.380	ND<0.380	ND<0.380	***45 D***	0.32 J	ND<0.380	0.19 J	0.61 J	22	1	1
Indeno(1,2,3-cd)pyrene	ND<0.380	ND<0.370	ND<0.370	ND<0.370	ND<0.390	ND<0.370	0.53	ND<0.380	ND<0.380	ND<0.380	***25 D***	0.23 J	ND<0.380	0.12 J	ND<2.100	8.2	0.5	0.5
Dibenzo(a,h)anthracene	ND<0.380	ND<0.370	ND<0.370	ND<0.370	ND<0.390	ND<0.370	0.21 J	ND<0.380	ND<0.380	ND<0.380	*4.5 DJ*	0.055 J	ND<0.380	ND<0.360	ND<2.100	1,000	0.33	0.33
Benzo(g,h,i)perylene	ND<0.380	ND<0.370	ND<0.370	ND<0.370	ND<0.390	ND<0.370	0.53	ND<0.380	ND<0.380	ND<0.380	0.39 J	0.27 J	ND<0.380	0.13 J	ND<2.100	1,000	100	100
Total SVOCs	None Detected	None Detected	0.076	0.35 J	None Detected	None Detected	6.333	None Detected	None Detected	None Detected	398.560	4.162	None Detected	2.644 J	6.760 J	*Not Available*	*Not Available*	*Not Available*
Total SVOC TICs	0.3 NJ	None Detected	1.390 NJ	None Detected	None Detected	1.660 N,J	1.770 NJ	0.77 NJ	None Detected	1,020 NJ	9.410 NJ	3.470 NJ	None Detected	None Detected	15.00 J			
Total SVOCs & SVOC TICs	0.3	None Detected	1.466	0.35	None Detected	1.660	8.103	0.77	None Detected	1,020	407.970	7.632	None Detected	2.644	21.76			

Notes:
SVOC analysis by United States Environmental Protection Agency (USEPA) Method SW846 8270.
N - indicates presumptive evidence of a compound. This flag is used only for TICs, where the identification is based on the Mass Spectral library search. It is applied to all TIC results.
D - indicates all compounds identified in an anlaysis a the secondary dilution factor.
J – Indicates that the constituent was positively identified; but the associated numerical value is the approximate concentration of the constituent in the sample.
E - indicates a constituent whose concentration exceedst the calibration range of the instrument for this specific analysis.
NA = Not Applicable or Not Available
PPB = Parts per Billion
Highlighted type indicates that the constituent was detected at a concentration above the NYCRR Subpart 375-6 Remedial Program Soil Cleanup Objectives for the Protection of Public Health: Unrestricted Use
Bold type indicates a concentration above the NYCRR Subpart 375-6 Remedial Program Soil Cleanup Objectives for the Protection of Public Health: Restricted Residential Use.
Italicized type indicates a concentration above the NYCRR Subpart 375-6 Remedial Program Soil Cleanup Objectives for the Protection of Groundwater.
Indicates sample is a DUPLICATE of the sample preceeding this sample.

Table 3b - Page 3 of 6
690 Saint Paul Street
NYSDEC Brownfield Cleanup Program Remedial Investigation
NYSDEC BCP ID No. C828159

Summary of Detected Semi-Volatile Organic Compounds in Soil Samples
Results in Micrograms per Kilogram (µg/Kg)

Sample ID (Depth)	Soil Samples										NYCRR Subpart 375-6 Remedial Program Soil Cleanup Objectives for the Protection of Groundwater	NYCRR Subpart 375-6 Remedial Program Soil Cleanup Objectives for the Protection of Public Health: Unrestricted Use	NYCRR Subpart 375-6 Remedial Program Soil Cleanup Objectives for the Protection of Public Health: Restricted Residential Use
	690-SB-50 (0.6'-3.5')-O	690-SB-51-(0.9'-2.5')-O	690-SB-52-(0.9'-4.0')-O	690-SB-54 (0.6'-3.4')-O	690-SB-55 (0.6'-1.4')-O	690-SB-56 (3.0'-4.0')-O	690-SB-57 (0.4'-1.0')-O	690-SB-58 (4.0'-7.3')-O	690-SB-59 (0.4'-4.0')-O	690-SB-60 (2.5'-4.0')-O			
Area of Concern	**AOC #5**	**AOC #5**	**AOC #5**	**AOC #5**	**AOC #5**	**AOC #5**	**AOC #5**	**AOC #5**	**AOC #5**	**AOC #6**			
Sample Collection Date	**9/28/2010**	**6/23/2010**	**6/23/2010**	**9/28/2010**	**9/28/2010**	**6/22/2010**	**9/23/2010**	**9/22/2010**	**9/23/2010**	**9/23/2010**			
Semi-Volatile Organic Compounds													
Naphthalene	0.054 J	ND<0.380	ND<0.370	ND<0.400	0.75	ND<0.360	ND<0.360	ND<0.360	ND<0.360	ND<0.350	12	12	100
2-Methylnaphthalene	ND<0.400	ND<0.380	ND<0.370	ND<0.400	0.28 J	ND<0.360	ND<0.360	ND<0.360	ND<0.360	ND<0.350	36	Not Listed	Not Listed
Acenaphthylene	ND<0.400	ND<0.380	ND<0.370	ND<0.400	0.22 J	ND<0.360	ND<0.360	ND<0.360	ND<0.360	ND<0.350	107	100	100
Acenaphthene	0.12 J	ND<0.380	ND<0.370	ND<0.400	0.18 J	ND<0.360	ND<0.360	ND<0.360	ND<0.360	ND<0.350	98	20	100
Dibenzofuran	0.092 J	ND<0.380	ND<0.370	ND<0.400	0.34 J	ND<0.360	ND<0.360	ND<0.360	ND<0.360	ND<0.350	210	7	14
Fluorene	0.11 J	ND<0.380	ND<0.370	ND<0.400	0.49	ND<0.360	ND<0.360	ND<0.360	ND<0.360	ND<0.350	386	30	100
Phenanthrene	1.5	0.058	ND<0.370	ND<0.400	2.4	ND<0.360	0.42	ND<0.360	ND<0.360	ND<0.350	1,000	100	100
Anthracene	0.23 J	ND<0.380	ND<0.370	ND<0.400	0.77	ND<0.360	0.69 J	ND<0.360	ND<0.360	ND<0.350	1,000	100	100
Carbazole	0.066 J	ND<0.380	ND<0.370	ND<0.400	0.74 J	ND<0.360	0.48 J	ND<0.360	ND<0.360	ND<0.350	Not Listed	Not Listed	Not Listed
Fluoranthene	1.9	0.039	ND<0.370	ND<0.400	5.1	ND<0.360	0.43	ND<0.360	0.043 J	ND<0.350	1,000	100	100
Pyrene	1.3	0.04	ND<0.370	ND<0.400	3.9	ND<0.360	0.3 J	ND<0.360	ND<0.360	ND<0.350	1,000	100	100
Benzo(a)anthracene	0.81	ND<0.380	ND<0.370	ND<0.400	***1.6***	ND<0.360	0.18 J	ND<0.360	ND<0.360	ND<0.350	1	1	1
Chrysene	0.83	ND<0.380	ND<0.370	ND<0.400	**1.6**	ND<0.360	0.21 J	ND<0.360	ND<0.360	ND<0.350	1	1	3.9
Bis(2-ethylhexyl)phthalate	ND<0.400	ND<0.380	ND<0.370	ND<0.400	ND<0.430	ND<0.360	0.17 J	ND<0.360	ND<0.360	ND<0.350	435	Not Listed	Not Listed
Benzo(b)fluoranthene	0.85	ND<0.380	ND<0.370	ND<0.400	*1.1*	ND<0.360	0.24 J	ND<0.360	ND<0.360	ND<0.350	1.7	1	1
Benzo(k)fluoranthene	0.48	ND<0.380	ND<0.370	ND<0.400	0.62	ND<0.360	0.093 J	ND<0.360	ND<0.360	ND<0.350	1.7	0.8	3.9
Benzo(a)pyrene	0.67	ND<0.380	ND<0.370	ND<0.400	0.78	ND<0.360	0.15 J	ND<0.360	ND<0.360	ND<0.350	22	1	1
Indeno(1,2,3-cd)pyrene	0.41	ND<0.380	ND<0.370	ND<0.400	0.32 J	ND<0.360	0.094 J	ND<0.360	ND<0.360	ND<0.350	8.2	0.5	0.5
Dibenzo(a,h)anthracene	0.14 J	ND<0.380	ND<0.370	ND<0.400	0.12 J	ND<0.360	ND<0.360	ND<0.360	ND<0.360	ND<0.350	1,000	0.33	0.33
Benzo(g,h,i)perylene	0.42	ND<0.380	ND<0.370	ND<0.400	0.32 J	ND<0.360	0.098 J	ND<0.360	ND<0.360	ND<0.350	1,000	100	100
Total SVOCs	9.982	0.137	None Detected	None Detected	21.630	None Detected	3.555 J	None Detected	0.043 J	None Detected	*Not Available*	*Not Available*	*Not Available*
Total SVOC TICs	1.080 N,J	0.240 NJ	0.290 NJ	None Detected	10.430 N,J	0.15 J	None Detected	None Detected	None Detected	0.32 N,J			
Total SVOCs & SVOC TICs	11.062	0.377	0.290	None Detected	32.060	0.15	3.555	None Detected	0.0	0.32			

Notes:
SVOC analysis by United States Environmental Protection Agency (USEPA) Method SW846 8270.
N - indicates presumptive evidence of a compound. This flag is used only for TICs, where the identification is based on the Mass Spectral library search. It is applied to all TIC results.
D - indicates all compounds identified in an anlaysis a the secondary dilution factor.
J – Indicates that the constituent was positively identified; but the associated numerical value is the approximate concentration of the constituent in the sample.
E - indicates a constituent whose concentration exceedst the calibration range of the instrument for this specific analysis.
NA = Not Applicable or Not Available
PPB = Parts per Billion
Highlighted type indicates that the constituent was detected at a concentration above the NYCRR Subpart 375-6 Remedial Program Soil Cleanup Objectives for the Protection of Public Health: Unrestricted Use
Bold type indicates a concentration above the NYCRR Subpart 375-6 Remedial Program Soil Cleanup Objectives for the Protection of Public Health: Restricted Residential Use.
Italicized type indicates a concentration above the NYCRR Subpart 375-6 Remedial Program Soil Cleanup Objectives for the Protection of Groundwater.
Indicates sample is a DUPLICATE of the sample preceeding this sample.

Table 3b - Page 4 of 6
690 Saint Paul Street
NYSDEC Brownfield Cleanup Program Remedial Investigation
NYSDEC BCP ID No. C828159

Summary of Detected Semi-Volatile Organic Compounds in Soil Samples
Results in Milligrams per Kilogram (mg/Kg)

Sample ID (Depth)	Soil Samples										NYCRR Subpart 375-6 Remedial Program Soil Cleanup Objectives for the Protection of Groundwater	NYCRR Subpart 375-6 Remedial Program Soil Cleanup Objectives for the Protection of Public Health: Unrestricted Use	NYCRR Subpart 375-6 Remedial Program Soil Cleanup Objectives for the Protection of Public Health: Restricted Residential Use
	690-SB-61 (6.3'-8.0')-O	690-SB-62 (6.2'-7.8')-O	690-SB-63 (4.0'-6.3')-O	690-SB-63 (4.0'-6.3')-D	690-SB-64 (6.5'-8.0')-O	690-SB-65 (4.0'-5.5')-O	690-SB-65 (4.0'-5.5')-D	690-SB-66 (4.0'-5.2')-O	690-SB-67 (8.0'-12.0')-O	690-SB-68 (9.5'-10.8')-O			
Area of Concern	**AOC #5**	**AOC #5**	**AOC #5**	**AOC #5**	**AOC #5**	**AOC #5**	**AOC #5**	**AOC #5**	**AOC #6**	**AOC #6**			
Sample Collection Date	**6/24/2010**	**9/24/2010**	**9/23/2010**	**9/23/2010**	**6/24/2010**	**6/24/2010**	**6/24/2010**	**6/24/2010**	**6/22/2010**	**9/24/2010**			
Semi-Volatile Organic Compounds													
Naphthalene	ND<0.360	ND<0.370	0.046 J	ND<0.360	ND<0.370	ND<0.380	0.100 J	ND<0.470	ND<0.360	ND<0.390	12	12	100
2-Methylnaphthalene	ND<0.360	ND<0.370	ND<0.740	ND<0.360	ND<0.370	ND<0.380	0.88 J	ND<0.470	ND<0.360	ND<0.390	36	Not Listed	Not Listed
Acenaphthylene	ND<0.360	ND<0.370	ND<0.740	ND<0.360	ND<0.370	ND<0.380	0.35 J	ND<0.470	ND<0.360	ND<0.390	107	100	100
Acenaphthene	ND<0.360	ND<0.370	0.047 J	ND<0.360	ND<0.370	ND<0.380	0.32 J	ND<0.470	ND<0.360	ND<0.390	98	20	100
Dibenzofuran	ND<0.360	ND<0.370	0.078 J	ND<0.360	ND<0.370	ND<0.380	0.19 J	ND<0.470	ND<0.360	ND<0.390	210	7	14
Fluorene	ND<0.360	ND<0.370	0.073 J	ND<0.360	ND<0.370	ND<0.380	0.42 J	ND<0.470	ND<0.360	ND<0.390	386	30	100
Phenanthrene	ND<0.360	ND<0.370	1.2	ND<0.360	ND<0.370	ND<0.380	4.9	ND<0.470	ND<0.360	ND<0.390	1,000	100	100
Anthracene	ND<0.360	ND<0.370	0.18 J	ND<0.360	ND<0.370	ND<0.380	0.8	ND<0.470	ND<0.360	ND<0.390	1,000	100	100
Carbazole	ND<0.360	ND<0.370	0.12 J	ND<0.360	ND<0.370	ND<0.380	0.53	ND<0.470	ND<0.360	ND<0.390	Not Listed	Not Listed	Not Listed
Fluoranthene	ND<0.360	ND<0.370	1.0	ND<0.360	ND<0.370	ND<0.380	5.2 D	ND<0.470	ND<0.360	ND<0.390	1,000	100	100
Pyrene	ND<0.360	ND<0.370	0.74	ND<0.360	ND<0.370	ND<0.380	5.4	ND<0.470	ND<0.360	ND<0.390	1,000	100	100
Benzo(a)anthracene	ND<0.360	ND<0.370	0.4	ND<0.360	ND<0.370	ND<0.380	***2.9***	ND<0.470	ND<0.360	ND<0.390	1	1	1
Chrysene	ND<0.360	ND<0.370	0.41	ND<0.360	ND<0.370	ND<0.380	***3.4***	ND<0.470	ND<0.360	ND<0.390	1	1	3.9
Bis(2-ethylhexyl)phthalate	ND<0.360	ND<0.370	0.11 J	ND<0.360	ND<0.370	ND<0.380	ND<390	ND<0.470	ND<0.360	ND<0.390	435	Not Listed	Not Listed
Benzo(b)fluoranthene	ND<0.360	ND<0.370	0.45	ND<0.360	ND<0.370	ND<0.380	***3.0***	ND<0.470	ND<0.360	ND<0.390	1.7	1	1
Benzo(k)fluoranthene	ND<0.360	ND<0.370	0.27 J	ND<0.360	ND<0.370	ND<0.380	*2.7*	ND<0.470	ND<0.360	ND<0.390	1.7	0.8	3.9
Benzo(a)pyrene	ND<0.360	ND<0.370	0.28 J	ND<0.360	ND<0.370	ND<0.380	*2.6*	ND<0.470	ND<0.360	ND<0.390	22	1	1
Indeno(1,2,3-cd)pyrene	ND<0.360	ND<0.370	0.19 J	ND<0.360	ND<0.370	ND<0.380	*1.6*	ND<0.470	ND<0.360	ND<0.390	8.2	0.5	0.5
Dibenzo(a,h)anthracene	ND<0.360	ND<0.370	0.064 J	ND<0.360	ND<0.370	ND<0.380	0.64	ND<0.470	ND<0.360	ND<0.390	1,000	0.33	0.33
Benzo(g,h,i)perylene	ND<0.360	ND<0.370	0.21 J	ND<0.360	ND<0.370	ND<0.380	1.8	ND<0.470	ND<0.360	ND<0.390	1,000	100	100
Total SVOCs	None Detected	None Detected	5.868	None Detected	None Detected	None Detected	37.730 JE	None Detected	None Detected	None Detected	*Not Available*	*Not Available*	*Not Available*
Total SVOC TICs	0.47 NJ	None Detected	0.730 N,J	1,900 N,J	None Detected	0.340 NJ	10.55 NJ	0.550 NJ	0.22 J	0.74			
Total SVOCs & SVOC TICs	0.47	None Detected	6.598	1,900	None Detected	0.340	48.280	0.550	0.22	0.7			

Notes:
SVOC analysis by United States Environmental Protection Agency (USEPA) Method SW846 8270.
N - indicates presumptive evidence of a compound. This flag is used only for TICs, where the identification is based on the Mass Spectral library search. It is applied to all TIC results.
D - indicates all compounds identified in an anlaysis a the secondary dilution factor.
J – Indicates that the constituent was positively identified; but the associated numerical value is the approximate concentration of the constituent in the sample.
E - indicates a constituent whose concentration exceedst the calibration range of the instrument for this specific analysis.
NA = Not Applicable or Not Available
PPB = Parts per Billion
Highlighted type indicates that the constituent was detected at a concentration above the NYCRR Subpart 375-6 Remedial Program Soil Cleanup Objectives for the Protection of Public Health: Unrestricted Use
Bold type indicates a concentration above the NYCRR Subpart 375-6 Remedial Program Soil Cleanup Objectives for the Protection of Public Health: Restricted Residential Use.
Italicized type indicates a concentration above the NYCRR Subpart 375-6 Remedial Program Soil Cleanup Objectives for the Protection of Groundwater.
Indicates sample is a DUPLICATE of the sample preceeding this sample.

Table 3b - Page 5 of 6
690 Saint Paul Street
NYSDEC Brownfield Cleanup Program Remedial Investigation
NYSDEC BCP ID No. C828159

Summary of Detected Semi-Volatile Organic Compounds in Soil Samples
Results in Milligrams per Kilogram (mg/Kg)

Sample ID (Depth)	Soil Samples										NYCRR Subpart 375-6 Remedial Program Soil Cleanup Objectives for the Protection of Groundwater	NYCRR Subpart 375-6 Remedial Program Soil Cleanup Objectives for the Protection of Public Health: Unrestricted Use	NYCRR Subpart 375-6 Remedial Program Soil Cleanup Objectives for the Protection of Public Health: Restricted Residential Use
	690-SB-69 (6.0'-8.0')-O	690-SB-70 (8.0'-11.5')-O	690-SB-71 (8.0'-11.3')-O	690-SB-72 (9.0'-11.0')-O	690-SB-73 (0.4'-4.0')-O	690-SB-74 (6.5'-7.0')-O	690-SB-75 (6.5'-7.0')-O	690-SB-76 (7.7'-8.0')-O	690-SB-77 (0.0'-4.0')-O	690-SB-78 (6.5'-7.0')-O			
Area of Concern	**AOC #2**	**AOC #6**	**AOC #8**	**AOC #8**	**AOC #6B**	**AOC #6**	**AOC #6**	**AOC #6C**	**AOC #6D**	**AOC #6D**			
Sample Collection Date	**9/24/2010**	**6/22/2010**	**9/23/2010**	**6/22/2010**	**9/23/2010**	**9/24/2010**	**9/27/2010**	**3/24/10**	**3/24/10**	**9/27/2010**			
Semi-Volatile Organic Compounds													
Naphthalene	ND<0.380	ND<0.360	ND<0.370	ND<0.360	ND<0.750	ND<0.390	ND<0.380	ND<0.370	0.15 J	ND<0.350	12	12	100
2-Methylnaphthalene	ND<0.380	ND<0.360	ND<0.370	ND<0.360	ND<0.750	ND<0.390	ND<0.380	ND<0.370	0.083 J	ND<0.350	36	Not Listed	Not Listed
Acenaphthylene	ND<0.380	ND<0.360	ND<0.370	ND<0.360	ND<0.750	ND<0.390	ND<0.380	ND<0.370	0.061 J	ND<0.350	107	100	100
Acenaphthene	ND<0.380	ND<0.360	ND<0.370	ND<0.360	ND<0.750	ND<0.390	ND<0.380	ND<0.370	0.077 J	ND<0.350	98	20	100
Dibenzofuran	ND<0.380	ND<0.360	ND<0.370	ND<0.360	ND<0.750	ND<0.390	ND<0.380	ND<0.370	0.089 J	ND<0.350	210	7	14
Fluorene	ND<0.380	ND<0.360	ND<0.370	ND<0.360	ND<0.750	ND<0.390	ND<0.380	ND<0.370	0.097 J	ND<0.350	386	30	100
Phenanthrene	ND<0.380	ND<0.360	ND<0.370	ND<0.360	ND<0.750	ND<0.390	ND<0.380	ND<0.370	0.87	0.035 J	1,000	100	100
Anthracene	ND<0.380	ND<0.360	ND<0.370	ND<0.360	ND<0.750	ND<0.390	ND<0.380	ND<0.370	0.25 J	ND<0.350	1,000	100	100
Carbazole	ND<0.380	ND<0.360	ND<0.370	ND<0.360	ND<0.750	ND<0.390	ND<0.380	ND<0.370	0.071 J	ND<0.350	Not Listed	Not Listed	Not Listed
Fluoranthene	ND<0.380	ND<0.360	ND<0.370	ND<0.360	0.079 J	ND<0.390	ND<0.380	ND<0.370	3.3	ND<0.350	1,000	100	100
Pyrene	ND<0.380	ND<0.360	ND<0.370	ND<0.360	0.074 J	ND<0.390	ND<0.380	ND<0.370	2.8	0.076 J	1,000	100	100
Benzo(a)anthracene	ND<0.380	ND<0.360	ND<0.370	ND<0.360	0.048 J	ND<0.390	ND<0.380	ND<0.370	***1.8***	0.087 J	1	1	1
Chrysene	ND<0.380	ND<0.360	ND<0.370	ND<0.360	0.053 J	ND<0.390	ND<0.380	ND<0.370	***1.8***	0.18 J	1	1	3.9
Bis(2-ethylhexyl)phthalate	ND<0.380	ND<0.360	0.14 J	ND<0.360	ND<0.750	ND<0.390	ND<0.380	ND<0.370	0.13 J	1.7	435	Not Listed	Not Listed
Benzo(b)fluoranthene	ND<0.380	ND<0.360	ND<0.370	ND<0.360	0.075 J	ND<0.390	ND<0.380	ND<0.370	***2.5***	ND<0.350 U	1.7	1	1
Benzo(k)fluoranthene	ND<0.380	ND<0.360	ND<0.370	ND<0.360	ND<0.750	ND<0.390	ND<0.380	ND<0.370	0.63	ND<0.350	1.7	0.8	3.9
Benzo(a)pyrene	ND<0.380	ND<0.360	ND<0.370	ND<0.360	0.061 J	ND<0.390	ND<0.380	ND<0.370	**1.7**	ND<0.350	22	1	1
Indeno(1,2,3-cd)pyrene	ND<0.380	ND<0.360	ND<0.370	ND<0.360	0.043 J	ND<0.390	ND<0.380	ND<0.370	**1.4**	ND<0.350	8.2	0.5	0.5
Dibenzo(a,h)anthracene	ND<0.380	ND<0.360	ND<0.370	ND<0.360	ND<0.750	ND<0.390	ND<0.380	ND<0.370	**0.5** J	ND<0.350	1,000	0.33	0.33
Benzo(g,h,i)perylene	ND<0.380	ND<0.360	ND<0.370	ND<0.360	0.051 J	ND<0.390	ND<0.380	ND<0.370	1.4	ND<0.350	1,000	100	100
Total SVOCs	None Detected	None Detected	0.14 J	None Detected	0.484 J	None Detected	None Detected	None Detected	19.708 J	2.078	*Not Available*	*Not Available*	*Not Available*
Total SVOC TICs	None Detected	0.58 NJ	None Detected	0.17 J	None Detected	0.790 N,J	None Detected	1.280 BNJ	6.650 NJ	4.280 N,J			
Total SVOCs & SVOC TICs	None Detected	0.58	0.14	0.17	0.484	0.790	None Detected	1.280	26.358	6.358			

Notes:
SVOC analysis by United States Environmental Protection Agency (USEPA) Method SW846 8270.
N - indicates presumptive evidence of a compound. This flag is used only for TICs, where the identification is based on the Mass Spectral library search. It is applied to all TIC results.
D - indicates all compounds identified in an anlaysis a the secondary dilution factor.
J – Indicates that the constituent was positively identified; but the associated numerical value is the approximate concentration of the constituent in the sample.
E - indicates a constituent whose concentration exceedst the calibration range of the instrument for this specific analysis.
NA = Not Applicable or Not Available
PPB = Parts per Billion
Highlighted type indicates that the constituent was detected at a concentration above the NYCRR Subpart 375-6 Remedial Program Soil Cleanup Objectives for the Protection of Public Health: Unrestricted Use
Bold type indicates a concentration above the NYCRR Subpart 375-6 Remedial Program Soil Cleanup Objectives for the Protection of Public Health: Restricted Residential Use.
Italicized type indicates a concentration above the NYCRR Subpart 375-6 Remedial Program Soil Cleanup Objectives for the Protection of Groundwater.
Indicates sample is a DUPLICATE of the sample preceeding this sample.

690 Saint Paul Street
NYSDEC Brownfield Cleanup Program Remedial Investigation
NYSDEC BCP ID No. C828159

Summary of Detected Semi-Volatile Organic Compounds in Soil Samples
Results in Milligrams per Kilogram (Mg/Kg)

Sample ID (Depth)	Soil Samples																NYCRR Subpart 375-6 Remedial Program Soil Cleanup Objectives for the Protection of Groundwater	NYCRR Subpart 375-6 Remedial Program Soil Cleanup Objectives for the Protection of Public Health: Unrestricted Use	NYCRR Subpart 375-6 Remedial Program Soil Cleanup Objectives for the Protection of Public Health: Restricted Residential Use
	690-SB-78 (7.2'-8.0')-O	690-SB-79 (0.0'-3.3')-O	690-SB-80 (0.0'-2'5')-O	690-SB-81 (4.0'-7.9')O	690-SB-82 (0.2'-4.0')O	690-SB-82 (0.2'-4.0')-D	690-SB-90	690-SB-96 (4.0'-4.5')-O	690-SB-97 (3.0'-4.1')-O	690-MW-5 (7.2'-8.0')-O	690-MW-6 (8.3'-10.3')-O	690-MW-6-(8.3'-10.3')-D	690-SG-2 (4.0'-7.9')-O	690-SG-5 (8.0'-12.0')-O	690-SG-5-(8.0'-12.0')-D			
Area of Concern	AOC #6D	AOC #5	AOC #5	AOC #6	AOC #6	AOC #6	AOC #5	AOC #6	AOC #6	AOC #2	AOC #8	AOC #8	AOC #1	AOC #2	AOC #2			
Sample Collection Date	9/27/2010	3/25/10	3/25/10	9/27/2010	9/27/2010	9/27/2010	9/22/2010	9/27/2010	9/22/2010	6/22/2010	6/22/2010	6/23/2010	6/24/2010	6/22/2010	6/22/2010			
Semi-Volatile Organic Compounds																		
Naphthalene	ND<0.360	ND<0.360	ND<0.340	ND<0.370	ND<0.360	ND<0.350	ND<0.390	ND<0.400	ND<0.360	ND<0.380	ND<0.390 J	ND<0.370	ND<0.400	0.047 J	ND<0.370		12	12	100
2-Methylnaphthalene	ND<0.360	ND<0.360	ND<0.340	ND<0.370	ND<0.360	ND<0.350	ND<0.390	ND<0.400	ND<0.360	ND<0.380	ND<0.390 J	ND<0.370	ND<0.400	ND<0.360	0.042 J		36	Not Listed	Not Listed
Acenaphthylene	ND<0.360	ND<0.360	ND<0.340	ND<0.370	ND<0.360	ND<0.350	ND<0.390	ND<0.400	ND<0.360	ND<0.380	ND<0.390 J	ND<0.370	ND<0.400	ND<0.360	ND<0.370		107	100	100
Acenaphthene	ND<0.360	ND<0.360	ND<0.340	ND<0.370	ND<0.360	ND<0.350	0.092 J	ND<0.400	ND<0.360	ND<0.380	ND<0.390 J	ND<0.370	ND<0.400	ND<0.360	ND<0.370		98	20	100
Dibenzofuran	ND<0.360	ND<0.360	ND<0.340	ND<0.370	ND<0.360	ND<0.350	0.078 J	ND<0.400	ND<0.360	ND<0.380	ND<0.390 J	ND<0.370	ND<0.400	ND<0.360	ND<0.370		210	7	14
Fluorene	ND<0.360	ND<0.360	ND<0.340	ND<0.370	ND<0.360	ND<0.350	0.08 J	ND<0.400	ND<0.360	ND<0.380	ND<0.390 J	ND<0.370	ND<0.400	ND<0.360	ND<0.370		386	30	100
Phenanthrene	0.068 J	ND<0.360	ND<0.340	ND<0.370	ND<0.360	ND<0.350	1.3	0.063 J	ND<0.360	ND<0.380	ND<0.390 J	ND<0.370	ND<0.400	ND<0.360	ND<0.370		1,000	100	100
Anthracene	ND<0.360	ND<0.360	ND<0.340	ND<0.370	ND<0.360	ND<0.350	0.3 J	ND<0.400	ND<0.360	ND<0.380	ND<0.390 J	ND<0.370	ND<0.400	ND<0.360	ND<0.370		1,000	100	100
Carbazole	ND<0.360	ND<0.360	ND<0.340	ND<0.370	ND<0.360	ND<0.350	0.052 J	ND<0.400	ND<0.360	ND<0.380	ND<0.390 J	ND<0.370	ND<0.400	ND<0.360	ND<0.370		Not Listed	Not Listed	Not Listed
Fluoranthene	ND<0.360	ND<0.360	ND<0.340	0.053 J	ND<0.360	0.082 J	1.3	0.11 J	0.36 J	ND<0.380	ND<0.390 J	ND<0.370	ND<0.400	ND<0.360	ND<0.370		1,000	100	100
Pyrene	ND<0.360	ND<0.360	ND<0.340	0.049 J	ND<0.360	0.075 J	1.2	0.1 J	0.26 J	ND<0.380	ND<0.390 J	ND<0.370	ND<0.400	ND<0.360	ND<0.370		1,000	100	100
Benzo(a)anthracene	ND<0.360	ND<0.360	ND<0.340	ND<0.370 U	ND<0.360	0.064 J	0.53	0.054 J	0.15 J	ND<0.380	ND<0.390 J	ND<0.370	ND<0.400	ND<0.360	ND<0.370		1	1	1
Chrysene	ND<0.360	ND<0.360	ND<0.340	ND<0.370	ND<0.360	0.069 J	0.54	0.058 J	0.18 J	ND<0.380	ND<0.390 J	ND<0.370	ND<0.400	ND<0.360	ND<0.370		1	1	3.9
Bis(2-ethylhexyl)phthalate	0.78	ND<0.360	ND<0.340	ND<0.370	ND<0.360	ND<0.350	0.78	ND<0.400	0.2 J	ND<0.380	ND<0.390 J	ND<0.370	ND<0.400	ND<0.360	ND<0.370		435	Not Listed	Not Listed
Benzo(b)fluoranthene	ND<0.360	ND<0.360	ND<0.340	ND<0.370	ND<0.360	0.093 J	0.56	0.076 J	0.21 J	ND<0.380	ND<0.390 J	ND<0.370	ND<0.400	ND<0.360	ND<0.370		1.7	1	1
Benzo(k)fluoranthene	ND<0.360	ND<0.360	ND<0.340	ND<0.370	ND<0.360	0.046 J	0.28 J	ND<0.400	0.098 J	ND<0.380	ND<0.390 J	ND<0.370	ND<0.400	ND<0.360	ND<0.370		1.7	0.8	3.9
Benzo(a)pyrene	ND<0.360	ND<0.360	ND<0.340	0.04 J	ND<0.360	0.078 J	0.43	0.053 J	0.16 J	ND<0.380	ND<0.390 J	ND<0.370	ND<0.400	ND<0.360	ND<0.370		22	1	1
Indeno(1,2,3-cd)pyrene	ND<0.360	ND<0.360	ND<0.340	ND<0.370	ND<0.360	0.052 J	0.27 J	ND<0.400	0.1 J	ND<0.380	ND<0.390 J	ND<0.370	ND<0.400	ND<0.360	ND<0.370		8.2	0.5	0.5
Dibenzo(a,h)anthracene	ND<0.360 J	ND<0.360 J	ND<0.340 J	ND<0.370	ND<0.360	ND<0.350	0.067 J	ND<0.400	ND<0.360	ND<0.380	ND<0.390 J	ND<0.370	ND<0.400	ND<0.360	ND<0.370		1,000	0.33	0.33
Benzo(g,h,i)perylene	ND<0.360	ND<0.360	ND<0.340	ND<0.370	ND<0.360	0.065 J	0.28 J	0.048 J	0.11 J	ND<0.380	ND<0.390 J	ND<0.370	ND<0.400	ND<0.360	ND<0.370		1,000	100	100
Total SVOCs	0.848	None Detected	None Detected	0.142 J	None Detected	0.624 J	8.139 J	0.562	1.828	None Detected	None Detected	None Detected	None Detected	0.047	0.042 J		*Not Available*	*Not Available*	*Not Available*
Total SVOC TICs	8.530 N,J	0.730 NJ	1,134,630 NJ	None Detected	None Detected	None Detected	0.870 N,J	0.210 J	12.060 N,J	0.19 NJ	2.420 NJ	None Detected	None Detected	3.9 NJ	None Detected				
Total SVOCs & SVOC TICs	9.378	0.730	1,134,630	0.142	None Detected	0.624	9.009	0.772	13.888	0.19	2.420	None Detected	None Detected	3.947	0.042				

Notes:
SVOC analysis by United States Environmental Protection Agency (USEPA) Method SW846 8270.
N - indicates presumptive evidence of a compound. This flag is used only for TICs, where the identification is based on the Mass Spectral library search. It is applied to all TIC results.
D - indicates all compounds identified in an anlaysis a the secondary dilution factor.
J – Indicates that the constituent was positively identified; but the associated numerical value is the approximate concentration of the constituent in the sample.
E - indicates a constituent whose concentration exceedst the calibration range of the instrument for this specific analysis.
NA = Not Applicable or Not Available
PPB = Parts per Billion
Highlighted type indicates that the constituent was detected at a concentration above the NYCRR Subpart 375-6 Remedial Program Soil Cleanup Objectives for the Protection of Public Health: Unrestricted Use
Bold type indicates a concentration above the NYCRR Subpart 375-6 Remedial Program Soil Cleanup Objectives for the Protection of Public Health: Restricted Residential Use.
Italicized type indicates a concentration above the NYCRR Subpart 375-6 Remedial Program Soil Cleanup Objectives for the Protection of Groundwater.
Indicates sample is a DUPLICATE of the sample preceeding this sample.

Table 3c - Page 1 of 5
690 Saint Paul Street
NYSDEC Brownfield Cleanup Program Remedial Investigation
NYSDEC BCP ID No. C828159

Summary of Detected Metals in Soil Samples
Results in Milligrams per Kilogram (mg/Kg)

Sample ID (Depth)	Soil Samples															NYCRR Subpart 375-6 Remedial Program Soil Cleanup Objectives for the Protection of Groundwater (ppm)	NYCRR Subpart 375-6 Remedial Program Soil Cleanup Objectives for the Protection of Public Health: Unrestricted Use (ppm)	NYCRR Subpart 375-6 Remedial Program Soil Cleanup Objectives for the Protection of Public Health: Restricted Residential Use (ppm)
	690-SB-18 (4.0'-4.6')-O	690-SB-22 (2.0'-3.2')-O	690-SB-23 (4.0-6.0')-O	690-SB-24 (0.4'-3.5')-O	690-SB-25 (8.0'-10.7')-O	690-SB-26 (8.0'-11.3')-O	690-SB-27 (8.0'-10.5')-O	690-SB-28 (4.0-8.0')-O	690-SB-29 (8.0'-10.4')-O	690-SB-30 (8.0'-10.7')-O	690-SB-30 (8.0'-10.7')-D	690-SB-31 (0.5'-1.5')-O	690-SB-32 (1.2-2.0')-O	690-SB-33 (0.6'-1.6')-O	690-SB-34 (0.5'-1.4')-O			
Area of Concern	**AOC #1**	**AOC #6**	**AOC #6**	**AOC #2**	**AOC #2**	**AOC #2**	**AOC #2**	**AOC #3**	**AOC #3**	**AOC #8**	**AOC #8**	**AOC #5**	**AOC #5**	**AOC #5**	**AOC #5**			
Sample Collection Date	**3/24/10**	**9/22/2010**	**6/22/2010**	**9/22/2010**	**9/22/2010**	**6/24/2010**	**9/22/2010**	**6/22/2010**	**9/22/2010**	**9/24/2010**	**9/24/2010**	**9/28/2010**	**6/23/2010**	**9/27/2010**	**9/28/2010**			
TAL Metals																		
Aluminum	3,950 J	7,420 E	5,440	3,410 E	2,280 E	3,510 J	2,060 E	5,170	2,360 E	2,830 E	2,630 E	5,490	586	6,150	4,100		Not Listed	
Antimony	ND<0.16	ND<0.58 N	1.1 J	ND<0.65 N	ND<0.37 N	0.15 J	0.49 N	1.0 J	ND<0.39 N	ND<0.38 N	0.45 N	ND<0.31 N	ND<0.12 J	ND<0.31 N	0.54 N		Not Listed	
Arsenic	7.6 J	4.6	4.3	7.8	2.4	3.0 J	2.4	5.4	5.2	4.3	2.3	3.0	1.4	4.1	3.3	16	13	16
Barium	28.8	176 E	61.5 J	51.9 E	18.7 E	26.4 J	13.0 E	29.7 J	27.3 E	20.8 E	25.6 E	49.2 E	2.6 J	22.0 E	52.8 E	820	350	400
Beryllium	0.37 J	0.24	0.27 J	0.27	0.20	0.19 J	0.14	0.31 J	0.22	0.15	0.13	0.23	0.075 J	0.36	0.21	47	7.2	72
Cadmium	0.26	0.61	0.27 J	0.51	0.26	0.13 J	0.15	0.047 J	0.21	0.21	0.21	0.11	ND<0.0084	0.26	0.30	7.5	2.5	4.3
Calcium	91,500	99,800	111,000	119,000	69,200	82,600	79,000	11,400	121,000	73,000	58,200	35,100	81,200 J	11,900	86,200		Not Listed	
Chromium	7.0 J	7.8 E	7.8 J	5.9 E	4.4 E	5.2 J	4.6 E	7.4 J	4.2 E	5.2 E	4.7 E	6.4 E	0.58 J	8.6 E	7.0 E	Not listed	30	180
Cobalt	5.1 J	3.1 E	2.5 J	3.7 E	2.9 E	3.5 J	2.4 E	5.9 J	4.1 E	3.4 E	3.5 E	7.0 E	0.61 J	5.5 E	129 E		Not Listed	
Copper	14.8 J	20.2	20.7	116	8.9	7.8 J	6.4	16.1	8.6	13.7	9.4	10.2	1.2 J	29.6	16.0	1,720	50	270
Iron	22,400 J	11,100 E	10,600	10,900 E	11,200 E	10,000	6,800 E	22,100	9,460 E	9,300 E	8,490 E	9,300 E	4,250 J	14,300 E	13,800 E		Not Listed	
Lead	31.1 J	52.1	81.5 J	60.2	7.9	7.2 J	6.4	13.2 J	8.4	6.8	4.8	15.9	3.7 J	43.9	14.6	450	63	400
Magnesium	49,800 J	14,100 E	36,000	39,200 E	12,500 E	30,500	24,400 E	6,860	17,300 E	11,700 E	10,500 E	3,810 E	45,900 J	4,210 E	26,300 E		Not Listed	
Manganese	290 J	736 E	347 J	318 E	219 E	317 J	291 E	186 J	377 E	256 E	335 E	385 E	168	434 E	278 E	2,000	1,600	2,000
Mercury	0.0087 J	0.059	0.054 J	0.059	ND<0.0022	ND<0.0022	ND<0.0026	0.0035 J	ND<0.0023	ND<0.0023	ND<0.0023	0.053	0.29 J	0.12	0.024	0.73	0.18	0.81
Nickel	12.8 J	7.9 E	8.4 J	9.4 E	6.9 E	8.8 J	5.0 E	12.3 J	9.1 E	6.9 E	6.6 E	6.3 E	1.2 J	12.4 E	50.3 E	130	30	310
Potassium	1,910 J	575	1,300	774	627	1,050	657	829	1,150	733	532	728	371	1,220	1,150		Not Listed	
Selenium	ND<0.70	ND<0.48	ND<0.6 J	ND<0.48	ND<0.63	0.73 J	ND<0.63	ND<0.59 J	ND<0.66	ND<0.64	ND<0.55	ND<0.53	ND<0.51	ND<0.53	ND<0.39	4	3.9	180
Silver	0.12 J	ND<0.048	ND<0.061	0.076 B	ND<0.063	ND<0.066	ND<0.063	ND<0.06	ND<0.066	ND<0.064	ND<0.055	ND<0.053	ND<0.051	ND<0.053	ND<0.039	8.3	2.0	180
Sodium	233 J	2,940	1430	309	251	292	284	257	404	264	238	105	65.7 J	222	229		Not Listed	
Thallium	ND<0.22	0.70	1.4 J	1.2	0.50	0.63 J	0.62	ND<0.18 J	0.95	0.46	0.34	ND<0.18	0.9 J	0.18	1.0		Not Listed	
Vanadium	8.7 J	12.6 E	9.5 J	11.1 E	8.8 E	10.3 J	7.1 E	23.6 J	7.2 E	9.4 E	9.2 E	11.0 E	1.7 J	13.0 E	10.5 E		Not Listed	
Zinc	17.8 J	181 E	58.5 J	78.6 E	18.4 E	13.2 J	9.8 E	36.3 J	21.0 E	19.0 E	21.9 E	62.5 E	ND<1.3	62.2 E	43.7 E	2,480	109	10,000

Notes:
TAL Metals analysis by United States Environmental Protection Agency (USEPA) SW846 Methods 6010 (TAL Metals) and 7471 (Mercury)
J – Indicates that the constituent was positively identified; but the associated numerical value is the approximate concentration of the constituent in the sample.
N - indicates spiked sample recovery not within control limits.
E - indicates a value estimated or not reported due to the presence of interferences.
B - indicates that the constituent was also found in the associated blank.
Highlighted type indicates that the constituent was detected at a concentration above the NYCRR Subpart 375-6 Remedial Program Soil Cleanup Objectives for the Protection of Public Health: Unrestricted Use
Bold type indicates a concentration above the NYCRR Subpart 375-6 Remedial Program Soil Cleanup Objectives for the Protection of Public Health: Restricted Residential Use.
Italicized type indicates a concentration above the NYCRR Subpart 375-6 Remedial Program Soil Cleanup Objectives for the Protection of Groundwater.
PPM = Parts per Million
Indicates sample is a DUPLICATE of the sample preceeding this sample.

Table 3c - Page 2 of 5
690 Saint Paul Street
NYSDEC Brownfield Cleanup Program Remedial Investigation
NYSDEC BCP ID No. C828159

Summary of Detected Metals in Soil Samples
Results in Milligrams per Kilogram (mg/Kg)

Sample ID (Depth)	Soil Samples															NYCRR Subpart 375-6 Remedial Program Soil Cleanup Objectives for the Protection of Groundwater (ppm)	NYCRR Subpart 375-6 Remedial Program Soil Cleanup Objectives for the Protection of Public Health: Unrestricted Use (ppm)	NYCRR Subpart 375-6 Remedial Program Soil Cleanup Objectives for the Protection of Public Health: Restricted Residential Use (ppm)
	690-SB-35 (0.6-3.9')-O	690-SB-36 (2.0-3.8')-O	690-SB-37 (0.7'-1.9')-O	690-SB-38 (0.8-4.0')-O	690-SB-39 (0.5'-1.0')-O	690-SB-40 (0.5'-2.0')-O	690-SB-41 (0.6'-2.3')-O	690-SB-42 (1.0-4.0')-O	690-SB-42 (1.0-4.0')-D	690-SB-43 (0.6'-3.5')-O	690-SB-44 (0.8-3.5')-O	690-SB-45 (0.8-3.0')-O	690-SB-46 (0.8-3.2')-O	690-SB-47 (0.8-3.7')-O	690-SB-48 (0.6'-3.4')-O			
Area of Concern	**AOC #5**	**AOC #5**	**AOC #5**	**AOC #5**	**AOC #5**	**AOC #4**	**AOC #5**	**AOC #5**	**AOC #5**	**AOC #4**	**AOC #5**	**AOC #5**	**AOC #5**	**AOC #5**	**AOC #5**			
Sample Collection Date	**6/23/2010**	**6/23/2010**	**9/28/2010**	**6/23/2010**	**9/27/2010**	**9/27/2010**	**9/27/2010**	**6/23/2010**	**6/23/2010**	**9/27/2010**	**6/23/2010**	**6/23/2010**	**6/23/2010**	**6/23/2010**	**9/28/2010**			
TAL Metals																		
Aluminum	3,700	1,760	1,910	4,870	1,860	2,620	2,650	4,350	2,790	2,510	2,030	6,280	2,230	2,340	3,200		Not Listed	
Antimony	ND<0.13 J	ND<0.15 J	ND<0.24 N	ND<017 J	0.32 N	0.29 N	ND<0.22 N	ND<0.14 J	ND<0.2 J	ND<0.33 N	ND<0.1 J	ND<0.88	ND<0.12 J	ND<0.15 J	ND<0.31 N		Not Listed	
Arsenic	3.8	2.9	1.3	2.3	1.8	2.8	2.8	2.3	1.6	4.0	2.4	5.3	ND<0.52	2.4	3.0	16	13	16
Barium	39.6 J	10.2 J	9.4 E	63.6 J	8.5 E	8.9 E	15.2 E	30.8 J	12 J	16.7 E	13.8 J	51.6 J	8.4 J	11.3 J	24.4 E	820	350	400
Beryllium	0.25 J	0.15 J	0.12	0.18 J	0.12	0.17	0.19	0.22 J	0.17 J	0.19	0.15 J	0.34 J	0.075 J	0.11 J	0.15	47	7.2	72
Cadmium	0.071 J	0.056 J	0.059	ND<0.013	0.062	0.16	0.12	0.086 J	ND<0.014	0.62	ND<0.0076	0.26	0.0095 J	ND<0.011	0.11	7.5	2.5	4.3
Calcium	108,000 J	55,000 J	47,900	99,200	43,800	91,400	64,300	76,600 J	86,900 J	62,600	105,000 J	45,400 J	48,900 J	87,600 J	52,800		Not Listed	
Chromium	5.9 J	2.9 J	4.0 E	5.8 J	3.6 E	5.1 E	4.9 E	5.2 J	3.8 J	4.7 E	2.7 J	7.6 J	4.0 J	3.2 J	5.4 E	Not listed	30	180
Cobalt	4.9 J	1.7 J	2.1 E	3.4 J	2.3 E	3.2 E	3.1 E	4.1 J	2.5 J	3.8 E	2 J	4.9 J	1.6 J	2.2 J	3.5 E		Not Listed	
Copper	112 J	8.1 J	5.4	8.2 J	5.7	7.3	5.9	660 J	6.8 J	7.1	6 J	175 J	4.8 J	6.8 J	14.2	1,720	50	270
Iron	9,190 J	7,820 J	7,130 E	9,240 J	7,130 E	8,170 E	8,150 E	10,300 J	8,170 J	8,570 E	7,510 J	26,500 J	6,760 J	8,010 J	10,400 E		Not Listed	
Lead	27 J	13.4 J	3.6	6.6 J	3.7 N	6.7 N	6.4 E	35.6 J	8.9 J	7.9 N	7.4 J	67.4 J	9.2 J	5.7 J	17.5 N	450	63	400
Magnesium	51,900 J	28,100 J	13,500 E	31,200 J	9,880 E	14,700 E	27,600	24,600 J	39,100 J	16,100 E	50,200 J	8,280 J	11,500 J	34,700 J	8,780 E		Not Listed	
Manganese	285	168	214 E	354	220 E	275 E	201 E	286	252	230 E	255	339	208	271	388 E	2,000	1,600	2,000
Mercury	0.0078 J	0.011 J	ND<0.0023	0.013 J	ND<0.0027	0.0047	ND<0.0028	0.064 J	0.0053 J	0.0028	0.0065 J	0.15 J	ND<0.0028 J	0.0063 J	0.0072	0.73	0.18	0.81
Nickel	7.2 J	4.1 J	4.6 E	7.0 J	5.1 E	6.1 E	6.6 E	8.2 J	5.7 J	7.5 E	5.1 J	11.3 J	3.6 J	4.0 J	6.6 E	130	30	310
Potassium	1560	765	426	1220	451	832	1,010	1380	1140	819	715	1080	487	669	509		Not Listed	
Selenium	1	ND<063	ND<0.4	1.5	ND<0.46	ND<0.46	ND<0.37	0.78 J	ND<0.86	ND<0.55	ND<0.45	0.81 J	ND<0.51	ND<0.67	ND<0.52	4	3.9	180
Silver	ND<0.055	ND<0.064	ND<0.04	ND<0.077	ND<0.046	ND<0.046	ND<0.037	0.063 J	ND<0.087	ND<0.0055	ND<0.046	0.13 J	ND<0.052	ND<0.068	ND<0.0052	8.3	2.0	180
Sodium	308 J	98.7 J	108	172 J	76	89.2	116	134 J	130 J	85.2	112 J	99.1 J	81.9 J	107 J	98.5		Not Listed	
Thallium	0.97 J	0.3 J	0.54	0.84 J	0.36	0.98	0.70	ND<0.18 J	0.4 J	0.70	1.2 J	ND<0.22 J	ND<0.16 J	0.43 J	0.43		Not Listed	
Vanadium	7.2 J	4.9 J	9.3 E	10.5 J	7.9	7.9	9.1	8.7 J	7.8 J	8.2	5.7 J	13.3 J	9.1 J	8 J	10.5		Not Listed	
Zinc	51.1 J	21.3 J	10.3 E	16.7 J	14.0 E	34.1 E	14.5 E	73.2 J	10.3 J	12.9 E	8.6 J	103 J	22.2 J	10.8 J	28.0 E	2,480	109	10,000

Notes:
TAL Metals analysis by United States Environmental Protection Agency (USEPA) SW846 Methods 6010 (TAL Metals) and 7471 (Mercury)
J – Indicates that the constituent was positively identified; but the associated numerical value is the approximate concentration of the constituent in the sample.
N - indicates presumptive evidence of a compound. This flag is used only for TICs, where the identification is based on the Mass Spectral library search. It is applied to all TIC results.
E - indicates a value estimated or not reported due to the presence of interferences.
B - indicates that the constituent was also found in the associated blank.
Highlighted type indicates that the constituent was detected at a concentration above the NYCRR Subpart 375-6 Remedial Program Soil Cleanup Objectives for the Protection of Public Health: Unrestricted Use
Bold type indicates a concentration above the NYCRR Subpart 375-6 Remedial Program Soil Cleanup Objectives for the Protection of Public Health: Restricted Residential Use.
Italicized type indicates a concentration above the NYCRR Subpart 375-6 Remedial Program Soil Cleanup Objectives for the Protection of Groundwater.
PPM = Parts per Million
Indicates sample is a DUPLICATE of the sample preceeding this sample.

Table 3c - Page 3 of 5
690 Saint Paul Street
NYSDEC Brownfield Cleanup Program Remedial Investigation
NYSDEC BCP ID No. C828159

Summary of Detected Metals in Soil Samples
Results in Milligrams per Kilogram (mg/Kg)

Sample ID (Depth)	Soil Samples														NYCRR Subpart 375-6 Remedial Program Soil Cleanup Objectives for the Protection of Groundwater (ppm)	NYCRR Subpart 375-6 Remedial Program Soil Cleanup Objectives for the Protection of Public Health: Unrestricted Use (ppm)	NYCRR Subpart 375-6 Remedial Program Soil Cleanup Objectives for the Protection of Public Health: Restricted Residential Use (ppm)
	690-SB-49 (0.6'-1.3')-O	690-SB-50 (0.6'-3.5')-O	690-SB-51 (0.9-2.5')-O	690-SB-52 (0.9-4.0')-O	690-SB-53 (0.6-2.6')-O	690-SB-54 (0.6'-3.4')-O	690-SB-55 (0.6'-1.4')-O	690-SB-56 (3.0-4.0')-O	690-SB-57 (0.4'-1.0')-O	690-SB-58 (4.0'-7.3')-O	690-SB-59 (0.4'-4.0')-O	690-SB-60 (2.5'-4.0')-O	690-SB-61 (6.3'8.0')-O	690-SB-62 96.2'-7.8')-O			
Area of Concern	**AOC #5**	**AOC #5**	**AOC #5**	**AOC #5**	**AOC #5**	**AOC #5**	**AOC #5**	**AOC #5**	**AOC #5**	**AOC #5**	**AOC #5**	**AOC #5**	**AOC #5**	**AOC #5**			
Sample Collection Date	**9/28/2010**	**9/28/2010**	**6/23/2010**	**6/23/2010**	**10/5/2010**	**9/28/2010**	**9/28/2010**	**6/22/2010**	**9/28/2010**	**9/28/2010**	**9/28/2010**	**9/28/2010**	**6/25/2010**	**9/23/2010**			
TAL Metals																	
Aluminum	5,650	6,870	5,990	3,250	2,610	3,080	5,050	2,060	3,120 E	2,990 E	1,340 E	2,210 E	2,480 J	2,240 E	Not Listed		
Antimony	0.34 N	0.59 N	ND<0.15	ND<0.14 J	ND<0.29 N	0.24 N	ND<0.29 N	0.61 J	ND<0.25 N	0.24 N	ND<0.27 N	0.31 N	<0.10 J	ND<0.29 N	Not Listed		
Arsenic	2.2	5.1	3.1	3.5	2.7	2.7	3.9	6.1	4	3.4	2.2	4.9	3.2 J	1.3	16	13	16
Barium	55.3 E	48.2 E	38.9 J	16.4 J	15.4	19.6 E	31.8 E	10.2 J	18.8 E	33.3 E	20.9 E	18.0 E	174 J	12.9 E	820	350	400
Beryllium	0.22	0.34	0.26 J	0.23 J	0.15 B	0.21	0.31	0.16 J	0.19	0.18	0.13	0.24	0.22 J	0.095	47	7.2	72
Cadmium	0.27	0.28	0.098 J	ND<0.099	0.14 B	0.11	0.14	0.077 J	0.36	0.30	0.11	0.26	0.18	0.15	7.5	2.5	4.3
Calcium	87,900	32,800	55,700 J	111,000 J	61,100	67,300	46,100	109,000	68,600	94,400	6,480	130,000	180,000	57,100	Not Listed		
Chromium	7.8 E	9.4 E	6.7 J	3.6 J	4.5 E	5.0 E	8.2 E	3.7 J	8.1 E	5.8 E	2.4 E	3.9 E	2.6 J	4 E	Not listed	30	180
Cobalt	92.5 E	4.5 E	4.4 J	2.2 J	2.3 E	3.2 E	4.7 E	5.6 J	3.3 E	2.9 E	1.6 E	2.8 E	2.5 J	2.5 E	Not Listed		
Copper	103	92.2	20.7 J	5.3 J	7.2	7.9	14.6	8.4	33.6	8.4	5.1	7.9	10.8 J	7.6	1,720	50	270
Iron	9,320 E	11,800 E	16,200 J	8,710 J	7,800 E	7,760 E	11,600 E	14,500	8,700 E	9,780 E	3,660 E	7,580 E	12,500	6,930 E	Not Listed		
Lead	26.5 N	90.8 N	46.4 J	11.2 J	4.9 NE	15.4 N	24.9 N	19.2 J	12.9	7.9	1.7	11.5	6.4 J	3.1	450	63	400
Magnesium	15,200 E	8,990 E	8,640 J	56,000 J	14,700 E	24,500 E	9,100 E	56,800	13,600 E	33,100 E	2,040 E	53,800 E	10,600	9,760 E	Not Listed		
Manganese	327 E	320 E	371	229	250 E	262 E	274 E	237 J	305 E	312 E	36.7 E	308 E	333 J	236 E	2,000	1,600	2,000
Mercury	0.033	0.14	0.066 J	0.0051 J	ND<0.0024	0.024	0.029	ND<0.0026 J	0.038	ND<0.0024	0.1	ND<0.0022	0.0036 J	ND<0.0026	0.73	0.18	0.81
Nickel	10.2 E	10.3 E	10.1 J	4.3 J	6.0 E	6.1 E	10.8 E	10.3 J	7.2 E	6.1 E	4.8 E	6.3 E	8.7 J	5.5 E	130	30	310
Potassium	1,830	1,140	1050	1260	864	1,160	1,300	1050	872	715	192	875	638	377	Not Listed		
Selenium	ND<0.44	ND<0.53	0.75 J	ND<0.6	ND<0.48	ND<0.39	ND<0.48	ND<0.5 J	ND<0.42	ND<0.39	ND<0.46	ND<0.37	1.4	ND<0.49	4	3.9	180
Silver	ND<0.044	ND<0.053	ND<0.06	ND<0.06	ND<0.048	ND<0.039	ND<0.048	ND<0.051	0.34	ND<0.039	0.22	ND<0.037	ND<0.044	ND<0.049	8.3	2.0	180
Sodium	514	149	196 J	174 J	118 E	176	247	162	147	188	93.4	158	165	163	Not Listed		
Thallium	1.0	ND<0.18	ND<018 J	1.3 J	0.26 B	0.78	0.35	1.4 J	0.68	0.96	0.16	1.5	1.0	0.29	Not Listed		
Vanadium	10.7	12.9	11.8 J	5.8 J	7.5	8.1	11.6	4.2 J	8.7 E	9.6 E	3.9 E	5.1 E	6.1 J	7.4 E	Not Listed		
Zinc	72.5 E	94.3 E	52.2 J	8.2 J	18.4	15.8 E	40.0 E	ND<2.1	31.1 E	19.4 E	5.6 E	8.5 E	31.4 J	15.7 E	2,480	109	10,000

Notes:
TAL Metals analysis by United States Environmental Protection Agency (USEPA) SW846 Methods 6010 (TAL Metals) and 7471 (Mercury)
J – Indicates that the constituent was positively identified; but the associated numerical value is the approximate concentration of the constituent in the sample.
N - indicates presumptive evidence of a compound. This flag is used only for TICs, where the identification is based on the Mass Spectral library search. It is applied to all TIC results.
E - indicates a value estimated or not reported due to the presence of interferences.
B - indicates that the constituent was also found in the associated blank.
Highlighted type indicates that the constituent was detected at a concentration above the NYCRR Subpart 375-6 Remedial Program Soil Cleanup Objectives for the Protection of Public Health: Unrestricted Use
Bold type indicates a concentration above the NYCRR Subpart 375-6 Remedial Program Soil Cleanup Objectives for the Protection of Public Health: Restricted Residential Use.
Italicized type indicates a concentration above the NYCRR Subpart 375-6 Remedial Program Soil Cleanup Objectives for the Protection of Groundwater.
PPM = Parts per Million
Indicates sample is a DUPLICATE of the sample preceeding this sample.

Table 3c - Page 4 of 5
690 Saint Paul Street
NYSDEC Brownfield Cleanup Program Remedial Investigation
NYSDEC BCP ID No. C828159

Summary of Detected Metals in Soil Samples
Results in Milligrams per Kilogram (mg/Kg)

Sample ID (Depth)	Soil Samples															NYCRR Subpart 375-6 Remedial Program Soil Cleanup Objectives for the Protection of Groundwater (ppm)	NYCRR Subpart 375-6 Remedial Program Soil Cleanup Objectives for the Protection of Public Health: Unrestricted Use (ppm)	NYCRR Subpart 375-6 Remedial Program Soil Cleanup Objectives for the Protection of Public Health: Restricted Residential Use (ppm)
	690-SB-63 (4.0'-6.3')-O	690-SB-63 (4.0'-6.3')-D	690-SB-64 (6.5'-8.0')-O	690-SB-65 (4.0'-5.5')-O	690-SB-65 (4.0'-5.5')-D	690-SB-66 (4.0'-5.2')-O	690-SB-67 (8.0-12')-O	690-SB-68 (9.5'-10.8')-O	690-SB-69 (6.0'-8.0')-O	690-SB-70 (8.0-11.5')-O	690-SB-71 (8.0'-11.3')-O	690-SB-72 (9.0-11.0')-O	690-SB-73 (0.4'-4.0')-O	690-SB-76 (7.7'-8.0')-O	690-SB-79 (0.0'-3.5')-O			
Area of Concern	**AOC #5**	**AOC #5**	**AOC #5**	**AOC #5**	**AOC #5**	**AOC #5**	**AOC #6**	**AOC #6**	**AOC #2**	**AOC #6**	**AOC #8**	**AOC #8**	**AOC #6B**	**AOC #6C**	**AOC #5**			
Sample Collection Date	**9/23/2010**	**9/23/2010**	**6/25/2010**	**6/24/2010**	**6/24/2010**	**6/24/2010**	**6/22/2010**	**9/24/2010**	**9/24/2010**	**6/22/2010**	**9/23/2010**	**6/22/2010**	**9/23/2010**	**3/24/10**	**3/25/10**			
TAL Metals																		
Aluminum	1,610 E	2,220 E	2,690 J	2,790 J	3,580 J	2,880 J	2,580	1,680 E	2,860 E	2,950	4,590 E	3,810	3,900 E	2,960 J	2,810 J		Not Listed	
Antimony	0.445 N	0.38 N	ND<0.15 J	ND<0.11 J	0.16 J	ND<0.14 J	0.67 J	ND<0.34 N	0.31 N	0.54 J	ND<0.35 N	0.53 J	0.79 N	ND<0.16	ND<0.16		Not Listed	
Arsenic	4.0	3.1	3.6 J	9.3 J	2.6	3.5 J	2.7	0.83	2.2	2.2	2.5	5.2	11.7	3.3 J	4.8 J	16	13	16
Barium	8.5 E	18.1 E	17 J	18.5 J	22.7 J	14.2 J	13.6 J	10.2 E	19.1 E	15.5 J	47.5 E	25.9 J	322 E	15.6 J	14.4 J	820	350	400
Beryllium	0.17	0.17	0.22 J	0.27 J	0.2 J	0.17 J	0.15 J	0.074	0.21	0.14 J	0.20	0.24 J	0.32	0.26 J	0.32 J	47	7.2	72
Cadmium	0.21	0.25	0.1 J	0.22	0.15 J	0.13 J	ND<0.011 J	0.076	0.23	0.012 J	0.28	0.012 J	1.6	0.071 J	0.071 J	7.5	2.5	4.3
Calcium	10,800	91,100	109,000	14,500	87,100	90,300	75,800	36,200	121,000	68,600	63,200	75,300	38,600	98,100 J	87,500 J		Not Listed	
Chromium	3.3 E	4.0 E	3.8 J	3.6 J	4.2 J	3.9 J	4.9 J	2.9 E	4.7 E	5.2 J	8.7 E	5.9 J	9.0 E	4.9 J	4.9 J	Not listed	30	180
Cobalt	2.6 E	3.0 E	2.5 J	3.2 J	3.9 J	3.6 J	2.3 J	1.4 E	2.1 E	2.9 J	4.6 E	3.6 J	4.6 E	3.0 J	4.2 J		Not Listed	
Copper	4.5	7.3	7.2 J	15.3 J	9.1	6.5 J	6.5	4.5	6.7	6.4	8.9	10.4	116	7.6 J	6.5 J	1,720	50	270
Iron	8,230 E	8,390 E	9,430	15,600	11,000 J	9,930	7,670	4,500 E	7,760 E	7,960	11,000 E	10,200	12,300 E	10,400 J	11,900 J		Not Listed	
Lead	10.1	6.8	7.5 J	12.5 J	5.8 J	6.6 J	5.1 J	2.2	7.7	3.9 J	4.1	5.3 J	***1,490***	10.3 J	12.7 J	450	63	400
Magnesium	54,300 E	38,300 E	47,100	33,200	12,500 J	36,900	27,600	8,230 E	20,600 E	10,900	12,400 E	10,500	6,340 E	17,500 J	42,500 J		Not Listed	
Manganese	272 E	299 E	385 J	361 J	394 J	301 J	283 J	175 E	270 E	292 J	287 E	298 J	220 E	346 J	224 J	2,000	1,600	2,000
Mercury	ND<0.0022	ND<0.0024	ND<0.0023	ND<0.0028	ND<0.0028	0.0022	ND<0.0027 J	ND<0.0026	ND<0.0027	ND<0.0023 J	ND<0.0023	ND<0.0026 J	0.23	ND<0.0062	0.0075 J	0.73	0.18	0.81
Nickel	5.7 E	7.2 E	6.4 J	11 J	9.4 J	7.6 J	5.2 J	3.2 E	5.8 E	5.9 J	10.4 E	6.9 J	10.2 E	7.1 J	7.3 J	130	30	310
Potassium	806	737	862	1,210	974	910	757	313	833	646	874	798	453	1,520 J	1,470 J		Not Listed	
Selenium	ND<0.48	ND<0.44	0.95 J	1.6	1.3 J	0.87 J	ND<0.65 J	ND<0.58	ND<0.40	ND<0.69 J	ND<0.58	ND<0.73 J	ND<0.58	ND<0.68	ND<0.67	4	3.9	180
Silver	ND<0.048	ND<0.044	ND<0.064	ND<0.048	ND<0.072	ND<0.060	ND<0.066	ND<0.058	ND<0.04	ND<0.070	ND<0.058	ND<0.074	0.35	ND<0.069	ND<0.068	8.3	2.0	180
Sodium	251	204	163	185	177	195	150	85.1	791	316	223	292	1810	103 J	189 J		Not Listed	
Thallium	1.3	0.97	1.1	1.2	0.29 J	0.78	0.66 J	ND<0.20	1.2	0.72 J	0.42	0.41 J	0.40	ND<0.21	ND<0.21		Not Listed	
Vanadium	5.6 E	6.7 E	7.7 J	6.0 J	9.7 J	8.3 J	8.9 J	5.5 E	7.1 E	9.4 J	14.4 E	10.3 J	11.0 E	7.1 J	6.2 J		Not Listed	
Zinc	6.5 E	10.7 E	17.3 J	28.6 J	23.4 J	23.1 J	8.2 J	8.3 E	30.8 E	11.4 J	21.4 E	19.6 J	481 E	16.6 J	9.7 J	2,480	109	10,000

Notes:
TAL Metals analysis by United States Environmental Protection Agency (USEPA) SW846 Methods 6010 (TAL Metals) and 7471 (Mercury)
J – Indicates that the constituent was positively identified; but the associated numerical value is the approximate concentration of the constituent in the sample.
N - indicates presumptive evidence of a compound. This flag is used only for TICs, where the identification is based on the Mass Spectral library search. It is applied to all TIC results.
E - indicates a value estimated or not reported due to the presence of interferences.
B - indicates that the constituent was also found in the associated blank.
Highlighted type indicates that the constituent was detected at a concentration above the NYCRR Subpart 375-6 Remedial Program Soil Cleanup Objectives for the Protection of Public Health: Unrestricted Use
Bold type indicates a concentration above the NYCRR Subpart 375-6 Remedial Program Soil Cleanup Objectives for the Protection of Public Health: Restricted Residential Use.
Italicized type indicates a concentration above the NYCRR Subpart 375-6 Remedial Program Soil Cleanup Objectives for the Protection of Groundwater.
PPM = Parts per Million
Indicates sample is a DUPLICATE of the sample preceeding this sample.

690 Saint Paul Street
NYSDEC Brownfield Cleanup Program Remedial Investigation
NYSDEC BCP ID No. C828159

Summary of Detected Metals in Soil Samples
Results in Milligrams per Kilogram (mg/Kg)

Sample ID (Depth)	Soil Samples										NYCRR Subpart 375-6 Remedial Program Soil Cleanup Objectives for the Protection of Groundwater (ppm)	NYCRR Subpart 375-6 Remedial Program Soil Cleanup Objectives for the Protection of Public Health: Unrestricted Use (ppm)	NYCRR Subpart 375-6 Remedial Program Soil Cleanup Objectives for the Protection of Public Health: Restricted Residential Use (ppm)
	690-SB-80 (0.0'-2.5')-O	690-SB-81 (4.0'-7.9')-O	690-SB-82 (0.2'-4.0')-O	690-SB-82 (0.2'-4.0')-D	690-MW-5 (7.2-8.0')-O	690-MW-6 (8.3-10.3')-O	690-MW-6 (8.3-10.3')-D	690-SG-2 (4.0'-7.9')-O	690-SG-5 (8.0-12.0')-O	690-SG-5 (8.0-12.0')-D			
Area of Concern	**AOC #5**	**AOC #6**	**AOC #6**	**AOC #6**	**AOC #2**	**AOC #1**	**AOC #1**	**AOC #1**	**AOC #2**	**AOC #2**			
Sample Collection Date	**3/25/10**	**9/27/2010**	**9/27/2010**	**9/27/2010**	**6/22/2010**	**6/22/2010**	**6/22/2010**	**6/24/2010**	**6/22/2010**	**6/22/2010**			
TAL Metals													
Aluminum	1,780 J	2,250	2,720	1,360	3,940	2,850	3,110	7,670 J	2,380	2,200		Not Listed	
Antimony	ND<0.16	ND<0.31 N	ND<0.21 N	ND<0.22 N	0.94 J	0.59 J	ND<0.57	0.12 J	0.38 J	ND<0.41		Not Listed	
Arsenic	2.5 J	1.1	1.7	0.72	2.8	3.8	3.5	5.2 J	4.0	3.0	16	13	16
Barium	8.2 J	12.9 E	20.5 E	8.7 E	17.5 J	21.6 J	22.7 J	60.2 J	13.1 J	13.8 J	820	350	400
Beryllium	0.16 J	0.11	0.14	0.068	0.18 J	0.19 J	0.19 J	0.42 J	0.21 J	0.19 J	47	7.2	72
Cadmium	0.043 J	0.03	0.15	0.053	0.026 J	0.063 J	ND<0.071	0.37	0.065 J	ND<0.047	7.5	2.5	4.3
Calcium	78,100 J	22,500	45,400	19,700	58,100	88,500	75,400	10,800	116,000	98,100		Not Listed	
Chromium	2.8 J	3.7 E	4.8 E	2.9 E	8.7 J	5.4 J	5.6 J	8.2 J	4.4 J	4.6 J	Not listed	30	180
Cobalt	2.0 J	2.4 E	2.9 E	1.3 E	3.8 J	2.8 J	4.5 J	5.5 J	2.5 J	1.9 J		Not Listed	
Copper	3.8 J	4.7	6.5	2.6	12.7	6.9	8.4	27.3 J	7.5	6.0	1,720	50	270
Iron	7,870 J	6,460 E	7,910 E	4,890 E	11,000	14,000	13,800	23,100	10,200	8,680		Not Listed	
Lead	11.6 J	2.2 N	3.7 N	1.7 N	5.0 J	7.2 J	6.7 J	12.5 J	9.8 J	7.6 J	450	63	400
Magnesium	37000 J	4,710 E	7,420 E	4,470 E	10,400	37,200	27,000	6,260	53,100	41,100		Not Listed	
Manganese	175 J	203 E	250 E	131 E	368 J	304 J	342 J	1,800 J	307 J	257 J	2,000	1,600	2,000
Mercury	0.0071 J	ND<0.0026	0.0034	0.0032	0.0056 J	0.0025 J	0.0028 J	0.018 J	0.0031 J	ND<0.0023 J	0.73	0.18	0.81
Nickel	4.9 J	4.9 E	6.1 E	2.8 E	8.0 J	6.0 J	7.7 J	15.5 J	6.0 J	4.8 J	130	30	310
Potassium	762 J	327	479	219	729	901	786	913	1020	817		Not Listed	
Selenium	ND<0.69	ND<0.53	ND<0.36	ND<0.38	ND<0.8 J	ND<0.49 J	ND<0.48 J	ND<0.53	ND<0.59 J	ND<0.54 J	4	3.9	180
Silver	ND<0.069	ND<0.053	ND<0.036	ND<0.038	ND<0.081	ND<0.05	ND<0.049	ND<0.054	ND<0.060	ND<0.055	8.3	2.0	180
Sodium	134 J	64.3	81.2	45.5	289	279	251	1,180	208	174		Not Listed	
Thallium	ND<0.21	ND<0.18	0.4	0.16	0.39 J	1.3 J	1.1 J	ND<0.16	1.9 J	0.36 J		Not Listed	
Vanadium	3.5 J	7.4	9.1	6.6	12.5 J	8.7 J	9.2 J	14 J	6.0 J	7.0 J		Not Listed	
Zinc	3.4 J	15.0 E	32.4 E	15.9 E	27.2 J	10.5 J	12.6 J	56.1 J	4.4 J	5.8 J	2,480	109	10,000

Notes:
TAL Metals analysis by United States Environmental Protection Agency (USEPA) SW846 Methods 6010 (TAL Metals) and 7471 (Mercury)
J – Indicates that the constituent was positively identified; but the associated numerical value is the approximate concentration of the constituent in the sample.
N - indicates presumptive evidence of a compound. This flag is used only for TICs, where the identification is based on the Mass Spectral library search. It is applied to all TIC results.
E - indicates a value estimated or not reported due to the presence of interferences.
B - indicates that the constituent was also found in the associated blank.
Highlighted type indicates that the constituent was detected at a concentration above the NYCRR Subpart 375-6 Remedial Program Soil Cleanup Objectives for the Protection of Public Health: Unrestricted Use
Bold type indicates a concentration above the NYCRR Subpart 375-6 Remedial Program Soil Cleanup Objectives for the Protection of Public Health: Restricted Residential Use.
Italicized type indicates a concentration above the NYCRR Subpart 375-6 Remedial Program Soil Cleanup Objectives for the Protection of Groundwater.
PPM = Parts per Million
Indicates sample is a DUPLICATE of the sample preceeding this sample.

Table 3d
690 Saint Paul Street
NYSDEC Brownfield Cleanup Program Remedial Investigation
NYSDEC BCP ID No. C828159

Summary of Detected Pesticides in Soil Samples
Results in Milligrams per Kilogram (mg/Kg)

Sample ID (Depth)	Soil Samples												NYCRR Subpart 375-6 Remedial Program Soil Cleanup Objectives for the Protection of Groundwater	NYCRR Subpart 375-6 Remedial Program Soil Cleanup Objectives for the Protection of Public Health: Unrestricted Use	NYCRR Subpart 375-6 Remedial Program Soil Cleanup Objectives for the Protection of Public Health: Restricted Residential Use
	690-SB-18 (4.0'-4.6')-O	690-SB-28 (4.0-8.0')-O	690-SB-35 (0.6-3.9')-O	690-SB-45 (0.8-3.0')-O	690-SB-64 (6.5'-8.0')-O	690-SB-76 (7.7'-8.0')-O	690-SB-80 (0.0'-2.5')-O	690-MW-6 (8.3-10.3')-O	690-MW-6 (8.3-10.3')-D	690-SG-2 (4.0'-7.9')-O	690-SG-5 (8.0-12.0')-O	690-SG-5 (8.0-12.0')-D			
Area of Concern	AOC #1	AOC #3	AOC #5	AOC #5	AOC #5	AOC #6C	AOC #5	AOC #1	AOC #1	AOC #1	AOC #2	AOC #2			
Sample Collection Date	3/24/10	6/22/10	6/23/10	6/23/10	6/24/10	3/24/10	3/25/10	6/22/10	6/22/10	6/24/10	6/22/10	6/22/10			
Pesticides															
alpha-BHC	ND<0.002	ND<0.002	ND<0.0017	ND<0.002	ND<0.0019	ND<0.0019	ND<0.0019	ND<0.002	ND<0.0019	ND<0.0021	ND<0.0019	ND<0.0019	0.02	0.02	0.48
beta-BHC	ND<0.002	ND<0.002	ND<0.0017	ND<0.002	ND<0.0019	ND<0.0019	ND<0.0019	ND<0.002	ND<0.0019	ND<0.0021	ND<0.0019	ND<0.0019	0.09	0.036	0.36
delta-BHC	ND<0.002	ND<0.002	ND<0.0017	ND<0.002	ND<0.0019	ND<0.0019	ND<0.0019	ND<0.002	ND<0.0019	ND<0.0021	0.0054 J	ND<0.0019	0.025	0.04	100
gamma-BHC (Lindane)	ND<0.002	ND<0.002	ND<0.0017	ND<0.002	ND<0.0019	ND<0.0019	ND<0.0019	ND<0.002	ND<0.0019	ND<0.0021	ND<0.0019	ND<0.0019	0.1	0.1	1.3
Heptachlor	ND<0.002	ND<0.002	ND<0.0017	ND<0.002	ND<0.0019	ND<0.0019	ND<0.0019	ND<0.002	ND<0.0019	ND<0.0021	ND<0.0019	ND<0.0019	0.38	0.042	2.1
Aldrin	ND<0.002	ND<0.002	ND<0.0017	ND<0.002	ND<0.0019	ND<0.0019	ND<0.0019	ND<0.002	ND<0.0019	ND<0.0021	ND<0.0019	ND<0.0019	0.19	0.005	0.097
Heptachlor Epoxide	0.0055 J	ND<0.002	ND<0.0017	ND<0.002	ND<0.0019	ND<0.0019	ND<0.0019	ND<0.002	ND<0.0019	ND<0.0021	ND<0.0019	ND<0.0019	0.02	100	NA
Endosulfan I	ND<0.002	ND<0.002	ND<0.0017	ND<0.002	ND<0.0019	ND<0.0019	ND<0.0019	ND<0.002	ND<0.0019	ND<0.0021	ND<0.0019	ND<0.0019	102	2.4	24
Dieldrin	ND<0.0039	ND<0.0038	ND<0.0033	ND<0.0039	ND<0.0037	ND<0.0037	ND<0.0033	ND<0.0039	ND<0.0037	ND<0.0041	ND<0.0036	ND<0.0037	0.1	0.005	0.2
4,4'-DDE	0.0054	ND<0.0038	ND<0.0033	ND<0.0039	ND<0.0037	ND<0.0037	ND<0.0033	ND<0.0039	ND<0.0037	ND<0.0041	ND<0.0036	ND<0.0037	17	0.0033	8.9
Endrin	ND<0.0039	ND<0.0038	ND<0.0033	ND<0.0039	ND<0.0037	ND<0.0037	ND<0.0033	ND<0.0039	ND<0.0037	ND<0.0041	ND<0.0036	ND<0.0037	0.06	0.014	11
Endosulfan II	ND<0.0039	ND<0.0038	0.007 P	ND<0.0039	ND<0.0037	ND<0.0037	ND<0.0033	ND<0.0039	ND<0.0037	ND<0.0041	ND<0.0036	ND<0.0037	102	2.4	24
4,4'-DDD	0.0071 J	0.011	ND<0.0033	ND<0.0039	ND<0.0037	ND<0.0037	ND<0.0033	ND<0.0039	ND<0.0037	ND<0.0041	ND<0.0036	ND<0.0037	14	0.0033	13
Endosulfan Sulfate	ND<0.0039	ND<0.0038	ND<0.0033	ND<0.0039	ND<0.0037	ND<0.0037	ND<0.0033	ND<0.0039	ND<0.0037	ND<0.0041	ND<0.0036	ND<0.0037	1,000	2.4	24
4,4'-DDT	0.0160	ND<0.0038	0.0045	ND<0.0039	ND<0.0037	ND<0.0037	ND<0.0033	ND<0.0039	ND<0.0037	ND<0.0041	ND<0.0036	ND<0.0037	136	0.0033	7.9
Methoxychlor	ND<0.020	ND<0.020	ND<0.017	ND<0.020	ND<0.019	ND<0.019	ND<0.017	ND<0.020	ND<0.019	ND<0.021	ND<0.019	ND<0.019	900	100	NA
Endrin Ketone	ND<0.0039	ND<0.0038	ND<0.0033	ND<0.0039	ND<0.0037	ND<0.0037	ND<0.0033	ND<0.0039	ND<0.0037	ND<0.0041	ND<0.0036	ND<0.0037	100	100	NA
Endrin Aldehyde	ND<0.0039	ND<0.0038	ND<0.0033	ND<0.0039	ND<0.0037	ND<0.0037	ND<0.0033	ND<0.0039	ND<0.0037	ND<0.0041	ND<0.0036	ND<0.0037	100	100	NA
alpha-Chlordane	ND<0.002	ND<0.002	ND<0.0017	ND<0.002	ND<0.0019	ND<0.0019	ND<0.0019	ND<0.002	ND<0.0019	ND<0.0021	ND<0.0019	ND<0.0019	2.9	0.094	4.2
gamma-Chlordane	0.0030 J	ND<0.002	ND<0.0017	0.0028 P	ND<0.0019	ND<0.0019	ND<0.0019	ND<0.002	ND<0.0019	ND<0.0021	ND<0.0019	ND<0.0019	14	100	NA
Toxaphene	ND<0.200	ND<0.200	ND<0.170	ND<0.200	ND<0.190	ND<0.190	ND<0.170	ND<0.200	ND<0.190	ND<0.210	ND<0.190	ND<0.190	Not Listed	100	NA
Total Pesticides	0.037	0.011	0.0114	0.0028	None Detected	None Detected	None Detected	None Detected	None Detected	None Detected	0.0054	None Detected	Not Listed		

Notes:
Pesticide analysis by United States Environmental Protection Agency (USEPA) Method SW846 8081.
ND indicates that the compound was analyzed for, but not detected at of above the Contract Required Quantitation Limit (CRQL), or the compound was not detected due to qualification through the method or field blank.
J = Estimated value – The analyte was positively identified; but the associated numerical value is the approximate concentration of the analyte in the sample.
P = Used for CLP methodology only. For pesticide analytes, when a difference for detected concentrations between the two GC columns is greater than 25%, the lower of the two values is reported on the data page and flagged with a "P".
NA = Not Applicable or Not Available
PPB = Parts per Billion
Highlighted type indicates that the constituent was detected at a concentration above the Part 375-6 Protection of Public Health: Unrestricted Use.
Indicates sample is a DUPLICATE of the sample preceeding this sample.

Table 3e - Page 1 of 3
690 Saint Paul Street
NYSDEC Brownfield Cleanup Program Remedial Investigation
NYSDEC BCP ID No. C828159

Summary of Detected Polychlorinated Biphenyls in Soil Samples
Results in Milligrams per Kilogram (mg/Kg)

Sample ID (Depth)	Soil Samples												NYCRR Subpart 375-6 Remedial Program Soil Cleanup Objectives for the Protection of Groundwater (ppm)	NYCRR Subpart 375-6 Remedial Program Soil Cleanup Objectives for the Protection of Public Health: Unrestricted Use (ppm)	NYCRR Subpart 375-6 Remedial Program Soil Cleanup Objectives for the Protection of Public Health: Restricted Residential Use (ppm)
	690-SB-18 (4.0'-4.6')-O	690-SB-22 (2.0'-3.2')-O	690-SB-27 (8.0'-10.5')-O	690-SB-28 (4.0-8.0')-O	690-SB-29 (8.0'-10.4')-O	690-SB-30 (8.0'-10.7')-O	690-SB-30 (8.0'-10.7')-D	690-SB-31 (0.5'-1.5')-O	690-SB-33 (0.6'-1.6')-O	690-SB-35 (0.6-3.9')-O	690-SB-37 (0.7'1.9')-O	690-SB-39 (0.'-1.0')-O			
Area of Concern	AOC #1	AOC #6	AOC #2	AOC #3	AOC #3	AOC #8	AOC #8	AOC #5	AOC #5	AOC #5	AOC #5	AOC #5			
Sample Collection Date	3/24/10	9/26/10	9/26/10	6/22/10	9/26/10	9/26/10	9/26/10	9/28/10	9/28/10	6/23/10	9/28/10	9/28/10			
PCBs															
Aroclor 1016	ND<0.039	ND<0.037	ND<0.036	ND<0.038	ND<0.037	ND<0.037	ND<0.037	ND<0.041	ND<0.038	ND<0.033	ND<0.037	ND<0.038	N/A	N/A	N/A
Aroclor 1221	ND<0.039	ND<0.037	ND<0.036	ND<0.038	ND<0.037	ND<0.037	ND<0.037	ND<0.041	ND<0.038	ND<0.033	ND<0.037	ND<0.038	N/A	N/A	N/A
Aroclor 1232	ND<0.039	ND<0.037	ND<0.036	ND<0.038	ND<0.037	ND<0.037	ND<0.037	ND<0.041	ND<0.038	ND<0.033	ND<0.037	ND<0.038	N/A	N/A	N/A
Aroclor 1242	ND<0.039	ND<0.037	ND<0.036	ND<0.038	ND<0.037	ND<0.037	ND<0.037	ND<0.041	ND<0.038	ND<0.033	ND<0.037	ND<0.038	N/A	N/A	N/A
Aroclor 1248	ND<0.039	ND<0.037	ND<0.036	ND<0.038	ND<0.037	ND<0.037	ND<0.037	ND<0.041	ND<0.038	ND<0.033	ND<0.037	ND<0.038	N/A	N/A	N/A
Aroclor 1254	0.210	ND<0.037	ND<0.036	ND<0.038	0.077	0.043	ND<0.037	0.130	ND<0.038	ND<0.033	ND<0.037	ND<0.038	N/A	N/A	N/A
Aroclor 1260	ND<0.039	ND<0.037	ND<0.036	ND<0.038	ND<0.037	ND<0.037	ND<0.037	ND<0.041	ND<0.038	ND<0.033	ND<0.037	ND<0.038	N/A	N/A	N/A
Total PCBs	0.210	None Detected	None Detected	None Detected	0.077	0.043	None Detected	0.130	None Detected	None Detected	None Detected	None Detected	3.2	0.1	1

Notes:
PCB analysis by United States Environmental Protection Agency (USEPA) Method SW846 8082.
Highlighted type indicates that the constituent was detected at a concentration above the Part 375-6 Protection of Public Health: Unrestricted Use.
Indicates sample is a DUPLICATE of the sample preceeding this sample.

Table 3e - Page 2 of 3
690 Saint Paul Street
NYSDEC Brownfield Cleanup Program Remedial Investigation
NYSDEC BCP ID No. C828159

Summary of Detected Polychlorinated Biphenyls in Soil Samples
Results in Milligrams per Kilogram (mg/Kg)

Sample ID (Depth)	Soil Samples														NYCRR Subpart 375-6 Remedial Program Soil Cleanup Objectives for the Protection of Groundwater (ppb)	NYCRR Subpart 375-6 Remedial Program Soil Cleanup Objectives for the Protection of Public Health: Unrestricted Use (ppb)	NYCRR Subpart 375-6 Remedial Program Soil Cleanup Objectives for the Protection of Public Health: Restricted Residential Use (ppb)
	690-SB-40 (0.5'-2.0')-O	690-SB-41 (0.6'-2.3')-O	690-SB-43 (0.6'-3.5')-O	690-SB-45 (0.8-3.0')-O	690-SB-50 (0.6'-3.5')-O	690-SB-54 (0.6'-3.4')-O	690-SB-55 (0.6'-1.4')-O	690-SB-58 (4.0'-7.3')-O	690-SB-59 (0.4'-4.0')-O	690-SB-63 (4.0'-6.3')-O	690-SB-63 (4.0'-6.3')-D	690-SB-64 (6.5'-8.0')-O	690-SB-69 (6.0'-8.0')-O	690-SB-71 (8.0'-11.3')-O			
Area of Concern	AOC #4	AOC #5	AOC #4	AOC #5	AOC #5	AOC #5	AOC #5	AOC #5	AOC #5	AOC #5	AOC #5	AOC #5	AOC #2	AOC #8			
Sample Collection Date	9/28/10	9/28/10	9/28/10	6/23/10	9/28/10	9/28/10	9/28/10	9/26/10	9/26/10	9/26/10	9/26/10	6/25/2010	9/26/10	9/26/10			
PCBs																	
Aroclor 1016	ND<0.039	ND<0.037	ND<0.037	ND<0.039	ND<0.040	ND<0.039	ND<0.043	ND<0.036	ND<0.037	ND<0.035	ND<0.036	ND<0.037	ND<0.038	ND<0.037	N/A	N/A	N/A
Aroclor 1221	ND<0.039	ND<0.037	ND<0.037	ND<0.039	ND<0.040	ND<0.039	ND<0.043	ND<0.036	ND<0.037	ND<0.035	ND<0.036	ND<0.037	ND<0.038	ND<0.037	N/A	N/A	N/A
Aroclor 1232	ND<0.039	ND<0.037	ND<0.037	ND<0.039	ND<0.040	ND<0.039	ND<0.043	ND<0.036	ND<0.037	ND<0.035	ND<0.036	ND<0.037	ND<0.038	ND<0.037	N/A	N/A	N/A
Aroclor 1242	ND<0.039	ND<0.037	0.059	ND<0.039	ND<0.040	ND<0.039	ND<0.043	ND<0.036	ND<0.037	ND<0.035	ND<0.036	ND<0.037	ND<0.038	ND<0.037	N/A	N/A	N/A
Aroclor 1248	ND<0.039	ND<0.037	ND<0.037	ND<0.039	ND<0.040	ND<0.039	ND<0.043	ND<0.036	ND<0.037	ND<0.035	ND<0.036	ND<0.037	ND<0.038	ND<0.037	N/A	N/A	N/A
Aroclor 1254	ND<0.039	ND<0.037	0.150	ND<0.039	ND<0.040	ND<0.039	ND<0.043	ND<0.036	ND<0.037	ND<0.035	ND<0.036	ND<0.037	ND<0.038	ND<0.037	N/A	N/A	N/A
Aroclor 1260	ND<0.039	ND<0.037	ND<0.037	ND<0.039	ND<0.040	ND<0.039	ND<0.043	ND<0.036	ND<0.037	ND<0.035	ND<0.036	ND<0.037	ND<0.038	ND<0.037	N/A	N/A	N/A
Total PCBs	None Detected	None Detected	0.209	None Detected	None Detected	None Detected	None Detected	None Detected	None Detected	None Detected	None Detected	None Detected	None Detected	None Detected	3.2	0.1	1

Notes:
PCB analysis by United States Environmental Protection Agency (USEPA) Method SW846 8082.
Highlighted type indicates that the constituent was detected at a concentration above the Part 375-6 Protection of Public Health: Unrestricted Use.
Indicates sample is a DUPLICATE of the sample preceeding this sample.

Table 3e - Page 3 of 3
690 Saint Paul Street
NYSDEC Brownfield Cleanup Program Remedial Investigation
NYSDEC BCP ID No. C828159

Summary of Detected Polychlorinated Biphenyls in Soil Samples
Results in Milligrams per Kilogram (mg/Kg)

Sample ID (Depth)	Soil Samples																		NYCRR Subpart 375-6 Remedial Program Soil Cleanup Objectives for the Protection of Groundwater (ppb)	NYCRR Subpart 375-6 Remedial Program Soil Cleanup Objectives for the Protection of Public Health: Unrestricted Use (ppb)	NYCRR Subpart 375-6 Remedial Program Soil Cleanup Objectives for the Protection of Public Health: Restricted Residential Use (ppb)
	690-SB-73 (0.4'-4.0')-O	690-SB-76 (7.7'-8.0')-O	690-SB-80 (0'-2.5')-O	690-SB-81 (4.0'-7.9')-O	690-SB-82 (0.2'-4.0')-O	690-SB-82 (0.2'-4.0')-D	690-SB-89-O	690-SB-90-O	690-SB-102 (0.5'-3.8')-O	690-SB-103 (7.1'-7.4')-O	690-SB-104 (2'-2')-O	690-SB-104 (2'-4')-O	690-SB-105 (2'-2')-O	690-SB-105 (2'-4')-O	690-MW-6 (8.3-10.3')-O	690-MW-6 (8.3-10.3')-D	690-SG-2 (4.0'-7.9')-O	690-SG-5 (8.0-12.0')-O	690-SG-5 (8.0-12.0')-D			
Area of Concern	AOC #6B	AOC #6C	AOC #5	AOC #6	AOC #6	AOC #6	AOC #5	AOC #5	AOC #1	AOC #1	AOC #6	AOC #6	AOC #6	AOC #6	AOC #8	AOC #8	AOC #1	AOC #2	AOC #2			
Sample Collection Date	9/26/10	3/24/10	3/25/10	9/28/10	9/28/10	9/28/10	9/26/10	9/26/10	9/28/10	9/28/10	10/5/10	10/5/10	10/5/10	10/5/2010	6/22/10	6/22/10	6/25/2010	6/22/10	6/22/10			
PCBs																						
Aroclor 1016	ND<0.037	ND<0.037	ND<0.033	ND<0.038	ND<0.035	ND<0.035	ND<0.033	ND<0.040	ND<0.035	ND<0.036	ND<0.04	ND<0.043	ND<0.038	ND<0.038	ND<0.039	ND<0.037	ND<0.041	ND<0.036	ND<0.037	N/A	N/A	N/A
Aroclor 1221	ND<0.037	ND<0.037	ND<0.033	ND<0.038	ND<0.035	ND<0.035	ND<0.033	ND<0.040	ND<0.035	ND<0.036	ND<0.04	ND<0.043	ND<0.038	ND<0.038	ND<0.039	ND<0.037	ND<0.041	ND<0.036	ND<0.037	N/A	N/A	N/A
Aroclor 1232	ND<0.037	ND<0.037	ND<0.033	ND<0.038	ND<0.035	ND<0.035	ND<0.033	ND<0.040	ND<0.035	ND<0.036	ND<0.04	ND<0.043	ND<0.038	ND<0.038	ND<0.039	ND<0.037	ND<0.041	ND<0.036	ND<0.037	N/A	N/A	N/A
Aroclor 1242	ND<0.037	ND<0.037	ND<0.033	ND<0.038	ND<0.035	ND<0.035	ND<0.033	ND<0.040	ND<0.035	ND<0.036	ND<0.04	ND<0.043	ND<0.038	ND<0.038	ND<0.039	ND<0.037	ND<0.041	ND<0.036	ND<0.037	N/A	N/A	N/A
Aroclor 1248	ND<0.037	ND<0.037	ND<0.033	ND<0.038	ND<0.035	ND<0.035	ND<0.033	ND<0.040	ND<0.035	ND<0.036	ND<0.04	ND<0.043	ND<0.038	ND<0.038	ND<0.039	ND<0.037	ND<0.041	ND<0.036	ND<0.037	N/A	N/A	N/A
Aroclor 1254	ND<0.037	ND<0.037	ND<0.033	ND<0.038	ND<0.035	ND<0.035	0.160	ND<0.040	0.035	0.079	ND<0.04	ND<0.043	ND<0.038	ND<0.038	ND<0.039	ND<0.037	ND<0.041	ND<0.036	ND<0.037	N/A	N/A	N/A
Aroclor 1260	ND<0.037	ND<0.037	ND<0.033	ND<0.038	ND<0.035	ND<0.035	ND<0.033	ND<0.040	ND<0.035	ND<0.036	0.11	ND<0.043	0.043	0.04	ND<0.039	ND<0.037	ND<0.041	ND<0.036	ND<0.037	N/A	N/A	N/A
Total PCBs	None Detected	None Detected	None Detected	None Detected	None Detected	None Detected	0.160	None Detected	0.035	0.079	0.11	None Detected	0.043	0.04	None Detected	None Detected	None Detected	None Detected	None Detected	3.2	0.1	1

Notes:
PCB analysis by United States Environmental Protection Agency (USEPA) Method SW846 8082.
Highlighted type indicates that the constituent was detected at a concentration above the Part 375-6 Protection of Public Health: Unrestricted Use.
Indicates sample is a DUPLICATE of the sample preceeding this sample.

Table 3f
690 Saint Paul Street
NYSDEC Brownfield Cleanup Program Remedial Investigation
NYSDEC BCP ID No. C828159

Summary of Thorium in Soil Samples
Results in picocuries per gram (pCi/g)

Sample ID (Depth)	Soil Samples							Generic Soil Screening Levels for Radionuclides: External Radiation Exposure	Generic Soil Screening Levels for Radionuclides: Migration to Groundwater: 20 DAF
	690-SB-22 (2.0'-3.2')-O	690-SB-27 (8.0'-10.5')-O	690-SB-31 (0.5'-1.5')-O	690-SB-73 (0.4'-4.0')-O	690-SB-81 (4.0'-7.9')-O	690-SB-82 (0.2'-4.0')-O	690-SB-82 (0.2'-4.0')-D		
Area of Concern	AOC #6	AOC #2	AOC #5	AOC #6B	AOC #6	AOC #6	AOC #6		
Sample Collection Date	9/24/2010	9/22/2010	9/28/2010	9/23/2010	9/27/2010	9/27/2010	9/27/2010		
Thorium^{230}	NA	0.380	NA	NA	NA	NA	NA	136	6.06
Thorium^{232}	0.657	0.350	0.403	0.680	0.386	0.436	0.449	326	6.06

Notes:

Thorium analysis by United States Army Corps of Engineers (USACE) Method RMO-3008.

Indicates sample is a DUPLICATE of the sample preceeding this sample.

"NA" indicates sample was not analyzed for this analyte.

"20 DAF" indicates a dilution-attenuation factor of 20 to account for natural processes that reduce contaminant concentrations in the subsurface.

Generic Soil Screening Levels for Radionuclides values obtained from Appendix A of the USEPA's Soil Screening Guidance for Radionuclides Technical Background Document (October 2000).

690 Saint Paul Street
NYSDEC Brownfield Cleanup Program Remedial Investigation
NYSDEC BCP ID No. C828159

Table 4 – Geoprobe Groundwater (SP-15)

Table 4a
690 Saint Paul Street
NYSDEC Brownfield Cleanup Program Remedial Investigation
Excerpt from Table 4a
NYSDEC BCP ID No. C828159

Summary of Detected Volatile Organic Compounds in Groundwater (SP-15) Samples
Results in Micrograms per Liter (µg/L)

Sample ID	Groundwater (SP-15) Samples																															NYSDEC Part 703 Groundwater Standards
	690-SB-A1-O	690-SB-14-O	690-SB-15-O	690-SB-19-0	690-SB-76-O	690-SB-A4(A)-O	690-SB-A-O	690-SG-5-O	690-SG-6-O	690-SG-1-O	690-SG-4-O	690-SB-83-O	690-SB-84-O	690-SB-85-O	690-SB-86-O	690-SB-87-O	690-SB-88-O	690-SB-97-O	690-SB-97-O	690-SB-93-O	690-SB-93-O	690-SB-94-O	690-SB-95-O	690-SB-98-O	690-SB-100-O	690-SB-106-O	690-SB-106-O	690-SB-108-O	690-SB-108-O	690-SB-109-O	690-SB-110-O	690-SB-111-O	690-SB-112-O	690-BW-5-O	
Area of Concern	AOC #6D	AOC #1	AOC #1	AOC #1	AOC #6C	AOC #6	AOC #6	AOC #2	AOC #3	AOC #1	AOC #6	AOC #6D	AOC #6D	AOC #1	AOC #1	AOC #1	AOC #1	AOC #6	AOC #6	AOC #2	AOC #2	AOC #8	AOC #5 & AOC #8	AOC #6	AOC #6	AOC #8	AOC #8	AOC #8	AOC #8	AOC #8	AOC #8	AOC #8	AOC #8	AOC #8	AOC #1	
Sample Collection Date	3/24/2010	3/24/2010	3/24/2010	3/24/2010	3/24/2010	3/25/2010	3/25/2010	6/22/2010	6/22/2010	6/24/2010	6/24/2010	6/25/2010	6/25/2010	6/25/2010	6/25/2010	6/25/2010	6/25/2010	9/22/2010	9/22/2010	9/22/2010	9/22/2010	9/23/2010	10/7/2010	9/23/2010	9/22/2010	9/23/2010	10/7/2010	10/4/2010	10/5/2010	10/4/2010	10/4/2010	10/4/2010	10/4/2010	10/5/2010	10/4/2010	10/20/2010	
Volatile Organic Compounds																																			
Chloromethane	ND<5.0	1.5 J	ND<5.0	1.5 J	ND<100	ND<5.0	ND<5.0	ND<5.0	ND<5.0	ND<5.0	ND<5.0	ND<5.0	ND<5.0	ND<5.0	ND<5.0	ND<5.0	ND<5.0	ND<5.0	2.9	ND<5.0	ND<1.0	ND<1.0	ND<10	ND<1.0	ND<1.0	ND<5	ND<10	ND<1.0	ND<100	ND<1.0	ND<1.0	ND<1.0	ND<1.0	ND<5.0	5
Vinyl chloride	ND<5.0	3.4 J	1.2 J	ND<5.0	ND<100	ND<5.0	ND<5.0	ND<5.0	ND<5.0	ND<5.0	310 D	ND<5.0	ND<5.0	510 D	65	530 D	10 J	ND<5.0	ND<1.0	ND<5.0	ND<1.0	ND<1.0	ND<10	ND<1.0	39	ND<5	ND<10	ND<1.0	ND<100	3.7	ND<1.0	ND<1.0	ND<1.0	670 E	2
1,1-Dichloroethene	ND<5.0	ND<5.0	ND<5.0	ND<5.0	ND<100	ND<5.0	ND<5.0	ND<5.0	ND<5.0	1.2 J	9.1	ND<5.0	ND<5.0	18	ND<5.0	14 J	ND<5.0	ND<5.0	ND<1.0	ND<5.0	ND<1.0	ND<1.0	ND<10	ND<1.0	1.0 J	2.1 J	ND<10	2.9	ND<100	1.6	1.0 J	ND<1.0	ND<1.0	45	5
Acetone	ND<5.0	ND<5.0	ND<5.0	ND<5.0	ND<100	5.3 J	ND<5.0	ND<5.0	4.6 J	ND<5.0	ND<5.0	4.6 J	13 J	4.9 J	36 J	13.0 J	6.5 J	5.4	ND<25	6.1	ND<25	ND<250	ND<25	ND<25	8.3	ND<25	35	ND<100	ND<25	ND<25	ND<25	ND<25	19.0	50
Carbon disulfide	ND<5.0	ND<5.0	ND<5.0	ND<5.0	ND<100	ND<5.0	ND<5.0	ND<5.0	ND<5.0	ND<5.0	ND<5.0	ND<5.0	ND<5.0	ND<5.0	ND<5.0	ND<5.0	ND<5.0	ND<5.0	ND<1.0	ND<5.0	ND<1.0	ND<1.0	ND<10	ND<1.0	ND<1.0	ND<5	ND<10	ND<1.0	ND<100	ND<1.0	ND<1.0	ND<1.0	ND<1.0	26	60
Methylene chloride	ND<5.0	ND<5.0	ND<5.0	ND<5.0	ND<100	ND<5.0	ND<5.0	ND<5.0	ND<5.0	ND<5.0	ND<5.0	ND<5.0	ND<5.0	ND<5.0	ND<5.0	ND<5.0	ND<5.0	ND<5.0	ND<1.0	ND<5.0	ND<1.0	ND<1.0	ND<10	ND<1.0	ND<1.0	ND<5	ND<10	ND<1.0	ND<100	ND<1.0	ND<1.0	ND<1.0	ND<1.0	ND<5.0	5
trans-1,2-Dichloroethene	ND<5.0	ND<5.0	ND<5.0	ND<5.0	ND<100	ND<5.0	ND<5.0	ND<5.0	ND<5.0	8.7	12	ND<5.0	ND<5.0	23	ND<5.0	29 J	1.9 J	ND<5.0	ND<1.0	ND<5.0	6.1	6.4 J,D	ND<1.0	1.0 J	6.3	12	12	ND<100	14	ND<1.0	ND<1.0	ND<1.0	72	5
Methyl tert-butyl ether	ND<5.0	ND<5.0	ND<5.0	ND<5.0	ND<100	ND<5.0	ND<5.0	ND<5.0	ND<5.0	ND<5.0	ND<5.0	ND<5.0	ND<5.0	ND<5.0	ND<5.0	ND<5.0	ND<5.0	ND<5.0	ND<1.0	ND<5.0	ND<1.0	ND<1.0	ND<10	ND<1.0	ND<1.0	ND<5	ND<10	ND<1.0	ND<100	ND<1.0	ND<1.0	ND<1.0	ND<1.0	ND<5.0	10
1,1-Dichloroethane	ND<5.0	ND<5.0	ND<5.0	ND<5.0	ND<100	ND<5.0	ND<5.0	ND<5.0	ND<5.0	ND<5.0	ND<5.0	ND<5.0	ND<5.0	1.1 J	ND<5.0	ND<5.0	ND<5.0	ND<5.0	ND<1.0	ND<5.0	ND<1.0	ND<1.0	ND<10	ND<1.0	ND<1.0	ND<5	ND<10	ND<1.0	ND<100	ND<1.0	ND<1.0	ND<1.0	ND<1.0	2.8 J	5
2-Butanone	ND<5.0	ND<5.0	ND<5.0	ND<5.0	ND<100	ND<5.0	ND<5.0	ND<5.0	ND<5.0	ND<5.0	ND<5.0	3.5 J	ND<5.0	ND<5.0	ND<5.0	ND<5.0	ND<5.0	ND<5.0	ND<25	ND<125	ND<25	ND<25	ND<250	ND<25	ND<25	ND<5	ND<250	ND<25	ND<100	ND<25	ND<25	ND<25	ND<25	ND<5.0	50
cis-1,2-Dichloroethene	ND<5.0	23	9.8	ND<5.0	ND<100	17 J	ND<5.0	ND<5.0	ND<5.0	190	1,400 D	ND<5.0	1.4 J	7,100 D	20	5,300 D	89 J	ND<5.0	ND<1.0	2.0 J	2.9	77	160 J,D	1.0 J	40	120	130	93	54 J	250 D	12	2.4	6.9	5,900 D	5
Chloroform	ND<5.0	ND<5.0	1.4 J	ND<5.0	ND<100	ND<5.0	ND<5.0	ND<5.0	ND<5.0	ND<5.0	ND<5.0	ND<5.0	ND<5.0	ND<5.0	ND<5.0	ND<5.0	ND<5.0	ND<5.0	ND<1.0	ND<5.0	ND<1.0	ND<1.0	ND<10	ND<1.0	ND<1.0	ND<5	ND<10	ND<1.0	ND<100	ND<1.0	ND<1.0	ND<1.0	ND<1.0	ND<5.0	7
1,2-Dichloroethane	ND<5.0	ND<5.0	ND<5.0	ND<5.0	ND<100	ND<5.0	ND<5.0	ND<5.0	ND<5.0	ND<5.0	ND<5.0	ND<5.0	ND<5.0	ND<5.0	ND<5.0	ND<5.0	ND<5.0	ND<5.0	ND<1.0	ND<5.0	ND<1.0	ND<1.0	ND<10	ND<1.0	ND<1.0	ND<5	ND<10	ND<1.0	ND<100	ND<1.0	ND<1.0	ND<1.0	ND<1.0	ND<5.0	0.6
Benzene	ND<5.0	ND<5.0	ND<5.0	5.7	190	ND<5.0	ND<5.0	66	1.7 J	ND<5.0	ND<5.0	ND<5.0	1.3 J	1.9 J	2.9 J	1.4 J	ND<5.0	ND<5.0	ND<1.0	ND<5.0	1.0 J	1.2 J	ND<10	1.0 J	1.0 J	1.1 J	ND<10	1.0 J	ND<100	1.0 J	ND<1.0	ND<1.0	ND<1.0	24 J	1
Trichloroethene	ND<5.0	23	18	ND<5.0	ND<100	57 J	ND<5.0	ND<5.0	ND<5.0	1,600 DJ	130	1.1 J	2.4 J	6,400 D	20	78 J	390 D	ND<5.0	ND<1.0	1.0 J	1.5	2,000 D	310 D	8.9	14	6,300 D	9,500 D	3,800 D	1300	3400 D	320 D	92	320 E	120,000 D	5
Toluene	ND<5.0	ND<5.0	1.2 J	1.2 J	58 J	1.4 J	ND<5.0	33.0 J	3.8 J	1.6 J	1.3 J	1.2 J	ND<5.0	5.2 J	1.5 J	8.6 J	1.5 J	1.2 J	0.59 J	ND<5.0	1.2	1.2	7.1 D	1.0 J	1.0 J	2.2 J	7.7 J	1.2	ND<100	2.2	1.3	ND<1.0	ND<1.0	56	5
1,1,2-Trichloroethane	ND<5.0	ND<5.0	ND<5.0	ND<5.0	ND<100	ND<5.0	ND<5.0	ND<5.0	ND<5.0	ND<5.0	ND<5.0	ND<5.0	ND<5.0	ND<5.0	ND<5.0	ND<5.0	ND<5.0	ND<5.0	ND<1.0	ND<5.0	ND<1.0	ND<1.0	ND<10	ND<1.0	ND<1.0	ND<5	ND<10	ND<1.0	ND<100	ND<1.0	ND<1.0	ND<1.0	ND<1.0	ND<5.0	1
Tetrachloroethene	ND<5.0	ND<5.0	4.7 J	ND<5.0	ND<100	ND<5.0	ND<5.0	ND<5.0	ND<5.0	ND<5.0	3.7 J	ND<5.0	ND<5.0	13.0 J	ND<5.0	ND<5.0	ND<5.0	ND<5.0	ND<1.0	ND<5.0	ND<1.0	ND<1.0	ND<10	ND<1.0	ND<1.0	ND<5	ND<10	ND<1.0	ND<100	ND<1.0	ND<1.0	ND<1.0	ND<1.0	25	5
Ethylbenzene	ND<5.0	ND<5.0	ND<5.0	ND<5.0	2,200 D	ND<5.0	ND<5.0	370	ND<5.0	ND<5.0	ND<5.0	2.5 J	7.0 J	ND<5.0	5.7 J	ND<5.0	ND<5.0	ND<5.0	ND<1.0	ND<5.0	ND<1.0	ND<1.0	ND<10	ND<1.0	ND<1.0	ND<5	ND<10	ND<1.0	ND<100	ND<1.0	ND<1.0	ND<1.0	ND<1.0	14	5
m,p-Xylene	ND<5.0	ND<5.0	2.6 J	ND<5.0	11,000 D	1.1 J	1.7 J	1,800 J	2.7 J	1.3 J	ND<5.0	ND<5.0	ND<5.0	6.0 J	1.4 J	3.8 J	ND<5.0	ND<5.0	ND<2.0	ND<10	1.7 J	1.1 J	ND<20	ND<2.0	ND<2.0	1.3 J	ND<2.0	2 J	ND<100	1.6 J	ND<2.0	ND<2.0	ND<2.0	22	5
o-Xylene	ND<5.0	ND<5.0	ND<5.0	ND<5.0	840 J	ND<5.0	ND<5.0	86	ND<5.0	ND<5.0	ND<5.0	ND<5.0	ND<5.0	5.2 J	ND<5.0	3.5 J	ND<5.0	ND<5.0	ND<1.0	ND<5.0	ND<1.0	ND<1.0	ND<10	ND<1.0	ND<1.0	ND<5	ND<10	ND<1.0	ND<100	1.0 J	ND<1.0	ND<1.0	ND<1.0	8.9	5
Isopropylbenzene	ND<5.0	ND<5.0	ND<5.0	ND<5.0	48 J	ND<5.0	2.5 J	120 J	ND<5.0	ND<5.0	ND<5.0	ND<5.0	ND<5.0	ND<5.0	ND<5.0	ND<5.0	ND<5.0	ND<5.0	ND<1.0	ND<5.0	0.43 J	ND<1.0	ND<10	ND<1.0	1.0 J	ND<5	ND<10	ND<1.0	ND<100	ND<1.0	ND<1.0	ND<1.0	ND<1.0	ND<5.0	5
n-Propylbenzene	ND<5.0	ND<5.0	ND<5.0	ND<5.0	21 J	ND<5.0	2.0 J	120 J	ND<5.0	ND<5.0	ND<5.0	ND<5.0	ND<5.0	ND<5.0	ND<5.0	ND<5.0	ND<5.0	ND<5.0	ND<1.0	ND<5.0	ND<1.0	ND<1.0	ND<10	ND<1.0	ND<1.0	ND<5	ND<10	ND<1.0	ND<100	ND<1.0	ND<1.0	ND<1.0	ND<1.0	ND<5.0	5
1,3,5-Trimethylbenzene	ND<5.0	ND<5.0	ND<5.0	ND<5.0	39 J	ND<5.0	ND<5.0	520 J	ND<5.0	ND<5.0	ND<5.0	ND<5.0	ND<5.0	ND<5.0	ND<5.0	ND<5.0	ND<5.0	ND<5.0	ND<1.0	ND<5.0	ND<1.0	ND<1.0	ND<10	ND<1.0	ND<1.0	ND<5	ND<10	ND<1.0	ND<100	ND<1.0	ND<1.0	ND<1.0	ND<1.0	1.2 J	5
1,2,4-Trimethylbenzene	ND<5.0	ND<5.0	ND<5.0	ND<5.0	73 J	ND<5.0	6.0 J	1,100 J	1.0 J	ND<5.0	ND<5.0	ND<5.0	ND<5.0	1.1 J	ND<5.0	ND<5.0	ND<5.0	ND<5.0	ND<1.0	ND<5.0	ND<1.0	ND<1.0	ND<10	ND<1.0	ND<1.0	ND<5	ND<10	ND<1.0	ND<100	ND<1.0	ND<1.0	ND<1.0	ND<1.0	2.3 J	5
sec-Butylbenzene	ND<5.0	ND<5.0	ND<5.0	ND<5.0	ND<100	ND<5.0	ND<5.0	ND<5.0	ND<5.0	ND<5.0	ND<5.0	ND<5.0	ND<5.0	ND<5.0	ND<5.0	ND<5.0	ND<5.0	ND<5.0	ND<1.0	ND<5.0	ND<1.0	ND<1.0	ND<10	ND<1.0	ND<1.0	ND<5	ND<10	ND<1.0	ND<100	ND<1.0	ND<1.0	ND<1.0	ND<1.0	ND<5.0	5
4-Isopropyltoluene	ND<5.0	ND<5.0	ND<5.0	ND<5.0	ND<100	ND<5.0	ND<5.0	ND<5.0	ND<5.0	ND<5.0	ND<5.0	ND<5.0	ND<5.0	ND<5.0	ND<5.0	ND<5.0	ND<5.0	ND<5.0	ND<1.0	ND<5.0	ND<1.0	ND<1.0	ND<10	ND<1.0	ND<1.0	ND<5	ND<10	ND<1.0	ND<100	ND<1.0	ND<1.0	ND<1.0	ND<1.0	ND<5.0	5
n-Butylbenzene	ND<5.0	ND<5.0	ND<5.0	ND<5.0	ND<100	ND<5.0	ND<5.0	23 J	ND<5.0	ND<5.0	ND<5.0	ND<5.0	ND<5.0	ND<5.0	ND<5.0	ND<5.0	ND<5.0	ND<5.0	ND<1.0	ND<5.0	ND<1.0	ND<1.0	ND<10	ND<1.0	ND<1.0	ND<5	ND<10	ND<1.0	ND<100	ND<1.0	ND<1.0	ND<1.0	ND<1.0	ND<5.0	5
1,2-Dichlorobenzene	ND<5.0	ND<5.0	ND<5.0	ND<5.0	ND<100	ND<5.0	1.2 J	ND<5.0	ND<5.0	ND<5.0	ND<5.0	ND<5.0	ND<5.0	ND<5.0	ND<5.0	ND<5.0	ND<5.0	ND<5.0	ND<1.0	ND<5.0	ND<1.0	ND<1.0	ND<10	ND<1.0	ND<1.0	ND<5	ND<10	ND<1.0	ND<100	ND<1.0	ND<1.0	ND<1.0	ND<1.0	ND<5.0	3
Naphthalene	ND<5.0	ND<5.0	ND<5.0	ND<5.0	120	1.1 J	ND<5.0	40	ND<5.0	ND<5.0	ND<5.0	ND<5.0	ND<5.0	ND<5.0	ND<5.0	ND<5.0	ND<5.0	ND<5.0	ND<1.0	ND<5.0	ND<1.0	ND<1.0	ND<10	ND<1.0	ND<1.0	ND<5	ND<10	ND<1.0	ND<100	ND<1.0	ND<1.0	ND<1.0	ND<1.0	8.9	10
Methylcyclohexane	NA	NA	NA	NA	NA	NA	NA	NA	NA	NA	NA	NA	NA	NA	NA	NA	NA	NA	ND<1.0	NA	1.3	ND<1.0	ND<10	ND<1.0	3.0	NA	ND<10	ND<1.0	ND<100	ND<1.0	ND<1.0	ND<1.0	ND<1.0	NA	*Not Available*
Total VOCs	None Detected	51	34	8.4	14,589	85	13.4	4,278	5.4	1,803	1,864	6.9	24	14,123	148	5,967	499	6.6	3.5	9.1	10.0	2,086.4	483.5	10.9	101.0	8,441.3	9,649.7	3,947	3,354	3,675	334	94	327	126,888.2	
Total VOC TICs	19 NJ	None Detected	None Detected	None Detected	3,140 NJ	None Detected	13.1 NJ	1,629 NJ	None Detected	None Detected	None Detected	None Detected	None Detected	None Detected	50 NJ	None Detected	None Detected	None Detected	N/A	18.6 J	N/A	N/A	N/A	N/A	22.1 NJ	None Detected	N/A	None Detected	None Detected	None Detected	None Detected	None Detected	None Detected	None Detected	*Not Available*
Total VOCs & VOC TICs	19 NJ	51 J	34 J	8.4 J	17,729 NJ	74 J	27 NJ	5,907 DJ	5	1,803	1,864	1.1	9	14,123 JD	198 NJ	5,967	499 DJ	6.6	3.5	27.7	8.5	2,086.4	483.5	10.9	123.1	6,441.3	9,649.7	3,947	3,354	3,675	334	94	327	7,340.4	

Notes:
VOC analysis by United States Environmental Protection Agency (USEPA) Method SW846 8260B.
J = Indicates that the constituent was positively identified; but the associated numerical value is the approximate concentration of the constituent in the sample.
ND<X indicates analyte not identified at a concentration above the indicated laboratory method detection limit.
NA = Not Applicable or Not Available or Not Analyzed
Highlighted type indicates that the constituent was detected at a concentration above the NYSDEC Part 703 Groundwater Standards.
Indicates laboratory analysis completed by mobile laboratory (SDC2, Inc.)

Table 4a
690 Saint Paul Street
NYSDEC Brownfield Cleanup Program Remedial Investigation

NYSDEC BCP ID No. C828159

Summary of Detected Volatile Organic Compounds in Groundwater (SP-15) Samples
Results in Micrograms per Liter (µg/L)

Sample ID	Groundwater (SP-15) Samples											QA/QC Samples													NYSDEC Part 703 Groundwater Standards
	690-SB-113-O	690-SB-114-O	690-SB-115-O	690-SB-116-O	690-SB-117-O	690-SB-118-O	690-SB-119-O	690-SB-120-O	690-SB-121-O	690-SB-122-O	690-SB-123-O	690-FB1-O	690-FB2-O	690-FIELD BLANK-O	690-FIELD BLANK-O	690-FIELD BLANK-O	690-FIELD BLANK-1-O	690-FIELD BLANK-2-O	690-TB-1-O	690-TB-2-O	690-TB-O	690-TRIP BLANK-O	690-TRIP BLANK1-O	690-TRIP BLANK2-O	690-TRIP BLANK-O	690-TRIP BLANK-O	690-TRIP BLANK-O	
Area of Concern	**AOC #8**	**AOC #8**	**AOC #8**	**AOC #8**	**AOC #8**	**AOC #8**	**AOC #8**	**AOC #8**	**AOC #8**	**AOC #8**	**AOC #8**	NA	NA	NA	NA	NA	NA	NA	NA	NA	NA	NA	NA	NA	NA	NA	NA	
Sample Collection Date	**10/7/2010**	**10/7/2010**	**10/7/2010**	**10/7/2010**	**10/7/2010**	**10/7/2010**	**10/7/2010**	**10/7/2010**	**10/7/2010**	**10/7/2010**	**10/7/2010**	**3/24/2010**	**3/25/2010**	**6/22/2010**	**6/23/2010**	**6/24/2010**	**9/22/2010**	**9/23/2010**	**3/24/2010**	**3/25/2010**	**4/2/2010**	**6/22/2010**	**6/23/2010**	**6/23/2010**	**6/24/2010**	**6/25/2010**	**6/25/2010**	
Volatile Organic Compounds																												
Chloromethane	ND<2.0	ND<2.0	ND<1.0	ND<1.0	ND<1.0	ND<1.0	ND<20	ND<10	ND<10	ND<10	ND<1.0	ND<10	ND<10	ND<5	ND<5	ND<5	ND<5	ND<5	ND<5	ND<5	15	ND<5	ND<5	ND<5	ND<5	ND<5	ND<5	5
Vinyl chloride	ND<2.0	ND<2.0	ND<1.0	ND<1.0	ND<1.0	ND<1.0	ND<20	ND<10	ND<10	ND<10	ND<1.0	ND<10	ND<10	ND<5	ND<5	ND<5	ND<5	ND<5	ND<5	ND<5	ND<5	ND<5	ND<5	ND<5	ND<5	ND<5	ND<5	2
1,1-Dichloroethene	1.9 J	ND<2.0	ND<1.0	ND<1.0	ND<1.0	ND<1.0	ND<20	ND<10	ND<10	ND<10	ND<1.0	ND<10	ND<10	ND<5	ND<5	ND<5	ND<5	ND<5	ND<5	ND<5	ND<5	ND<5	ND<5	ND<5	ND<5	ND<5	ND<5	5
Acetone	ND<50	ND<50	ND<25	ND<25	ND<25	ND<25	ND<500	ND<250	ND<250	ND<250	ND<25	ND<10	ND<10	ND<5	ND<5	ND<5	ND<5	3.7 J	ND<5	ND<5	ND<5	ND<5	ND<5	ND<5	ND<5	ND<5	ND<5	50
Carbon disulfide	ND<2.0	ND<2.0	ND<1.0	ND<1.0	ND<1.0	ND<1.0	ND<20	ND<10	ND<10	ND<10	ND<1.0	ND<10	ND<10	ND<5	ND<5	ND<5	ND<5	ND<5	ND<5	ND<5	ND<5	ND<5	ND<5	ND<5	ND<5	ND<5	ND<5	NA
Methylene chloride	ND<2.0	ND<2.0	ND<1.0	ND<1.0	ND<1.0	ND<1.0	ND<20	ND<10	ND<10	ND<10	ND<1.0	ND<10	ND<10	ND<5	ND<5	ND<5	ND<5	ND<5	ND<5	ND<5	ND<5	ND<5	ND<5	ND<5	ND<5	ND<5	ND<5	5
trans-1,2-Dichloroethene	6.5	1.1 J	ND<1.0	ND<1.0	ND<1.0	ND<1.0	ND<20	ND<10	6.2 J,D	18	ND<1.0	ND<10	ND<10	ND<5	ND<5	ND<5	ND<5	ND<5	ND<5	ND<5	ND<5	ND<5	ND<5	ND<5	ND<5	ND<5	ND<5	5
Methyl tert-butyl ether	ND<2.0	ND<2.0	ND<1.0	ND<1.0	ND<1.0	ND<1.0	ND<20	ND<10	ND<10	ND<10	ND<1.0	ND<10	ND<10	ND<5	ND<5	ND<5	ND<5	ND<5	ND<5	ND<5	ND<5	ND<5	ND<5	ND<5	ND<5	ND<5	ND<5	10
1,1-Dichloroethane	ND<2.0	ND<2.0	ND<1.0	ND<1.0	ND<1.0	ND<1.0	ND<20	ND<10	ND<10	ND<10	ND<1.0	ND<10	ND<10	ND<5	ND<5	ND<5	ND<5	ND<5	ND<5	ND<5	ND<5	ND<5	ND<5	ND<5	ND<5	ND<5	ND<5	5
2-Butanone	25 J	ND<50	ND<25	ND<25	ND<25	ND<25	ND<500	ND<250	ND<250	ND<250	ND<25	ND<10	ND<10	ND<5	ND<5	ND<5	ND<5	ND<5	ND<5	ND<5	ND<5	ND<5	ND<5	ND<5	ND<5	ND<5	ND<5	50
cis-1,2-Dichloroethene	100	14 J	2.0 J	ND<1.0	ND<1.0	2.4	38	12	85 D	150 D	0.73 J	ND<10	ND<10	ND<5	ND<5	ND<5	ND<5	ND<5	ND<5	ND<5	ND<5	ND<5	ND<5	ND<5	ND<5	ND<5	ND<5	5
Chloroform	ND<2.0	ND<2.0	ND<1.0	ND<1.0	ND<1.0	ND<1.0	ND<20	ND<10	ND<10	ND<10	ND<1.0	ND<10	ND<10	ND<5	ND<5	ND<5	ND<5	ND<5	ND<5	ND<5	ND<5	ND<5	1.0 J	ND<5	ND<5	ND<5	ND<5	7
1,2-Dichloroethane	ND<2.0	ND<2.0	ND<1.0	ND<1.0	ND<1.0	ND<1.0	ND<20	ND<10	ND<10	ND<10	ND<1.0	ND<10	ND<10	ND<5	ND<5	ND<5	ND<5	ND<5	ND<5	ND<5	ND<5	ND<5	ND<5	ND<5	ND<5	ND<5	ND<5	0.6
Benzene	ND<2.0	ND<2.0	ND<1.0	ND<1.0	ND<1.0	ND<1.0	ND<20	ND<10	ND<10	ND<10	ND<1.0	ND<10	ND<10	ND<5	ND<5	ND<5	ND<5	ND<5	ND<5	ND<5	ND<5	ND<5	ND<5	ND<5	ND<5	ND<5	ND<5	1
Trichloroethene	4,800 D	990 D	77	23	12	47	3,200	340	810 D	13,000 D	18	ND<10	ND<10	ND<5	ND<5	ND<5	ND<5	ND<5	ND<5	ND<5	ND<5	ND<5	ND<5	ND<5	ND<5	ND<5	ND<5	5
Toluene	140	25	24	4.0	52	32	15 J	7.5 J	9.3 J,D	8.2 J	2.4	ND<10	ND<10	ND<5	ND<5	ND<5	ND<5	ND<5	ND<5	ND<5	ND<5	ND<5	ND<5	ND<5	ND<5	ND<5	ND<5	5
1,1,2-Trichloroethane	ND<2.0	ND<2.0	ND<1.0	ND<1.0	ND<1.0	ND<1.0	ND<20	ND<10	ND<10	ND<10	ND<1.0	ND<10	ND<10	ND<5	ND<5	ND<5	ND<5	ND<5	ND<5	ND<5	ND<5	ND<5	ND<5	ND<5	ND<5	ND<5	ND<5	1
Tetrachloroethene	ND<2.0	ND<2.0	ND<1.0	ND<1.0	ND<1.0	ND<1.0	ND<20	ND<10	ND<10	ND<10	ND<1.0	ND<10	ND<10	ND<5	ND<5	ND<5	ND<5	ND<5	ND<5	ND<5	ND<5	ND<5	ND<5	ND<5	ND<5	ND<5	ND<5	5
Ethylbenzene	1.2 J	ND<2.0	ND<1.0	ND<1.0	0.56 J	1.0 J	ND<20	ND<10	ND<10	ND<10	ND<1.0	ND<10	ND<10	ND<5	ND<5	ND<5	ND<5	ND<5	ND<5	ND<5	ND<5	ND<5	ND<5	ND<5	ND<5	ND<5	ND<5	5
m,p-Xylene	4.7 J	2 J	1.7 J	ND<2.0	2.3 J	2.4 J	ND<40	ND<20	ND<20	ND<20	1.7 J	ND<10	ND<10	ND<5	ND<5	ND<5	ND<5	ND<5	ND<5	ND<5	ND<5	ND<5	ND<5	ND<5	ND<5	ND<5	ND<5	5
o-Xylene	1.9 J	ND<2.0	1.0 J	ND<1.0	1.0 J	1.1 J	ND<20	ND<10	ND<10	ND<10	0.88 J	ND<10	ND<10	ND<5	ND<5	ND<5	ND<5	ND<5	ND<5	ND<5	ND<5	ND<5	ND<5	ND<5	ND<5	ND<5	ND<5	5
Isopropylbenzene	ND<2.0	ND<2.0	ND<1.0	ND<1.0	ND<1.0	ND<1.0	ND<20	ND<10	ND<10	ND<10	ND<1.0	ND<10	ND<10	ND<5	ND<5	ND<5	ND<5	ND<5	ND<5	ND<5	ND<5	ND<5	ND<5	ND<5	ND<5	ND<5	ND<5	5
n-Propylbenzene	ND<2.0	ND<2.0	ND<1.0	ND<1.0	ND<1.0	ND<1.0	ND<20	ND<10	ND<10	ND<10	ND<1.0	ND<10	ND<10	ND<5	ND<5	ND<5	ND<5	ND<5	ND<5	ND<5	ND<5	ND<5	ND<5	ND<5	ND<5	ND<5	ND<5	5
1,3,5-Trimethylbenzene	ND<2.0	ND<2.0	ND<1.0	ND<1.0	ND<1.0	ND<1.0	ND<20	ND<10	ND<10	ND<10	ND<1.0	ND<10	ND<10	ND<5	ND<5	ND<5	ND<5	ND<5	ND<5	ND<5	ND<5	ND<5	ND<5	ND<5	ND<5	ND<5	ND<5	5
1,2,4-Trimethylbenzene	ND<2.0	ND<2.0	ND<1.0	ND<1.0	ND<1.0	ND<1.0	ND<20	ND<10	ND<10	ND<10	ND<1.0	ND<10	ND<10	ND<5	ND<5	ND<5	ND<5	ND<5	ND<5	ND<5	ND<5	ND<5	ND<5	ND<5	ND<5	ND<5	ND<5	5
sec-Butylbenzene	ND<2.0	ND<2.0	ND<1.0	ND<1.0	ND<1.0	ND<1.0	ND<20	ND<10	ND<10	ND<10	ND<1.0	ND<10	ND<10	ND<5	ND<5	ND<5	ND<5	ND<5	ND<5	ND<5	ND<5	ND<5	ND<5	ND<5	ND<5	ND<5	ND<5	5
4-Isopropyltoluene	ND<2.0	ND<2.0	ND<1.0	ND<1.0	ND<1.0	ND<1.0	ND<20	ND<10	ND<10	ND<10	ND<1.0	ND<10	ND<10	ND<5	ND<5	ND<5	ND<5	ND<5	ND<5	ND<5	ND<5	ND<5	ND<5	ND<5	ND<5	ND<5	ND<5	5
n-Butylbenzene	ND<2.0	ND<2.0	ND<1.0	ND<1.0	ND<1.0	ND<1.0	ND<20	ND<10	ND<10	ND<10	ND<1.0	ND<10	ND<10	ND<5	ND<5	ND<5	ND<5	ND<5	ND<5	ND<5	ND<5	ND<5	ND<5	ND<5	ND<5	ND<5	ND<5	5
1,2-Dichlorobenzene	ND<2.0	ND<2.0	ND<1.0	ND<1.0	ND<1.0	ND<1.0	ND<20	ND<10	ND<10	ND<10	ND<1.0	ND<10	ND<10	ND<5	ND<5	ND<5	ND<5	ND<5	ND<5	ND<5	ND<5	ND<5	ND<5	ND<5	ND<5	ND<5	ND<5	3
Naphthalene	ND<2.0	ND<2.0	ND<1.0	ND<1.0	ND<1.0	ND<1.0	ND<20	ND<10	ND<10	ND<10	ND<1.0	2.3 J	ND<10	ND<5	ND<5	ND<5	ND<5	ND<5	ND<5	ND<5	ND<5	ND<5	ND<5	ND<5	ND<5	ND<5	ND<5	10
Methylcyclohexane												NA	NA	NA	NA	NA	NA	NA	NA	NA	NA	NA	NA	NA	NA	NA	NA	*Not Available*
Total VOCs	5,081	1,032	105.7 J	27	67.9	85.9	3,253	359.5	910.5	13,176	43.7 J	2.3 J	None Detected	None Detected	None Detected	None Detected	None Detected	3.7 J	None Detected	None Detected	15	None Detected	1.0	None Detected	None Detected	None Detected	None Detected	
Total VOC TICs	N/A	N/A	N/A	N/A	N/A	N/A	N/A	N/A	N/A	N/A	N/A	41.0	20.0	23.0 NJ	None Detected	None Detected	25 J	35 J	None Detected	None Detected	None Detected	None Detected	None Detected	None Detected	None Detected	None Detected	None Detected	*Not Available*
Total VOCs & VOC TICs	5,081	1,032	105.7	27	67.9	85.9	3,253	359.5	910.5	13,176	43.7	43.3	20.0	23.0	0.0	0.0	25 J	39 J	0.0	0.0	15	0.0	1.0 J	0.0	0.0	0.0	0.0	

Notes:
VOC analysis by United States Environmental Protection Agency (USEPA) Method SW846 8260B.
J – Indicates that the constituent was positively identified; but the associated numerical value is the approximate concentration of the constituent in the sample.
ND<X indicates analyte not identified at a concentration above the indicated laboratory method detection limit.
NA = Not Applicable or Not Available
Highlighted type indicates that the constituent was detected at a concentration above the NYSDEC Part 703 Groundwater Standards.
Indicates laboratory analysis completed by mobile laboratory (S2C2, Inc.)

Table 4b
690 Saint Paul Street
NYSDEC Brownfield Cleanup Program Remedial Investigation
NYSDEC BCP ID No. C828159

Summary of Detected Semi-Volatile Organic Compounds in Groundwater (SP-15) Samples
Results in Micrograms per Liter (µg/L)

Sample ID (Depth)	Groundwater (SP-15) Samples					QA/QC Samples								NYSDEC Part 703 Groundwater Standards
	690-SG-1-0	690-SG-4-0	690-SG-5-0	690-SG-6-0	690-BW-5-O	690-FB1-O	690-FB2-O	690-FIELD BLANK-O	690-FIELD BLANK-O	690-FIELD BLANK-O	690-FIELD BLANK-O	690-FIELD BLANK-1-O	690-FIELD BLANK-2-O	
Area of Concern	**AOC #1**	**AOC #6**	**AOC #2**	**AOC #3**	**AOC #1**	**NA**	**NA**	**NA**	**NA**	**NA**	**NA**	**NA**	**NA**	
Sample Collection Date	**6/24/2010**	**6/24/2010**	**6/22/2010**	**6/22/2010**	**10/20/2010**	**3/24/2010**	**3/25/2010**	**6/22/2010**	**6/23/2010**	**6/24/2010**	**9/28/2010**	**9/23/2010**	**9/24/2010**	
Semi-Volatile Organic Compounds														
Naphthalene	ND<10	ND<10	24 J	18 J	ND<10	ND<10	ND<10	ND<10	ND<10	ND<10	ND<10	ND<10	ND<10	10
2,4-Dimethyphenol	ND<10	ND<10	6.9 J	ND<10	ND<10 R	ND<10	ND<10	ND<10	ND<10	ND<10	ND<10	ND<10	ND<10	50
2-Methylnaphthalene	ND<10	ND<10	3.5 J	2.8 J	ND<10	ND<10	ND<10	ND<10	ND<10	ND<10	ND<10	ND<10	ND<10	N/A
Acenaphthylene	ND<10	ND<10	ND<10	ND<10	ND<10	ND<10	ND<10	ND<10	ND<10	ND<10	ND<10	ND<10	ND<10	N/A
Acenaphthene	ND<10	ND<10	ND<10	ND<10	ND<10	ND<10	ND<10	ND<10	ND<10	ND<10	ND<10	ND<10	ND<10	20
Dibenzofuran	ND<10	ND<10	ND<10	ND<10	ND<10	ND<10	ND<10	ND<10	ND<10	ND<10	ND<10	ND<10	ND<10	N/A
Fluorene	ND<10	ND<10	ND<10	ND<10	ND<10	ND<10	ND<10	ND<10	ND<10	ND<10	ND<10	ND<10	ND<10	50
Phenanthrene	ND<10	ND<10	ND<10	ND<10	ND<10	ND<10	ND<10	ND<10	ND<10	ND<10	ND<10	ND<10	ND<10	50
Anthracene	ND<10	ND<10	ND<10	ND<10	ND<10	ND<10	ND<10	ND<10	ND<10	ND<10	ND<10	ND<10	ND<10	50
Carbazole	ND<10	ND<10	ND<10	ND<10	ND<10	ND<10	ND<10	ND<10	ND<10	ND<10	ND<10	ND<10	ND<10	N/A
Fluoranthene	ND<10	ND<10	ND<10	ND<10	ND<10	ND<10	ND<10	ND<10	ND<10	ND<10	ND<10	ND<10	ND<10	50
Pyrene	ND<10	ND<10	ND<10	ND<10	ND<10	ND<10	ND<10	ND<10	ND<10	ND<10	ND<10	ND<10	ND<10	50
Benzo(a)anthracene	ND<10	ND<10	ND<10	ND<10	ND<10	ND<10	ND<10	ND<10	ND<10	ND<10	ND<10	ND<10	ND<10	0.002
Chrysene	ND<10	ND<10	ND<10	ND<10	ND<10	ND<10	ND<10	ND<10	ND<10	ND<10	ND<10	ND<10	ND<10	0.002
Bis(2-ethylhexyl)phthalate	ND<10	ND<10	ND<10	ND<10	ND<10	ND<10	ND<10	ND<10	ND<10	ND<10	ND<10	ND<10	ND<10	5
Benzo(b)fluoranthene	ND<10	ND<10	ND<10	ND<10	ND<10	ND<10	ND<10	ND<10	ND<10	ND<10	ND<10	ND<10	ND<10	0.002
Benzo(k)fluoranthene	ND<10	ND<10	ND<10	ND<10	ND<10	ND<10	ND<10	ND<10	ND<10	ND<10	ND<10	ND<10	ND<10	0.002
Benzo(a)pyrene	ND<10	ND<10	ND<10	ND<10	ND<10	ND<10	ND<10	ND<10	ND<10	ND<10	ND<10	ND<10	ND<10	ND
Indeno(1,2,3-cd)pyrene	ND<10	ND<10	ND<10	ND<10	ND<10	ND<10	ND<10	ND<10	ND<10	ND<10	ND<10	ND<10	ND<10	0.002
Dibenzo(a,h)anthracene	ND<10	ND<10	ND<10	ND<10	ND<10	ND<10	ND<10	ND<10	ND<10	ND<10	ND<10	ND<10	ND<10	N/A
Benzo(g,h,i)perylene	ND<10	ND<10	ND<10	ND<10	ND<10	ND<10	ND<10	ND<10	ND<10	ND<10	ND<10	ND<10	ND<10	N/A
Total SVOCs	None Detected	None Detected	34	20.8	None Detected	None Detected	None Detected	None Detected	None Detected	None Detected	None Detected	None Detected	None Detected	
Total SVOC TICs	14 JNJ	None Detected	1,592 NJ	1,298 NJ	None Detected	None Detected	None Detected	None Detected	23	None Detected	None Detected	47.2	57.3	22.2	*Not Available*
Total SVOCs & SVOC TICs	14	None Detected	24	1,319	None Detected	None Detected	None Detected	None Detected	23	None Detected	None Detected	47.2	57.3	22.2	

Notes:

SVOC analysis by United States Environmental Protection Agency (USEPA) Method SW846 8270.

J – Indicates that the constituent was positively identified; but the associated numerical value is the approximate concentration of the constituent in the sample.

Highlighted type indicates that the constituent was detected at a concentration above the NYSDEC Part 703 Groundwater Standards.

ND<X indicates analyte not identified at a concentration above the indicated laboratory method detection limit.

Table 4c
690 Saint Paul Street
NYSDEC Brownfield Cleanup Program Remedial Investigation
NYSDEC BCP ID No. C828159

Summary of Detected Metals in Groundwater (SP-15) Samples
Results in Micrograms per Liter (µg/L)

Sample ID (Depth)	Groundwater (SP-15) Samples					QA/QC Samples								NYSDEC Part 703 Groundwater Standards
	690-SG-1-0	690-SG-4-O	690-SG-5-O	690-SG-6-O	690-BW-5-O	690-FB1-O	690-FB2-O	690-FIELD BLANK-O	690-FIELD BLANK-O	690-FIELD BLANK-O	690-FIELD BLANK-O	690-FIELD BLANK-1-O	690-FIELD BLANK-2-O	
Area of Concern	AOC #1	AOC #6	AOC #2	AOC #3	AOC #1	NA	NA	NA	NA	NA	NA	NA	NA	
Sample Collection Date	6/24/2010	6/24/2010	6/22/2010	6/22/2010	10/20/2010	3/24/2010	3/25/2010	6/22/2010	6/23/2010	6/24/2010	9/28/2010	9/23/2010	9/24/2010	
TAL Metals														
Aluminum	12,000	7,690	661	13,900	4,460	12 U	12 U	12 U	12 B	29 J	66.0 B	66.0 U	66.0 U	Not Listed
Antimony	14 U	6.9 U	15.6 U	9.6 U	9.3 U	5.3 U	6.0 U	4.7 U	4.2	4.2 U	9.3	9.3 U	9.3 U	3
Arsenic	21.8	25.9	12.0 U	17.8 U	11.4 B	3.1 U	3.1 U	3.9 J	4.3	3.1 U	4.3	4.3 U	4.3 U	25
Barium	1,950	1,220	2,520	1,090	82.8 B	6.5 J	4.5 J	2.9 U	2.9	2.9 U	1.2	1.1 U	1.1 U	1,000
Berylium	3.4 J	2.1 J	0.038 J	3.8 J	0.47 B	0.097 U	0.063 U	0.037 U	0.037	0.037 U	0.26	0.26 U	0.26 U	Not Listed
Cadmium	3.4 J	1.1 J	0.5 U	2.2 J	0.89 U	0.5 U	0.5 U	0.5 U	0.50	0.50 U	0.89	0.89 U	0.89 U	5
Calcium	2,180,000	1,970,000	2,830,000	1,440,000	175,000	87 U	87 U	254 J	87 B	206 U	110 B	110 U	110 U	Not Listed
Chromium	20.5	14.5 J	0.73 U	23.9	10.3 B	0.79 J	0.57 J	0.55 J	0.93	0.50 U	0.64	0.64 U	0.64 U	50
Cobalt	34.5 J	63.7	14.4 J	51.0	19.7 B	0.67 U	0.67 U	0.67 U	0.67	0.67 U	0.67	0.67 U	0.67 U	5
Copper	79.3	38.7	5.5 J	269	16.6 B	4.7 U	4.7 U	4.7 U	4.7	4.7 U	3.6	3.6 U	3.6 U	200
Iron	14,600	25,500	41,700	25,100	16,200	196 U	47 U	47 U	47	47 U	31.0	31.0 U	31.0 U	300
Lead	14.5	119	33.0	133	59.6	2.5 J	2.1 U	2.1 U	2.1	2.1 U	4.2	4.2 U	4.2 U	25
Magnesium	408,000	389,000	218,000	467,000	78,200	62 U	62 U	62 U	62	62 U	76.0	76.0 U	76.0 U	Not Listed
Manganese	22,400	9,730	17,700	13,200	413	3.5 U	3.5 U	35.0 U	3.5	3.5 U	10.0	10.0 U	10.0 U	300
Mercury	0.059 J	0.028 U	0.092 J	0.028 U	0.047 B	0.056 U	0.056 U	0.028 U	0.028	0.028 U	0.028	0.028 U	0.028 U	0.7
Nickel	410	80.3	23.8 J	67.4	32.9 B	1.2 J	0.64 U	0.64 U	0.64	0.64 U	0.85	0.85 U	1.0 B	100
Potassium	15,900	24,700	18,800	19,400	29,900	59 U	59 U	65.6 J	59	59 U	76.0	76.0 U	76.0 U	Not Listed
Selenium	10 U	10 U	10 U	10 U	12.0 U	10 U	10 U	10 U	10	10 U	10.0	12.0 U	12.0 U	10
Silver	2.4 U	2.4 U	2.4 U	2.4 U	6.9 U	2.4 U	2.4 U	2.4 U	2.4	2.4 U	6.9	6.9 U	6.9 U	50
Sodium	877,000	50,400	776,000	741,000	267,000	55.8 J	51.3 J	673 J	93	1,160	29.0	29.0 U	29.0 U	Not Listed
Thallium	29	16.1 J	29.5	17.5 J	6.2 U	5.7 U	5.7 U	5.7 U	5.7 U	5.7 U	6.2	6.2 U	6.2 U	Not Listed
Vanadium	7.7 J	11 J	0.34 U	41.6 J	9.1 B	0.69 J	0.34 U	0.34 U	0.34 U	0.34 U	1.1	1.1 U	1.1 U	Not Listed
Zinc	223	218	7.0 U	545	31.3 B	15 J	12.4 J	16.8 J	15.0 J	15.7 J	13.1 B	12.6 B	11.5 B	Not Listed

Notes:
TAL Metals analysis by United States Environmental Protection Agency (USEPA) SW846 Methods 6010 (TAL Metals) and 7471 (Mercury)
Highlighted type indicates that the constituent was detected at a concentration above the Part 703 Groundwater Standards.
ND<X indicates analyte not identified at a concentration above the indicated laboratory method detection limit.

Table 4d
690 Saint Paul Street
NYSDEC Brownfield Cleanup Program Remedial Investigation
NYSDEC BCP ID No. C828159

Summary of Detected Pesticides in Groundwater (SP-15) Samples
Results in Micrograms per Liter (µg/L)

Sample ID (Depth)	Groundwater (SP-15) Samples				QA/QC Samples								NYSDEC Part 703 Groundwater Standards
	690-SG-5-O	690-SG-1-O	690-SG-4-O	690-BW-5-O	690-FB1-O	690-FB2-O	690-FIELD BLANK-O	690-FIELD BLANK-O	690-FIELD BLANK-O	690-FIELD BLANK-O	690-FIELD BLANK-1-O	690-FIELD BLANK-2-O	
Area of Concern	AOC #2	AOC #1	AOC #6	AOC #1	NA	NA	NA	NA	NA	NA	NA	NA	
Sample Collection Date	6/22/10	6/24/10	6/24/10	10/20/10	3/24/10	3/25/10	6/22/10	6/23/10	6/24/10	9/28/10	9/23/10	9/24/10	
Pesticides													
alpha-BHC	ND<0.05	ND<0.05	ND<0.05	ND<0.05	ND<0.05	ND<0.05	ND<0.05	ND<0.05	ND<0.05	ND<0.05	ND<0.05	ND<0.05	0.01
beta-BHC	0.084 J	ND<0.05	ND<0.05	ND<0.05	ND<0.05	ND<0.05	ND<0.05	ND<0.05	ND<0.05	ND<0.05	ND<0.05	ND<0.05	0.04
delta-BHC	ND<0.05	ND<0.05	ND<0.05	ND<0.05	ND<0.05	ND<0.05	ND<0.05	ND<0.05	ND<0.05	ND<0.05	ND<0.05	ND<0.05	0.04
gamma-BHC (Lindane)	ND<0.05	ND<0.05	ND<0.05	ND<0.05	ND<0.05	ND<0.05	ND<0.05	ND<0.05	ND<0.05	ND<0.05	ND<0.05	ND<0.05	0.05
Heptachlor	ND<0.05	ND<0.05	ND<0.05	ND<0.05	ND<0.05	ND<0.05	ND<0.05	ND<0.05	ND<0.05	ND<0.05	ND<0.05	ND<0.05	0.04
Aldrin	ND<0.05	ND<0.05	ND<0.05	ND<0.05	ND<0.05	ND<0.05	ND<0.05	ND<0.05	ND<0.05	ND<0.05	ND<0.05	ND<0.05	Not Determined
Heptachlor Epoxide	ND<0.05	ND<0.05	ND<0.05	ND<0.05	ND<0.05	ND<0.05	ND<0.05	ND<0.05	ND<0.05	ND<0.05	ND<0.05	ND<0.05	0.03
Endosulfan I	ND<0.05	ND<0.05	ND<0.05	ND<0.05	ND<0.05	ND<0.05	ND<0.05	ND<0.05	ND<0.05	ND<0.05	ND<0.05	ND<0.05	Not Listed
Dieldrin	ND<0.1	ND<0.1	ND<0.1	ND<0.1	ND<0.1	ND<0.1	ND<0.1	ND<0.1	ND<0.1	ND<0.1	ND<0.1	ND<0.1	0.004
4,4'-DDE	ND<0.1	ND<0.1	ND<0.1	ND<0.1	ND<0.1	ND<0.1	ND<0.1	ND<0.1	ND<0.1	ND<0.1	ND<0.1	ND<0.1	0.2
Endrin	ND<0.1	ND<0.1	ND<0.1	ND<0.1	ND<0.1	ND<0.1	ND<0.1	ND<0.1	ND<0.1	ND<0.1	ND<0.1	ND<0.1	Not Determined
Endosulfan II	ND<0.1	ND<0.1	ND<0.1	ND<0.1	ND<0.1	ND<0.1	ND<0.1	ND<0.1	ND<0.1	ND<0.1	ND<0.1	ND<0.1	Not Listed
4,4'-DDD	ND<0.1	ND<0.1	ND<0.1	ND<0.1	ND<0.1	ND<0.1	ND<0.1	ND<0.1	ND<0.1	ND<0.1	ND<0.1	ND<0.1	0.3
Endosulfan Sulfate	ND<0.1	ND<0.1	ND<0.1	ND<0.1	ND<0.1	ND<0.1	ND<0.1	ND<0.1	ND<0.1	ND<0.1	ND<0.1	ND<0.1	Not Listed
4,4'-DDT	ND<0.1	ND<0.1	ND<0.1	ND<0.1	ND<0.1	ND<0.1	ND<0.1	ND<0.1	ND<0.1	ND<0.1	ND<0.1	ND<0.1	0.2
Methoxychlor	ND<0.1	ND<0.1	ND<0.1	ND<0.1	ND<0.1	ND<0.1	ND<0.1	ND<0.1	ND<0.1	ND<0.1	ND<0.1	ND<0.1	35
Endrin Ketone	ND<0.1	ND<0.1	ND<0.1	ND<0.1	ND<0.1	ND<0.1	ND<0.1	ND<0.1	ND<0.1	ND<0.1	ND<0.1	ND<0.1	5
Endrin Aldehyde	ND<0.1	ND<0.1	ND<0.1	ND<0.1	ND<0.1	ND<0.1	ND<0.1	ND<0.1	ND<0.1	ND<0.1	ND<0.1	ND<0.1	5
alpha-Chlordane	ND<0.05	ND<0.05	ND<0.05	ND<0.05	ND<0.05	ND<0.05	ND<0.05	ND<0.05	ND<0.05	ND<0.05	ND<0.05	ND<0.05	Not Listed
gamma-Chlordane	ND<0.05	ND<0.05	ND<0.05	ND<0.05	ND<0.05	ND<0.05	ND<0.05	ND<0.05	ND<0.05	ND<0.05	ND<0.05	ND<0.05	Not Listed
Toxaphene	ND<5	ND<5	ND<5	ND<5	ND<5	ND<5	ND<5	ND<5	ND<5	ND<5	ND<5	ND<5	0.06
Total Pesticides	0.084	None Detected	None Detected	None Detected	None Detected	None Detected	None Detected	None Detected	None Detected	None Detected	None Detected	None Detected	*Not Available*

Notes:
Pesticide analysis by United States Environmental Protection Agency (USEPA) Method SW846 8081.
Highlighted type indicates that the constituent was detected at a concentration above the NYSDEC Part 703 Groundwater Standards.
ND<X indicates analyte not identified at a concentration above the indicated laboratory method detection limit.

Table 4e
690 Saint Paul Street
NYSDEC Brownfield Cleanup Program Remedial Investigation
NYSDEC BCP ID No. C828159

Summary of Detected Polychlorinated Biphenyls in Groundwater (SP-15) Samples
Results in Micrograms per Liter (µg/L)

Sample ID (Depth)	Groundwater (SP-15) Samples				QA/QC Samples								NYSDEC Part 703 Groundwater Standards
	690-SG-1-0	690-SG-4-0	690-SG-5-O	690-BW-5-O	690-FB1-O	690-FB2-O	690-FIELD BLANK-O	690-FIELD BLANK-O	690-FIELD BLANK-O	690-FIELD BLANK-O	690-FIELD BLANK-1-O	690-FIELD BLANK-2-O	
Area of Concern	AOC #1	AOC #6	AOC #2	AOC #1	NA	NA	NA	NA	NA	NA	NA	NA	
Sample Collection Date	6/24/2010	6/24/2010	6/22/10	10/20/10	3/24/10	3/25/10	6/22/10	6/23/10	6/24/10	9/28/10	9/23/10	9/24/10	
PCBs													
Aroclor 1016	ND<1.0	ND<1.0	ND<1.0	ND<1.0	ND<1.0	ND<1.0	ND<1.0	ND<1.0	ND<1.0	ND<1.0	ND<1.0	ND<1.0	N/A
Aroclor 1221	ND<1.0	ND<1.0	ND<1.0	ND<1.0	ND<1.0	ND<1.0	ND<1.0	ND<1.0	ND<1.0	ND<1.0	ND<1.0	ND<1.0	N/A
Aroclor 1232	ND<1.0	ND<1.0	ND<1.0	ND<1.0	ND<1.0	ND<1.0	ND<1.0	ND<1.0	ND<1.0	ND<1.0	ND<1.0	ND<1.0	N/A
Aroclor 1242	ND<1.0	ND<1.0	ND<1.0	ND<1.0	ND<1.0	ND<1.0	ND<1.0	ND<1.0	ND<1.0	ND<1.0	ND<1.0	ND<1.0	N/A
Aroclor 1248	ND<1.0	ND<1.0	ND<1.0	ND<1.0	ND<1.0	ND<1.0	ND<1.0	ND<1.0	ND<1.0	ND<1.0	ND<1.0	ND<1.0	N/A
Aroclor 1254	ND<1.0	ND<1.0	ND<1.0	ND<1.0	ND<1.0	ND<1.0	ND<1.0	ND<1.0	ND<1.0	ND<1.0	ND<1.0	ND<1.0	N/A
Aroclor 1260	ND<1.0	ND<1.0	ND<1.0	ND<1.0	ND<1.0	ND<1.0	ND<1.0	ND<1.0	ND<1.0	ND<1.0	ND<1.0	ND<1.0	N/A
Total PCBs	None Detected	None Detected	None Detected	None Detected	None Detected	None Detected	None Detected	None Detected	None Detected	None Detected	None Detected	None Detected	0.09

Notes:
PCB analysis by United States Environmental Protection Agency (USEPA) Method SW846 8082.
ND<X indicates analyte not identified at a concentration above the indicated laboratory method detection limit.

690 Saint Paul Street
NYSDEC Brownfield Cleanup Program Remedial Investigation
NYSDEC BCP ID No. C828159

Table 5 – Sub-Slab Soil Vapor

Table 5A
690 Saint Paul Street
NYSDEC Brownfield Cleanup Program Remedial Investigation
NYSDEC BCP ID No. C828159

Summary of Detected VOCs in Sub-Slab Soil Vapor & Indoor Air Samples
Results in Micrograms per Cubic Meter (µg/m^3)
(USEPA Method TO-15)

Parameter	Sub-Slab Soil Vapor Samples (AOC #5)								NYSDOH Sub-Slab Vapor Concentration Decision Matrix (minimum action level)[1]	Indoor Air Samples (AOC #5)									Outdoor Ambient Air	QA/QC	NYSDOH Indoor Air Concentration (minimum action level)[1]	USEPA (2001) (BASE) Database[2]
	690-SV-1-O	690-SV-2-O	690-SV-3-O	690-SV-4-O	690-SV-5-O	690-SV-6-O	690-SV-7-O	690-SV-8-O		690-SV-1-AMB-0	690-SV-2-AMB-O	690-SV-3-AMB-O	690-SV-4-AMB-O	690-SV-4-AMB-D	690-SV-5-AMB-O	690-SV-6-AMB-O	690-SV-7-AMB-O	690-SV-8-AMB-O	690-Outdoor-O	690-Trip Blank-O		
	1/27/2010									1/27/2010									1/27/2010	1/27/2010		
Volatile Organic Compounds (VOCs)																						
1,1,1-Trichloroethane	5.7	ND<0.83	ND<0.83	1.4	2.2	1.0	8.0	1.1	<100***	ND<0.83	ND<0.83	ND<0.83	ND<0.83	ND<0.83	ND<0.83	ND<0.83	ND<0.83	ND<0.83	ND<0.83	ND<0.83	<3***	20.6
1,2,4-Trimethylbenzene	0.70	1.6	ND<1.1	0.75	2.0	0.70	2.6	8.8	NL	0.50	ND<1.1	ND<1.1	0.55	ND<0.75	72	10	110	45	1.0	ND<0.75	NL	9.5
1,1-Dichloroethane	ND<0.62	ND<0.62	ND<0.62	ND<0.62	ND<0.62	0.66	ND<0.62	ND<0.62	NL	ND<0.62	ND<0.62	ND<0.62	ND<0.62	ND<0.62	ND<0.62	ND<0.62	ND<0.60	ND<0.62	ND<0.62	ND<0.62	NL	<0.7
1,1-Dichloroethene	ND<0.60	ND<0.60	ND<0.60	ND<0.60	ND<0.60	ND<0.60	ND<0.60	ND<0.60	NL	ND<0.60	ND<0.60	ND<0.60	ND<0.60	ND<0.60	ND<0.60	ND<0.60	ND<0.62	ND<0.60	ND<0.60	ND<0.60	NL	<1.4
1,2-Dichlorobenzene	ND<0.92	ND<0.92	ND<0.92	ND<0.92	ND<0.92	ND<0.92	ND>0.92	ND<0.92	NL	ND<0.92	ND<0.92	ND<0.92	ND<0.92	ND<0.92	ND<0.92	ND<0.92	ND<0.92	ND<0.92	ND<0.92	ND<0.92	NL	<1.2
1,3,5-Trimethylbenzene	ND<0.75	0.65	ND<0.75	ND<0.75	0.70	ND<0.75	1	3.2	NL	ND<0.75	ND<0.75	ND<0.75	ND<0.75	ND<0.75	37	3.0	54	17	ND<0.75	ND<0.75	NL	3.7
Acetone	19	14	16	49	75	25	35	51	NL	12	16	7.2	4.1	4.3	13	12	18	20	15	ND<0.72	NL	98.9
Benzene	0.65	0.52	0.78	1.8	19	0.45	1.6	2.7	NL	0.71	0.81	0.49	0.45	0.45	1.4	0.68	1.8	1.3	0.49	ND<0.49	NL	9.4
Chloroethane	ND<0.40	ND<0.40	ND<0.40	ND<0.40	0.35	ND<0.40	ND<0.40	0.43	NL	ND<0.40	ND<0.40	ND<0.40	ND<0.40	ND<0.40	ND<0.40	ND<0.40	ND<0.40	ND<0.40	ND<0.40	ND<0.40	NL	<1.1
Chloroform	0.55	0.89	0.89	1.6	9.2	400	1	1.5	NL	ND<0.74	ND<0.74	1.1	0.6	1.5	140	3.0	2.5	2.5	0.89	ND<0.74	NL	1.1
Chloromethane	0.80	0.59	0.82	1.1	ND<0.31	ND<0.31	ND<0.31	0.52	NL	0.69	0.67	0.99	0.63	0.69	0.73	0.99	1.1	1.1	0.90	ND<0.31	NL	3.7
cis-1,2,-Dichloroethene	0.69	1.2	0.32	1.1	2.6	15	0.73	1.4	<100***	ND<0.60	ND<0.60	ND<0.60	1.0	3.7	3.8	ND<0.60	ND<0.60	ND<0.60	ND<0.60	ND<0.60	<3***	<1.9
Cyclohexane	1.3	0.42	1.6	36	660	0.59	3.0	66	NL	0.45	ND<0.52	1.3	ND<0.52	ND<0.52	0.73	0.38	1.0	0.70	ND<0.52	ND<0.52	NL	NL
Ethylbenzene	4.5	2.5	1.3	2.1	2.7	2.2	4.6	4.0	NL	0.53	0.53	ND<0.66	ND<0.66	ND<0.66	1.1	0.97	6.4	3.3	ND<0.66	ND<0.66	NL	5.7
Heptane	2.4	0.75	1.7	60	500	0.75	2.9	8.7	NL	0.67	0.62	1.3	ND<0.62	0.46	0.79	0.54	0.92	1.2	ND<0.62	ND<0.62	NL	<3.6
Isopropyl Alcohol	5.2	ND<0.37	ND<0.37	4.9	ND<0.37	0.2	8.7	15	NL	3.9	3.2	1.5	3.1	4.8	3.1	4.3	13	12	2.6	ND<0.37	NL	NL
m&p-Xylene	5.3	4.2	1.8	3.5	4.6	3.2	7.5	7.1	NL	1.5	1.5	ND<1.3	ND<1.3	ND<1.3	4.0	3.9	40	18.0	ND<1.3	ND<1.3	NL	22.2
Methyl Ethyl Ketone	3.2	2.8	1.3	2.9	ND<0.90	1.3	3.8	3.9	NL	0.99	1.2	0.69	ND<0.90	ND<1.2	1.1	1.0	1.9	1.7	ND<0.90	ND<0.90	NL	NL
Methyl Isobutyl Ketone	ND<1.2	0.46	ND<1.2	ND<1.2	ND<1.2	ND<1.2	0.46	ND<1.2	NL	ND<1.2	ND<1.2	ND<1.2	ND<1.2	ND<1.2	ND<1.2	ND<1.2	ND<1.2	ND<1.2	ND<1.2	ND<1.2	NL	NL
Methylene Chloride	3.7	0.46	2.1	6.8	14	3.2	3.8	8.5	NL	0.81	1.1	1.1	0.67	0.81	3.2	1.8	1.4	1.3	0.74	ND<0.53	60*	10.0
o-Xylene	1.6	1.6	0.75	1.3	1.6	1.2	ND<0.26	3.4	NL	0.44	0.44	ND<0.66	ND<0.66	ND<0.66	6.2	1.8	23	11	ND<0.66	ND<0.66	NL	7.9
Tetrachloroethylene	ND<1.0	ND<1.0	ND<1.0	0.83	0.83	2.6	1.0	ND<1.0	<100***	ND<1.0	ND<1.0	ND<.0	2.4	*58*	*41*	ND<1.0	ND<1.0	ND<1.0	ND<1.0	ND<1.0	<3*** / 30*	15.9
Toluene	4.7	3.0	2.0	5.4	7.6	2.2	5.8	5.2	NL	3.4	2.4	2.1	1.2	1.2	7.2	3.0	5.0	5.6	0.88	ND<0.57	NL	43.0
trans-1,2-Dichloroethene	ND<0.60	ND<0.60	ND<0.60	ND<0.60	ND<0.60	ND<0.60	ND<0.60	ND<0.60	NL	ND<0.60	ND<0.60	ND<0.60	ND<0.60	ND<0.60	ND<0.60	ND<0.60	ND<0.60	ND<0.60	ND<0.60	ND<0.60	NL	NL
Trichloroethene	2.1	2.9	0.98	3.3	3.9	**21**	**6.0**	3.6	<5 **	*1.3*	*0.49*	*0.27*	*1.3*	*6.5*	*3.9*	ND<0.22	*0.38*	*0.38*	ND<0.22	ND<0.22	<0.25** / 5*	4.2
Vinyl Chloride	ND<0.39	ND<0.39	ND<0.39	ND<0.39	0.21	1.4	ND<0.39	ND<0.39	<5**	ND<0.10	ND<0.10	ND<0.10	ND<0.10	ND<0.10	0.23	ND<0.10	ND<0.10	ND<0.10	ND<0.10	ND<0.10	<0.25**	<1.9

1. New York State Department of Health (NYSDOH), Guidance for Evaluating Soil Vapor Intrusion in the State of New York. [Note: This Guidance uses a combination of indoor air and sub-slab soil vapor when comparing to the matrices. In addition, for compounds not listed in the matrices an overall site approach is employed which utilizes the USEPA BASE Database (see 2. below) as typical background for commercial buildings and also uses the outdoor air sample, refer to Guidance document for details.]

2. USEPA Building Assessment and Survey Evaluation (BASE) Database (90th Percentile). As recommended in Section 3.2.4 of the NYSDOH Guidance (Refer to Footnote "1") this database is referenced for the indoor air sampling results.

** = Guideline Value obtained from Soil Vapor/Indoor Air Matrix 1 (minimum action level), NYSDOH, Guidance for Evaluating Soil Vapor Intrusion in the State of New York.

*** = Guidance Value obtained from Soil Vapor/Indoor Air Matrix 2 (minimum action level), NYSDOH Guidance for Evaluating Soil Vapor Intrusion in the State of New York.

* = Air Guideline Values obtained from Table 3.1, NYSDOH, Guidance for Evaluating Soil Vapor Intrusion in the State of New York as updated by a September 2013 Fact Sheet for PCE.

ND<0.92 - Denotes compound not detected above the reported laboratory method detection limit.

Bold type denotes that the compound was detected at a concentration that was found to exceed the NYSDOH Sub-Slab Vapor Concentration Decision Matrix (minimum action level).

Italicized type denotes that the compound was detected at a concentration that was found to exceed the NYSDOH Indoor Air Concentration (minimum action level).

Highlighted type denotes that the compound was detected at a concentration greater than the USEPA BASE Database (90th Percentile)

NL denotes that the USEPA and/or NYSDOH does not list a Target Concentration and/or Guidance Value for this compound.

Table 5B
690 Saint Paul Street
NYSDEC Brownfield Cleanup Program Remedial Investigation
NYSDEC BCP ID No. C828159

Summary of Detected VOCs in Sub-Slab Soil Vapor & Indoor Air Samples
Prior to Entrance into Brownfield Cleanup Program and Installation of Sub-Slab Depressurization Systems
Results in Micrograms per Cubic Meter (µg/m^3)
(USEPA Method TO-15)

Parameter	Sub-Slab Soil Vapor Samples (AOC #5)						NYSDOH Sub-Slab Vapor Concentration Decision Matrix (minimum action level) [1]	Indoor Air Samples (AOC #5)							Outdoor Ambient Air	NYSDOH Indoor Air Concentration (minimum action level) [1]	USEPA (2001) (BASE) Database [2]
	SS Rm 134	SS Rm 117	SS Rm 126	SS NE Entrance	SS SE Entrance 1	SS SE Entrance 2		Rm 134	Rm 117	Rm 126	Rm 226	NE Entrance	SE Entrance 1	SE Entrance 2	Outside		
	8/15/2008							8/15/2008							8/15/2008		
Volatile Organic Compounds (VOCs)																	
1,1,1-Trichloroethane	0.61	0.78	ND<0.83	ND<0.83	ND<0.83	ND<0.83	<100***	ND<0.832	ND<0.832	ND<0.832	ND<0.832	ND<0.832	ND<0.832	ND<0.832	ND<0.832	<3***	20.6
1,2,4-Trimethylbenzene	5.4	7.5	4.2	3.3	3.1	8.1	NL	1.85	2.80	3.20	2.95	4.05	3.45	3.44	8.99	NL	9.5
1,1-Dichloroethane	ND<0.62	ND<0.62	ND<0.62	ND<0.62	ND<0.62	ND<0.62	NL	ND<0.617	ND<0.617	ND<0.617	ND<0.617	ND<0.617	ND<0.617	ND<0.617	ND<0.617	NL	<0.7
1,1-Dichloroethene	ND<0.60	ND<0.60	ND<0.60	ND<0.60	ND<0.60	ND<0.60	NL	ND<0.605	ND<0.605	ND<0.605	ND<0.605	ND<0.605	ND<0.605	ND<0.605	ND<0.605	NL	<1.4
1,2-Dichlorobenzene	ND<0.92	ND<0.92	ND<0.92	ND<0.92	ND<0.92	ND<0.92	NL	ND<0.917	ND<0.917	ND<0.917	ND<0.917	ND<0.917	ND<0.917	ND<0.917	ND<0.917	NL	<1.2
1,3,5-Trimethylbenzene	2.9	3.3	1.8	1.9	1.8	3.4	NL	0.849	1.10	1.45	1.45	1.60	1.70	1.80	ND<0.750	NL	3.7
Acetone	480	760	31	44	15	130	NL	18.3	17.1	21.2	12.6	17.4	11.3	11.6	26.6	NL	98.9
Benzene	61	35	1.3	3.5	ND<0.49	8.8	NL	0.584	0.552	0.812	0.455	0.649	0.325	0.357	4.51	NL	9.4
Chloroethane	ND<0.40	ND<0.40	ND<0.40	ND<0.40	ND<0.40	ND<0.40	NL	ND<0.402	ND<0.402	ND<0.402	ND<0.402	ND<0.402	ND<0.402	ND<0.402	ND<0.402	NL	<1.1
Chloroform	0.89	4.7	ND<0.74	ND<0.74	ND<0.74	0.65	NL	ND<0.744	ND<0.744	ND<0.744	ND<0.744	ND<0.744	ND<0.744	ND<0.744	0.943	NL	1.1
Chloromethane	10	6.3	1.0	1.5	0.59	8.6	NL	0.777	0.609	0.945	0.714	0.525	0.546	0.567	0.483	NL	3.7
cis-1,2,-Dichloroethene	9.3	7.5	0.56	2.7	1.0	8.7	<100***	0.685	ND<0.604	0.524	ND<0.604	ND<0.604	0.806	0.725	10.1	<3***	<1.9
Cyclohexane	470	140	1.0	72	ND<0.52	370	NL	ND<0.525	0.385	0.385	ND<0.525	ND<0.525	ND<0.525	ND<0.525	1.61	NL	NL
Ethylbenzene	5.4	6.2	1.1	1.7	0.57	4.4	NL	ND<0.662	0.530	0.706	ND<0.662	0.530	0.971	1.15	13.7	NL	5.7
Heptane	490	250	5.3	21	0.58	340	NL	1.50	1.54	8.37	1.21	1.33	0.458	ND<0.625	3.21	NL	<3.6
Isopropyl Alcohol	0.37	ND<0.37	ND<0.37	ND<0.37	1.3	ND<0.37	NL	3.07	2.10	4.65	2.82	2.57	ND<0.375	ND<0.375	ND<0.375	NL	NL
m&p-Xylene	10	11	2.8	3.4	1.2	8.2	NL	1.19	1.32	1.99	1.41	1.46	1.77	2.21	18.2	NL	22.2
Methyl Ethyl Ketone	140	18	2.5	ND<0.90	0.72	ND<0.90	NL	1.23	1.14	1.56	ND<0.899	1.11	0.600	0.689	3.60	NL	NL
Methyl Isobutyl Ketone	430	190	4.1	17	ND<1.2	270	NL	1.37	1.37	7.41	1.08	1.21	ND<1.25	ND<1.25	2.12	NL	NL
Methylene Chloride	14	13	1.4	6.0	2.2	14	NL	1.02	0.918	6.00	1.27	0.918	1.73	1.62	18.7	60*	10.0
o-Xylene	3.4	4.1	1.1	1.2	0.66	3.4	NL	0.530	0.662	0.883	0.706	0.662	0.883	1.02	6.80	NL	7.9
Tetrachloroethylene	2.1	2.6	ND<1.0	0.69	ND<1.0	1.7	<100***	ND<1.03	ND<1.03	ND<1.03	ND<1.03	ND<1.03	ND<1.03	ND<1.03	3.03	<3*** / 30*	15.9
Toluene	34	26	6.9	8.4	1.5	15	NL	3.64	4.56	6.47	2.57	4.18	2.07	2.15	31.4	NL	43.0
trans-1,2-Dichloroethene	ND<0.60	ND<0.60	ND<0.60	ND<0.60	ND<0.60	ND<0.60	NL	ND<0.604	ND<0.604	ND<0.604	ND<0.604	ND<0.604	ND<0.604	ND<0.604	ND<0.604	NL	NL
Trichloroethene	**45**	**56**	2.6	**9.1**	3.9	**29**	<5 **	*2.24*	*1.42*	*1.97*	*1.42*	*1.37*	*3.44*	*3.71*	*48.1*	<0.25** / 5*	4.2
Vinyl Chloride	0.31	0.36	ND<0.39	ND<0.39	ND<0.39	1.3	NL	ND<0.104	ND<0.104	ND<0.104	ND<0.104	ND<0.104	ND<0.104	ND<0.104	ND<0.104	NL	<1.9

1. New York State Department of Health (NYSDOH), Guidance for Evaluating Soil Vapor Intrusion in the State of New York. [Note: This Guidance uses a combination of indoor air and sub-slab soil vapor when comparing to the matrices. In addition, for compounds not listed in the matrices an overall site approach is employed which utilizes the USEPA BASE Database (see 2. below) as typical background for commercial buildings and also uses the outdoor air sample, refer to Guidance document for details.]

2. USEPA Building Assessment and Survey Evaluation (BASE) Database (90th Percentile). As recommended in Section 3.2.4 of the NYSDOH Guidance (Refer to Footnote "1") this database is referenced for the indoor air sampling results.

** = Guideline Value obtained from Soil Vapor/Indoor Air Matrix 1 (minimum action level), NYSDOH, Guidance for Evaluating Soil Vapor Intrusion in the State of New York.

*** = Guidance Value obtained from Soil Vapor/Indoor Air Matrix 2 (minimum action level), NYSDOH Guidance for Evaluating Soil Vapor Intrusion in the State of New York.

* = Air Guideline Values obtained from Table 3.1, NYSDOH, Guidance for Evaluating Soil Vapor Intrusion in the State of New York as updated by a September 2013 Fact Sheet for PCE.

ND<0.92 - Denotes compound not detected above the reported laboratory method detection limit.

Bold type denotes that the compound was detected at a concentration that was found to exceed the NYSDOH Sub-Slab Vapor Concentration Decision Matrix (minimum action level).

Italicized type denotes that the compound was detected at a concentration that was found to exceed the NYSDOH Indoor Air Concentration (minimum action level).

Highlighted type denotes that the compound was detected at a concentration greater than the USEPA BASE Database (90th Percentile)

NL denotes that the USEPA and/or NYSDOH does not list a Target Concentration and/or Guidance Value for this compound.

690 Saint Paul Street
NYSDEC Brownfield Cleanup Program Remedial Investigation
NYSDEC BCP ID No. C828159

Table 6 – Soil Gas

Table 6
Remedial Investigation Report
690 Saint Paul Street, Rochester, New York
NYSDEC BCP ID No. C828159

Summary of Detected VOCs in Soil Gas Samples
Results in Micrograms per Cubic Meter (µg/m^3)
(USEPA Method TO-15)

Parameter	CAS Number	Soil Gas Samples							Outdoor Ambient Air	Guidance Values
		SG-1	SG-2	SG-3	SG-3 (Duplicate)	SG-4	SG-5	SG-6	AMBIENT AIR	
		AOC #8	AOC #1	AOC #6	AOC #6	AOC #6	AOC #2	AOC #3	AOC #1	
		07/26/10	07/26/10	07/26/10	07/26/10	09/13/10	07/26/10	09/13/10	07/26/10	
Volatile Organic Compounds (VOCs)										
1,2-Dichloroethane	107-06-2	0.58 J	ND	ND	ND	ND	ND	0.58 J	ND	There are currently (as of the date of this Report) no Regulatory (NYSDEC or NYSDOH) Guidance Values for Soil Gas.
1,1,1-Trichloroethane	71-55-6	ND	1.9	ND	2.2	ND	ND	ND	ND	
cis-1,2-Dichloroethene	156-59-2	170	89	0.40 J	1.8	ND	ND	0.56 J	ND	
trans-1,2-Dichloroethene	156-60-5	22	ND	ND	ND	ND	ND	ND	ND	
Chloroform	67-66-3	3.7	6.0	ND	1.8	ND	ND	ND	ND	
Chloromethane	74-87-3	ND	ND	0.97	ND	0.59	0.80	ND	1.1	
Dichlorodifluoromethane (Freon 12)	75-71-8	ND	ND	2.5	2.7	2.0	2.1	2.1	2.7	
Trichlorofluoromethane (Freon 11)	75-69-4	ND	ND	1.3	1.7	1.1	1.1	1.0	1.4	
Trichlorotrifluoroethane (Freon 113)	76-13-1	180	ND	ND	ND	ND	0.78	ND	ND	
Acetone	67-64-1	86	78	51	88	33	37	76	45	
Carbon Disulfide	75-15-0	20	25	0.38 J	ND	0.57	0.73	3.5	0.35J	
Carbon Tetrachloride	56-23-5	ND	ND	ND	ND	0.38	ND	ND	ND	
Hexane	110-54-3	52	ND	0.82	17	0.90	5,600	11	ND	
Methyl Butyl Ketone	591-78-6	ND	2.1	ND	ND	ND	ND	ND	ND	
Methyl Ethyl Ketone	78-93-3	21	7.2 J	1.3	9.0 J	ND	ND	6.1	2.5	
Methyl Isobutyl Ketone	108-10-1	ND	ND	ND	ND	ND	ND	3.2	ND	
Methylene chloride	75-09-2	ND	ND	2.8	ND	ND	ND	1.8	3.2	
Cyclohexane	110-82-7	43	ND	ND	15	ND	ND	2.3	ND	
2,2,4-Trimethylpentane	540-84-1	ND	ND	ND	0.76	ND	ND	ND	ND	
Benzene	71-43-2	3.8	2.7	0.78	1.5	0.45 J	1.6	8.4	0.91	
Heptane	3356-67-0	22	3.1	0.54 J	13	ND	2,100	1.5	1.3	
Isopropyl alcohol	67-63-0	33	ND	5.0	25	2.2	2.0	ND	2.8	
Toluene	108-88-3	13	12	2.9	12	2.6	ND	93	3.2	
Tetrachloroethylene	127-18-4	16	32	ND	7.0	ND	ND	ND	0.76 J	
Trichloroethene	79-01-6	4,400	1,400	1.5	24	0.66	ND	2.8	1.7	
Ethylacetate	141-78-6	4.1	3.8	0.66 J	14 J	ND	ND	ND	ND	
Ethylbenzene	100-41-4	3.8	3.8	0.49 J	2.6	ND	8.1	7.5	0.66	
Xylene (m,p)	1330-20-7	9.1	8.3	1.3 J	5.6	1.2 J	29	21	1.7	
Xylene (o)	95-47-6	5.3	5.0	0.57 J	3.3	0.49 J	4.8	7.5	0.88	
Styrene	100-42-5	ND	4.6	ND	3.0	ND	ND	ND	ND	
4-Ethyltoluene	622-96-8	5.7	8.2	2.4	7.5	0.80	10 J	1.3	ND	
1,3,5-Trimethylbenzene	108-67-8	5.3	5.7	2.7	4.7	1.4	10	3.7	1.3	
1,2,4-Trimethylbenzene	95-63-6	13 J	10 J	7.4	12 J	3.7	24	7.9	5.3	

ND - Denotes compound not detected above the method detection limit.

690 Saint Paul Street
NYSDEC Brownfield Cleanup Program Remedial Investigation
NYSDEC BCP ID No. C828159

Table 7 – Groundwater

Table 7a - Page 1 of 4
690 Saint Paul Street
NYSDEC Brownfield Cleanup Program Remedial Investigation
NYSDEC BCP ID No. C828159

Summary of Detected Volatile Organic Compounds in Dedicated Monitoring Well Groundwater Samples
Results in Micrograms per Liter (µg/L)

Sample ID	Groundwater Samples															NYSDEC Part 703 Groundwater Standards
	690-MW-3	690-MW-5	690-MW-5	690-MW-6	690-MW-06	690-MW-07	690-MW-08	690-MW-09	690-MW-10	690-MW-11	REC-B-EAST	REC-B-EAST	REC-B-WEST	690-REC-B-W	***RECN+S (Oil)	
Area of Concern	AOC #1	AOC #2	AOC #2	AOC #8	AOC #8	AOC #8	AOC #8	AOC #2	AOC #2	AOC #6C	AOC #6	AOC #6	AOC #6	AOC #6	AOC #6	
Sample Interval*	~2.2'-7.2' BGS	6.7'-11.7' BGS	6.7'-11.7' BGS	5.3'-10.3' BGS	5.3'-10.3' BGS	1.9'-11.9' BGS	1.8'-11.8' BGS	6.25'-11.25' BGS	6.30'-11.30' BGS	4.12'-9.12' BGS	1.5'-8.0' BGS	1.5'-8.0' BGS	1.5'-8.5' BGS	1.5'-8.5' BGS	~7'-9' BGS	
Sample Collection Date	9/14/2010	9/14/2010	1/18/2013	9/14/2010	11/2/2012	11/2/2012	11/5/2012	11/1/2012	11/1/2012	11/1/2012	4/19/2012	10/30/2012	4/19/12	11/2/2012	11/11/2010	
Volatile Organic Compounds																
Chloromethane	5.0 U	5.0 U	5.0 U	5.0 U	5.0 U	5.0 U	5.0 U	5.0 U	5.0 U	5.0 U	5.0 U	5.0 U	5.0 U	5.0 U	13,000 U	5
Vinyl chloride	5.0 U	5.0 U	5.0 U	5.0 U	5.0 U	5.0 U	5.0 U	5.0 U	5.0 U	5.0 U	5.0 U	5.0 U	5.0 U	2.6 J	13,000 U	2
1,1-Dichloroethene	5.0 U	5.0 U	5.0 U	5.0 U	5.0 U	1.6 J	5.0 U	5.0 U	5.0 U	5.0 U	5.0 U	5.0 U	5.0 U	5.0 U	13,000 U	5
Acetone	5.0 U	5.0 U	5.0 U	5.0 U	5.0 U	5.0 U	5.0 U	5.0 U	5.0 U	12	5.0 U	5.0 U	5.0 U	5.0 U	13,000 U	50
Carbon disulfide	5.0 U	5.0 U	5.0 U	5.0 U	5.0 U	5.0 U	5.0 U	1.1 J	5.0 U	1.7 J	5.0 U	5.0 U	5.0 U	5.0 U	13,000 U	NA
Methylene chloride	5.0 U	5.0 U	5.0 U	5.0 U	5.0 U	5.0 U	5.0 U	5.0 U	5.0 U	5.0 U	5.0 U	5.0 U	5.0 U	5.0 U	13,000 U	5
trans-1,2-dichloroethene	5.0 U	5.0 U	5.0 U	5.0 U	5.0 U	6.0	5.0 U	5.0 U	5.0 U	5.0 U	5.0 U	5.0 U	5.0 U	5.0 U	13,000 U	5
Methyl tert-butyl ether	5.0 U	5.0 U	5.0 U	5.0 U	5.0 U	5.0 U	5.0 U	5.0 U	5.0 U	5.0 U	5.0 U	5.0 U	5.0 U	5.0 U	13,000 U	10
1,1-Dichloroethane	5.0 U	5.0 U	5.0 U	5.0 U	5.0 U	5.0 U	5.0 U	5.0 U	5.0 U	5.0 U	5.0 U	5.0 U	5.0 U	5.0 U	13,000 U	5
2-Butanone	5.0 U	5.0 U	5.0 U	5.0 U	5.0 U	5.0 U	5.0 U	5.0 U	5.0 U	2.5 J	5.0 U	5.0 U	5.0 U	5.0 U	13,000 U	50
cis-1,2-dichloroethene	2.9 J	5.0 U	5.0 U	5.0 U	5.0 U	100	5.0 U	5.0 U	5.0 U	5.0 U	5.0 U	0.78 J	2.0 J	5.0 U	13,000 U	5
Chloroform	5.0 U	5.0 U	5.0 U	5.0 U	5.0 U	5.0 U	5.0 U	5.0 U	5.0 U	1.3 J	5.0 U	5.0 U	5.0 U	5.0 U	13,000 U	7
Chloroethane	5.0 U	5.0 U	5.0 U	5.0 U	5.0 U	5.0 U	5.0 U	5.0 U	5.0 U	5.0 U	2.6 J	5.0 U	5.0 U	9.9	13,000 U	5
1,2-Dichloroethane	5.0 U	5.0 U	5.0 U	5.0 U	5.0 U	5.0 U	5.0 U	5.0 U	5.0 U	5.0 U	5.0 U	5.0 U	5.0 U	5.0 U	13,000 U	0.6
Benzene	5.0 U	5.0 U	5.0 U	5.0 U	5.0 U	5.0 U	5.0 U	5.0 U	5.0 U	5.0 U	5.0 U	5.0 U	5.0 U	5.0 U	13,000 U	1
Trichloroethene	23	5.0 U	5.0 U	8.7	32	5,800 D	29	1.8 J	4.3 J	2.9 J	5.0 U	5.0 U	5.0 U	5.0 U	13,000 U	5
Toluene	5.0 U	5.0 U	5.0 U	5.0 U	5.0 U	5.0 U	5.0 U	5.0 U	5.0 U	5.0 U	5.0 U	4.6 J	5.0 U	5.0 U	13,000 U	5
1,1,2-Trichloroethane	5.0 U	5.0 U	5.0 U	5.0 U	5.0 U	5.0 U	5.0 U	5.0 U	5.0 U	5.0 U	5.0 U	5.0 U	5.0 U	5.0 U	13,000 U	1
Tetrachloroethene	5.0 U	5.0 U	5.0 U	5.0 U	5.0 UJ	5.0 U	5.0 UJ	5.0 U	5.0 U	5.0 U	5.0 U	5.0 U	5.0 U	5.0 UJ	13,000 U	5
Ethylbenzene	5.0 U	5.0 U	5.0 U	5.0 U	5.0 U	5.0 U	5.0 U	5.0 U	5.0 U	5.0 U	5.0 U	5.0 U	5.0 U	5.0 U	13,000 U	5
m,p-Xylene	5.0 U	5.0 U	5.0 U	5.0 U	5.0 U	5.0 U	5.0 U	5.0 U	5.0 U	5.0 U	5.0 U	5.0 U	5.0 U	5.0 U	13,000 U	5
o-Xylene	5.0 U	5.0 U	5.0 U	5.0 U	5.0 U	5.0 U	5.0 U	5.0 U	5.0 U	5.0 U	5.0 U	5.0 U	5.0 U	5.0 U	13,000 U	5
Bromoform	NA	NA U	NA U	NA	5.0 UJ	5.0 U	5.0 U	5.0 U	5.0 U	5.0 U	NA	5.0 U	NA	5.0 UJ	13,000 U	NA
Isopropylbenzene	5.0 U	5.0 U	5.0 U	5.0 U	5.0 U	5.0 U	5.0 U	5.0 U	5.0 U	5.0 U	5.0 U	5.0 U	5.0 U	5.0 U	13,000 U	5
n-Propylbenzene	5.0 U	5.0 U	5.0 U	5.0 U	5.0 U	5.0 U	5.0 U	5.0 U	5.0 U	5.0 U	5.0 U	5.0 U	5.0 U	5.0 U	13,000 U	5
1,3,5-Trimethylbenzene	5.0 U	5.0 U	5.0 U	5.0 U	5.0 U	5.0 U	5.0 U	5.0 U	5.0 U	5.0 U	5.0 U	5.0 U	5.0 U	5.0 U	13,000 U	5
tert-Butylbenzene	5.0 U	5.0 U	5.0 U	5.0 U	5.0 U	5.0 U	5.0 U	5.0 U	5.0 U	5.0 U	5.0 U	5.0 U	5.0 U	5.0 U	13,000 U	5
1,2,4-Trimethylbenzene	5.0 U	5.0 U	5.0 U	5.0 U	5.0 U	5.0 U	5.0 U	5.0 U	5.0 U	5.0 U	5.0 U	5.0 U	5.0 U	5.0 U	7,100 J	5
sec-Butylbenzene	5.0 U	5.0 U	5.0 U	5.0 U	5.0 U	5.0 U	5.0 U	5.0 U	5.0 U	5.0 U	5.0 U	5.0 U	5.0 U	5.0 U	13,000 U	5
4-Isopropyltoluene	5.0 U	5.0 U	5.0 U	5.0 U	5.0 U	5.0 U	5.0 U	5.0 U	5.0 U	5.0 U	5.0 U	5.0 U	5.0 U	5.0 U	13,000 U	5
n-Butylbenzene	5.0 U	5.0 U	5.0 U	5.0 U	5.0 U	5.0 U	5.0 U	5.0 U	5.0 U	5.0 U	5.0 U	5.0 U	5.0 U	5.0 U	13,000 U	5
1,2-Dichlorobenzene	5.0 U	5.0 U	5.0 U	5.0 U	5.0 U	5.0 U	5.0 U	5.0 U	5.0 U	5.0 U	5.0 U	5.0 U	5.0 U	5.0 U	13,000 U	3
Naphthalene	5.0 U	5.0 U	5.0 U	5.0 U	5.0 U	5.0 U	5.0 U	5.0 U	5.0 U	5.0 U	5.0 U	5.0 U	5.0 U	5.0 U	13,000 U	10
Total VOCs	26	None Detected	None Detected	8.7	32	5,907.6	29.0	2.9	4.3	20.4	2.6	5.4	2.0	12.5	7,100	
Total VOC TICs	None Detected	None Detected	None Detected	None Detected	11	None Detected	8.8 J	None Detected	None Detected	9.6	None Detected	None Detected	None Detected	15.9 NJ	749,000	*Not Available*
Total VOCs & VOC TICs	26	None Detected	None Detected	8.7	43	5,907.6	37.8	2.9	4.3	30.0	2.6	5.4	2.0	28.4	756,100	

Notes:
VOC analysis by United States Environmental Protection Agency (USEPA) Method SW846 8260B.
J – Indicates that the constituent was positively identified; but the associated numerical value is the approximate concentration of the constituent in the sample.
D - Indicates that the value was obtained from a secondary dilution anaylsis.
U - Indicates that the constituent was not detected.
E - Indicates the compound concentration exceeded the calibration range.
NA = Not Applicable or Not Available
*Refers to screened interval or length of open rock, depending on well construction.
***This is a sample of product and is not representative of VOC concentrations in dissolved groundwater. Recovery wells RW-West and RW-East were previously designated REC-N and REC-S.
Highlighted type indicates that the constituent was detected at a concentration above the NYSDEC Part 703 Groundwater Standards.
Indicates sample is a DUPLICATE of the sample preceding this sample.

Table 7a - Page 2 of 4
690 Saint Paul Street
NYSDEC Brownfield Cleanup Program Remedial Investigation
NYSDEC BCP ID No. C828159

Summary of Detected Volatile Organic Compounds in Dedicated Monitoring Well Groundwater Samples
Results in Micrograms per Liter (µg/L)

Sample ID	Groundwater Samples															NYSDEC Part 703 Groundwater Standards
	690-BW-1	***BW-01 (Oil)	BW-01	690-BW-01	690-BW-2	690-BW-2 (DUPLICATE)	690-BW-2	690-BW-3	690-BW-03	690-DUP BW-03	690-BW-4	690-BW-04	690-BW-04	690-BW-04 Duplicate	
Area of Concern	AOC #6	AOC #6	AOC #6	AOC #6	AOC #6	AOC #6	AOC #6	AOC #6	AOC #6	AOC #6	AOC #1	AOC #1	AOC #1	AOC #1	
Sample Interval*	9.8'-17.3' BGS	9.8'-17.3' BGS	9.8'-17.3' BGS	9.8'-17.3' BGS	7'-17' BGS	7'-17' BGS	7'-17' BGS	9.8'-19.8' BGS	9.8'-19.8' BGS	9.8'-19.8' BGS	5.7'-13.2' BGS	5.7'-13.2' BGS	5.7'-13.2' BGS	5.7'-13.2' BGS	
Sample Collection Date	9/15/2010	11/11/2010	4/19/2012	11/6/2012	9/15/2010	9/15/2010	1/15/2013	9/15/2010	10/30/2012	10/30/2012	9/15/2010	10/30/2012	6/18/2013	6/18/2013	
Volatile Organic Compounds															
Chloromethane	5.0 U	1,300 U	5.0 U	5.0 U	5.0 U	5.0 U	5.0 U	5.0 U	5.0 U	5.0 U	5.0 U	5.0 U	10 U	10 U	5
Vinyl chloride	5.0 U	1,300 U	5.0 U	1.8 J	5.0 U	1.4 J	5.0 U	33	15	10	1,200 D	73	57	50	2
1,1-Dichloroethene	5.0 U	1,300 U	5.0 U	5.0 U	5.0 U	5.0 U	5.0 U	5.0 U	5.0 U	5.0 U	42	2.1 J	2.1 J	2.4 J	5
Acetone	5.0 U	1,300 U	5.0 U	5.0 U	5.0 U	5.0 U	5.0 U	5.0 U	5.0 U	5.0 U	5.0 U	5.0 U	10 U	10 U	50
Carbon disulfide	5.0 U	1,300 U	5.0 U	5.0 U	5.0 U	5.0 U	5.0 U	5.0 U	5.0 U	5.0 U	6.0	5.0 U	10 U	10 U	NA
Methylene chloride	5.0 U	1,300 U	5.0 U	5.0 U	5.0 U	5.0 U	5.0 U	5.0 U	5.0 U	5.0 U	5.0 U	5.0 U	10 U	10 U	5
trans-1,2-dichloroethene	5.0 U	1,300 U	5.0 U	5.0 U	5.0 U	5.0 U	5.0 U	5.0 U	5.0 U	5.0 U	24	1.7 J	10 U	1.8 J	5
Methyl tert-butyl ether	5.0 U	1,300 U	5.0 U	5.0 U	5.0 U	5.0 U	5.0 U	5.0 U	5.0 U	5.0 U	5.0 U	5.0 U	10 U	10 U	10
1,1-Dichloroethane	7.8	1,300 U	1.8 J	1.9 J	6.6	7.1	2.0 J	2.7 J	1.9 J	1.6 J	3.2 J	5.0 U	10 U	10 U	5
2-Butanone	5.0 U	1,300 U	5.0 U	5.0 U	5.0 U	5.0 U	5.0 U	5.0 U	5.0 U	5.0 U	5.0 U	5.0 U	10 U	10 U	50
cis-1,2-dichloroethene	5.0 U	1,300 U	5.0 U	2.8 J	1.2 J	1.3 J	0.63 J	43	7.3	6	4,500 D	190 D	240	230	5
Chloroform	5.0 U	1,300 U	5.0 U	5.0 U	5.0 U	5.0 U	5.0 U	5.0 U	5.0 U	5.0 U	5.0 U	5.0 U	10 U	10 U	7
Chloroethane	12	1,300 U	8.4	5.0 U	8.3	9.7	6.2	5.0 U	3.2 J	5.0 U	5.0 U	5.0 U	10 U	10 U	5
1,2-Dichloroethane	5.0 U	1,300 U	5.0 U	5.0 U	5.0 U	5.0 U	5.0 U	5.0 U	5.0 U	5.0 U	5.0 U	5.0 U	10 U	10 U	0.6
Benzene	1.1 J	1,300 U	5.0 U	5.0 U	4.6 J	5.0 U	1.6 J	2.7 J	1.9 J	1.6 J	3.5 J	0.72 J	10 U	10 U	1
Trichloroethene	5.0 U	1,300 U	5.0 U	3.9 J	5.0 U	5.0 U	5.0 U	3.7 J	3.2 J	2.5 J	2,100 D	100.0	150	160	5
Toluene	5.0 U	1,300 U	5.0 U	5.0 U	5.0 U	5.0 U	5.0 U	5.0 U	5.0 U	5.0 U	1 J	5.0 U	10 U	10 U	5
1,1,2-Trichloroethane	5.0 U	1,300 U	5.0 U	5.0 U	5.0 U	5.0 U	5.0 U	5.0 U	5.0 U	5.0 U	5.0 U	5.0 U	10 U	10 U	1
Tetrachloroethene	5.0 U	1,300 U	5.0 U	5.0 U	5.0 U	5.0 U	5.0 U	5.0 U	5.0 U	5.0 U	5.0 U	5.0 U	10 U	10 U	5
Ethylbenzene	5.0 U	1,300 U	5.0 U	5.0 U	4.1 J	4.4 J	0.97 J	5.0 U	5.0 U	5.0 U	2.1 J	5.0 U	10 U	10 U	5
m,p-Xylene	5.0 U	1,300 U	2.0 J	5.0 U	5.4	5.9	45	5.0 U	5.0 U	5.0 U	1.8 J	5.0 U	10 U	10 U	5
o-Xylene	5.0 U	1,300 U	5.0 U	5.0 U	5.0 U	5.0 U	5.0 U	5.0 U	5.0 U	5.0 U	5.0 U	5.0 U	10 U	10 U	5
Bromoform	NA	1,300 UJ	NA	5.0 U	NA	NA	5.0 U	NA	5.0 U	5.0 U	NA	5.0 U	10 U	10 U	NA
Isopropylbenzene	5.0 U	1,300 U	5.0 U	5.0 U	12	13	3.2 J	5.0 U	5.0 U	5.0 U	5.0 U	5.0 U	10 U	10 U	5
n-Propylbenzene	5.0 U	1,300 U	5.0 U	5.0 U	3.5 J	4.4 J	0.88 J	5.0 U	5.0 U	5.0 U	5.0 U	5.0 U	10 U	10 U	5
1,3,5-Trimethylbenzene	5.0 U	1,300 U	5.0 U	5.0 U	5.0 U	5.0 U	0.68 J	5.0 U	5.0 U	5.0 U	5.0 U	5.0 U	10 U	10 U	5
tert-Butylbenzene	5.0 U	1,300 U	5.0 U	5.0 U	5.0 U	5.0 U	0.54 J	5.0 U	5.0 U	5.0 U	5.0 U	5.0 U	10 U	10 U	5
1,2,4-Trimethylbenzene	5.0 U	1,300 U	5.0 U	5.0 U	5.0 U	1 J	3.5 J	5.0 U	5.0 U	5.0 U	5.0 U	5.0 U	10 U	10 U	5
sec-Butylbenzene	5.0 U	1,300 U	5.0 U	5.0 U	2.2 J	2.5 J	0.74 J	5.0 U	5.0 U	5.0 U	5.0 U	5.0 U	10 U	10 U	5
4-Isopropyltoluene	5.0 U	1,300 U	5.0 U	5.0 U	5.0 U	5.0 U	5.0 U	5.0 U	5.0 U	5.0 U	5.0 U	5.0 U	10 U	10 U	5
n-Butylbenzene	5.0 U	1,300 U	5.0 U	5.0 U	5.0 U	5.0 U	5.0 U	5.0 U	5.0 U	5.0 U	5.0 U	5.0 U	10 U	10 U	5
1,2-Dichlorobenzene	5.0 U	1,300 U	5.0 U	5.0 U	5.0 U	5.0 U	5.0 U	5.0 U	5.0 U	5.0 U	5.0 U	5.0 U	10 U	10 U	3
Naphthalene	5.0 U	1,300 U	5.0 U	5.0 U	5.0 U	5.0 U	1.8 J	5.0 U	5.0 U	5.0 U	5.0 U	5.0 U	10 U	10 U	10
Total VOCs	20.9	ND	12.2	10	47.9	50.7	67.7	85.1	32.5	21.7	7,883.6	177.5 0.0	449.1	444.2	
Total VOC TICs	None Detected	26,700	None Detected	17.6 J	72 N,J	92.4 N,J	42.2	4.8 N,J	None Detected	None Detected	None Detected	None Detected	None Detected	None Detected	*Not Available*
Total VOCs & VOC TICs	20.9	26,700	12.2	28	119.9	143.1	109.9	89.9	32.5	21.7	7,883.6	177.5 0.0	449.1	444.2	

Notes:
VOC analysis by United States Environmental Protection Agency (USEPA) Method SW846 8260B.
J – Indicates that the constituent was positively identified; but the associated numerical value is the approximate concentration of the constituent in the sample.
D - Indicates that the value was obtained from a secondary dilution anaylsis.
U - Indicates that the constituent was not detected.
E - Indicates the compound concentration exceeded the calibration range.
NA = Not Applicable or Not Available
*Refers to screened interval or length of open rock, depending on well construction.
***This is a sample of product and is not representative of VOC concentrations in dissolved groundwater. Recovery wells RW-West and RW-East were previously designated REC-N and REC-S
Highlighted type indicates that the constituent was detected at a concentration above the NYSDEC Part 703 Groundwater Standards.
Indicates sample is a DUPLICATE of the sample preceding this sample.

Table 7a - Page 3 of 4
690 Saint Paul Street
NYSDEC Brownfield Cleanup Program Remedial Investigation
NYSDEC BCP ID No. C828159

Summary of Detected Volatile Organic Compounds in Dedicated Monitoring Well Groundwater Samples
Results in Micrograms per Liter (µg/L)

Sample ID	Groundwater Samples																NYSDEC Part 703 Groundwater Standards
	690-BW-5	***690-BW-5-Oil	BW-05 PDB 8.7'-10.7'	BW-05 PDB DUP 8.7'-10.7'	BW-05 PDB 15'-17'	690-BW-5	690-BW-5	690-BW-6	690-BW-06	690-BW-06	690-BW-7	690-BW-7-DUP	690-BW-07	690-BW-07	690-BW-8	690-BW-08	
Area of Concern	AOC #1	AOC #1	AOC #1	AOC #1	AOC #1	AOC #1	AOC #1	AOC #1	AOC #1	AOC #1	AOC #1	AOC #1	AOC #1	AOC #1	AOC #8	AOC #8	
Sample Interval*	8.7'-18.7' BGS	8.7'-18.7' BGS	8.7'-10.7' BGS	8.7'-10.7' BGS	15'-17' BGS	8.7'-18.7' BGS	8.7'-18.7' BGS	4.5'-14.5' BGS	4.5'-14.5' BGS	4.5'-14.5' BGS	11'-21' BGS	11'-21' BGS	11'-21' BGS	11'-21' BGS	14.5'-24.5' BGS	14.5'-24.5' BGS	
Sample Collection Date	11/11/2010	11/11/2010	2/22/12 - 3/8/12	2/22/12 - 3/8/12	2/22/12 - 3/8/12	11/1/2012	6/18/2013	11/10/2010	10/30/2012	6/19/2013	11/10/2010	11/10/2010	11/5/2012	6/19/2013	11/11/2010	11/5/2012	
Volatile Organic Compounds																	
Chloromethane	5.0 U	57,000 U	5.0 U	5.0 U	5.0 U	5.0 U	100 U	5.0 U	5.0 U	100 U	5.0 U	5.0 U	5.0 U	5.0 U	5.0 U	5.0 U	5
Vinyl chloride	2,700 D	57,000 U	640 DJ	630 DJ	390 DJ	940 D	810	1,100 D	810 DJ	380	63	110 J	160	3.9 J	5.0 UJ	5.0 U	2
1,1-Dichloroethene	66	57,000 U	13	15	15	40	39 J	33	50.0	48 J	5.7	6.7	19	0.76 J	5.0 U	5.0 U	5
Acetone	5.0 U	57,000 U	5.0 U	5.0 U	5.0 U	5.0 U	100 U	5.0 U	5.0 U	100 U	5.0 U	5.0 U	5.0 U	5.0 U	5.0 U	5.0 U	50
Carbon disulfide	5.0 U	57,000 U	5.0 U	5.0 U	5.0 U	1.0 J	100 U	5.0 U	5.0 U	100 U	5.0 U	5.0 U	1.2 J	5.0 U	5.0 U	5.0 U	NA
Methylene chloride	5.0 U	57,000 U	5.0 U	5.0 U	5.0 U	5.0 U	100 U	5.0 U	5.0 U	100 U	5.0 U	5.0 U	5.0 U	5.0 U	5.0 U	5.0 U	5
trans-1,2-dichloroethene	65	57,000 U	46	29	41	51	41 J	27	31.0	24 J	4.9 J	10	26	5.0 U	5.0 U	5.0 U	5
Methyl tert-butyl ether	5.0 U	57,000 U	5.0 U	5.0 U	5.0 U	5.0 U	100 U	5.0 U	5.0 U	100 U	5.0 U	5.0 U	5.0 U	5.0 U	5.0 U	5.0 U	10
1,1-Dichloroethane	5.3	57,000 U	1.6 J	1.9 J	1.8 J	2.4 J	100 U	1.2 J	5.0 U	100 U	1.2 J	1.6 J	4.5 J	5.0 U	5.0 U	5.0 U	5
2-Butanone	5.0 U	57,000 U	5.0 U	5.0 U	5.0 U	5.0 U	100 U	5.0 U	5.0 U	100 U	5.0 U	5.0 U	5.0 U	5.0 U	5.0 U	5.0 U	50
cis-1,2-dichloroethene	5,400 D	57,000 U	2,000 DJ	2,000 DJ	1,800 DJ	3,300 D	4,800 D	3,300 D	3,300 D	3,100	590 D	600 D	1,600 D	67	14	85	5
Chloroform	5.0 U	57,000 U	5.0 U	5.0 U	5.0 U	5.0 U	100 U	5.0 U	5.0 U	100 U	5.0 U	5.0 U	5.0 U	5.0 U	5.0 U	5.0 U	7
Chloroethane	4.4 J	57,000 U	5.0 U	5.0 U	5.0 U	5.0 U	100 U	5.0 U	5.0 U	100 U	5.0 U	5.0 U	5.0 U	5.0 U	5.0 U	5.0 U	5
1,2-Dichloroethane	5.0 U	57,000 U	5.0 U	5.0 U	5.0 U	5.0 U	100 U	5.0 U	0.8 J	100 U	5.0 U	5.0 U	5.0 U	5.0 U	5.0 U	5.0 U	0.6
Benzene	3.3 J	57,000 U	1.4 J	1.5 J	1.5 J	1.8 J	100 U	5.0 U	1.1 J	100 U	5.0 U	5.0 U	1.6 J	5.0 U	5.0 U	5.0 U	1
Trichloroethene	4,300 D	2,400,000	370 DJ	350 DJ	260 DJ	880 D	3,000	4,700 D	5,300 D	6,200 D	740 D	860 D	2,100 D	86	34	17	5
Toluene	2.5 J	57,000 U	1.3 J	1.6 J	1.5 J	5.0 U	100 U	5.0 U	0.59 J	100 U	5.0 U	5.0 U	5.0 U	5.0 U	5.0 U	5.0 U	5
1,1,2-Trichloroethane	5.0 U	57,000 U	5.0 U	5.0 U	5.0 U	5.0 U	100 U	5.0 U	5.0 U	100 U	5.0 U	5.0 U	5.0 U	5.0 U	5.0 U	5.0 U	1
Tetrachloroethene	5.0 U	57,000 U	5.0 U	5.0 U	5.0 U	5.0 U	100 U	3.6 J	6.8	100 U	5.0 U	5.0 U	5.0 U	2.0 J	5.0 U	5.0 UJ	5
Ethylbenzene	3.1 J	57,000 U	2.5 J	2.8 J	3.0 J	2.4 J	100 U	1.4 J	2.7 J	100 U	5.0 U	5.0 U	5.0 U	5.0 U	5.0 U	5.0 U	5
m,p-Xylene	10	57,000 U	5.2	4.9 J	4.8 J	2.7 J	100 U	5.0 U	0.8 J	100 U	5.0 U	5.0 U	5.0 U	5.0 U	5.0 U	5.0 U	5
o-Xylene	3.5	57,000 U	3.2 J	3.1 J	3.1 J	2.6 J	100 U	5.0 U	5.0 U	100 U	5.0 U	5.0 U	5.0 U	5.0 U	5.0 U	5.0 U	5
Bromoform	NA	57,000 U	5.0 UJ	5.0 UJ	5.0 UJ	5.0 U	100 U	NA	5.0 U	100 U	NA	NA	5.0 U	5.0 U	NA	5.0 UJ	NA
Isopropylbenzene	1.6 J	57,000 U	1.4 J	1.5 J	1.4 J	1.0 J	100 U	5.0 U	5.0 U	100 U	5.0 U	5.0 U	5.0 U	5.0 U	5.0 U	5.0 U	5
n-Propylbenzene	1.3 J	57,000 U	5.0 U	5.0 U	5.0 U	5.0 U	100 U	5.0 U	5.0 U	100 U	5.0 U	5.0 U	5.0 U	5.0 U	5.0 U	5.0 U	5
1,3,5-Trimethylbenzene	5.0 U	57,000 U	5.0 U	5.0 U	5.0 U	5.0 U	100 U	5.0 U	5.0 U	100 U	5.0 U	5.0 U	5.0 U	5.0 U	5.0 U	5.0 U	5
tert-Butylbenzene	5.0 U	57,000 U	5.0 U	5.0 U	5.0 U	5.0 U	100 U	5.0 U	5.0 U	100 U	5.0 U	5.0 U	5.0 U	5.0 U	5.0 UJ	5.0 U	5
1,2,4-Trimethylbenzene	1.9 J	57,000 U	5.0 U	5.0 U	5.0 U	5.0 U	100 U	5.0 U	5.0 U	100 U	5.0 U	5.0 U	5.0 U	5.0 U	5.0 U	5.0 U	5
sec-Butylbenzene	5.0 U	57,000 U	5.0 U	5.0 U	5.0 U	5.0 U	100 U	5.0 U	5.0 U	100 U	5.0 U	5.0 U	5.0 U	5.0 U	5.0 U	5.0 U	5
4-Isopropyltoluene	5.0 U	57,000 U	5.0 U	5.0 U	5.0 U	5.0 U	100 U	5.0 U	5.0 U	100 U	5.0 U	5.0 U	5.0 U	5.0 U	5.0 U	5.0 U	5
n-Butylbenzene	5.0 U	57,000 U	5.0 U	5.0 U	5.0 U	5.0 U	100 U	5.0 U	5.0 U	100 U	5.0 U	5.0 U	5.0 U	5.0 U	5.0 U	5.0 U	5
1,2-Dichlorobenzene	5.0 U	57,000 U	5.0 U	5.0 U	5.0 U	5.0 U	100 U	5.0 U	5.0 U	100 U	5.0 U	5.0 U	5.0 U	5.0 U	5.0 U	5.0 U	3
Naphthalene	5.0 U	57,000 U	5.0 UJ	5.0 UJ	5.0 UJ	5.0 U	100 U	5.0 U	5.0 U	100 U	5.0 U	5.0 U	5.0 U	5.0 U	5.0 U	5.0 U	10
Total VOCs	12,567.9	2,400,000	3,085.6	3,041	2,523.1	5,229.9	8,690.0	9,166.2	9,503.8	9,752.0	1,404.8	1,588.3	3,912.3	159.7	48	102	
Total VOC TICs	5.4 J	3,260,000	NA	NA	NA	13	None Detected	13 N,J	None Detected	None Detected	None Detected	None Detected	11 J	None Detected	None Detected	8.8	*Not Available*
Total VOCs & VOC TICs	11,825.3	5,660,000	NA	NA	NA	5,242.9	8,690.0	9,179.2	9,503.8	9,752.0	1,404.8	1,588.3	3,923.3	159.7	48	111	

Notes:
VOC analysis by United States Environmental Protection Agency (USEPA) Method SW846 8260B.
J – Indicates that the constituent was positively identified; but the associated numerical value is the approximate concentration of the constituent in the sample.
D - Indicates that the value was obtained from a secondary dilution anaylsis.
U - Indicates that the constituent was not detected.
E - Indicates the compound concentration exceeded the calibration range.
NA = Not Applicable or Not Available
*Refers to screened interval or length of open rock, depending on well construction.
***This is a sample of product and is not representative of VOC concentrations in dissolved groundwater. Recovery wells RW-West and RW-East were previously designated REC-N and REC-S.
Highlighted type indicates that the constituent was detected at a concentration above the NYSDEC Part 703 Groundwater Standards.
Indicates sample is a DUPLICATE of the sample preceding this sample.

Table 7a - Page 4 of 4
690 Saint Paul Street
NYSDEC Brownfield Cleanup Program Remedial Investigation
NYSDEC BCP ID No. C828159

Summary of Detected Volatile Organic Compounds in Dedicated Monitoring Well Groundwater Sample
Results in Micrograms per Liter (µg/L)

Sample ID	Groundwater Samples															NYSDEC Part 703 Groundwater Standards
	BW-09	BW-09 DUP	690-BW-09	BW-10	BW-10DUP	690-BW-10	BW-11	690-BW-11	BW-12	690-BW-12	690-BW-12	BW-13** 26.8'-31.8'	BW-13** 27'-32' RE	BW-13** 31.8'-36.8'	690-BW-13	
Area of Concern	AOC #1	AOC #1	AOC #1	AOC #1	AOC #1	AOC #1	AOC #1	AOC #1	AOC #1	AOC #1	AOC #1	AOC #1	AOC #1	AOC #1	AOC #1	
Sample Interval*	2'-12' BGS	2'-12' BGS	2'-12' BGS	3.5'-11.5' BGS	3.5'-11.5' BGS	3.5'-11.5' BGS	2.5'-7.5' BGS	2.5'-7.5' BGS	2'-8.5' BGS	2'-8.5' BGS	2'-8.5' BGS	26.8'-31.8' BGS	27'-32' BGS	31.8'-36.8' BGS	27'-37' BGS	
Sample Collection Date	2/22/12	2/22/12	11/2/2012	4/19/2012	4/19/12	10/30/2012	2/22/12	10/30/2012	2/22/2012	10/30/2012	6/19/2013	5/15/2012	5/16/2012	5/16/2012	11/1/2012	
Volatile Organic Compounds																
Chloromethane	5.0 U	5.0 U	5.0 U	5.0 U	5.0 U	5.0 U	5.0 U	5.0 U	5.0 U	5.0 U	5.0 U	2.00 U	2.00 U	2.00 U	5.0 U	5
Vinyl chloride	5.0 U	5.0 U	5.0 U	5.0 U	5.0 U	5.0 U	74	5.0 U	49	1.9 J	2.9 J	2.00 U	2.00 U	2.00 U	5.0 U	2
1,1-Dichloroethene	5.0 U	5.0 U	5.0 U	5.0 U	5.0 U	5.0 U	3.8 J	5.0 U	5.0 U	5.0 U	5.0 U	2.00 U	2.00 U	2.00 U	5.0 U	5
Acetone	5.0 U	5.0 U	5.0 U	6.1	5.8	5.0 U	5.0 U	5.0 U	4.2 J	5.0 U	5.0 U	10.0 U	10.0 U	25.7	11	50
Carbon disulfide	5.0 U	5.0 U	5.0 U	5.0 U	5.0 U	5.0 U	5.0 U	5.0 U	5.0 U	5.0 U	5.0 U	2.00 U	2.00 U	2.00 U	8	NA
Methylene chloride	5.0 U	5.0 U	5.0 U	5.0 U	5.0 U	5.0 U	5.0 U	5.0 U	5.0 U	5.0 U	5.0 U	5.00 U	5.00 U	5.00 U	5.0 U	5
trans-1,2-dichloroethene	5.0 U	5.0 U	5.0 U	5.0 U	5.0 U	5.0 U	2.9 J	5.0 U	1.9 J	5.0 U	5.0 U	2.00 U	2.00 U	2.00 U	5.0 U	5
Methyl tert-butyl ether	5.0 U	5.0 U	5.0 U	5.0 U	5.0 U	5.0 U	5.0 U	5.0 U	5.0 U	5.0 U	5.0 U	2.00 U	2.00 U	2.00 U	5.0 U	10
1,1-Dichloroethane	5.0 U	5.0 U	5.0 U	5.0 U	5.0 U	5.0 U	5.0 U	5.0 U	5.0 U	5.0 U	5.0 U	2.00 U	2.00 U	2.00 U	5.0 U	5
2-Butanone	5.0 U	5.0 U	5.0 U	5.0 U	5.0 U	5.0 U	5.0 U	5.0 U	5.0 U	5.0 U	5.0 U	10.0 U	10.0 U	10.0 U	5.0 U	50
cis-1,2-dichloroethene	2.7 J	1.8 J	5.0 U	1.2 J	1.4 J	1.4 J	460 D	35	31	1.5 J	5.2 U	2.00 U	2.00 U	2.00 U	5.0 U	5
Chloroform	5.0 U	5.0 U	5.0 U	5.0 U	5.0 U	5.0 U	1.5 J	0.61 J	5.0 U	5.0 U	5.0 U	6.56	5.73	18.3	4.4 J	7
Chloroethane	5.0 U	5.0 U	5.0 U	5.0 U	5.0 U	5.0 U	5.0 U	5.0 U	5.0 U	5.0 U	5.0 U	2.00 U	2.00 U	2.00 U	5.0 U	5
1,2-Dichloroethane	5.0 U	5.0 U	5.0 U	5.0 U	5.0 U	5.0 U	5.0 U	5.0 U	5.0 U	5.0 U	5.0 U	2.00 U	2.00 U	2.00 U	5.0 U	0.6
Benzene	1.3 J	1.3 J	5.0 U	1.4 J	1.5 J	1.9 J	5.0 U	5.0 U	0.64 J	5.0 U	5.0 U	1.04	0.765	1.21	5.0 U	1
Trichloroethene	5.0 U	3.8 J	3.9 J	3.1 J	2.9 J	9.8	430 D	56	7.4	1.1 J	1.6 U	2.66	1.43 J	2.87	3.3 J	5
Toluene	5.0 U	5.0 U	5.0 U	5.0 U	5.0 U	5.0 U	5.0 U	5.0 U	1.0 J	5.0 U	5.0 U	14.4	77.20	5.38	5.0 U	5
1,1,2-Trichloroethane	5.0 U	5.0 U	5.0 U	5.0 U	5.0 U	5.0 U	5.0 U	5.0 U	5.0 U	5.0 U	5.0 U	2.00 U	2.00 U	2.00 U	5.0 U	1
Tetrachloroethene	5.0 U	5.0 U	5.0 UJ	5.0 U	5.0 U	5.0 U	5.0 U	5.0 U	5.0 U	5.0 U	5.0 U	2.00 U	2.00 U	2.00 U	5.0 U	5
Ethylbenzene	5.0 U	5.0 U	5.0 U	1.1 J	1.1 J	5.0 U	5.0 U	5.0 U	1.3 J	5.0 U	5.0 U	2.00 U	2.00 U	2.78	1.4 J	5
m,p-Xylene	5.0 U	5.0 U	5.0 U	1.8 J	2.2 J	5.0 U	5.0 U	5.0 U	1.7 J	5.0 U	5.0 U	7.26	7.0	12.5	3.8 J	5
o-Xylene	5.0 U	5.0 U	5.0 U	5.0 U	5.0 U	5.0 U	5.0 U	5.0 U	1.1 J	5.0 U	5.0 U	2.00 U	2.00 U	2.78	1.2 J	5
Bromoform	5.0 U	5.0 U	5.0 UJ	NA	NA	5.0 U	5.0 U	5.0 U	5.0 U	5.0 U	5.0 U	5.00 U	5.00 U	5.00 U	5.0 U	NA
Isopropylbenzene	5.0 U	5.0 U	5.0 U	1.8 J	1.9 J	5.5	5.0 U	5.0 U	5.0 U	5.0 U	5.0 U	NA	NA	NA	5.0 U	5
n-Propylbenzene	5.0 U	5.0 U	5.0 U	2.2 J	2.3 J	5.0	5.0 U	5.0 U	5.0 U	5.0 U	5.0 U	NA	NA	NA	5.0 U	5
1,3,5-Trimethylbenzene	5.0 U	5.0 U	5.0 U	2.4 J	2.4 J	5.0 U	5.0 U	5.0 U	5.0 U	5.0 U	5.0 U	NA	NA	NA	5.0 U	5
tert-Butylbenzene	5.0 U	5.0 U	5.0 U	1.2 J	1.4 J	1.7 J	5.0 U	5.0 U	5.0 U	5.0 U	5.0 U	NA	NA	NA	5.0 U	5
1,2,4-Trimethylbenzene	1.1 J	1.2 J	5.0 U	16.0	16.0	4.4 J	5.0 U	5.0 U	5.0 U	5.0 U	5.0 U	NA	NA	NA	1.1 J	5
sec-Butylbenzene	5.0 U	5.0 U	5.0 U	1.9 J	1.9 J	5.0 U	5.0 U	5.0 U	5.0 U	5.0 U	5.0 U	NA	NA	NA	5.0 U	5
4-Isopropyltoluene	5.0 U	5.0 U	5.0 U	5.0 U	5.0 U	5.0 U	5.0 U	5.0 U	5.0 U	5.0 U	5.0 U	NA	NA	NA	5.0 U	5
n-Butylbenzene	5.0 U	5.0 U	5.0 U	5.0 U	5.0 U	5.0 U	5.0 U	5.0 U	5.0 U	5.0 U	5.0 U	NA	NA	NA	5.0 U	5
1,2-Dichlorobenzene	5.0 U	5.0 U	5.0 U	5.0 U	5.0 U	5.0 U	5.0 U	5.0 U	5.0 U	5.0 U	5.0 U	2.00 U	2.00 U	2.00 U	5.0 U	3
Naphthalene	5.0 U	5.0 U	5.0 U	7.4	7.4	1.7 J	5.0 U	5.0 U	5.0 U	5.0 U	5.0 U	NA	NA	NA	5.0 U	10
Total VOCs	5.1	8.1	3.9	47.6	48.2	31	542.2	92	99.2	4.5	2.9	31.9	92.1	77.2	34.2	
Total VOC TICs	NA	NA	8.6 J	443.0	446.0	345	NA	None Detected	33 J	None Detected	None Detected	NA	NA	NA	291.3	*Not Available*
Total VOCs & VOC TICs	NA	NA	12.5	490.6	494.2	376	NA	92	132.2	4.5	2.9	31.9	92.1	77.2	325.5	

Notes:
VOC analysis by United States Environmental Protection Agency (USEPA) Method SW846 8260B.
J – Indicates that the constituent was positively identified; but the associated numerical value is the approximate concentration of the constituent in the sample.
D - Indicates that the value was obtained from a secondary dilution anaylsis.
U - Indicates that the constituent was not detected.
E - Indicates the compound concentration exceeded the calibration range.
NA = Not Applicable or Not Available
*Refers to screened interval or length of open rock, depending on well construction.
**Indicates grab samples collected for screening purposes prior to developing well.
Highlighted type indicates that the constituent was detected at a concentration above the NYSDEC Part 703 Groundwater Standards.
Indicates sample is a DUPLICATE of the sample preceding this sample.

Table 7b
690 Saint Paul Street
NYSDEC Brownfield Cleanup Program Remedial Investigation
NYSDEC BCP ID No. C828159

Summary of Detected Semi-Volatile Organic Compounds in Dedicated Monitoring Well Groundwater Samples
Results in Micrograms per Liter (µg/L)

Sample ID	Groundwater Samples																			NYSDEC Part 703 Groundwater Standards
	690-BW-01	***BW-01 (Oil)	690-BW-02	690-BW-2 (DUPLICATE)	690-BW-02	690-BW-03	690-BW-04	690-FIELD BLANK	690-BW-05	***690-BW-5-Oil	690-BW-06	690-BW-07	690-BW-07-DUP-1	690-BW-08	BW-09	BW-11	BW-12	BW-10	***RECN+S (Oil)	
Area of Concern	AOC #6	AOC #6	AOC #6	AOC #6	AOC #6	AOC #6	AOC #1	NA	AOC #1	AOC #1	AOC #1	AOC #1	AOC #1	AOC #8	AOC #1	AOC #1	AOC #1	AOC #1	AOC #6	
Sample Interval*	9.8'-17.3' BGS	9.8'-17.3' BGS	7'-17' BGS	7'-17' BGS	7'-17' BGS	9.8'-19.8' BGS	5.7'-13.2' BGS	NA	8.7'-18.7' BGS	8.7'-18.7' BGS	4.5'-14.5' BGS	11'-21' BGS	11'-21' BGS	14.5'-24.5' BGS	2'-12' BGS	2.5'-7.5' BGS	2'-8.5' BGS	3.5'-11.5' BGS	~7'-9' BGS	
Sample Collection Date	9/15/2010	11/11/2010	9/15/2010	9/15/2010	1/15/2013	9/15/2010	9/15/2010	9/15/2010	11/11/2010	11/11/2010	11/11/2010	11/10/2010	11/10/2010	11/10/2010	2/22/2012	2/22/2012	2/22/2012	4/19/2012	11/11/2010	
Semi-Volatile Organic Compounds																				
Naphthalene	10 U	99,000 U	10 U	10 U	10 UJ	10 U	10 U	10 U	10 U	99,000 U	10 U	10 U	10 U	10 U	10 UJ	10 UJ	10 UJ	10 U	99,000 U	10
2,2'-oxybis(1-Chloropropane)	NA	99,000 U	NA	NA	NA	NA	NA	NA	10 U	99,000 U	10 U	10 U	10 U	10 U	10 UJ	10 UJ	10 UJ	NA	99,000 U	N/A
2,4-Dimethylphenol	NA	99,000 UJ	NA	NA	10 UJ	NA	NA	NA	10 UJ	99,000 UJ	10 UJ	10 UJ	10 UJ	10 UJ	10 UJ	10 UJ	10 UJ	NA	99,000 UJ	2
2-Methylnaphthalene	10 U	99,000 U	10 U	10 U	10 UJ	10 U	10 U	10 U	10 U	99,000 U	10 U	10 U	10 U	10 U	10 UJ	10 UJ	10 UJ	NA	14,000 J	N/A
Acenaphthylene	10 U	99,000 U	10 U	10 U	10 UJ	10 U	10 U	10 U	10 U	99,000 U	10 U	10 U	10 U	10 U	10 UJ	10 UJ	10 UJ	NA	99,000 U	N/A
Acenaphthene	10 U	99,000 U	10 U	10 U	10 UJ	10 U	10 U	10 U	10 U	99,000 U	10 U	10 U	10 U	10 U	10 UJ	10 UJ	10 UJ	10 U	99,000 U	20
Dibenzofuran	10 U	99,000 U	10 U	10 U	10 UJ	10 U	10 U	10 U	10 U	99,000 U	10 U	10 U	10 U	10 U	10 UJ	10 UJ	10 UJ	NA	99,000 U	N/A
4-Chlorophenyl-phenylether	NA	99,000 U	NA	NA	10 UJ	NA	NA	NA	10 U	99,000 U	10 U	10 U	10 U	10 U	10 UJ	10 UJ	10 UJ	NA	99,000 U	N/A
Fluorene	10 U	99,000 U	10 U	10 U	10 UJ	10 U	10 U	10 U	10 U	99,000 U	10 U	10 U	10 U	10 U	10 UJ	10 UJ	10 UJ	10 U	99,000 U	50
Phenanthrene	10 U	99,000 U	1.1 J	1.1 J	10 UJ	10 U	10 U	10 U	10 U	38,000 J	10 U	10 U	10 U	10 U	10 UJ	10 UJ	10 UJ	10 U	15,000 J	50
Anthracene	10 U	99,000 U	10 U	10 U	10 UJ	10 U	10 U	10 U	10 U	99,000 U	10 U	10 U	10 U	10 U	10 UJ	10 UJ	10 UJ	10 U	99,000 U	50
Carbazole	10 U	99,000 U	10 U	10 U	10 UJ	10 U	10 U	10 U	10 U	99,000 U	10 U	10 U	10 U	10 U	10 UJ	10 UJ	10 UJ	NA	99,000 U	N/A
Di-n-butylphthalate	NA	99,000 U	NA	NA	10 UJ	NA	NA	NA	10 U	99,000 U	10 U	10 U	10 U	10 U	10 UJ	10 UJ	10 UJ	NA	99,000 U	50
Fluoranthene	10 U	99,000 U	10 U	10 U	10 UJ	10 U	10 U	10 U	10 U	99,000 U	10 U	10 U	10 U	10 U	10 UJ	10 UJ	10 UJ	10 U	99,000 U	50
Pyrene	10 U	99,000 U	10 UJ	10 U	10 UJ	10 U	10 U	10 U	10 U	99,000 U	10 U	10 U	10 U	10 U	10 UJ	10 UJ	10 UJ	10 U	19,000 J	50
Benzo(a)anthracene	10 U	99,000 U	10 UJ	10 U	10 UJ	10 U	10 U	10 U	10 U	99,000 U	10 U	10 U	10 U	10 U	10 UJ	10 UJ	10 UJ	10 U	99,000 U	0.002
Chrysene	10 U	99,000 U	10 UJ	10 U	10 UJ	10 U	10 U	10 U	10 U	99,000 U	10 U	10 U	10 U	10 U	10 UJ	10 UJ	10 UJ	10 U	24,000 J	0.002
Bis(2-ethylhexyl)phthalate	10 U	99,000 U	2.7 J	2.8 J	10 UJ	10 U	10 U	10 U	10 U	120,000 J	10 U	21	10 U	5.3 J	10 UJ	10 UJ	10 UJ	NA	150,000	5
Benzo(b)fluoranthene	10 U	99,000 U	10 UJ	10 U	10 UJ	10 U	10 U	10 U	10 U	99,000 U	10 U	10 U	10 U	10 U	10 UJ	10 UJ	10 UJ	10 U	99,000 U	0.002
Benzo(k)fluoranthene	10 U	99,000 U	10 UJ	10 U	10 UJ	10 U	10 U	10 U	10 U	99,000 U	10 U	10 U	10 U	10 U	10 UJ	10 UJ	10 UJ	10 U	99,000 U	0.002
Benzo(a)pyrene	10 U	99,000 U	10 UJ	10 U	10 UJ	10 U	10 U	10 U	10 U	99,000 U	10 U	10 U	10 U	10 U	10 UJ	10 UJ	10 UJ	10 U	99,000 U	ND
Indeno(1,2,3-cd)pyrene	10 U	99,000 U	10 UJ	10 U	10 UJ	10 U	10 U	10 U	10 U	99,000 U	10 U	10 U	10 U	10 U	10 UJ	10 UJ	10 UJ	10 U	99,000 U	0.002
Dibenzo(a,h)anthracene	10 U	99,000 U	10 UJ	10 U	10 UJ	10 U	10 U	10 U	10 U	99,000 U	10 U	10 U	10 U	10 U	10 UJ	10 UJ	10 UJ	10 U	99,000 U	N/A
Benzo(g,h,i)perylene	10 U	99,000 U	10 UJ	10 U	10 UJ	10 U	10 U	10 U	10 U	99,000 U	10 U	10 U	10 U	10 U	10 UJ	10 UJ	10 UJ	10 U	99,000 U	N/A
Total SVOCs	None Detected	None Detected	3.8	3.9	None Detected	None Detected	None Detected	None Detected	None Detected	158,000	None Detected	21	None Detected	5.3	None Detected	None Detected	None Detected	None Detected	222,000	
Total SVOC TICs	473.1 N,J	None Detected	432.8 N,J	631.5 N,J	152.5 J	18.5 N,J	40.2 N,J	None Detected	80.5 N,J	12,180,000	None Detected	None Detected	None Detected	None Detected	26.3 NJ	10.4 NJ	40 NJ	None Detected	6,910,000	*Not Available*
Total SVOCs & SVOC TICs	473.1	None Detected	436.6	635.4	152.5 J	18.5	40.2	None Detected	80.5	12,338,000	None Detected	21	None Detected	5.3	26.3	10.4	40	None Detected	7,132,000	

Notes:
SVOC analysis by United States Environmental Protection Agency (USEPA) Method SW846 8270.
J – Indicates that the constituent was positively identified; but the associated numerical value is the approximate concentration of the constituent in the sample.
Highlighted type indicates that the constituent was detected at a concentration above the NYSDEC Part 703 Groundwater Standards.
Indicates sample is a DUPLICATE of the sample preceding this sample.
*Refers to screened interval or length of open rock, depending on well construction.
***This is a sample of product and is not representative of SVOC concentrations in dissolved groundwater. Recovery wells RW-West and RW-East were previously designated REC-N and REC-S.

Sample ID	Groundwater Samples																			NYSDEC Part 703 Groundwater Standards
	REC-B-EAST	REC-B-WEST	BW-01	REC-B-EAST	690-BW-10	690-FIELD BLANK	690-MW-07	690-MW-06	690-REC-B-W	690-MW-10	690-MW-11	690-MW-09	690-FIELD BLANK	690-BW-07	690-BW-08	690-BW-01	MW-05	FIELD BLANK		
Area of Concern	AOC #6	AOC #6	AOC #6	AOC #6	AOC #2	NA	AOC #8	AOC #8	AOC #6	AOC #2	AOC #6C	AOC #2	NA	AOC #1	AOC #8	AOC #6	AOC #2	NA		
Sample Interval*	1.5'-8.0' BGS	1.5'-8.5' BGS	9.8'-17.3' BGS	1.5'-8.0' BGS	3.5'-11.5' BGS	NA	1.9'-11.9' BGS	5.3'-10.3' BGS	1.5'-8.5' BGS	6.30'-11.30' BGS	4.12'-9.12' BGS	6.25'-11.25' BGS	NA	11'-21' BGS	14.5'-24.5' BGS	9.8'-17.3' BGS	6.7'-11.7' BGS	NA		
Sample Collection Date	4/19/2012	4/19/2012	4/19/2012	10/30/2012	10/30/2012	10/30/2012	11/2/2012	11/2/2012	11/2/2012	11/1/2012	11/1/2012	11/1/2012	11/2/2012	11/5/2012	11/5/2012	11/6/2012	1/18/2013	11/5/2012		
Semi-Volatile Organic Compounds																				
Naphthalene	10 U	10 U	10 U	10 U	10 UJ	10 U	10 U	10 U	10 UJ	10 U	10 UJ	10 U	10 U	10 U	10 U	10 UJ	10 U	10 U		10
2,2'-oxybis(1-Chloropropane)	NA	NA	NA	NA	NA	NA	NA	NA	NA	NA	NA	NA	NA	NA	4.90 J	10 UJ	10 U	NA		N/A
2,4-Dimethylphenol	NA	NA	NA	10 UJ	10 UJ	10 UJ	10 UJ	10 UJ	10 UJ	10 UJ	10 UJ	10 UJ	10 UJ	10 UJ	10 UJ	10 UJ	10 UJ	10 U		2
2-Methylnaphthalene	NA	NA	NA	10 U	10 UJ	10 U	10 U	10 U	10 UJ	10 U	10 UJ	10 U	10 U	10 U	10 U	10 UJ	10 U	10 U		N/A
Acenaphthylene	NA	NA	NA	10 U	10 UJ	10 U	10 U	10 U	10 UJ	10 U	10 UJ	10 U	10 U	10 U	10 U	10 UJ	10 U	10 U		N/A
Acenaphthene	10 U	10 U	10 U	10 U	10 UJ	10 U	10 U	10 U	10 UJ	10 U	10 UJ	10 U	10 U	10 U	10 U	10 UJ	10 U	10 U		20
Dibenzofuran	NA	NA	NA	10 U	10 UJ	10 U	10 U	10 U	10 UJ	10 U	10 UJ	10 U	10 U	10 U	10 U	10 UJ	10 U	10 U		N/A
4-Chlorophenyl-phenylether	NA	NA	NA	10 UJ	10 UJ	10 UJ	10 UJ	10 UJ	10 UJ	10 UJ	10 UJ	10 UJ	10 UJ	10 UJ	10 UJ	10 UJ	10 UJ	10 UJ		N/A
Fluorene	10 U	10 U	10 U	10 UJ	10 UJ	10 UJ	10 UJ	10 UJ	10 UJ	10 UJ	10 UJ	10 UJ	10 UJ	10 UJ	10 UJ	10 UJ	10 U	10 UJ		50
Phenanthrene	10 U	10 U	10 U	10 U	10 UJ	10 U	10 U	10 U	10 UJ	10 U	10 UJ	10 U	10 U	10 U	10 U	10 UJ	10 U	10 U		50
Anthracene	10 U	10 U	10 U	10 U	10 UJ	10 U	10 U	10 U	10 UJ	10 U	10 UJ	10 U	10 U	10 U	10 U	10 UJ	10 U	10 U		50
Carbazole	NA	NA	NA	10 U	10 UJ	10 U	10 U	10 U	10 UJ	10 U	10 UJ	10 U	10 U	10 U	10 U	10 UJ	10 U	10 U		N/A
Di-n-butylphthalate	NA	NA	NA	12 U	11 U	11	11 U	8 U	11 U	10 U	11 U	6.8 U	7.2 J	11 U	9.2 U	12 U	2.0 J	9 J		50
Fluoranthene	10 U	10 U	10 U	10 U	10 UJ	10 U	10 U	10 U	10 UJ	10 U	10 UJ	10 U	10 U	10 U	10 U	10 UJ	10 U	10 U		50
Pyrene	10 U	10 U	10 U	10 U	10 UJ	10 U	10 U	10 U	10 UJ	10 U	10 UJ	10 U	10 U	10 U	10 U	10 UJ	10 U	10 U		50
Benzo(a)anthracene	10 U	10 U	10 U	10 U	10 UJ	10 U	10 U	10 U	10 UJ	10 U	10 UJ	10 U	10 U	10 U	10 U	10 UJ	10 U	10 U		0.002
Chrysene	10 U	10 U	10 U	10 U	10 UJ	10 U	10 U	10 U	10 UJ	10 U	10 UJ	10 U	10 U	10 U	10 U	10 UJ	10 U	10 U		0.002
Bis(2-ethylhexyl)phthalate	NA	NA	NA	2 U	2.1 U	10 U	10 U	10 U	10 U	2.1 J	10 U	10 UJ	10 U	10 U	1.6 J	10 UJ	10 U	10 U		5
Benzo(b)fluoranthene	10 U	10 U	10 U	10 U	10 UJ	10 U	10 U	10 U	10 UJ	10 U	10 UJ	10 U	10 U	10 U	10 U	10 UJ	10 U	10 U		0.002
Benzo(k)fluoranthene	10 U	10 U	10 U	10 U	10 UJ	10 U	10 U	10 U	10 UJ	10 U	10 UJ	10 U	10 U	10 U	10 U	10 UJ	10 U	10 U		0.002
Benzo(a)pyrene	10 U	10 U	10 U	10 U	10 UJ	10 U	10 U	10 U	10 UJ	10 U	10 UJ	10 U	10 U	10 U	10 U	10 UJ	10 U	10 U		ND
Indeno(1,2,3-cd)pyrene	10 U	10 U	10 U	10 U	10 UJ	10 U	10 U	10 UJ	10 UJ	10 UJ	10 UJ	10 UJ	10 UJ	10 U	10 U	10 UJ	10 U	10 U		0.002
Dibenzo(a,h)anthracene	10 U	10 U	10 U	10 U	10 UJ	10 U	10 U	10 UJ	10 UJ	10 UJ	10 UJ	10 UJ	10 UJ	10 U	10 U	10 UJ	10 U	10 U		N/A
Benzo(g,h,i)perylene	10 U	10 U	10 U	10 U	10 UJ	10 U	10 U	10 UJ	10 UJ	10 UJ	10 UJ	10 UJ	10 UJ	10 U	10 U	10 UJ	10 U	10 U		N/A
Total SVOCs	None Detected	None Detected	None Detected	None Detected	None Detected J	11.0	None Detected	None Detected	None Detected	2.1 J	None Detected	None Detected	7.2 J	None Detected	6.5 J	None Detected	2 J	9.0 J		
Total SVOC TICs	None Detected	None Detected	None Detected	4.9	270.7 J	12.01	666.1 NJ	4.5 NJ	None Detected	4.7 NJ	10.5 J	None Detected	None Detected	170 NJ	None Detected	16.8	18.4 J	None Detected		*Not Available*
Total SVOCs & SVOC TICs	None Detected	None Detected	None Detected	4.9	270.7	23.0	666.1	4.5	2.1 J	4.7	10.5 J	0.0	7.2	170.0	6.5	16.8	20.4 J	9.0		

Table 7c
690 Saint Paul Street
NYSDEC Brownfield Cleanup Program Remedial Investigation
NYSDEC BCP ID No. C828159

Summary of Detected Metals in Dedicated Monitoring Well Groundwater Samples
Results in Micrograms per Liter (µg/L)

Sample ID	Groundwater Samples																		NYSDEC Part 703 Groundwater Standards
	690-BW-01	***BW-01 (Oil)	***RECN+S (Oil)	690-BW-02	690-BW-2 (DUPLICATE)	690-BW-02	690-BW-03	690-BW-04	690-BW-05	***690-BW-5-Oil	690-BW-06	690-BW-07	690-BW-7-DUP-1	690-BW-08	690-FIELD BLANK	690-BW-03	690-BW-04	690-BW-06	
Area of Concern	AOC #6	AOC #6	AOC #6	AOC #6	AOC #6	AOC #6	AOC #6	AOC #1	AOC #1	AOC #1	AOC #1	AOC #1	AOC #1	AOC #8	NA	AOC #6	AOC #1	AOC #1	
Sample Interval*	9.8'-17.3' BGS	9.8'-17.3' BGS	~7'-9' BGS	7'-17' BGS	7'-17' BGS	7'-17' BGS	9.8'-19.8' BGS	5.7'-13.2' BGS	8.7'-18.7' BGS	8.7'-18.7' BGS	4.5'-14.5' BGS	11'-21' BGS	11'-21' BGS	14.5'-24.5' BGS	NA	9.8'-19.8' BGS	5.7'-13.2' BGS	4.5'-14.5' BGS	
Sample Collection Date	9/15/2010	11/11/2010	11/11/2010	9/15/2010	9/15/2010	1/15/2013	9/15/2010	9/15/2010	11/11/2010	11/11/2010	11/11/2010	11/10/2010	11/10/2010	11/10/2010	9/15/2010	10/30/2012	10/30/2012	10/30/2012	
TAL Metals																			
Aluminum	66.0 U	1,400 U	17700	427	403	282	66.0 U	92.4 B	79.6 J	9,600 U	66.0 U	66.0 U	66.0 U	66.0 U	66.0 U	66 U	269	66 U	Not Listed
Antimony	10 B	290 U	220 U	9.3 U	9.3 U	9.3 U	9.3 U	9.3 U	9.3 U	280 U	9.3 U	9.3 U	9.3 U	33.7	9.3 U	13.5 J	9.3 U	14.5 J	3
Arsenic	4.3 U	320 U	760	4.3 U	4.3 U	4.3 U	4.3 U	4.3 U	4.3 U	500 J	4.3 U	4.3 U	4.3 U	4.3 U	4.3 U	5.3 J	4.3 J	4.3 U	25
Barium	104 B	87 J	1,100 J	274	260	214	122 B	136 B	121.0 J	2,400 J	62.8 J	55.5 J	53.9 J	231 J	1.9 B	84.5 J	145 J	65 J	1,000
Beryllium	0.26 U	1.2 U	1.4 U	0.26 U	0.26	0.26 U	0.26 U	0.26 U	0.26 U	2.5 U	0.26 U	0.26 U	0.26 U	0.26 U	0.26 U	0.26 U	0.26 U	0.26 U	Not Listed
Cadmium	0.89 U	12 U	8.5 U	0.89 U	0.89 U	0.89 U	0.89 U	0.89 U	0.89 U	11 U	0.89 U	0.89 U	0.89 U	0.89 U	0.89 U	0.89 U	0.89 U	0.89 U	5
Calcium	156,000	52,500	127,000	155,000	147,000	136,000	70,800	60,700	65,200	96,400	45,100	18,000	17,700	463,000	110 U	54,600	82,900	41,000	Not Listed
Chromium	0.64 U	15 U	1,000	1.2 B	1.1 B	0.66 J	0.64 U	0.64 U	0.64 U	340 J	0.64 U	31.1	26.3	0.64 U	0.64 U	0.64 U	0.73 J	0.64 U	50
Cobalt	0.67 U	34 U	25 U	0.67 U	0.67 U	0.70 J	0.67 U	0.67 U	0.67 U	51 J	0.67 U	0.67 U	0.67 U	0.67 U	0.67 U	0.67 U	0.67 U	0.67 U	5
Copper	3.6 U	85 U	380 J	3.6 U	3.6 U	3.6 U	3.8 B	3.6 U	3.6 U	1,600	3.6 U	3.6 U	3.6 U	3.6 U	3.6 U	3.6 U	3.6 U	3.6 U	200
Iron	104 B	2,200 J	11,900	13,300	13,500	8,130	3,460	782	654	357,000	184 U	8,620	5,250	482	31.0 U	624	944	445	300
Lead	4.2 U	130 U	270 J	4.2 U	4.2 U	4.2 U	4.2 U	4.2 U	4.2 U	1,400	4.2 U	4.2 U	4.2 U	4.2 U	4.2 U	4.2 U	4.2 U	4.2 U	25
Magnesium	40,000	31,600	29,100	32,700	30,500	20,300	12,800	12,100	21,800	13,900 J	11,200	13,300	13,400	173,000	76.0 U	10,500	17,500	8,890	Not Listed
Manganese	613	270 J	570 J	236	228	347	119	64.5	33.1 J	2,400	40.0 J	54.5	39.5 J	35.9 J	10.0 U	88.5	210	29.8 J	300
Mercury	0.028 U	2.1 U	2.2 U	0.028 U	0.028 U	0.028 U	0.028 U	0.028 U	0.028 U	2.3 U	0.028 U	0.028 U	0.028 U	0.028 U	0.028 U	0.035 U	0.028 U	0.028 U	0.7
Nickel	0.85 U	33 U	47 J	6.2 B	6.5 B	2.5 J	1.2 B	0.96 B	0.85 U	300 J	1.7 J	1.6 J	0.95 J	1.8 J	0.85 U	1.3 J	3.0 J	1.3 J	100
Potassium	11,800	32,400 J	6,800 J	28,100	28,100	13,700 J	17,600	11,000	9,970	6,100 J	15,900	29,700	30,900	34,000	76.0 U	14,200	8,910	9,410	Not Listed
Selenium	12.0 U	490 U	360 U	12.0 U	12.0 U	12.0 U	12.0 U	12.0 U	12.0 U	470 U	12.0 U	12.0 U	12.0 U	12.0 U	12.0 U	12.0 U	12.0 U	12.0 U	10
Silver	6.9 U	49 U	36 U	6.9 U	6.9 U	6.9 U	6.9 U	6.9 U	6.9 U	47 U	6.9 U	6.9 U	6.9 U	6.9 U	6.9 U	6.9 U	6.9 U	6.9 U	50
Sodium	72,300	39,800	25,600 J	124,000	118,000	74,000	251,000	281,000	260,000	10,400 J	215,000	1,570,000	1,600,000	649,000	297.0 B	202,000	112,000	187,000	Not Listed
Thallium	6.2 U	170 U	130 U	6.2 U	6.2 U	6.2 U	6.2 U	6.2 U	6.2 U	160 U	6.2 U	6.2 U	6.2 U	6.2 U	6.2 U	6.2 U	6.2 U	6.2 U	Not Listed
Vanadium	1.1 U	46 U	140 J	1.1 U	1.1 U	1.1 U	1.1 U	1.1 U	1.1 U	470 J	1.1 U	3.1 J	2.4 J	1.1 U	1.1 U	1.1 U	1.6 J	1.1 U	Not Listed
Zinc	25.0 B	140 U	2,100	42.5 B	42.9 B	21.9 J	19.1 B	66.0	14.6 U	7,400	14.1 U	75.6	45.8 J	13.9 U	4.9 U	4.9 U	41.6 J	4.9 U	Not Listed

TAL Metals analysis by United States Environmental Protection Agency (USEPA) SW846 Methods 6010 (TAL Metals) and 7471 (Mercury)
B - indicates that the analyte is found in the associated blank, as well as in the sample.
Bold type indicates that the constituent was detected at a concentration above the Part 375-6 Restricted Residential Soil Cleanup Objectives.
Highlighted type indicates that the constituent was detected at a concentration above the NYSDEC Part 703 Groundwater Standards.
Indicates sample is a DUPLICATE of the sample preceding this sample.
*Refers to screened interval or length of open rock, depending on well construction.
Brown highlighted type indicates parameter is shown on Select Metals figure.
***This is a sample of product and is not representative of pesticide concentrations in dissolved groundwater. Recovery wells RW-West and RW-East were previously designated REC-N and REC-S.

Sample ID	Groundwater Samples																	NYSDEC Part 703 Groundwater
	690-BW-10	690-BW-11	690-BW-12	690-BW-12-DUP	690-FIELD BLANK	690-BW-09	690-BW-5	690-FIELD BLANK	690-MW-06	690-MW-07	690-MW-09	690-MW-10	690-BW-01	690-BW-07	690-BW-08	690-FIELD BLANK	690-MW-5	
Area of Concern	AOC #1	AOC #1	AOC #1	AOC #1	NA	AOC #1	AOC #1	NA	AOC #8	AOC #8	AOC #2	AOC #2	AOC #6	AOC #1	AOC #8	NA	AOC #2	
Sample Interval*	3.5'-11.5' BGS	2.5'-7.5' BGS	2'-8.5' BGS	2'-8.5' BGS	NA	2'-12' BGS	8.7'-18.7' BGS	NA	5.3'-10.3' BGS	1.9'-11.9' BGS	6.25'-11.25' BGS	6.30'-11.30' BGS	9.8'-17.3' BGS	11'-21' BGS	14.5'-24.5' BGS	NA	6.7'-11.7' BGS	
Sample Collection Date	10/30/2012	10/30/2012	10/30/2012	10/30/2012	10/29/2012	11/2/2012	11/1/2012	11/2/2012	11/2/2012	11/2/2012	11/1/2012	11/1/2012	11/5/2012	11/5/2012	11/5/2012	11/5/2012	1/18/2013	
TAL Metals																		
Aluminum	82 J	66 U	66 U	66 U	66 U	66.0 U	73.4 J	66 U	131 J	1,260	66 U	1,200	66 U	66 U	254	66 U	482	Not Listed
Antimony	13.6 J	9.3 U	9.6 J	9.3 U	9.3 U	9.3 U	11.1 J	9.3 U	9.3 U	9.3 U	14.2 J	9.3 U	9.3 U	9.3 U	11.7 J	9.3 U	11.8 J	3
Arsenic	4.3 U	4.3 U	4.3 U	4.3 U	4.3 U	4.3 U	4.3 U	4.3 U	4.3 U	4.3 U	4.3 U	4.3 U	4.3 U	4.3 U	4.3 U	4.3 U	6.5 J	25
Barium	137 J	65.4 J	101 J	85.6 J	1.1 U	85.7 J	76.8 J	1.1 U	607	201	16 J	5 J	125 J	65.6 J	182 J	1.1 U	362	1,000
Beryllium	0.26 U	0.26 U	0.26 U	0.26 U	0.26 U	0.26 U	0.26 U	0.26 U	0.26 U	0.26 U	0.26 U	0.26 U	0.26 U	0.26 U	0.26 U	0.26 U	0.26 U	Not Listed
Cadmium	0.89 U	0.89 U	0.89 U	0.89 U	0.89 U	0.89 U	0.89 U	0.89 U	0.89 U	0.89 U	0.89 U	0.89 U	0.89 U	0.89 U	0.89 U	0.89 U	0.89 U	5
Calcium	119,000	65,600	127,000	55,400	110 U	131,000	46,400	110 U	286,000	477,000	184,000	155,000	114,000	251,000	486,000	110 U	527,000	Not Listed
Chromium	0.64 U	1.5 J	0.64 U	0.64 U	0.64 U	0.64 U	0.64 U	0.64 U	0.64 U	3.7 J	1.5 J	1.9 J	0.64 U	15.90 J	0.64 U	0.64 U	1.4 J	50
Cobalt	0.67 U	0.67 U	3.7 J	0.67 U	0.67 U	1.7 J	0.67 U	0.67 U	0.67 U	1.6 J	0.67 U	8.60 J	0.67 U	0.75 J	1.3 J	0.67 U	0.67 U	5
Copper	3.6 U	6.0 J	3.6 U	3.6 U	3.6 U	3.6 U	3.6 U	3.6 U	3.6 U	5.2 J	3.6 U	3.6 U	3.6 U	5.7 J	4.6 J	3.6 U	3.6 U	200
Iron	791	37.9 J	1,520	547	31 U	911	3,910	31 U	199 J	2,210	43.5 J	730	31 U	7,270	4,980	31 U	907	300
Lead	4.2 U	4.2 U	4.2 U	4.2 U	4.2 U	4.2 U	4.2 U	4.2 U	4.2 U	4.2 U	4.2 U	4.2 U	4.2 U	4.2 U	4.2 U	4.2 U	6.9 J	25
Magnesium	27,900	13,700	31,100	10,700	76 U	28,300	12,800	76.0 U	45,300	114,000	58,500	41,800	28,100	7,250	154,000	76 U	141,000	Not Listed
Manganese	85.1	10.0 U	552	86.4	10.0 U	281	57.6	10.0 U	468	707	22.4 J	184	585.0	76.7	128	10 U	71.1	300
Mercury	0.067 U	0.028 U	0.028 U	0.028 U	0.032 J	0.078 J	0.028 U	0.028 U	0.061 J	0.062 J	0.084 J	0.028 U	0.028 U	0.028 U	0.028 U	0.028 U	0.068 J	0.7
Nickel	2.1 J	1.9 J	4.9 J	0.94 J	0.85 U	11.1 J	1.4 J	0.85 U	2.3 J	7.1 J	0.9 J	13.5 J	1.2 J	0.85 U	5.4 J	0.85 U	4.7 J	100
Potassium	12,200	7,890	8,660	14,000	116 U	16,800	7,470	76.9 U	20,600	29,400	2,300	3,680	6,840	12,100	42,800	160 U	27,600 J	Not Listed
Selenium	12.0 U	12.0 U	12.0 U	12.0 U	12.0 U	12.0 U	12.0 U	12.0 U	12.0 U	12.0 U	12.0 U	12.0 U	12.0 U	12.0 U	12.0 U	12.0 U	12.0 U	10
Silver	6.9 U	6.9 U	6.9 U	6.9 U	6.9 U	6.9 U	6.9 U	6.9 U	6.9 U	6.9 U	6.9 U	6.9 U	6.9 U	6.9 U	6.9 U	6.9 U	6.9 U	50
Sodium	104,000	72,700	73,300	202,000	159 J	25,000	256,000	518 J	577,000	654,000	145,000	126,000	32,700	1,030,000	46,800	738 J	3,470,000	Not Listed
Thallium	6.2 U	6.2 U	6.2 U	6.2 U	6.2 U	6.2 U	6.2 U	6.2 U	6.2 U	6.2 U	6.2 U	6.2 U	6.2 U	6.2 U	6.2 U	6.2 U	6.2 U	Not Listed
Vanadium	1.1 U	1.1 U	1.1 U	1.1 U	1.1 U	1.1 U	1.1 U	1.1 U	1.1 U	2.3 J	1.1 U	1.1 U	1.1 U	1.1 U	1.1 U	1.1 U	1.1 U	Not Listed
Zinc	5.9 J	13.6 J	3,320	6.3 J	4.9 U	11.9 J	4.9 U	4.9 U	4.9 U	7.6 J	4.9 U	24.9 J	4.9 U	13.5 J	9.8 J	4.9 U	7.4 J	Not Listed

Table 7d
690 Saint Paul Street
NYSDEC Brownfield Cleanup Program Remedial Investigation
NYSDEC BCP ID No. C828159

Summary of Detected Pesticides in Dedicated Monitoring Well Groundwater Samples
Results in Micrograms per Liter (µg/L)

Sample ID	Groundwater Samples																				NYSDEC Part 703 Groundwater Standards
	690-BW-01	***BW-01 (Oil)	690-BW-02	690-BW-2 (DUPLICATE)	690-BW-03	690-BW-04	690-FIELD BLANK	690-BW-07	690-BW-07-DUP-1	690-BW-08	690-BW-05	***690-BW-5-Oil	690-BW-06	***RECN+S (Oil)	690-MW-07	690-MW-06	690-MW-10	690-MW-09	690-BW-5	690-FIELD BLANK	690-MW-5	
Area of Concern	AOC #6	AOC #6	AOC #6	AOC #6	AOC #6	AOC #1	NA	AOC #1	AOC #1	AOC #8	AOC #1	AOC #1	AOC #1	AOC #6	AOC #8	AOC #8	AOC #2	AOC #2	AOC #1	NA	AOC #2	
Sample Interval*	9.8'-17.3' BGS	9.8'-17.3' BGS	7'-17' BGS	7'-17' BGS	9.8'-19.8' BGS	5.7'-13.2' BGS	NA	11'-21' BGS	11'-21' BGS	14.5'-24.5' BGS	8.7'-18.7' BGS	8.7'-18.7' BGS	4.5'-14.5' BGS	~7'-9' BGS	1.9'-11.9' BGS	5.3'-10.3' BGS	6.30'-11.30' BGS	6.25'-11.25' BGS	8.7'-18.7' BGS	NA	6.7'-11.7' BGS	
Sample Collection Date	9/15/10	11/11/2010	9/15/10	9/15/10	9/15/10	9/15/10	9/15/10	11/10/10	11/10/10	11/10/10	11/11/10	11/11/2010	11/11/10	11/11/2010	11/2/12	11/2/12	11/1/12	11/1/12	11/1/12	11/2/12	1/18/2013	
Pesticides																						
alpha-BHC	0.050 U	51 U	0.050 UJ	0.050 UJ	0.050 UJ	0.050 U	0.050 UJ	0.050 U	0.050 U	0.050 U	0.050 U	51 U	0.050 U	510 U	0.050 U	0.050 U	0.050 U	0.050 U	0.050 U	0.050 U	0.050 U	0.01
beta-BHC	0.050 U	51 U	0.050 UJ	0.050 UJ	0.050 UJ	0.050 U	0.050 UJ	0.050 U	0.050 U	0.050 U	0.050 U	51 U	0.050 U	510 U	0.050 U	0.050 U	0.050 U	0.050 U	0.050 U	0.050 U	0.050 U	0.04
delta-BHC	0.050 U	51 U	0.050 UJ	0.050 UJ	0.050 UJ	0.050 U	0.050 UJ	0.050 U	0.050 U	0.050 U	0.36 J	51 U	0.050 U	510 U	0.050 U	0.050 U	0.050 U	0.050 U	0.050 U	0.050 U	0.050 U	0.04
gamma-BHC (Lindane)	0.050 U	51 U	0.050 UJ	0.050 UJ	0.050 UJ	0.050 U	0.050 UJ	0.050 U	0.050 U	0.050 U	0.16 J	51 U	0.050 U	510 U	0.050 U	0.050 U	0.050 U	0.050 U	0.23 J	0.050 U	0.050 U	0.05
Heptachlor	0.050 U	51 U	0.050 UJ	0.050 UJ	0.050 UJ	0.050 U	0.050 UJ	0.050 U	0.050 U	0.050 U	0.55 J	51 U	0.050 U	510 U	0.050 U	0.050 U	0.050 U	0.050 U	0.050 U	0.050 U	0.050 U	0.04
Aldrin	0.050 U	51 U	0.050 UJ	0.050 UJ	0.050 UJ	0.050 U	0.050 UJ	0.050 U	0.050 U	0.050 U	0.050 U	51 U	0.050 U	510 U	0.050 U	0.050 U	0.050 U	0.050 U	0.050 U	0.050 U	0.050 U	50
Heptachlor Epoxide	0.050 U	51 U	0.050 UJ	0.050 UJ	0.050 UJ	0.050 U	0.050 UJ	0.050 U	0.050 U	0.050 U	0.050 U	51 U	0.050 U	2,500 J	0.050 U	0.050 U	0.050 U	0.050 U	0.050 U	0.050 U	0.050 U	0.03
Endosulfan I	0.050 U	51 U	0.050 UJ	0.050 UJ	0.050 UJ	0.050 U	0.050 UJ	0.050 U	0.050 U	0.050 U	0.050 U	51 U	0.050 U	510 U	0.050 U	0.050 U	0.050 U	0.050 U	0.050 U	0.050 U	0.050 U	Not Determined
Dieldrin	0.10 J	99 U	0.10 UJ	0.10 UJ	0.10 UJ	0.10 U	0.10 UJ	0.10 U	0.10 U	0.10 U	0.10 U	99 U	0.10 U	1,800 J	0.10 U	0.10 U	0.10 U	0.10 U	0.10 U	0.10 U	0.10 U	0.004
4,4'-DDE	0.10 U	99 U	0.10 UJ	0.10 UJ	0.10 UJ	0.10 U	0.10 UJ	0.10 U	0.10 U	0.10 U	0.10 U	220	0.10 U	1,200 J	0.10 U	0.10 U	0.10 U	0.10 U	0.10 U	0.10 U	0.10 U	0.2
Endrin	0.10 U	99 U	0.10 UJ	0.10 UJ	0.10 UJ	0.10 U	0.10 UJ	0.10 U	0.10 U	0.10 U	0.10 U	99 U	0.10 U	990 U	0.10 U	0.10 U	0.10 U	0.10 U	0.10 U	0.10 U	0.10 U	50
Endosulfan II	0.10 U	99 U	0.10 UJ	0.10 UJ	0.10 UJ	0.10 U	0.10 UJ	0.10 U	0.10 U	0.10 U	0.10 U	350 J	0.10 U	990 U	0.10 U	0.10 U	0.10 U	0.10 U	0.10 U	0.10 U	0.10 U	50
4,4'-DDD	0.10 U	99 U	0.10 UJ	0.10 UJ	0.10 UJ	0.10 U	0.10 UJ	0.10 U	0.10 U	0.10 U	0.10 U	650 J	0.10 U	3,300 J	0.10 U	0.10 U	0.10 U	0.10 U	0.10 U	0.10 U	0.10 U	0.3
Endosulfan Sulfate	0.10 U	99 U	0.10 UJ	0.10 UJ	0.10 UJ	0.10 U	0.10 UJ	0.10 U	0.10 U	0.10 U	0.10 U	99 U	0.10 U	1,100 J	0.10 U	0.10 U	0.10 U	0.10 U	0.10 U	0.10 U	0.10 U	50
4,4'-DDT	0.10 U	99 U	0.10 UJ	0.10 UJ	0.10 UJ	0.10 U	0.10 UJ	0.10 U	0.10 U	0.10 U	0.10 U	99 U	0.10 U	6,200 J	0.10 U	0.10 U	0.10 U	0.10 U	0.10 U	0.10 U	0.10 U	0.2
Methoxychlor	0.050 U	510 U	0.050 UJ	0.050 UJ	0.050 UJ	0.050 U	0.050 UJ	ND<0.50 U	0.050 U	ND<0.50 U	0.050 U	510 U	0.050 U	5,100 U	0.050 U	0.050 U	0.050 U	0.050 U	0.050 U	0.050 U	0.050 U	35
Endrin Ketone	0.10 U	99 U	0.10 UJ	0.10 UJ	0.10 UJ	0.10 U	0.10 UJ	0.10 U	0.10 U	0.10 U	0.10 U	99 U	0.10 U	990 U	0.10 U	0.10 U	0.10 U	0.10 U	0.10 U	0.10 U	0.10 U	Not Listed
Endrin Aldehyde	0.10 U	99 U	0.10 UJ	0.10 UJ	0.10 UJ	0.10 U	0.10 UJ	0.10 U	0.10 U	0.10 U	0.10 U	99 U	0.10 U	990 U	0.10 U	0.10 U	0.10 U	0.10 U	0.10 U	0.10 U	0.10 U	Not Listed
alpha-Chlordane	0.050 U	51 U	0.050 UJ	0.050 UJ	0.050 UJ	0.050 U	0.050 UJ	0.050 U	0.050 U	0.050 U	0.050 U	51 U	0.050 U	510 U	0.050 U	0.050 U	0.050 U	0.050 U	0.050 U	0.050 U	0.050 U	0.05
gamma-Chlordane	0.050 U	51 U	0.050 UJ	0.050 UJ	0.050 UJ	0.050 U	0.050 UJ	0.050 U	0.050 U	0.050 U	0.050 U	330 J	0.050 U	940 J	0.050 U	0.050 U	0.050 U	0.050 U	0.050 U	0.050 U	0.050 U	0.05
Toxaphene	5 U	5,100 U	5 UJ	5 UJ	5 UJ	5 U	5 UJ	5 U	5 U	5 U	5 U	5,100 U	5 U	51,000 U	5 U	5 U	5 U	5 U	5 U	5 U	5 U	0.06
Total Pesticides	0.100 J	None Detected	None Detected	None Detected	None Detected	None Detected	None Detected	None Detected	None Detected	None Detected	1.07	1,550	None Detected	17,040	None Detected	None Detected	None Detected	None Detected	0.230	None Detected	None Detected	*Not Available*

Notes:
Pesticide analysis by United States Environmental Protection Agency (USEPA) Method SW846 8081.
P = Used for CLP methodology only. For pesticide analytes, when a difference for detected concentrations between the two GC columns is greater than 25%, the lower of the two values is reported on the data page and flagged with a "P".
Highlighted type indicates that the constituent was detected at a concentration above the NYSDEC Part 703 Groundwater Standards.
Indicates sample is a DUPLICATE of the sample preceding this sample.
*Refers to screened interval or length of open rock, depending on well construction.
***This is a sample of product and is not representative of pesticide concentrations in dissolved groundwater. Recovery wells RW-West and RW-East were previously designated REC-N and REC-S.

Table 7e
690 Saint Paul Street
NYSDEC Brownfield Cleanup Program Remedial Investigation
NYSDEC BCP ID No. C828159

Summary of Detected Polychlorinated Biphenyls in Dedicated Monitoring Well Groundwater Samples
Results in Micrograms per Liter (µg/L)

Sample ID	Groundwater Samples																			NYSDEC Part 703 Groundwater Standards
	690-BW-07	690-BW-7-DUP-1	690-BW-08	690-BW-05	***690-BW-05 - Oil	690-BW-06	690-FIELD BLANK	690-BW-01	***BW-01 (Oil)	***RECN+S (Oil)	690-BW-02	690-BW-2 (DUPLICATE)	690-BW-03	690-BW-04	690-MW-07	690-MW-06	690-MW-10	690-MW-09	690-MW-FIELD BLANK	690-MW-5	
Area of Concern	AOC #1	AOC #1	AOC #8	AOC #1	AOC #1	AOC #1	NA	AOC #6	AOC #6	AOC #6	AOC #6	AOC #6	AOC #6	AOC #1	AOC #8	AOC #8	AOC #2	AOC #2	NA	AOC #2	
Sample Interval*	11'-21' BGS	11'-21' BGS	14.5'-24.5' BGS	8.7'-18.7' BGS	8.7'-18.7' BGS	4.5'-14.5' BGS	NA	9.8'-17.3' BGS	9.8'-17.3' BGS	~7'-9' BGS	7'-17' BGS	7'-17' BGS	9.8'-19.8' BGS	5.7'-13.2' BGS	1.9'-11.9' BGS	5.3'-10.3' BGS	6.30'-11.30' BGS	6.25'-11.25' BGS	NA	6.7'-11.7' BGS	
Sample Collection Date	11/10/10	11/10/10	11/11/10	11/11/10	11/11/10	11/10/10	9/15/10	9/15/10	11/11/2010	11/11/2010	9/15/10	9/15/10	9/15/10	9/15/10	11/2/12	11/2/12	11/1/12	11/1/12	11/2/12	1/18/2013	
PCBs																					
Aroclor 1016	1.0 U	1.0 U	1.0 U	1.0 U	990 U	1.0 U	1.1 UJ	1.0 U	990 U	9900 U	1.0 UJ	1.3 U	1.0 U	1.0 UJ	1.0 U	1.0 U	1.0 U	1.0 U	1.0 U	1.0 U	N/A
Aroclor 1221	1.0 U	1.0 U	1.0 U	1.0 U	990 U	1.0 U	1.1 UJ	1.0 U	990 U	9900 U	1.0 UJ	1.3 U	1.0 U	1.0 UJ	1.0 U	1.0 U	1.0 U	1.0 U	1.0 U	1.0 U	N/A
Aroclor 1232	1.0 U	1.0 U	1.0 U	1.0 U	990 U	1.0 U	1.1 UJ	1.0 U	990 U	9900 U	1.0 UJ	1.3 U	1.0 U	1.0 UJ	1.0 U	1.0 U	1.0 U	1.0 U	1.0 U	1.0 U	N/A
Aroclor 1242	1.0 U	1.0 U	1.0 U	1.0 U	990 U	1.0 U	1.1 UJ	1.0 U	990 U	9900 U	1.0 UJ	1.3 U	1.0 U	1.0 UJ	1.0 U	1.0 U	1.0 U	1.0 U	1.0 U	1.0 U	N/A
Aroclor 1248	1.0 U	1.0 U	1.0 U	1.0 U	990 U	1.0 U	1.1 UJ	1.0 U	990 U	9900 U	1.0 UJ	1.3 U	1.0 U	1.0 UJ	1.0 U	1.0 U	1.0 U	1.0 U	1.0 U	1.0 U	N/A
Aroclor 1254	1.0 U	1.0 U	1.0 U	1.0 UJ	12,000 J	1.0 U	1.1 UJ	1.0 U	990 U	83,000 J	1.0 UJ	1.3 U	1.0 U	1.0 UJ	1.0 U	1.0 U	1.0 U	1.0 U	1.0 U	1.0 U	N/A
Aroclor 1260	1.0 U	1.0 U	1.0 U	1.0 U	990 U	1.0 U	1.1 UJ	1.0 U	990 U	9900 U	1.0 UJ	1.3 U	1.0 U	1.0 UJ	1.0 U	1.0 U	1.0 U	1.0 U	1.0 U	1.0 U	N/A
Total PCBs	None Detected	None Detected	None Detected	None Detected	12,000	None Detected	None Detected	None Detected	None Detected	83,000	None Detected	None Detected	None Detected	None Detected	None Detected	None Detected	None Detected	None Detected	None Detected	None Detected	0.09

Notes:
PCB analysis by United States Environmental Protection Agency (USEPA) Method SW846 8082.
Indicates sample is a DUPLICATE of the sample preceding this sample.
*Refers to screened interval or length of open rock, depending on well construction.
***This is a sample of product and is not representative of pesticide concentrations in dissolved groundwater. Recovery wells RW-West and RW-East were previously designated REC-N and REC-S.
Highlighted type indicates that the constituent was detected at a concentration above the NYSDEC Part 703 Groundwater Standards.

690 Saint Paul Street
NYSDEC Brownfield Cleanup Program Remedial Investigation
NYSDEC BCP ID No. C828159

Table 8 – Absorbent Sock Samples

Table 8
690 Saint Paul Street
NYSDEC Brownfield Cleanup Program Interim Remedial Measure
NYSDEC BCP ID No. C828159

Summary of Absorbent Sock Samples - Volatile Organic Compounds (VOCs)
Results in Milligrams per Kilogram (Mg/Kg) or Parts Per Million (PPM)

Sample ID	Sock BW-05 (AOC #1)		Sock BW-10 (AOC #1)	
Sample Collection Date	2/13/12		2/17/12	
Volatile Organic Compounds				
Chloromethane	<0.073	U	<0.107	U
Vinyl chloride	<0.073	U	<0.107	U
1,1-Dichloroethene	<0.073	U	<0.107	U
Acetone	1.380		3.570	B
Carbon disulfide	<0.073	U	<0.107	U
Methylene chloride	<182	U	<0.268	U
trans-1,2-dichloroethene	<0.073	U	<0.107	U
1,1-Dichloroethane	<0.073	U	<0.107	U
2-Butanone	<0.365	U	<0.536	U
cis-1,2-dichloroethene	2.600		<0.107	U
Chloroform	<0.073	U	<0.107	U
Chloroethane	<0.073	U	<0.107	U
1,2-Dichloroethane	<0.073	U	<0.107	U
Benzene	<0.073	U	<0.107	U
Trichloroethene	3.010		0.223	
Toluene	<0.073	U	<0.107	U
1,1,2-Trichloroethane	<0.073	U	<0.107	U
Tetrachloroethene	<0.073	U	<0.107	U
Ethylbenzene	0.141		<0.107	U
m,p-Xylene	0.298		<0.107	U
o-Xylene	0.146		<0.107	U
n-Butylbenzene	0.103		0.258	
sec-Butylbenzene	<0.073	U	0.234	
tert-Butylbenzene	<0.073	U	<0.107	U
n-Propylbenzene	<0.073	U	0.362	
Isopropylbenzene	0.0819		0.176	
p-Isopropyltoluene	<0.073	U	<0.107	U
Naphthalene	<0.268	U	<0.268	U
1,2,4-Trimethylbenzene	0.0863		0.324	
1,3,5-Trimethylbenzene	<0.073	U	<0.107	U
Methyl tert-butyl Ether	<0.073	U	<0.107	U
1,2-Dichlorobenzene	<0.073	U	<0.107	U
Total VOCs	7.8462		5.14700	
Total Petroleum Hydrocarbons (Lube Oil)	3,930		7,030	

Notes:

VOC analysis by United States Environmental Protection Agency (USEPA) Method SW846 8260.

Absorbant socks were analyzed following removal and homogenization of the contaminated portion of each sock.

B – Indicates that the laboratory's method blank detected trace levels of this analyte.

U - Indicates that the analyte was not detected.

NA = Not Applicable or Not Available

690 Saint Paul Street
NYSDEC Brownfield Cleanup Program Remedial Investigation
NYSDEC BCP ID No. C828159

Table 9 – Field Readings

Remedial Investigation Report
690 St. Paul Street, Rochester, New York
NYSDEC Brownfield Cleanup Program ID No. C828159
Summary of Photoionization Detection Meter (PID) and Ludlum Radiation Readings

Soil Boring	Date	Depth of Sample Screened													
		0'–2'		2'–4'		4'–6'		6'–8'		8'–10'		10'-12'		12'-14'	
		PID Reading (ppm)	Ludlum Radiation Reading (µrem/hr.)	PID Reading (ppm)	Ludlum Radiation Reading (µrem/hr.)	PID Reading (ppm)	Ludlum Radiation Reading (µrem/hr.)	PID Reading (ppm)	Ludlum Radiation Reading (µrem/hr.)	PID Reading (ppm)	Ludlum Radiation Reading (µrem/hr.)	PID Reading (ppm)	Ludlum Radiation Reading (µrem/hr.)	PID Reading (ppm)	Ludlum Radiation Reading (µrem/hr.)
SB-14	3/24/2010	0.0	13	0.0	13	1.1	12	0.0	12	----	----	----	----	----	----
SB-15	3/24/2010	0.6	11	6.2	11	0.0	13	----	----	----	----	----	----	----	----
SB-16	3/24/2010	0.2	13	0.0	13	----	----	----	----	----	----	----	----	----	----
SB-17	3/24/2010	1.9	13	0.0	13	----	----	----	----	----	----	----	----	----	----
SB-18	3/24/2010	0.0	19	22.1	19	34.3	22	29.2	22	----	----	----	----	----	----
SB-19	4/2/2010	0.0	13	0.1	13	0.0	19	0.0	13	1.8	13	----	----	----	----
SB-20	3/24/2010	0.0	20	0.3	20	0.0	16	1.6	16	----	----	----	----	----	----
SB-21	4/2/2010	0.0	30	0.0	30	0.0	18	0.0	18	----	----	----	----	----	----
SB-22	6/22/2010	0.0	13	0	82	----	----	----	----	----	----	----	----	----	----
SB-23	6/22/2010	0.0	11	0.0	13	0.0	12	----	----	----	----	----	----	----	----
SB-24	9/22/2010	0.0	66	0.0	35	----	----	----	----	----	----	----	----	----	----
SB-25	9/22/2010	0.0	20	0.0	35	0.0	40	0.0	25	0.0	30	0.0	20	----	----
SB-26	6/24/2010	0.0	7	0.0	12	0.0	9	0.0	9	0.0	12	1,359	14	----	----
SB-27	9/22/2010	0.0	40	0.0	33	0.0	20	0.0	30	107	35	113	20	----	----
SB-28	6/24/2010	0.0	18	0.0	12	0.0	9	0.0	13	0.0	11	----	----	----	----
SB-29	9/24/2011	0.0	52	0.0	46	0.0	35	0.0	91	0.0	14	----	----	----	----
SB-30	9/24/2010	0.0	66	0.0	59	0.0	14	0.0	32	0.0	38	----	----	----	----
SB-31	9/28/2010	0.0	88	----	----	----	----	----	----	----	----	----	----	----	----
SB-32	6/23/2010	0.0	13	----	----	----	----	----	----	----	----	----	----	----	----
SB-33	6/23/2010	0.0	12	----	----	----	----	----	----	----	----	----	----	----	----
SB-34	9/28/2010	0.0	29	----	----	----	----	----	----	----	----	----	----	----	----
SB-35	6/23/2010	0.0	10	0.0	19	----	----	----	----	----	----	----	----	----	----
SB-36	6/23/2010	0.0	8	0.0	6	----	----	----	----	----	----	----	----	----	----
SB-37	9/28/2010	0.0	39	0.0	68	----	----	----	----	----	----	----	----	----	----
SB-38	6/23/2010	0.0	6	----	----	----	----	----	----	----	----	----	----	----	----
SB-39	9/27/2010	0.0	18	----	----	----	----	----	----	----	----	----	----	----	----
SB-40	9/27/2010	0.0	44	----	----	----	----	----	----	----	----	----	----	----	----
SB-41	9/27/2010	0.0	38	----	----	----	----	----	----	----	----	----	----	----	----
SB-42	6/23/2010	0.0	18	0.0	21	----	----	----	----	----	----	----	----	----	----
SB-43	9/28/2010	0.0	42	0.0	30.0	----	----	----	----	----	----	----	----	----	----
SB-44	6/23/2010	0.0	17	0.0	13	----	----	----	----	----	----	----	----	----	----
SB-45	6/23/2010	0.0	16	0.0	13.0	----	----	----	----	----	----	----	----	----	----
SB-46	6/23/2010	0.0	24	0.0	19	----	----	----	----	----	----	----	----	----	----
SB-47	6/23/2010	0.0	12	0.0	11	----	----	----	----	----	----	----	----	----	----
SB-48	9/28/2010	0.0	28	0.0	92	----	----	----	----	----	----	----	----	----	----
SB-49	9/28/2010	0.0	52	----	----	----	----	----	----	----	----	----	----	----	----
SB-50	9/28/2010	0.0	42	0.0	18	----	----	----	----	----	----	----	----	----	----
SB-51	6/23/2010	0.0	10	0.0	11	----	----	----	----	----	----	----	----	----	----
SB-52	6/23/2010	0.0	11	0.1	7	----	----	----	----	----	----	----	----	----	----
SB-53	6/22/2010	3.7	9	4.6	11	----	----	----	----	----	----	----	----	----	----
SB-54	9/28/2010	0.0	77	0.0	29	----	----	----	----	----	----	----	----	----	----
SB-55	9/25/2010	0.0	39	----	----	----	----	----	----	----	----	----	----	----	----
SB-56	6/22/2010	0.0	15	0.0	9	0.0	8	----	----	----	----	----	----	----	----
SB-57	9/23/2010	0.0	119	0.0	86	0.0	35	----	----	----	----	----	----	----	----
SB-58	9/23/2010	0.0	119	0.0	86	0.0	35	----	----	----	----	----	----	----	----
SB-59	3/24/2010	0.0	46	0.0	91	0.0	42	----	----	----	----	----	----	----	----
SB-60	9/23/2010	0.0	62	0.0	110	0.0	42	0.0	53	----	----	----	----	----	----
SB-61	6/24/2010	0.0	11	0.0	9	0.0	10	0.0	8	----	----	----	----	----	----
SB-61(2)	9/24/2010	0.0	19	0.0	58	0.0	39	0.0	26	----	----	----	----	----	----
SB-62	9/24/2010	0.0	13	0.0	29	0.0	35	0.0	71	----	----	----	----	----	----
SB-63	9/23/2010	0.0	34	0.0	72	0.0	18	0.0	42	----	----	----	----	----	----
SB-64	6/24/2010	0.0	6	0.0	9	0.0	8	0	10.0	----	----	----	----	----	----
SB-65	6/24/2010	0.0	9	0.0	8	0.0	10	----	----	----	----	----	----	----	----
SB-66	6/24/2010	0.0	9	0.0	11	0.0	9	----	----	----	----	----	----	----	----

Remedial Investigation Report
690 St. Paul Street, Rochester, New York
NYSDEC Brownfield Cleanup Program ID No. C828159
Summary of Photoionization Detection Meter (PID) and Ludlum Radiation Readings

Soil Boring	Date	Depth of Sample Screened													
		0'–2'		2'–4'		4'–6'		6'–8'		8'–10'		10'-12'		12'-14'	
		PID Reading (ppm)	Ludlum Radiation Reading (µrem/hr.)	PID Reading (ppm)	Ludlum Radiation Reading (µrem/hr.)	PID Reading (ppm)	Ludlum Radiation Reading (µrem/hr.)	PID Reading (ppm)	Ludlum Radiation Reading (µrem/hr.)	PID Reading (ppm)	Ludlum Radiation Reading (µrem/hr.)	PID Reading (ppm)	Ludlum Radiation Reading (µrem/hr.)	PID Reading (ppm)	Ludlum Radiation Reading (µrem/hr.)
SB-67	6/22/2010	0.0	14	0.0	12	0.0	13	0.0	10	0.0	13	0.0	11	----	----
SB-68	6/22/2010	0.0	28	0.0	110	0.0	25	0.0	32	112	86	----	----	----	----
SB-69	9/24/2010	0.0	52	0.0	94	0.0	52	0.0	13	----	----	----	----	----	----
SB-70	6/22/2010	0.0	16	0.0	21	0.0	15	0.0	17	0.0	14	0.0	17	----	----
SB-71	9/23/2010	0.0	49	0.0	68	0.0	32	0.0	92	0.0	53	0.0	13	----	----
SB-72	6/22/2010	0.0	8	0.0	10	0.0	11	0.0	16	0.0	8	0.0	8	----	----
SB-73	9/23/2010	0.0	51	0.0	98	0.0	105	0.0	128	0.0	39	0.0	56	----	----
SB-74	9/23/2010	0.0	74	0.0	56	0.0	61	0.0	16	0.0	38	0.0	16	----	----
SB-75	9/27/2010	0.0	43	0.0	16	0.0	35	3.0	18	----	----	----	----	----	----
SB-76	3/24/2010	0.0	17	0.0	17	0.0	21	0.0	21	----	----	----	----	----	----
SB-77	3/24/2010	0.0	13	0.2	13	0.2	21	0.2	19	----	----	----	----	----	----
SB-78	9/27/2010	0.0	39	0.0	14	0.0	43	21.6	54	----	----	----	----	----	----
SB-79	3/25/2010	0.0	20	0.2	20	----	----	----	----	----	----	----	----	----	----
SB-80	3/25/2010	0.0	12	8.3	12	----	----	----	----	----	----	----	----	----	----
SB-81	9/27/2010	0.0	13	0.0	29	0.0	18	0.0	47	----	----	----	----	----	----
SB-82	9/27/2010	0.0	39	0.0	55	0.0	25	0.0	51	----	----	----	----	----	----
SB-83	6/25/2010	0.0	12	0.0	11	0.0	9	0.0	7	0.0	6	----	----	----	----
SB-84	6/25/2010	0.0	15	0.0	13	0.0	8	0.0	6	0.0	8	----	----	----	----
SB-85	6/25/2010	0.0	13	0.0	15	312	9.0	----	----	----	----	----	----	----	----
SB-86	6/25/2010	0.0	8	0.0	7	0.0	5.0	0.0	5	----	----	----	----	----	----
SB-87	6/25/2010	0.0	10	0.0	9	0.0	8.0	----	----	----	----	----	----	----	----
SB-88	6/25/2010	0.0	10	0.0	8	0.0	6.0	----	----	----	----	----	----	----	----
SB-89	6/25/2010	Completed In Former Nurses' Suite (Room 112) - Shallow Soil Sample													
SB-90	6/25/2010	Completed In Former Nurses' Suite (Room 112) - Shallow Soil Sample													
SB-91	9/22/2010	0.0	35	0.0	46	----	----	----	----	----	----	----	----	----	----
SB-92	9/22/2010	0.0	66	0.0	34	0.0	52	0.0	94	----	----	----	----	----	----
SB-93	9/22/2010	0.0	65	0.0	13	0.0	33	1.4	95	5.6	66	1.3	92	----	----
SB-94	9/23/2010	0.0	26	0.0	8	0.0	39	0.0	12	0.0	11	0.0	39	----	----
SB-95	9/22/2010	0.0	34	0.0	12	0.0	10	0.0	22	----	----	----	----	----	----
SB-96	9/22/2010	0.0	33	0.0	59	0.0	15	----	----	----	----	----	----	----	----
SB-97	9/22/2010	3.0	35	3.0	62	0.0	15	----	----	----	----	----	----	----	----
SB-98	9/22/2010	3.0	125	3.0	63	0.0	97	0.0	32	----	----	----	----	----	----
SB-99	9/22/2010	Could Not Be Advanced Due To Shallow Concrete Slab Refusal													
SB-100	9/22/2010	3.0	32	130	44	139	76	----	----	----	----	----	----	----	----
SB-101	9/22/2010	0.9	92	0.9	112	0.0	74	----	----	----	----	----	----	----	----
SB-102	9/27/2010	0.0	22	0.0	45	----	----	----	----	----	----	----	----	----	----
SB-103	9/27/2010	0.0	91	0.0	57	0.0	48	51.4	16	----	----	----	----	----	----
SB-104	9/27/2010	0.0	24	0.0	95	0.0	33	3.7	45	----	----	----	----	----	----
SB-105	9/27/2010	0.0	31	0.0	47	0.0	8	0.0	84	----	----	----	----	----	----
SB-106(A)	10/7/2010	0.0	5	0.0	52	0.0	65	0.0	19	0.0	54	2.9	34	----	----
SB-107	9/26/2010	0.0	110	0.0	65	0.0	16	0.0	92	0.0	83	0.0	33	----	----
SB-108	9/28/2010	0.0	19	----	----	----	----	----	----	----	----	----	----	----	----
SB-109	10/7/2010	Advanced Only to Collect SP-15 Groundwater Sample (No Soils Screened/Collected)													
SB-110	10/7/2010	Advanced Only to Collect SP-15 Groundwater Sample (No Soils Screened/Collected)													
SB-111	10/7/2010	Advanced Only to Collect SP-15 Groundwater Sample (No Soils Screened/Collected)													
SB-112	10/7/2010	Advanced Only to Collect SP-15 Groundwater Sample (No Soils Screened/Collected)													
SB-113	10/7/2010	Advanced Only to Collect SP-15 Groundwater Sample (No Soils Screened/Collected)													
SB-114	10/7/2010	Advanced Only to Collect SP-15 Groundwater Sample (No Soils Screened/Collected)													
SB-115	10/7/2010	Advanced Only to Collect SP-15 Groundwater Sample (No Soils Screened/Collected)													
SB-116	10/7/2010	Advanced Only to Collect SP-15 Groundwater Sample (No Soils Screened/Collected)													
SB-117	10/7/2010	Advanced Only to Collect SP-15 Groundwater Sample (No Soils Screened/Collected)													
SB-118	10/7/2010	Advanced Only to Collect SP-15 Groundwater Sample (No Soils Screened/Collected)													
SB-119	10/7/2010	0.0	23	0.0	5	0.0	36	0.0	98	0.0	23	0.0	18	----	----
SB-120	10/7/2010	0.0	52	0.0	96	0.0	12	0.0	64	0.0	56	0.0	19	----	----
SB-121	10/7/2010	Advanced Only to Collect SP-15 Groundwater Sample (No Soils Screened/Collected)													
SB-122	10/7/2010	0.0	15	0.0	32	0.0	46	0.0	48	0.0	45	0.0	85	----	----
SB-123	10/7/2010	0.0	13	0.0	85	0.0	37	0.0	76	0.0	85	0.0	51	----	----

Remedial Investigation Report
690 St. Paul Street, Rochester, New York
NYSDEC Brownfield Cleanup Program ID No. C828159
Summary of Photoionization Detection Meter (PID) and Ludlum Radiation Readings

Soil Boring	Date	Depth of Sample Screened													
		0'–2'		2'–4'		4'–6'		6'–8'		8'–10'		10'-12'		12'-14'	
		PID	Ludlum	PID	Ludlum	PID	Ludlum	PID	Ludlum	PID	Ludlum	PID	Ludlum	PID	Ludlum
SB-124	10/7/2010	Advanced Only to Install Groundwater Monitoring Well (MW-8) (No Soils Screened/Collected)													
SB-125	10/19/2010	0.0	9	0.0	2	0.0	3	0.0	5	9.4	4	20.9	3	----	----
SB-A1	3/24/2010	0.0	22	0.0	2.3	0.0	0.8	17	----	----	----	----	----	----	----
SB-A2	3/24/2010	0.0	17	0.0	17	0.0	20	0.8	20	----	----	----	----	----	----
SB-A4	3/24/2010	0.0	25	0.0	25	----	----	----	----	----	----	----	----	----	----
SB-A4(A)	3/25/2010	0.0		0.1	14	0.2	16	0.4	16	----	----	----	----	----	----
SB-A5	3/25/2010	0.0	18	0.1	18	----	----	----	----	----	----	----	----	----	----
SB-A6	3/25/2010	0.0	14	1.3	14	----	----	----	----	----	----	----	----	----	----
SB-A7	3/25/2010	0.8	11	0.0	11	----	----	----	----	----	----	----	----	----	----
SB-A8	3/24/2010	0.4	13	0.0	13	0.3	13	0.0	13	----	----	----	----	----	----
SB-A	3/25/2010	0.2	24	0.0	24	22	18	----	----	----	----	----	----	----	----
MW-5	6/22/2010	0.0	5	0.0	8	0.0	11	0.0	18	0.0	11	0.0	18	----	----
MW-6	6/22/2010	0.0	12	0.0	18	5.3	15	0.0	14	0.0	12	0.0	8	----	----
SG-1	6/25/2010	0.0	20	0.0	22	5.3	15	0.0	12	0.0	18	----	----	----	----
SG-2	6/24/2010	0.0	12	0.0	17	5.3	12	0.0	12	----	----	----	----	----	----
SG-3	6/24/2010	0.0	20	0.0	7	0.0	11	0.0	10	----	----	----	----	----	----
SG-4	6/25/2010	0.0	9	0.0	11	0.0	9	0.0	8	----	----	----	----	----	----
SG-5	6/22/2010	0.0	12	0.0	21	0.0	7	0.0	12	308	10	171	11	----	----
SG-6	6/22/2010	0.0	11	0.0	10	0.0	19	0.0	20	0.0	11	0.0	10	----	----
BW-5	10/20/2010	0.0	2.4	270	3.5	27.9	2.2	----	----	----	----	----	----	----	----
BW-6	10/21/2010	0.0	1.4	0.0	1.4	----	----	----	----	----	----	----	----	----	----
BW-7	10/21/2010	0.0	1.4	0.0	3.8	0.0	3.9	0.0	11.1	0.0	1.9	----	----	----	----
BW-8	10/19/2010	0.0	3.0	----	----	0.1	3.9	0.2	3.8	5.4	3.9	22.1	4.0	----	----
BW-9*	1/17/2012	0.0	----	0.0	----	0	----	49.4	----	33.7	----	----	----	----	----
BW-10*	1/17/2012	0.0	----	0.0	----	9.6	----	146	----	----	----	----	----	----	----
BW-11*	1/18/2012	0.0	----	0.0	----	0.0	----	----	----	----	----	----	----	----	----
BW-12*	1/19/2012	0.0	----	1.6	----	0.0	----	----	----	----	----	----	----	----	----
BW-13	5/14/2012-5/17/2012	Advanced Only to Install Groundwater Monitoring Well (BW-13) (No Soils Screened/Collected)													
SS-1	12/28/2009	0.0	19	----	----	----	----	----	----	----	----	----	----	----	----
SS-2	12/28/2009	0.0	19	----	----	----	----	----	----	----	----	----	----	----	----
SS-3	12/28/2009	0.0	12	----	----	----	----	----	----	----	----	----	----	----	----
SS-4	12/28/2009	0.0	19	----	----	----	----	----	----	----	----	----	----	----	----
SS-5	12/28/2009	0.0	15	----	----	----	----	----	----	----	----	----	----	----	----
SS-6	12/28/2009	0.0	19	----	----	----	----	----	----	----	----	----	----	----	----
SS-7	12/22/2009	0.0	18	----	----	----	----	----	----	----	----	----	----	----	----
SS-8	12/28/2009	0.0	16	----	----	----	----	----	----	----	----	----	----	----	----
SS-8A	10/5/2010	0.0	16	----	----	----	----	----	----	----	----	----	----	----	----
SS-9	12/28/2009	0.0	16	----	----	----	----	----	----	----	----	----	----	----	----
SS-10	12/28/2009	0.0	15	----	----	----	----	----	----	----	----	----	----	----	----
TP-D	12/28/2009	0.0	----	----	----	----	----	----	----	----	----	----	----	----	----
TP-E	12/28/2009	0.0	----	0.0	----	0.0	----	0.0	----	----	----	----	----	----	----
TP-F	12/28/2009	0.0	----	6.5	----	2.3	----	0.0	----	0.0	----	0.0	----	0.0	----
TP-8**	7/2/2008	0.0	----	2.8	----	----	----	----	----	----	----	----	----	----	----
TP-TCE-01*	7/9/2012	0.0	----	0.0	----	0.0	----	0.0	----	0.0	----	14.6	----	----	----
TP-TCE-02*	7/10/2012	0.0	----	3.6	----	3.2	----	0.0	----	0.0	----	----	----	----	----
TP-TCE-03*	7/11/2012	0.0	----	0.0	----	0.0	----	0.0	----	0.0	----	5.2	----	----	----

NOTES:
*Due to lack of prior detections of elevated radiation readings, radiation screening was discontinued with approval by the NYSDEC following the completion of the bulk of the RI.
**Test point completed prior to acceptence of Site into the BCP (and development of the RIWP); radiation screening not completed.
PID readings collected with a MiniRae 3000 PID. Readings are representative of total volatile organic compounds.
Radiation readings collected with a Ludlum 2241 Digital Survey Meter with 44-9 Pancake Probe to screen for the presence of alpha, beta, and gamma radiation.
"----" denotes reading not collected or investigative point not extended to indicated depth.

I:\Genesee Valley Real Estate Co\209280\RI\Analytical Data Tables\Final Analytical Data Tables\Table 9 - Field Readings\Table 9 - Field Readings.xls

690 Saint Paul Street
NYSDEC Brownfield Cleanup Program Remedial Investigation
NYSDEC BCP ID No. C828159

Table 10 – Standing Water Samples

Table 10A

Remedial Investigation
690 Saint Paul Street, Rochester, New York
NYSDEC Brownfield Cleanup Program ID No. C828159

Summary of Detected Volatile Organic Compounds (VOCs) in Standing Water
Test Results in Micrograms per Liter (µg/L) or Parts Per Billion (PPB)

Constituent	Sample ID								NYSDEC Part 703: Groundwater Standard
	690-TUNNEL-O	690-ELEV.-O	690-ELEV.-D	690-SUMP-O	690-125K-O	690-PIPE-O	TRIP BLANK	FB092409 (FIELD BLANK)	
	AOC #5								
	September 2009								
Petroleum-Related Volatile Organic Compounds									
Benzene	ND<5.0 U	ND<5.0 U	ND<5.0 U	ND<5.0 U	ND<5.0 U	ND<5.0 U	ND<5.0 U	ND<5.0 U	1
Bromoform	ND<5.0 U	ND<5.0 U	ND<5.0 U	ND<5.0 U	ND<5.0 U	ND<5.0 U	ND<5.0 U	ND<5.0 U	50
Bromomethane	ND<5.0 U	ND<5.0 U	ND<5.0 U	ND<5.0 U	ND<5.0 U	ND<5.0 U	ND<5.0 U	ND<5.0 U	5
n-butylbenzene	ND<5.0 U	ND<5.0 U	ND<5.0 U	ND<5.0 U	ND<5.0 U	ND<5.0 U	ND<5.0 U	ND<5.0 U	5
Carbon Disulfide	ND<5.0 U	ND<5.0 U	ND<5.0 U	ND<5.0 U	ND<5.0 U	ND<5.0 U	ND<5.0 U	ND<5.0 U	5
Ethylbenzene	ND<5.0 U	ND<5.0 U	ND<5.0 U	ND<5.0 U	ND<5.0 U	ND<5.0 U	ND<5.0 U	ND<5.0 U	5
sec-Butylbenzene	ND<5.0 U	ND<5.0 U	ND<5.0 U	ND<5.0 U	ND<5.0 U	ND<5.0 U	ND<5.0 U	ND<5.0 U	5
n-Propylbenzene	ND<5.0 U	ND<5.0 U	ND<5.0 U	ND<5.0 U	ND<5.0 U	ND<5.0 U	ND<5.0 U	ND<5.0 U	5
2-Hexanone	ND<5.0 U	ND<5.0 U	ND<5.0 U	ND<5.0 U	ND<5.0 U	ND<5.0 U	ND<5.0 U	ND<5.0 U	50
Isopropylbenzene	ND<5.0 U	ND<5.0 U	ND<5.0 U	ND<5.0 U	ND<5.0 U	ND<5.0 U	ND<5.0 U	ND<5.0 U	5
p-Isopropyltoluene	ND<5.0 U	ND<5.0 U	ND<5.0 U	ND<5.0 U	ND<5.0 U	ND<5.0 U	ND<5.0 U	ND<5.0 U	5
4-Methyl-2-pentanone	ND<5.0 U	ND<5.0 U	ND<5.0 U	ND<5.0 U	ND<5.0 U	ND<5.0 U	ND<5.0 U	ND<5.0 U	5
Naphthalene	ND<5.0 U	ND<5.0 U	ND<5.0 U	ND<5.0 U	ND<5.0 U	ND<5.0 U	ND<5.0 U	ND<5.0 U	10
Styrene	ND<5.0 U	ND<5.0 U	ND<5.0 U	ND<5.0 U	ND<5.0 U	ND<5.0 U	ND<5.0 U	ND<5.0 U	5
Tert-butylbenzene	ND<5.0 U	ND<5.0 U	ND<5.0 U	ND<5.0 U	ND<5.0 U	ND<5.0 U	ND<5.0 U	ND<5.0 U	5
Toluene	ND<5.0 U	ND<5.0 U	ND<5.0 U	ND<5.0 U	ND<5.0 U	ND<5.0 U	ND<5.0 U	ND<5.0 U	5
1,2,4-Trimethylbenzene	ND<5.0 U	ND<5.0 U	ND<5.0 U	ND<5.0 U	ND<5.0 U	ND<5.0 U	ND<5.0 U	ND<5.0 U	5
1,3,5-Trimethylbenzene	ND<5.0 U	ND<5.0 U	ND<5.0 U	ND<5.0 U	ND<5.0 U	ND<5.0 U	ND<5.0 U	ND<5.0 U	5
m,p-Xylene	ND<5.0 U	ND<5.0 U	ND<5.0 U	ND<5.0 U	ND<5.0 U	ND<5.0 U	ND<5.0 U	ND<5.0 U	5
o-Xylene	ND<5.0 U	ND<5.0 U	ND<5.0 U	ND<5.0 U	ND<5.0 U	ND<5.0 U	ND<5.0 U	ND<5.0 U	5
Methyl-tert-Butyl Ether	ND<5.0 U	ND<5.0 U	ND<5.0 U	ND<5.0 U	ND<5.0 U	ND<5.0 U	ND<5.0 U	ND<5.0 U	10
Solvent-Related Volatile Organic Compounds									
1,2-Dichlorobenzne	ND<5.0 U	ND<5.0 U	ND<5.0 U	ND<5.0 U	ND<5.0 U	ND<5.0 U	ND<5.0 U	ND<5.0 U	3
1,3-Dichlorobenzene	ND<5.0 U	ND<5.0 U	ND<5.0 U	ND<5.0 U	ND<5.0 U	ND<5.0 U	ND<5.0 U	ND<5.0 U	3
1,4-Dichlorobenzene	ND<5.0 U	ND<5.0 U	ND<5.0 U	ND<5.0 U	ND<5.0 U	ND<5.0 U	ND<5.0 U	ND<5.0 U	3
1,1-Dichloroethane	ND<5.0 U	ND<5.0 U	ND<5.0 U	ND<5.0 U	ND<5.0 U	ND<5.0 U	ND<5.0 U	ND<5.0 U	5
1,1-Dichloroethene	ND<5.0 U	ND<5.0 U	ND<5.0 U	ND<5.0 U	ND<5.0 U	ND<5.0 U	ND<5.0 U	ND<5.0 U	5
1,1,1-Trichloroethane	ND<5.0 U	ND<5.0 U	ND<5.0 U	ND<5.0 U	ND<5.0 U	ND<5.0 U	ND<5.0 U	ND<5.0 U	5
1,2-Dichloroethane	ND<5.0 U	ND<5.0 U	ND<5.0 U	ND<5.0 U	ND<5.0 U	ND<5.0 U	ND<5.0 U	ND<5.0 U	0.6
1,2-Dichloropropane	ND<5.0 U	ND<5.0 U	ND<5.0 U	ND<5.0 U	ND<5.0 U	ND<5.0 U	ND<5.0 U	ND<5.0 U	1
1,1,2-Trlchloroethane	ND<5.0 U	ND<5.0 U	ND<5.0 U	ND<5.0 U	ND<5.0 U	ND<5.0 U	ND<5.0 U	ND<5.0 U	1
1,1,2,2-Tetrachloroethane	ND<5.0 U	ND<5.0 U	ND<5.0 U	ND<5.0 U	ND<5.0 U	ND<5.0 U	ND<5.0 U	ND<5.0 U	5
Acetone	ND<5.0 U	ND<5.0 U	ND<5.0 U	ND<5.0 U	ND<5.0 U	ND<5.0 U	ND<5.0 U	ND<5.0 U	50
2-Butanone	ND<5.0 U	ND<5.0 U	ND<5.0 U	ND<5.0 U	ND<5.0 U	ND<5.0 U	ND<5.0 U	ND<5.0 U	50
Bromodichloromethane	ND<5.0 U	ND<5.0 U	ND<5.0 U	ND<5.0 U	ND<5.0 U	ND<5.0 U	ND<5.0 U	ND<5.0 U	50
Carbon Tetrachloride	ND<5.0 U	ND<5.0 U	ND<5.0 U	ND<5.0 U	ND<5.0 U	ND<5.0 U	ND<5.0 U	ND<5.0 U	5
cis-1,2-Dichloroethene	ND<5.0 U	ND<5.0 U	ND<5.0 U	ND<5.0 U	ND<5.0 U	ND<5.0 U	ND<5.0 U	ND<5.0 U	5
cis-1,3-Dichloropropene	ND<5.0 U	ND<5.0 U	ND<5.0 U	ND<5.0 U	ND<5.0 U	ND<5.0 U	ND<5.0 U	ND<5.0 U	5
Chlorobenzene	ND<5.0 U	ND<5.0 U	ND<5.0 U	ND<5.0 U	ND<5.0 U	ND<5.0 U	ND<5.0 U	ND<5.0 U	5
Chloroethane	ND<5.0 U	ND<5.0 U	ND<5.0 U	ND<5.0 U	ND<5.0 U	ND<5.0 U	ND<5.0 U	ND<5.0 U	5
2-Chloroethyl vinyl ether	ND<5.0 U	ND<5.0 U	ND<5.0 U	ND<5.0 U	ND<5.0 U	ND<5.0 U	ND<5.0 U	ND<5.0 U	5
Chloroform	ND<5.0 U	ND<5.0 U	ND<5.0 U	ND<5.0 U	ND<5.0 U	ND<5.0 U	ND<5.0 U	ND<5.0 U	7
Chloromethane	ND<5.0 U	ND<5.0 U	ND<5.0 U	ND<5.0 U	ND<5.0 U	ND<5.0 U	ND<5.0 U	ND<5.0 U	5
Dibromochloromethane	ND<5.0 U	ND<5.0 U	ND<5.0 U	ND<5.0 U	ND<5.0 U	ND<5.0 U	ND<5.0 U	ND<5.0 U	50
Methylene Chloride	ND<5.0 U	ND<5.0 U	ND<5.0 U	ND<5.0 U	ND<5.0 U	ND<5.0 U	ND<5.0 U	ND<5.0 U	5
Tetrachloroethene	ND<5.0 U	ND<5.0 U	ND<5.0 U	ND<5.0 U	ND<5.0 U	ND<5.0 U	ND<5.0 U	ND<5.0 U	5
Trichloroethene	ND<5.0 U	ND<5.0 U	ND<5.0 U	ND<5.0 U	ND<5.0 U	ND<5.0 U	ND<5.0 U	ND<5.0 U	5
Trichlorofluoromethane	ND<5.0 U	ND<5.0 U	ND<5.0 U	ND<5.0 U	ND<5.0 U	ND<5.0 U	ND<5.0 U	ND<5.0 U	5
trans-1,2-Dichloroethene	ND<5.0 U	ND<5.0 U	ND<5.0 U	ND<5.0 U	ND<5.0 U	ND<5.0 U	ND<5.0 U	ND<5.0 U	5
trans-1,3-Dichloropropene	ND<5.0 U	ND<5.0 U	ND<5.0 U	ND<5.0 U	ND<5.0 U	ND<5.0 U	ND<5.0 U	ND<5.0 U	0.4
Vinyl Acetate	ND<5.0 U	ND<5.0 U	ND<5.0 U	ND<5.0 U	ND<5.0 U	ND<5.0 U	ND<5.0 U	ND<5.0 U	5
Vinyl Chloride	ND<5.0 U	ND<5.0 U	ND<5.0 U	ND<5.0 U	ND<5.0 U	ND<5.0 U	ND<5.0 U	ND<5.0 U	2
Total VOCs	Not Detected	Not Detected	Not Detected	Not Detected	Not Detected	Not Detected	Not Detected	Not Detected	
Total VOC TICs	Not Detected	Not Detected	Not Detected	Not Detected	Not Detected	Not Detected	Not Detected	Not Detected	Not Available
Total VOCs and VOC TICs	Not Detected	Not Detected	Not Detected	Not Detected	Not Detected	Not Detected	Not Detected	Not Detected	

Notes:

VOC Analysis bu USEPA Method 8260B TCL.

ND<5.0 U- Denotes compound not detected above the method detection limits.

Table 10B

Remedial Investigation
690 Saint Paul Street, Rochester, New York
NYSDEC Brownfield Cleanup Program ID No. C828159

Summary of Detected Semi-Volatile Organic Compounds (SVOCs) in Standing Water
Test Results in Micrograms per Liter (µg/L) or Parts Per Billion (PPB)

Constituent	Sample ID					NYSDEC Part 703: Groundwater Standard
	690-TUNNEL-O	690-ELEV.-O	690-ELEV.-D	690-125K-O	FB092409	
	AOC #5					
	September 2009					
Acenanaphthalene	ND<10 U	ND<10 U	ND<10 U	ND<10 U	ND<10 U	20
Acenaphthylene	ND<10 U	ND<10 U	ND<10 U	ND<10 U	ND<10 U	Not Available
Anthracene	ND<10 U	ND<10 U	ND<10 U	ND<10 U	ND<10 U	50
Benzo(a)anthracene	ND<10 U	ND<10 U	ND<10 U	ND<10 U	ND<10 U	0.002
Benzo(a)pyrene	ND<10 U	ND<10 U	ND<10 U	ND<10 U	ND<10 U	0.002
Benzo(bfluoranthene	ND<10 U	ND<10 U	ND<10 U	ND<10 U	ND<10 U	0.002
Benzo(g,h,i)perylene	ND<10 U	ND<10 U	ND<10 U	ND<10 U	ND<10 U	Not Available
Benzo(k)fluoranthene	ND<10 U	ND<10 U	ND<10 U	ND<10 U	ND<10 U	Not Available
Bis (2-chlorethyl) ether	ND<10 U	ND<10 U	ND<10 U	ND<10 U	ND<10 U	1.0
Bis (2-chlorethyoxy) methane	ND<10 U	ND<10 U	ND<10 U	ND<10 U	ND<10 U	5
Bis(2-Ethylhexyl) phthalate	ND<10 U	ND<10 U	ND<10 U	ND<10 U	ND<10 U	Not Available
4-Bromophenol-phenylether	ND<10 U	ND<10 U	ND<10 U	ND<10 U	ND<10 U	Not Available
Butylbenzylphthalate	ND<10 U	ND<10 U	ND<10 U	ND<10 U	ND<10 U	50
Carbazole	ND<10 U	ND<10 U	ND<10 U	ND<10 U	ND<10 U	Not Available
2-Chloronaphthalene	ND<10 U	ND<10 U	ND<10 U	ND<10 U	ND<10 U	Not Available
2-Chlorophenol	ND<10 U	ND<10 U	ND<10 U	ND<10 U	ND<10 U	Not Available
4-Chlorophenyl-phenylether	ND<10 U	ND<10 U	ND<10 U	ND<10 U	ND<10 U	Not Available
4-Chloraniline	ND<10 U	ND<10 U	ND<10 U	ND<10 U	ND<10 U	5
Chrysene	ND<10 U	ND<10 U	ND<10 U	ND<10 U	ND<10 U	0.002
Dibenzo(a,h)anthracene	ND<10 U	ND<10 U	ND<10 U	ND<10 U	ND<10 U	Not Available
Dibenzofuran	ND<10 U	ND<10 U	ND<10 U	ND<10 U	ND<10 U	Not Available
3,3'-Dichlorobenzidine	ND<10 U	ND<10 U	ND<10 U	ND<10 U	ND<10 U	5
1,3-Dichlorobenzene	ND<10 U	ND<10 U	ND<10 U	ND<10 U	ND<10 U	3
1,4-Dichlorobenzene	ND<10 U	ND<10 U	ND<10 U	ND<10 U	ND<10 U	3
1,2-Dichlorobenzene	ND<10 U	ND<10 U	ND<10 U	ND<10 U	ND<10 U	3
Dimethylphthalate	ND<10 U	ND<10 U	ND<10 U	ND<10 U	ND<10 U	50
4,6-Dinitro-2-methylphenol	ND<20 U	ND<20 U	ND<20 U	ND<20 U	ND<20 U	Not Available
2,4-Dinitrophenol	ND<20 U	ND<20 U	ND<20 U	ND<20 U	ND<20 U	10
2,4-Dinitrotoluene	ND<10 U	ND<10 U	ND<10 U	ND<10 U	ND<10 U	5
2,6-Dinitrotoluene	ND<10 U	ND<10 U	ND<10 U	ND<10 U	ND<10 U	5.0
Di-n-Butyl Phthalate	ND<10 U	ND<10 U	ND<10 U	ND<10 U	ND<10 U	50
Di-n-Octyl Phthalate	ND<10 U	ND<10 U	ND<10 U	ND<10 U	ND<10 U	Not Available
Diethyl Phthalate	ND<10 U	ND<10 U	ND<10 U	ND<10 U	ND<10 U	50
2,4-Dimethylphenol	ND<10 U	ND<10 U	ND<10 U	ND<10 U	ND<10 U	1 *
2,4-Dichlorophenol	ND<10 U	ND<10 U	ND<10 U	ND<10 U	ND<10 U	5
Fluorene	ND<10 U	ND<10 U	ND<10 U	ND<10 U	ND<10 U	50
Fluoranthene	ND<10 U	ND<10 U	ND<10 U	ND<10 U	ND<10 U	50
Hexachlorobenzene	ND<10 U	ND<10 U	ND<10 U	ND<10 U	ND<10 U	0.04
Hexachloroethane	ND<10 U	ND<10 U	ND<10 U	ND<10 U	ND<10 U	5
Hexachlorobutadiene	ND<10 U	ND<10 U	ND<10 U	ND<10 U	ND<10 U	0.5
Isophorone	ND<10 U	ND<10 U	ND<10 U	ND<10 U	ND<10 U	50
Indeno(1,2,3-cd) pyrene	ND<10 U	ND<10 U	ND<10 U	ND<10 U	ND<10 U	0.002
2-Methylnaphthalene	ND<10 U	ND<10 U	ND<10 U	ND<10 U	ND<10 U	Not Available
2-Methylphenol	ND<10 U	ND<10 U	ND<10 U	ND<10 U	ND<10 U	1 *
4-Methylphenol	ND<10 U	ND<10 U	ND<10 U	ND<10 U	ND<10 U	1 *
Naphthalene	ND<10 U	ND<10 U	ND<10 U	ND<10 U	ND<10 U	10
N-nitroso-di-n-propylamine	ND<10 U	ND<10 U	ND<10 U	ND<10 U	ND<10 U	Not Available
3-Nitroaniline	ND<20 U	ND<20 U	ND<20 U	ND<20 U	ND<20 U	5
4-Nitroaniline	ND<20 U	ND<20 U	ND<20 U	ND<20 U	ND<20 U	5
2-Nitroaniline	ND<20 U	ND<20 U	ND<20 U	ND<20 U	ND<20 U	5
Nitrobenzene	ND<10 U	ND<10 U	ND<10 U	ND<10 U	ND<10 U	0.4
2-Nitrophenol	ND<10 U	ND<10 U	ND<10 U	ND<10 U	ND<10 U	Not Available
4-Nitrophenol	ND<20 U	ND<20 U	ND<20 U	ND<20 U	ND<20 U	Not Available
N-Nitrosodiophenylamine	ND<10 U	ND<10 U	ND<10 U	ND<10 U	ND<10 U	50
2,2'-oxybis (1-chloropropane)	ND<10 U	ND<10 U	ND<10 U	ND<10 U	ND<10 U	Not Available
Phenanthrene	ND<10 U	ND<10 U	ND<10 U	ND<10 U	ND<10 U	50
Phenol	ND<10 U	ND<10 U	ND<10 U	ND<10 U	ND<10 U	5
Pentachlorophenol	ND<20 U	ND<20 U	ND<20 U	ND<20 U	ND<20 U	5
Pyrene	ND<10 U	ND<10 U	ND<10 U	ND<10 U	ND<10 U	50
1,2,4-Trichlorobenzene	ND<10 U	ND<10 U	ND<10 U	ND<10 U	ND<10 U	5
2,4,6-Trichlorophenol	ND<10 U	ND<10 U	ND<10 U	ND<10 U	ND<10 U	Not Available
2,4,5-Trichlorophenol	ND<20 U	ND<20 U	ND<20 U	ND<20 U	ND<20 U	Not Available
Total SVOCs	None Detected	None Detected	None Detected	None Detected	None Detected	
Total SVOC TICs	4.0 N,J	4.3 J	None Detected	None Detected	None Detected	Not Available
Total SVOCs & SVOC TICs	4.0	4.3	None Detected	None Detected	None Detected	

Notes:

SVOC Analysis bu USEPA Method 8270C TCL.
ND<10 U - Denotes compound not detected above the method detection limits.
J - Estimated value (bias undetermined) – The analyte was positively identified; but the associa
N - Denotes presumptive evidence of a compound. This is used only for TICs where the idenfificatino is based on the Mass Library Spectral search.

Table 10C

Remedial Investigation
690 Saint Paul Street, Rochester, New York
NYSDEC Brownfield Cleanup Program ID No. C828159

Summary of Detected Pesticides in Standing Water
Test Results in Micrograms per Liter (µg/L) or Parts Per Billion (PPB)

Constituent	Sample ID					NYSDEC Part 703: Groundwater Standard
	690-TUNNEL-O	690-ELEV.-O	690-ELEV.-D	690-125K-O	FB092409 (FIELD BLANK)	
	AOC #5					
	September 2009					
Pesticides						
4,4'-DDT	**0.38**	ND<0.10 U	ND<0.10 U	ND<0.10 U	ND<0.10 U	0.2
Dieldrin	**0.17**	ND<0.10 U	ND<0.10 U	ND<0.10 U	ND<0.10 U	0.004

Notes:

Pesticide Analysis bu USEPA Method 8081

Bold Type denotes that the detected value exceeds its associated NYSDEC Part 703 Groundwater Standard

ND<0.10 U - Denotes compound not detected above the method detection limits.

Table 10D

Remedial Investigation
690 Saint Paul Street, Rochester, New York
NYSDEC Brownfield Cleanup Program ID No. C828134

Summary of Detected Metals in Standing Water
Test Results in Micrograms per Liter (µg/L) or Parts Per Billion (PPB)

Constituent	Groundwater Sample ID										NYSDEC Part 703: Groundwater Standard
	690-TUNNEL-O		690-ELEV.-O		690-ELEV.-D		690-125K-O		FB092409 (FIELD BLANK)		
	AOC #5										
	September 2009										
Total Aluminum	261		45.5	B	14.4	B	104	B	ND<12.0	U	NA
Total Antimony	**10.6**	**B**	**7.3**	**B**	ND<4.2	U	ND<4.2	U	ND<4.2	U	3
Total Arsenic	5.6	B	ND<3.1	U	ND<3.1	U	ND<3.4	U	ND<3.1	U	25
Total Barium	276		42.2	B	29.9	B	66.5	B	33.8	B	1,000
Total Beryllium	0.059	B	ND<0.037	U	ND<0.037	U	ND<0.037	U	ND<0.037	U	3
Total Cadmium	**7.1**		1.0	B	0.7	B	ND<0.50	U	ND<0.50	U	5
Total Calcium	372,000		34,900		29,600		45,900		8,200		Not Available
Total Chromium	4.6	B	0.97	B	0.66	B	9.2	B	ND<0.50	U	50
Total Cobalt	4.4	B	0.87	B	ND<0.67	U	ND<0.67	U	ND<0.67	U	Not Available
Total Copper	144		12.9	B	11.7	B	183		5.4	B	200
Total Iron	**1,400**		**2,130**		**1,340**		**702**		ND<47.0	U	300
Total Lead	**491**		6.6	B	3.5	B	23.2		ND<2.1	U	25
Total Magnesium	**335,000**		6,190		4,700		6,830		1,250		35,000
Total Manganese	19.1	B	247		170		10.1	B	ND<3.5	U	300
Total Mercury	0.065	B	ND<0.056	U	ND<0.056	U	0.095	B	ND<0.056	U	0.7
Total Nickel	17.4	B	3.1	B	2.4	B	11.1	B	ND<0.64	U	100
Total Potassium	450,000		24,000		18,900		48,800		395	B	Not Available
Total Selenium	ND<10.0	U	ND<10.0	U	ND<10.0	U	ND<10.0	U	ND<10.0	U	10
Total Silver	2.4	U	ND<2.4	U	ND<2.4	U	ND<2.4	U	ND<2.4	U	50
Total Sodium	**10,100,000**		**38,500**		**28,800**		**40,900**		811	B	20,000
Total Thallium	ND<5.7	U	ND<5.7	U	ND<5.7	U	ND<5.7	U	ND<5.7	U	0.5
Total Vanadium	ND<0.34	U	0.59	B	ND<0.34	U	0.46	B	ND<0.34	U	Not Available
Total Zinc	1,480		315		237		267		9.1	B	2,000

Notes:

TAL Metals Analysis bu USEPA Methods 6010 & 7471 TAL.
Bold Type denotes that the detected value exceeds its associated NYSDEC Part 703 Groundwater Standard
ND<0.056 U - Denotes compound not detected above the method detection limits.
B - Denotes a value greater than or equal to the instrument detection limit, but less than the quantitation limit.

TABLE 10E

Remedial Investigation
690 Saint Paul Street, Rochester, New York
NYSDEC Brownfield Cleanup Program ID No. C828159

Summary of Detected PCBs in Standing Water
Test Results in Micrograms per Liter (µg/L) or Parts Per Billion (PPB)

Constituent	Sample ID					NYSDEC Part 703: Groundwater Standard
	690-TUNNEL-O	690-ELEV.-O	690-ELEV.-D	690-125K-O	FB092409 (FIELD BLANK)	
	AOC #5					
	September 2009					
Aroclor-1254	**7.2**	ND<1.0 U	ND<1.0 U	ND<1.0 U	ND<1.0 U	0.09

Notes:

PCBs Analysis bu USEPA Method 8082
Bold Type denotes that the detected value exceeds its associated NYSDEC Part 703 Groundwater Standard
ND<1.0 U - Denotes compound not detected above the method detection limits.

690 Saint Paul Street
NYSDEC Brownfield Cleanup Program Remedial Investigation
NYSDEC BCP ID No. C828159

Table 11– Hydraulic Conductivity Testing Data

Serial_number:
1034224
Project ID:
209280
Location:
690 St Paul
Level Ft
UNIT: ft
Offset: -1.899997 ft
Altitude: 0.000000 ft
Density: 1.000000 kg/L
TEMPERATURE
UNIT: Deg C

Date	Time	Level Ft	TEMPERATURE
7/13/2012	12:16:33	2.1502	20.998
7/13/2012	12:16:39	2.1253	20.748
7/13/2012	12:16:44	2.1125	20.545
7/13/2012	12:16:49	2.1074	20.363
7/13/2012	12:16:54	2.109	20.197
7/13/2012	12:16:59	2.0991	20.049
7/13/2012	12:17:04	2.0658	19.913
7/13/2012	12:17:09	2.0677	19.789
7/13/2012	12:17:14	2.081	19.675
7/13/2012	12:17:19	2.068	19.57
7/13/2012	12:17:24	2.0502	19.475
7/13/2012	12:17:29	2.0541	19.387
7/13/2012	12:17:34	2.04	19.304
7/13/2012	12:17:39	2.0318	19.229
7/13/2012	12:17:44	2.021	19.158
7/13/2012	12:17:49	2.0205	19.092
7/13/2012	12:17:54	2.0199	19.031
7/13/2012	12:17:59	2.0092	18.973
7/13/2012	12:18:04	2.0168	18.92
7/13/2012	12:18:09	2.0139	18.87
7/13/2012	12:18:14	2.0069	18.825
7/13/2012	12:18:19	1.993	18.78
7/13/2012	12:18:24	1.982	18.74
7/13/2012	12:18:29	1.9888	18.699
7/13/2012	12:18:34	1.9857	18.662
7/13/2012	12:18:39	1.9718	18.628
7/13/2012	12:18:44	1.9806	18.599
7/13/2012	12:18:49	1.9718	18.566
7/13/2012	12:18:54	1.9735	18.537
7/13/2012	12:18:59	1.9755	18.51
7/13/2012	12:19:04	1.9704	18.483
7/13/2012	12:19:09	1.9608	18.458
7/13/2012	12:19:14	1.965	18.433
7/13/2012	12:19:19	1.9611	18.41
7/13/2012	12:19:24	1.9537	18.388
7/13/2012	12:19:29	1.9551	18.367
7/13/2012	12:19:34	1.9526	18.346
7/13/2012	12:19:39	1.9475	18.326
7/13/2012	12:19:44	1.9518	18.308
7/13/2012	12:19:49	1.9453	18.29
7/13/2012	12:19:54	1.9492	18.271
7/13/2012	12:19:59	1.9393	18.256

7/13/2012	12:20:04	1.9343	18.239
7/13/2012	12:20:09	1.9379	18.222
7/13/2012	12:20:14	1.9289	18.207
7/13/2012	12:20:19	1.9309	18.192
7/13/2012	12:20:24	1.9348	18.179
7/13/2012	12:20:29	1.9314	18.162
7/13/2012	12:20:34	1.9049	18.148
7/13/2012	12:20:39	1.9255	18.136
7/13/2012	12:20:44	1.9114	18.123
7/13/2012	12:20:49	1.941	18.108
7/13/2012	12:20:54	1.9328	18.096
7/13/2012	12:20:59	1.9193	18.083
7/13/2012	12:21:04	1.9229	18.068
7/13/2012	12:21:09	1.9074	18.056
7/13/2012	12:21:14	1.9001	18.05
7/13/2012	12:21:19	1.9232	18.033
7/13/2012	12:21:24	1.9015	18.021
7/13/2012	12:21:29	1.9212	18.01
7/13/2012	12:21:34	1.9068	18
7/13/2012	12:21:39	1.8975	17.991
7/13/2012	12:21:44	1.9221	17.981
7/13/2012	12:21:49	2.5018	17.97
7/13/2012	12:21:54	3.3942	17.96
7/13/2012	12:21:59	3.3276	17.95
7/13/2012	12:22:04	3.2729	17.942
7/13/2012	12:22:09	3.2335	17.933
7/13/2012	12:22:14	3.1948	17.926
7/13/2012	12:22:19	3.1536	17.916
7/13/2012	12:22:24	3.1187	17.907
7/13/2012	12:22:29	3.0812	17.901
7/13/2012	12:22:34	3.0363	17.892
7/13/2012	12:22:39	3.0175	17.884
7/13/2012	12:22:44	2.9695	17.876
7/13/2012	12:22:49	2.9489	17.87
7/13/2012	12:22:54	2.9188	17.86
7/13/2012	12:22:59	2.8996	17.853
7/13/2012	12:23:04	2.8753	17.844
7/13/2012	12:23:09	2.8423	17.836
7/13/2012	12:23:14	2.8206	17.827
7/13/2012	12:23:19	2.8074	17.82
7/13/2012	12:23:24	2.782	17.812
7/13/2012	12:23:29	2.7631	17.804
7/13/2012	12:23:34	2.7622	17.795
7/13/2012	12:23:39	2.7355	17.788
7/13/2012	12:23:44	2.7225	17.78
7/13/2012	12:23:49	2.7152	17.773
7/13/2012	12:23:54	2.685	17.766
7/13/2012	12:23:59	2.6729	17.758
7/13/2012	12:24:04	2.652	17.75
7/13/2012	12:24:09	2.6576	17.743
7/13/2012	12:24:14	2.6249	17.736
7/13/2012	12:24:19	2.6131	17.729
7/13/2012	12:24:24	2.6004	17.722
7/13/2012	12:24:29	2.584	17.715
7/13/2012	12:24:34	2.5682	17.709
7/13/2012	12:24:39	2.5589	17.702

7/13/2012	12:24:44	2.5522	17.695
7/13/2012	12:24:49	2.5268	17.689
7/13/2012	12:24:54	2.5228	17.681
7/13/2012	12:24:59	2.5127	17.676
7/13/2012	12:25:04	2.4952	17.669
7/13/2012	12:25:09	2.4783	17.663
7/13/2012	12:25:14	2.4822	17.658
7/13/2012	12:25:19	2.4656	17.651
7/13/2012	12:25:24	2.454	17.645
7/13/2012	12:25:29	2.4405	17.64
7/13/2012	12:25:34	2.434	17.634
7/13/2012	12:25:40	2.414	17.628
7/13/2012	12:25:45	2.4078	17.622
7/13/2012	12:25:50	2.4024	17.616
7/13/2012	12:25:55	2.3945	17.611
7/13/2012	12:26:00	2.3768	17.605
7/13/2012	12:26:05	2.3751	17.6
7/13/2012	12:26:10	2.3536	17.595
7/13/2012	12:26:15	2.3469	17.589
7/13/2012	12:26:20	2.3491	17.584
7/13/2012	12:26:25	2.3432	17.58
7/13/2012	12:26:30	2.3246	17.574
7/13/2012	12:26:35	2.3173	17.569
7/13/2012	12:26:40	2.3113	17.564
7/13/2012	12:26:45	2.304	17.559
7/13/2012	12:26:50	2.2978	17.553
7/13/2012	12:26:55	2.2939	17.55
7/13/2012	12:27:00	2.2758	17.544
7/13/2012	12:27:05	2.2716	17.54
7/13/2012	12:27:10	2.2631	17.535
7/13/2012	12:27:15	2.2516	17.531
7/13/2012	12:27:20	2.2586	17.526
7/13/2012	12:27:25	2.2445	17.521
7/13/2012	12:27:30	2.2273	17.517
7/13/2012	12:27:35	2.2217	17.512
7/13/2012	12:27:40	2.2222	17.508
7/13/2012	12:27:45	2.2177	17.505
7/13/2012	12:27:50	2.2149	17.501
7/13/2012	12:27:55	2.1988	17.495
7/13/2012	12:28:00	2.2025	17.494
7/13/2012	12:28:05	2.2005	17.487
7/13/2012	12:28:10	2.1923	17.482
7/13/2012	12:28:15	2.1763	17.479
7/13/2012	12:28:20	2.1878	17.475
7/13/2012	12:28:25	2.1706	17.47
7/13/2012	12:28:30	2.1656	17.469
7/13/2012	12:28:35	2.156	17.461
7/13/2012	12:28:40	2.1627	17.459
7/13/2012	12:28:45	2.1546	17.455
7/13/2012	12:28:50	2.1461	17.453
7/13/2012	12:28:55	2.1365	17.447
7/13/2012	12:29:00	2.1249	17.441
7/13/2012	12:29:05	2.1145	17.441
7/13/2012	12:29:10	2.1249	17.438
7/13/2012	12:29:15	2.1156	17.431
7/13/2012	12:29:20	2.1218	17.431

7/13/2012	12:29:25	2.1261	17.425
7/13/2012	12:29:30	2.1137	17.42
7/13/2012	12:29:35	2.1123	17.417
7/13/2012	12:29:40	2.1032	17.415
7/13/2012	12:29:45	2.0939	17.411
7/13/2012	12:29:50	2.0838	17.41
7/13/2012	12:29:55	2.0835	17.406
7/13/2012	12:30:00	2.0756	17.4
7/13/2012	12:30:05	2.1066	17.398
7/13/2012	12:30:10	2.0852	17.394
7/13/2012	12:30:15	2.0652	17.393
7/13/2012	12:30:20	2.0917	17.391
7/13/2012	12:30:25	2.0917	17.384
7/13/2012	12:30:30	2.0606	17.382
7/13/2012	12:30:35	2.0564	17.376
7/13/2012	12:30:40	2.0491	17.373
7/13/2012	12:30:45	2.0556	17.369
7/13/2012	12:30:50	2.0609	17.365
7/13/2012	12:30:55	2.0736	17.368
7/13/2012	12:31:00	2.0488	17.362
7/13/2012	12:31:05	2.059	17.359
7/13/2012	12:31:10	2.0595	17.356
7/13/2012	12:31:15	2.0325	17.356
7/13/2012	12:31:20	2.0389	17.353
7/13/2012	12:31:25	2.033	17.349
7/13/2012	12:31:30	2.0384	17.344
7/13/2012	12:31:35	2.0355	17.34
7/13/2012	12:31:40	2.0355	17.338
7/13/2012	12:31:45	2.0367	17.334
7/13/2012	12:31:50	2.0085	17.329
7/13/2012	12:31:55	2.0293	17.327
7/13/2012	12:32:00	2.0175	17.329
7/13/2012	12:32:05	2.0141	17.323
7/13/2012	12:32:10	2.0308	17.323
7/13/2012	12:32:15	2.0113	17.316
7/13/2012	12:32:20	2.0085	17.315
7/13/2012	12:32:25	2.0169	17.314
7/13/2012	12:32:30	1.998	17.31
7/13/2012	12:32:35	2.0186	17.31
7/13/2012	12:32:40	1.9969	17.305
7/13/2012	12:32:45	2.0034	17.299
7/13/2012	12:32:50	1.9839	17.297
7/13/2012	12:32:55	2.0102	17.299
7/13/2012	12:33:00	2.0096	17.293
7/13/2012	12:33:05	2.0059	17.294
7/13/2012	12:33:10	1.9955	17.289
7/13/2012	12:33:15	1.9983	17.285
7/13/2012	12:33:20	1.989	17.286
7/13/2012	12:33:25	1.9704	17.284
7/13/2012	12:33:30	1.9865	17.282
7/13/2012	12:33:35	1.9493	17.279
7/13/2012	12:33:40	1.9656	17.276
7/13/2012	12:33:45	1.9927	17.273
7/13/2012	12:33:50	1.9667	17.271
7/13/2012	12:33:55	1.956	17.268
7/13/2012	12:34:00	1.9811	17.267

7/13/2012	12:34:05	1.9656	17.265
7/13/2012	12:34:10	1.9687	17.262
7/13/2012	12:34:15	1.9755	17.26
7/13/2012	12:34:20	1.9698	17.257
7/13/2012	12:34:25	1.9684	17.253
7/13/2012	12:34:30	1.9552	17.251
7/13/2012	12:34:35	1.9473	17.247
7/13/2012	12:34:40	1.9605	17.247
7/13/2012	12:34:45	1.9487	17.242
7/13/2012	12:34:50	1.9557	17.242
7/13/2012	12:34:55	1.9636	17.237
7/13/2012	12:35:00	1.9557	17.235
7/13/2012	12:35:05	1.9535	17.235
7/13/2012	12:35:10	1.9416	17.236
7/13/2012	12:35:15	1.9549	17.228
7/13/2012	12:35:20	1.9526	17.228
7/13/2012	12:35:25	1.929	17.227
7/13/2012	12:35:30	1.9275	17.223
7/13/2012	12:35:35	1.9287	17.221
7/13/2012	12:35:40	1.9388	17.22
7/13/2012	12:35:45	1.9411	17.22
7/13/2012	12:35:50	1.929	17.215
7/13/2012	12:35:55	1.927	17.213
7/13/2012	12:36:00	1.912	17.213
7/13/2012	12:36:05	1.9428	17.208
7/13/2012	12:36:10	1.9188	17.207
7/13/2012	12:36:15	1.9132	17.209
7/13/2012	12:36:20	1.9064	17.205
7/13/2012	12:36:25	1.9219	17.204
7/13/2012	12:36:30	1.9318	17.2
7/13/2012	12:36:36	1.9112	17.199
7/13/2012	12:36:41	1.9075	17.196
7/13/2012	12:36:46	1.9239	17.195
7/13/2012	12:36:51	1.9022	17.192
7/13/2012	12:36:56	1.9227	17.192
7/13/2012	12:37:01	1.9225	17.191
7/13/2012	12:37:06	1.9154	17.188
7/13/2012	12:37:11	1.9123	17.186
7/13/2012	12:37:16	1.9177	17.185
7/13/2012	12:37:21	1.9154	17.183
7/13/2012	12:37:26	1.9295	17.18
7/13/2012	12:37:31	1.9058	17.179
7/13/2012	12:37:36	1.9157	17.175
7/13/2012	12:37:41	1.905	17.176
7/13/2012	12:37:46	1.9092	17.174
7/13/2012	12:37:51	1.9126	17.172
7/13/2012	12:37:56	1.8979	17.171
7/13/2012	12:38:01	1.9061	17.169
7/13/2012	12:38:06	1.8982	17.165
7/13/2012	12:38:11	1.9039	17.165
7/13/2012	12:38:16	1.903	17.163
7/13/2012	12:38:21	1.8979	17.161
7/13/2012	12:38:26	1.905	17.161
7/13/2012	12:38:31	1.8892	17.16
7/13/2012	12:38:36	1.9005	17.158
7/13/2012	12:38:41	1.9016	17.156

7/13/2012	12:38:46	1.8914	17.155
7/13/2012	12:38:51	1.9123	17.153
7/13/2012	12:38:56	1.8914	17.151
7/13/2012	12:39:01	1.9024	17.15
7/13/2012	12:39:06	1.9013	17.147

Serial_number:
1034224
Project ID:
209280
Location:
690 St Paul
Level Ft
UNIT: ft
Offset: -1.899997 ft
Altitude: 0.000000 ft
Density: 1.000000 kg/L
TEMPERATURE
UNIT: Deg C

Date	Time	Level Ft	TEMPERATURE
7/13/2012	11:24:16	2.4881	22.129
7/13/2012	11:24:22	2.4882	21.782
7/13/2012	11:24:27	2.4839	21.505
7/13/2012	11:24:32	2.4671	21.257
7/13/2012	11:24:37	2.4653	21.033
7/13/2012	11:24:42	2.4582	20.83
7/13/2012	11:24:47	2.4491	20.647
7/13/2012	11:24:52	2.4485	20.482
7/13/2012	11:24:57	2.4366	20.331
7/13/2012	11:25:02	2.4137	20.196
7/13/2012	11:25:07	2.4306	20.069
7/13/2012	11:25:12	2.4257	19.953
7/13/2012	11:25:17	2.4232	19.848
7/13/2012	11:25:22	2.4169	19.75
7/13/2012	11:25:27	2.4183	19.661
7/13/2012	11:25:32	2.3918	19.575
7/13/2012	11:25:37	2.4087	19.499
7/13/2012	11:25:42	2.4115	19.427
7/13/2012	11:25:47	2.4064	19.359
7/13/2012	11:25:52	2.3973	19.297
7/13/2012	11:25:57	2.3931	19.239
7/13/2012	11:26:02	2.3885	19.184
7/13/2012	11:26:07	2.3806	19.135
7/13/2012	11:26:12	2.3778	19.086
7/13/2012	11:26:17	2.3834	19.042
7/13/2012	11:26:22	2.3952	18.998
7/13/2012	11:26:27	2.3882	18.957
7/13/2012	11:26:32	2.3873	18.921
7/13/2012	11:26:37	2.3893	18.884
7/13/2012	11:26:42	2.38	18.849
7/13/2012	11:26:47	2.3825	18.817
7/13/2012	11:26:52	2.3695	18.786
7/13/2012	11:26:57	2.3734	18.757
7/13/2012	11:27:02	2.3692	18.728
7/13/2012	11:27:07	2.3748	18.7
7/13/2012	11:27:12	2.3661	18.675
7/13/2012	11:27:17	2.3734	18.65
7/13/2012	11:27:22	2.3596	18.623
7/13/2012	11:27:27	2.3669	18.605
7/13/2012	11:27:32	2.3683	18.578
7/13/2012	11:27:37	2.3703	18.559
7/13/2012	11:27:42	2.3508	18.535
7/13/2012	11:27:47	2.3502	18.517
7/13/2012	11:27:52	2.3607	18.498
7/13/2012	11:27:57	2.3446	18.479
7/13/2012	11:28:02	2.3429	18.461
7/13/2012	11:28:07	2.3406	18.442
7/13/2012	11:28:12	2.3437	18.424
7/13/2012	11:28:17	2.355	18.408
7/13/2012	11:28:22	2.3409	18.392
7/13/2012	11:28:27	2.3423	18.376
7/13/2012	11:28:32	2.3468	18.361

7/13/2012	11:28:37	2.3412	18.345
7/13/2012	11:28:42	2.3451	18.331
7/13/2012	11:28:47	2.342	18.315
7/13/2012	11:28:52	2.3327	18.3
7/13/2012	11:28:57	2.3397	18.286
7/13/2012	11:29:02	2.3457	18.272
7/13/2012	11:29:07	2.3341	18.257
7/13/2012	11:29:12	2.3355	18.243
7/13/2012	11:29:17	2.3259	18.229
7/13/2012	11:29:22	2.327	18.215
7/13/2012	11:29:27	2.3273	18.203
7/13/2012	11:29:32	2.869	18.189
7/13/2012	11:29:37	3.751	18.176
7/13/2012	11:29:42	3.7411	18.162
7/13/2012	11:29:47	3.7239	18.148
7/13/2012	11:29:52	3.7157	18.135
7/13/2012	11:29:57	3.6906	18.121
7/13/2012	11:30:02	3.672	18.109
7/13/2012	11:30:07	3.6692	18.096
7/13/2012	11:30:12	3.6443	18.087
7/13/2012	11:30:17	3.6536	18.072
7/13/2012	11:30:22	3.6424	18.057
7/13/2012	11:30:27	3.624	18.046
7/13/2012	11:30:32	3.5874	18.03
7/13/2012	11:30:37	3.5885	18.017
7/13/2012	11:30:42	3.5851	18.003
7/13/2012	11:30:47	3.5651	17.99
7/13/2012	11:30:52	3.5636	17.975
7/13/2012	11:30:57	3.5462	17.962
7/13/2012	11:31:02	3.5332	17.948
7/13/2012	11:31:07	3.5304	17.938
7/13/2012	11:31:12	3.5174	17.921
7/13/2012	11:31:17	3.5112	17.908
7/13/2012	11:31:22	3.494	17.897
7/13/2012	11:31:27	3.4824	17.888
7/13/2012	11:31:32	3.4942	17.874
7/13/2012	11:31:37	3.4722	17.861
7/13/2012	11:31:42	3.444	17.847
7/13/2012	11:31:47	3.4581	17.839
7/13/2012	11:31:52	3.4336	17.826
7/13/2012	11:31:57	3.4299	17.814
7/13/2012	11:32:02	3.4265	17.799
7/13/2012	11:32:07	3.4172	17.79
7/13/2012	11:32:12	3.4073	17.778
7/13/2012	11:32:17	3.4096	17.764
7/13/2012	11:32:22	3.4116	17.753
7/13/2012	11:32:27	3.3958	17.742
7/13/2012	11:32:32	3.385	17.73
7/13/2012	11:32:37	3.3831	17.718
7/13/2012	11:32:42	3.369	17.708
7/13/2012	11:32:48	3.3639	17.696
7/13/2012	11:32:53	3.3588	17.685
7/13/2012	11:32:58	3.3577	17.674
7/13/2012	11:33:03	3.3627	17.664
7/13/2012	11:33:08	3.3498	17.652
7/13/2012	11:33:13	3.3419	17.642
7/13/2012	11:33:18	3.33	17.631
7/13/2012	11:33:23	3.321	17.62
7/13/2012	11:33:28	3.3182	17.611
7/13/2012	11:33:33	3.3145	17.601
7/13/2012	11:33:38	3.3049	17.591
7/13/2012	11:33:43	3.295	17.581
7/13/2012	11:33:48	3.2933	17.572
7/13/2012	11:33:53	3.2987	17.562
7/13/2012	11:33:58	3.2837	17.552
7/13/2012	11:34:03	3.2818	17.543

7/13/2012	11:34:08	3.2773	17.533
7/13/2012	11:34:13	3.264	17.524
7/13/2012	11:34:18	3.2524	17.515
7/13/2012	11:34:23	3.2564	17.504
7/13/2012	11:34:28	3.244	17.495
7/13/2012	11:34:33	3.2485	17.486
7/13/2012	11:34:38	3.2456	17.477
7/13/2012	11:34:43	3.2403	17.466
7/13/2012	11:34:48	3.2293	17.458
7/13/2012	11:34:53	3.2318	17.448
7/13/2012	11:34:58	3.2211	17.437
7/13/2012	11:35:03	3.2152	17.43
7/13/2012	11:35:08	3.2078	17.421
7/13/2012	11:35:13	3.2064	17.413
7/13/2012	11:35:18	3.1943	17.403
7/13/2012	11:35:23	3.198	17.396
7/13/2012	11:35:28	3.1861	17.387
7/13/2012	11:35:33	3.1858	17.379
7/13/2012	11:35:38	3.1794	17.371
7/13/2012	11:35:43	3.17	17.361
7/13/2012	11:35:48	3.1551	17.355
7/13/2012	11:35:53	3.176	17.345
7/13/2012	11:35:58	3.1537	17.335
7/13/2012	11:36:03	3.1619	17.328
7/13/2012	11:36:08	3.1418	17.319
7/13/2012	11:36:13	3.1477	17.312
7/13/2012	11:36:18	3.1449	17.305
7/13/2012	11:36:23	3.1336	17.296
7/13/2012	11:36:28	3.148	17.29
7/13/2012	11:36:33	3.1218	17.283
7/13/2012	11:36:38	3.1212	17.271
7/13/2012	11:36:43	3.1052	17.265
7/13/2012	11:36:48	3.104	17.256
7/13/2012	11:36:53	3.0888	17.249
7/13/2012	11:36:58	3.0877	17.242
7/13/2012	11:37:03	3.0916	17.234
7/13/2012	11:37:08	3.0846	17.225
7/13/2012	11:37:13	3.0967	17.221
7/13/2012	11:37:18	3.0846	17.212
7/13/2012	11:37:23	3.0665	17.205
7/13/2012	11:37:28	3.0761	17.198
7/13/2012	11:37:33	3.0786	17.193
7/13/2012	11:37:38	3.0637	17.184
7/13/2012	11:37:43	3.0679	17.176
7/13/2012	11:37:48	3.0707	17.17
7/13/2012	11:37:53	3.0383	17.162
7/13/2012	11:37:58	3.0245	17.157
7/13/2012	11:38:03	3.049	17.149
7/13/2012	11:38:08	3.0234	17.143
7/13/2012	11:38:13	3.0259	17.135
7/13/2012	11:38:18	3.0197	17.129
7/13/2012	11:38:23	3.0267	17.122
7/13/2012	11:38:28	3.0295	17.114
7/13/2012	11:38:33	3.0245	17.109
7/13/2012	11:38:38	3.0253	17.104
7/13/2012	11:38:43	3.005	17.097
7/13/2012	11:38:48	2.9847	17.09
7/13/2012	11:38:53	3.0132	17.085
7/13/2012	11:38:58	2.9932	17.077
7/13/2012	11:39:03	2.9906	17.071
7/13/2012	11:39:08	2.9799	17.066
7/13/2012	11:39:13	2.9723	17.059
7/13/2012	11:39:18	2.9723	17.053
7/13/2012	11:39:23	2.9819	17.046
7/13/2012	11:39:28	2.9743	17.04
7/13/2012	11:39:33	2.9706	17.035

7/13/2012	11:39:38	2.9602	17.031
7/13/2012	11:39:43	2.9618	17.022
7/13/2012	11:39:48	2.9604	17.016
7/13/2012	11:39:53	2.9517	17.011
7/13/2012	11:39:58	2.9503	17.007
7/13/2012	11:40:03	2.9511	17.001
7/13/2012	11:40:08	2.9438	16.995
7/13/2012	11:40:13	2.9407	16.99
7/13/2012	11:40:18	2.9362	16.983
7/13/2012	11:40:23	2.937	16.979
7/13/2012	11:40:28	2.9339	16.974
7/13/2012	11:40:33	2.9297	16.967
7/13/2012	11:40:38	2.9238	16.963
7/13/2012	11:40:43	2.9111	16.958
7/13/2012	11:40:48	2.9147	16.952
7/13/2012	11:40:53	2.908	16.948
7/13/2012	11:40:58	2.9221	16.943
7/13/2012	11:41:03	2.8882	16.936
7/13/2012	11:41:08	2.9108	16.933
7/13/2012	11:41:13	2.9094	16.927
7/13/2012	11:41:18	2.8885	16.923
7/13/2012	11:41:23	2.8919	16.918
7/13/2012	11:41:28	2.8944	16.913
7/13/2012	11:41:33	2.8829	16.908
7/13/2012	11:41:38	2.8834	16.903
7/13/2012	11:41:43	2.8831	16.898
7/13/2012	11:41:48	2.8671	16.894
7/13/2012	11:41:53	2.8716	16.889
7/13/2012	11:41:58	2.8786	16.884
7/13/2012	11:42:03	2.871	16.879
7/13/2012	11:42:08	2.8651	16.875
7/13/2012	11:42:13	2.8631	16.871
7/13/2012	11:42:18	2.8569	16.866
7/13/2012	11:42:23	2.8631	16.862
7/13/2012	11:42:28	2.8507	16.857
7/13/2012	11:42:33	2.8524	16.854
7/13/2012	11:42:38	2.8549	16.848
7/13/2012	11:42:43	2.8352	16.845
7/13/2012	11:42:48	2.847	16.84
7/13/2012	11:42:53	2.8332	16.836
7/13/2012	11:42:58	2.8273	16.832
7/13/2012	11:43:03	2.8315	16.828
7/13/2012	11:43:08	2.8242	16.825
7/13/2012	11:43:13	2.8287	16.82
7/13/2012	11:43:18	2.8234	16.816
7/13/2012	11:43:23	2.8155	16.812
7/13/2012	11:43:28	2.8011	16.808
7/13/2012	11:43:33	2.8152	16.804
7/13/2012	11:43:38	2.8126	16.8
7/13/2012	11:43:44	2.8061	16.796
7/13/2012	11:43:49	2.8039	16.793
7/13/2012	11:43:54	2.7904	16.789
7/13/2012	11:43:59	2.8053	16.785
7/13/2012	11:44:04	2.7957	16.781
7/13/2012	11:44:09	2.7977	16.777
7/13/2012	11:44:14	2.7833	16.773
7/13/2012	11:44:19	2.7929	16.77
7/13/2012	11:44:24	2.7881	16.766
7/13/2012	11:44:29	2.7706	16.763
7/13/2012	11:44:34	2.7768	16.759
7/13/2012	11:44:39	2.7706	16.756
7/13/2012	11:44:44	2.7647	16.753
7/13/2012	11:44:49	2.7624	16.749
7/13/2012	11:44:54	2.7661	16.746
7/13/2012	11:44:59	2.7579	16.742
7/13/2012	11:45:04	2.7562	16.739

7/13/2012	11:45:09	2.761	16.735
7/13/2012	11:45:14	2.7503	16.731
7/13/2012	11:45:19	2.7503	16.728
7/13/2012	11:45:24	2.7444	16.724
7/13/2012	11:45:29	2.7452	16.722
7/13/2012	11:45:34	2.739	16.717
7/13/2012	11:45:39	2.7449	16.715
7/13/2012	11:45:44	2.7385	16.713
7/13/2012	11:45:49	2.732	16.709
7/13/2012	11:45:54	2.734	16.706
7/13/2012	11:45:59	2.7297	16.702
7/13/2012	11:46:04	2.7396	16.699
7/13/2012	11:46:09	2.7255	16.697
7/13/2012	11:46:14	2.7263	16.693
7/13/2012	11:46:19	2.7229	16.691
7/13/2012	11:46:24	2.712	16.687
7/13/2012	11:46:29	2.7125	16.683
7/13/2012	11:46:34	2.712	16.681
7/13/2012	11:46:39	2.7083	16.679
7/13/2012	11:46:44	2.699	16.677
7/13/2012	11:46:49	2.7015	16.673
7/13/2012	11:46:54	2.7024	16.67
7/13/2012	11:46:59	2.6945	16.667
7/13/2012	11:47:04	2.6933	16.663
7/13/2012	11:47:09	2.6916	16.66
7/13/2012	11:47:14	2.7007	16.658
7/13/2012	11:47:19	2.6818	16.655
7/13/2012	11:47:24	2.6826	16.653
7/13/2012	11:47:29	2.6871	16.65
7/13/2012	11:47:34	2.6744	16.648
7/13/2012	11:47:39	2.6722	16.645
7/13/2012	11:47:44	2.6837	16.642
7/13/2012	11:47:49	2.6719	16.639
7/13/2012	11:47:54	2.6589	16.637
7/13/2012	11:47:59	2.6713	16.634
7/13/2012	11:48:04	2.6725	16.633
7/13/2012	11:48:09	2.6558	16.629
7/13/2012	11:48:14	2.662	16.642
7/13/2012	11:48:19	2.6671	16.638
7/13/2012	11:48:24	2.6401	16.636
7/13/2012	11:48:29	2.6682	16.633
7/13/2012	11:48:34	2.6479	16.63
7/13/2012	11:48:39	2.6581	16.629
7/13/2012	11:48:44	2.6598	16.627
7/13/2012	11:48:49	2.6434	16.624
7/13/2012	11:48:54	2.6589	16.618
7/13/2012	11:48:59	2.6477	16.619
7/13/2012	11:49:04	2.6364	16.618
7/13/2012	11:49:09	2.6209	16.613
7/13/2012	11:49:14	2.6384	16.611
7/13/2012	11:49:19	2.6313	16.609
7/13/2012	11:49:24	2.635	16.607
7/13/2012	11:49:29	2.6282	16.603
7/13/2012	11:49:34	2.6265	16.602
7/13/2012	11:49:39	2.6336	16.597
7/13/2012	11:49:44	2.6259	16.595
7/13/2012	11:49:49	2.6279	16.594
7/13/2012	11:49:54	2.6234	16.59
7/13/2012	11:49:59	2.6254	16.587
7/13/2012	11:50:04	2.6181	16.59
7/13/2012	11:50:09	2.6087	16.585
7/13/2012	11:50:14	2.6118	16.583
7/13/2012	11:50:19	2.5958	16.577
7/13/2012	11:50:24	2.6073	16.579
7/13/2012	11:50:29	2.602	16.577
7/13/2012	11:50:34	2.6006	16.572

7/13/2012	11:50:39	2.6017	16.57
7/13/2012	11:50:44	2.5831	16.567
7/13/2012	11:50:49	2.5918	16.565
7/13/2012	11:50:54	2.582	16.565
7/13/2012	11:50:59	2.5983	16.565
7/13/2012	11:51:04	2.5921	16.559
7/13/2012	11:51:09	2.5887	16.559
7/13/2012	11:51:14	2.5966	16.557
7/13/2012	11:51:19	2.5873	16.552
7/13/2012	11:51:24	2.5873	16.551
7/13/2012	11:51:29	2.582	16.55
7/13/2012	11:51:34	2.5884	16.549
7/13/2012	11:51:39	2.5901	16.545
7/13/2012	11:51:44	2.5848	16.543
7/13/2012	11:51:49	2.558	16.543
7/13/2012	11:51:54	2.5602	16.54
7/13/2012	11:51:59	2.5825	16.537
7/13/2012	11:52:04	2.565	16.538
7/13/2012	11:52:09	2.5611	16.534
7/13/2012	11:52:14	2.5738	16.533
7/13/2012	11:52:19	2.547	16.533
7/13/2012	11:52:24	2.5701	16.533
7/13/2012	11:52:29	2.554	16.528
7/13/2012	11:52:34	2.5512	16.524
7/13/2012	11:52:39	2.5366	16.525
7/13/2012	11:52:44	2.5633	16.522
7/13/2012	11:52:49	2.558	16.52
7/13/2012	11:52:54	2.5402	16.519
7/13/2012	11:52:59	2.5461	16.514
7/13/2012	11:53:04	2.5442	16.516
7/13/2012	11:53:09	2.5478	16.515
7/13/2012	11:53:14	2.5419	16.511
7/13/2012	11:53:19	2.5366	16.512
7/13/2012	11:53:24	2.5442	16.51
7/13/2012	11:53:29	2.5397	16.508
7/13/2012	11:53:34	2.538	16.507
7/13/2012	11:53:39	2.538	16.508
7/13/2012	11:53:44	2.5208	16.503
7/13/2012	11:53:49	2.5239	16.504
7/13/2012	11:53:54	2.523	16.5
7/13/2012	11:53:59	2.5177	16.499
7/13/2012	11:54:04	2.5132	16.497
7/13/2012	11:54:09	2.5304	16.495
7/13/2012	11:54:14	2.5081	16.491
7/13/2012	11:54:19	2.5264	16.493
7/13/2012	11:54:24	2.5027	16.492
7/13/2012	11:54:29	2.5132	16.49
7/13/2012	11:54:34	2.5244	16.49
7/13/2012	11:54:40	2.5064	16.487
7/13/2012	11:54:45	2.5033	16.485
7/13/2012	11:54:50	2.5041	16.484
7/13/2012	11:54:55	2.5064	16.483
7/13/2012	11:55:00	2.5027	16.481
7/13/2012	11:55:05	2.4943	16.48
7/13/2012	11:55:10	2.5101	16.479
7/13/2012	11:55:15	2.5027	16.477
7/13/2012	11:55:20	2.4929	16.476
7/13/2012	11:55:25	2.5044	16.474
7/13/2012	11:55:30	2.4931	16.473
7/13/2012	11:55:35	2.4929	16.472
7/13/2012	11:55:40	2.5013	16.47
7/13/2012	11:55:45	2.5078	16.469
7/13/2012	11:55:50	2.5053	16.468
7/13/2012	11:55:55	2.4883	16.466
7/13/2012	11:56:00	2.4844	16.466
7/13/2012	11:56:05	2.481	16.464

7/13/2012	11:56:10	2.479	16.463
7/13/2012	11:56:15	2.4833	16.461
7/13/2012	11:56:20	2.4836	16.461
7/13/2012	11:56:25	2.4805	16.46
7/13/2012	11:56:30	2.4762	16.458
7/13/2012	11:56:35	2.4788	16.458
7/13/2012	11:56:40	2.4779	16.456
7/13/2012	11:56:45	2.4782	16.454
7/13/2012	11:56:50	2.4757	16.453
7/13/2012	11:56:55	2.4881	16.452
7/13/2012	11:57:00	2.4796	16.451
7/13/2012	11:57:05	2.4835	16.45
7/13/2012	11:57:10	2.4675	16.448
7/13/2012	11:57:15	2.4641	16.447
7/13/2012	11:57:20	2.4728	16.446
7/13/2012	11:57:25	2.4782	16.444
7/13/2012	11:57:30	2.4613	16.444
7/13/2012	11:57:35	2.4672	16.443
7/13/2012	11:57:40	2.4655	16.441
7/13/2012	11:57:45	2.4599	16.441
7/13/2012	11:57:50	2.4655	16.439
7/13/2012	11:57:55	2.4621	16.439
7/13/2012	11:58:00	2.4542	16.438
7/13/2012	11:58:05	2.4638	16.436
7/13/2012	11:58:10	2.4508	16.435
7/13/2012	11:58:15	2.4548	16.434
7/13/2012	11:58:20	2.4587	16.434
7/13/2012	11:58:25	2.4551	16.432
7/13/2012	11:58:30	2.4587	16.431
7/13/2012	11:58:35	2.4432	16.431
7/13/2012	11:58:40	2.4539	16.429
7/13/2012	11:58:45	2.4542	16.429
7/13/2012	11:58:50	2.4356	16.426
7/13/2012	11:58:55	2.4427	16.426
7/13/2012	11:59:00	2.4359	16.426
7/13/2012	11:59:05	2.4387	16.425
7/13/2012	11:59:10	2.4415	16.423
7/13/2012	11:59:15	2.4379	16.422
7/13/2012	11:59:20	2.4367	16.421
7/13/2012	11:59:25	2.4418	16.422
7/13/2012	11:59:30	2.4398	16.42
7/13/2012	11:59:35	2.4435	16.418
7/13/2012	11:59:40	2.4218	16.418
7/13/2012	11:59:45	2.4336	16.416
7/13/2012	11:59:50	2.4334	16.418
7/13/2012	11:59:55	2.4407	16.414
7/13/2012	12:00:00	2.4246	16.414
7/13/2012	12:00:05	2.43	16.413
7/13/2012	12:00:10	2.4274	16.413
7/13/2012	12:00:15	2.437	16.41
7/13/2012	12:00:20	2.4252	16.412
7/13/2012	12:00:25	2.4274	16.411
7/13/2012	12:00:30	2.4289	16.41
7/13/2012	12:00:35	2.4221	16.408
7/13/2012	12:00:40	2.4229	16.407
7/13/2012	12:00:45	2.4351	16.407
7/13/2012	12:00:50	2.4235	16.405
7/13/2012	12:00:55	2.4277	16.405
7/13/2012	12:01:00	2.4024	16.405
7/13/2012	12:01:05	2.406	16.403
7/13/2012	12:01:10	2.399	16.401
7/13/2012	12:01:15	2.406	16.403
7/13/2012	12:01:20	2.4122	16.4
7/13/2012	12:01:25	2.4007	16.4
7/13/2012	12:01:30	2.4049	16.399
7/13/2012	12:01:35	2.3914	16.397

7/13/2012	12:01:40	2.4004	16.399
7/13/2012	12:01:45	2.4108	16.396
7/13/2012	12:01:50	2.4071	16.396
7/13/2012	12:01:55	2.3911	16.396
7/13/2012	12:02:00	2.4029	16.394
7/13/2012	12:02:05	2.3992	16.395
7/13/2012	12:02:10	2.3885	16.393
7/13/2012	12:02:15	2.3967	16.393
7/13/2012	12:02:20	2.4043	16.395
7/13/2012	12:02:25	2.395	16.391
7/13/2012	12:02:30	2.3857	16.392
7/13/2012	12:02:35	2.4007	16.39
7/13/2012	12:02:40	2.3905	16.39
7/13/2012	12:02:45	2.3967	16.389
7/13/2012	12:02:50	2.3812	16.387
7/13/2012	12:02:55	2.3891	16.387
7/13/2012	12:03:00	2.3967	16.386
7/13/2012	12:03:05	2.3835	16.386
7/13/2012	12:03:10	2.3947	16.383
7/13/2012	12:03:15	2.3781	16.385
7/13/2012	12:03:20	2.393	16.383
7/13/2012	12:03:25	2.3857	16.384
7/13/2012	12:03:30	2.3685	16.381
7/13/2012	12:03:35	2.3809	16.382
7/13/2012	12:03:40	2.3744	16.379
7/13/2012	12:03:45	2.3787	16.38
7/13/2012	12:03:50	2.3857	16.38
7/13/2012	12:03:55	2.3877	16.378
7/13/2012	12:04:00	2.3911	16.379
7/13/2012	12:04:05	2.3933	16.379
7/13/2012	12:04:10	2.3702	16.376
7/13/2012	12:04:15	2.3795	16.378
7/13/2012	12:04:20	2.3727	16.377
7/13/2012	12:04:25	2.3801	16.378
7/13/2012	12:04:30	2.3699	16.373
7/13/2012	12:04:35	2.3761	16.374
7/13/2012	12:04:40	2.3601	16.373
7/13/2012	12:04:45	2.366	16.371
7/13/2012	12:04:50	2.3668	16.372
7/13/2012	12:04:55	2.3601	16.371
7/13/2012	12:05:00	2.3823	16.374
7/13/2012	12:05:05	2.3795	16.371
7/13/2012	12:05:10	2.3632	16.371
7/13/2012	12:05:15	2.3682	16.37
7/13/2012	12:05:20	2.3668	16.366
7/13/2012	12:05:25	2.3522	16.369
7/13/2012	12:05:30	2.3654	16.367
7/13/2012	12:05:36	2.3677	16.365
7/13/2012	12:05:41	2.3677	16.366
7/13/2012	12:05:46	2.3553	16.367
7/13/2012	12:05:51	2.3533	16.364
7/13/2012	12:05:56	2.3671	16.366
7/13/2012	12:06:01	2.3505	16.364
7/13/2012	12:06:06	2.351	16.364
7/13/2012	12:06:11	2.3513	16.363
7/13/2012	12:06:16	2.3682	16.362
7/13/2012	12:06:21	2.3454	16.361
7/13/2012	12:06:26	2.3367	16.363
7/13/2012	12:06:31	2.3578	16.361
7/13/2012	12:06:36	2.3649	16.361
7/13/2012	12:06:41	2.333	16.361

Serial_number:
1034224
Project ID:
209280
Location:
690 St Paul
Level Ft
UNIT: ft
Offset: -1.899997 ft
Altitude: 0.000000 ft
Density: 1.000000 kg/L
TEMPERATURE
UNIT: Deg C

Date	Time	Level Ft	TEMPERATURE
7/12/2012	14:38:34	2.3994	22.046
7/12/2012	14:38:40	2.405	21.969
7/12/2012	14:38:42	2.3926	21.963
7/12/2012	14:38:43	2.4039	21.955
7/12/2012	14:38:44	2.4093	21.949
7/12/2012	14:38:45	2.3884	21.939
7/12/2012	14:38:46	2.4056	21.931
7/12/2012	14:38:47	2.3965	21.924
7/12/2012	14:38:48	2.4064	21.914
7/12/2012	14:38:49	2.3985	21.906
7/12/2012	14:38:50	2.3977	21.897
7/12/2012	14:38:51	2.4008	21.888
7/12/2012	14:38:52	2.401	21.88
7/12/2012	14:38:53	2.4002	21.87
7/12/2012	14:38:54	2.39	21.862
7/12/2012	14:38:55	2.4033	21.854
7/12/2012	14:38:56	2.4081	21.845
7/12/2012	14:38:57	2.3897	21.836
7/12/2012	14:38:58	2.3903	21.827
7/12/2012	14:38:59	2.3974	21.821
7/12/2012	14:39:00	2.3993	21.813
7/12/2012	14:39:01	2.3897	21.803
7/12/2012	14:39:02	2.4024	21.796
7/12/2012	14:39:03	2.3948	21.788
7/12/2012	14:39:04	2.3841	21.778
7/12/2012	14:39:05	2.403	21.771
7/12/2012	14:39:06	2.3965	21.763
7/12/2012	14:39:07	2.3985	21.755
7/12/2012	14:39:08	2.3965	21.747
7/12/2012	14:39:09	2.3835	21.739
7/12/2012	14:39:10	2.3968	21.732
7/12/2012	14:39:11	2.3984	21.724
7/12/2012	14:39:12	2.3999	21.716
7/12/2012	14:39:13	2.3945	21.709
7/12/2012	14:39:14	2.3959	21.702
7/12/2012	14:39:15	2.3931	21.694
7/12/2012	14:39:16	2.3982	21.687
7/12/2012	14:39:17	2.4024	21.68

7/12/2012	14:39:18	2.3998	21.673
7/12/2012	14:39:19	2.3976	21.664
7/12/2012	14:39:20	2.401	21.658
7/12/2012	14:39:21	2.3984	21.663
7/12/2012	14:39:22	2.3984	21.656
7/12/2012	14:39:23	2.3874	21.649
7/12/2012	14:39:25	2.3857	21.642
7/12/2012	14:39:26	2.4063	21.635
7/12/2012	14:39:27	2.3916	21.627
7/12/2012	14:39:28	2.4568	21.621
7/12/2012	14:39:29	2.3685	21.614
7/12/2012	14:39:30	2.4139	21.606
7/12/2012	14:39:31	2.4935	21.597
7/12/2012	14:39:32	3.6193	21.589
7/12/2012	14:39:33	3.7223	21.58
7/12/2012	14:39:34	3.592	21.569
7/12/2012	14:39:35	3.5056	21.555
7/12/2012	14:39:36	3.4337	21.538
7/12/2012	14:39:37	2.9128	21.52
7/12/2012	14:39:38	1.8927	21.499
7/12/2012	14:39:39	2.6134	21.477
7/12/2012	14:39:40	2.5719	21.454
7/12/2012	14:39:41	2.5826	21.432
7/12/2012	14:39:42	2.5727	21.408
7/12/2012	14:39:43	2.5761	21.386
7/12/2012	14:39:44	2.5868	21.363
7/12/2012	14:39:45	2.5868	21.341
7/12/2012	14:39:46	2.5851	21.319
7/12/2012	14:39:47	2.5792	21.298
7/12/2012	14:39:48	2.5822	21.277
7/12/2012	14:39:49	2.5859	21.258
7/12/2012	14:39:50	2.5851	21.238
7/12/2012	14:39:51	2.5831	21.218
7/12/2012	14:39:52	2.5887	21.198
7/12/2012	14:39:53	2.5839	21.179
7/12/2012	14:39:54	2.5757	21.16
7/12/2012	14:39:55	2.583	21.142
7/12/2012	14:39:56	2.576	21.125
7/12/2012	14:39:57	2.572	21.106
7/12/2012	14:39:58	2.5658	21.086
7/12/2012	14:39:59	2.5816	21.068
7/12/2012	14:40:00	2.5689	21.05
7/12/2012	14:40:01	2.5672	21.036
7/12/2012	14:40:02	2.559	21.016
7/12/2012	14:40:03	2.5872	20.997
7/12/2012	14:40:04	2.5711	20.982
7/12/2012	14:40:05	2.5756	20.966
7/12/2012	14:40:06	2.5841	20.95
7/12/2012	14:40:07	2.5683	20.933
7/12/2012	14:40:08	2.557	20.918
7/12/2012	14:40:09	2.5686	20.901
7/12/2012	14:40:10	2.5872	20.884

7/12/2012	14:40:11	2.5815	20.869
7/12/2012	14:40:12	2.5852	20.854
7/12/2012	14:40:13	2.5852	20.84
7/12/2012	14:40:14	2.5823	20.822
7/12/2012	14:40:15	2.5871	20.806
7/12/2012	14:40:16	2.5806	20.793
7/12/2012	14:40:17	2.5694	20.779
7/12/2012	14:40:18	2.5674	20.763
7/12/2012	14:40:19	2.5688	20.749
7/12/2012	14:40:20	2.5764	20.735
7/12/2012	14:40:21	2.5693	20.722
7/12/2012	14:40:22	2.573	20.708
7/12/2012	14:40:23	2.5789	20.695
7/12/2012	14:40:24	2.5783	20.682
7/12/2012	14:40:25	2.5752	20.668
7/12/2012	14:40:26	2.5738	20.655
7/12/2012	14:40:27	2.5659	20.642
7/12/2012	14:40:28	2.5789	20.63
7/12/2012	14:40:29	2.5639	20.618
7/12/2012	14:40:30	2.5721	20.605
7/12/2012	14:40:31	2.5622	20.593
7/12/2012	14:40:32	2.5715	20.581
7/12/2012	14:40:33	2.5738	20.57
7/12/2012	14:40:34	2.5605	20.572
7/12/2012	14:40:35	2.5648	20.561
7/12/2012	14:40:37	2.5721	20.549
7/12/2012	14:40:38	2.5772	20.538
7/12/2012	14:40:39	2.5698	20.527
7/12/2012	14:40:40	2.5692	20.517
7/12/2012	14:40:41	2.5625	20.506
7/12/2012	14:40:42	2.5639	20.493
7/12/2012	14:40:43	2.5543	20.483
7/12/2012	14:40:44	2.5752	20.471
7/12/2012	14:40:45	2.5531	20.461
7/12/2012	14:40:46	2.5658	20.45
7/12/2012	14:40:47	2.5684	20.44
7/12/2012	14:40:48	2.5568	20.43
7/12/2012	14:40:49	2.5565	20.42
7/12/2012	14:40:50	2.5571	20.41
7/12/2012	14:40:51	2.5633	20.401
7/12/2012	14:40:52	2.5647	20.392
7/12/2012	14:40:53	2.5573	20.382
7/12/2012	14:40:54	2.5559	20.372
7/12/2012	14:40:55	2.5489	20.364
7/12/2012	14:40:56	2.5554	20.355
7/12/2012	14:40:57	2.5613	20.345
7/12/2012	14:40:58	2.5582	20.337
7/12/2012	14:40:59	2.5539	20.33
7/12/2012	14:41:00	2.559	20.32
7/12/2012	14:41:01	2.5632	20.314
7/12/2012	14:41:02	2.559	20.301
7/12/2012	14:41:03	2.5551	20.296

7/12/2012	14:41:04	2.557	20.286
7/12/2012	14:41:05	2.5517	20.278
7/12/2012	14:41:06	2.5525	20.27
7/12/2012	14:41:07	2.5615	20.261
7/12/2012	14:41:08	2.57	20.254
7/12/2012	14:41:09	2.5483	20.246
7/12/2012	14:41:10	2.5514	20.238
7/12/2012	14:41:11	2.5519	20.231
7/12/2012	14:41:12	2.5601	20.224
7/12/2012	14:41:13	2.5601	20.217
7/12/2012	14:41:14	2.5449	20.21
7/12/2012	14:41:15	2.5502	20.203
7/12/2012	14:41:16	2.5488	20.196
7/12/2012	14:41:17	2.6695	20.189
7/12/2012	14:41:18	2.6399	20.182
7/12/2012	14:41:19	2.6357	20.176
7/12/2012	14:41:20	2.6622	20.169
7/12/2012	14:41:21	2.8137	20.162
7/12/2012	14:41:22	2.8193	20.154
7/12/2012	14:41:23	2.918	20.149
7/12/2012	14:41:24	2.9708	20.143
7/12/2012	14:41:25	3.0526	20.135
7/12/2012	14:41:26	3.1451	20.13
7/12/2012	14:41:27	3.2898	20.126
7/12/2012	14:41:28	3.2974	20.117
7/12/2012	14:41:29	3.3648	20.108
7/12/2012	14:41:30	3.3798	20.106
7/12/2012	14:41:31	3.4021	20.101
7/12/2012	14:41:32	3.4032	20.094
7/12/2012	14:41:33	3.4074	20.086
7/12/2012	14:41:34	3.406	20.08
7/12/2012	14:41:35	3.421	20.075
7/12/2012	14:41:36	3.4232	20.07
7/12/2012	14:41:37	3.4114	20.066
7/12/2012	14:41:38	3.4167	20.06
7/12/2012	14:41:39	3.4212	20.055
7/12/2012	14:41:40	3.4102	20.05
7/12/2012	14:41:41	3.4207	20.044
7/12/2012	14:41:42	3.4097	20.039
7/12/2012	14:41:43	3.415	20.034
7/12/2012	14:41:44	3.4223	20.028
7/12/2012	14:41:45	3.4232	20.023
7/12/2012	14:41:46	3.4133	20.019
7/12/2012	14:41:47	3.4099	20.027
7/12/2012	14:41:48	3.4133	20.022
7/12/2012	14:41:50	3.4232	20.018
7/12/2012	14:41:51	3.4246	20.012
7/12/2012	14:41:52	3.4096	20.005
7/12/2012	14:41:53	3.4108	20.003
7/12/2012	14:41:54	3.4096	19.999
7/12/2012	14:41:55	3.4079	19.992
7/12/2012	14:41:56	3.4164	19.986

7/12/2012	14:41:57	3.4141	19.981
7/12/2012	14:41:58	3.4119	19.976
7/12/2012	14:41:59	3.409	19.972
7/12/2012	14:42:00	3.4116	19.967
7/12/2012	14:42:01	3.4096	19.962
7/12/2012	14:42:02	3.4175	19.957
7/12/2012	14:42:03	3.4212	19.953
7/12/2012	14:42:04	3.4198	19.948
7/12/2012	14:42:05	3.4113	19.943
7/12/2012	14:42:06	3.4158	19.939
7/12/2012	14:42:07	3.4113	19.935
7/12/2012	14:42:08	3.4068	19.93
7/12/2012	14:42:09	3.4133	19.925
7/12/2012	14:42:10	3.4045	19.921
7/12/2012	14:42:11	3.4082	19.917
7/12/2012	14:42:12	3.4164	19.913
7/12/2012	14:42:13	3.4076	19.908
7/12/2012	14:42:14	3.4099	19.904
7/12/2012	14:42:15	3.413	19.901
7/12/2012	14:42:16	3.4163	19.897
7/12/2012	14:42:17	3.4155	19.892
7/12/2012	14:42:18	3.4223	19.888
7/12/2012	14:42:19	3.4101	19.884
7/12/2012	14:42:20	3.4177	19.881
7/12/2012	14:42:21	3.4149	19.877
7/12/2012	14:42:22	3.4076	19.873
7/12/2012	14:42:23	3.4101	19.869
7/12/2012	14:42:24	3.4098	19.865
7/12/2012	14:42:25	3.4059	19.862
7/12/2012	14:42:26	3.4118	19.858
7/12/2012	14:42:27	3.4124	19.855
7/12/2012	14:42:28	3.4132	19.85
7/12/2012	14:42:29	3.4045	19.847
7/12/2012	14:42:30	3.4059	19.844
7/12/2012	14:42:31	3.4081	19.84
7/12/2012	14:42:32	3.4073	19.836
7/12/2012	14:42:33	3.4177	19.832
7/12/2012	14:42:34	3.4073	19.83
7/12/2012	14:42:35	3.4064	19.826
7/12/2012	14:42:36	3.4045	19.822
7/12/2012	14:42:37	3.4059	19.819
7/12/2012	14:42:38	3.4067	19.815
7/12/2012	14:42:39	3.3968	19.812
7/12/2012	14:42:40	3.4059	19.808
7/12/2012	14:42:41	3.4061	19.805
7/12/2012	14:42:42	3.4059	19.802
7/12/2012	14:42:43	3.4109	19.798
7/12/2012	14:42:44	3.4027	19.795
7/12/2012	14:42:45	3.4112	19.792
7/12/2012	14:42:46	3.4078	19.789
7/12/2012	14:42:47	3.3951	19.785
7/12/2012	14:42:48	3.403	19.783

7/12/2012	14:42:49	3.405	19.778
7/12/2012	14:42:50	3.3994	19.776
7/12/2012	14:42:51	3.4061	19.773
7/12/2012	14:42:52	3.4098	19.77
7/12/2012	14:42:53	3.4081	19.768
7/12/2012	14:42:54	3.4163	19.763
7/12/2012	14:42:55	3.4118	19.759
7/12/2012	14:42:56	3.4092	19.758
7/12/2012	14:42:57	3.4149	19.755
7/12/2012	14:42:58	3.3886	19.752
7/12/2012	14:42:59	3.4126	19.761
7/12/2012	14:43:00	3.4047	19.759
7/12/2012	14:43:02	3.3985	19.755
7/12/2012	14:43:03	3.3968	19.754
7/12/2012	14:43:04	3.3934	19.75
7/12/2012	14:43:05	3.4013	19.746
7/12/2012	14:43:06	3.4078	19.744
7/12/2012	14:43:07	3.4044	19.739
7/12/2012	14:43:08	3.4024	19.736
7/12/2012	14:43:09	3.4092	19.733
7/12/2012	14:43:10	3.3959	19.729
7/12/2012	14:43:11	3.4016	19.725
7/12/2012	14:43:12	3.4024	19.722
7/12/2012	14:43:13	3.3973	19.718
7/12/2012	14:43:14	3.4064	19.715
7/12/2012	14:43:15	3.3959	19.712
7/12/2012	14:43:16	3.4019	19.71
7/12/2012	14:43:17	3.3982	19.707
7/12/2012	14:43:18	3.4072	19.703
7/12/2012	14:43:19	3.4143	19.7
7/12/2012	14:43:20	3.3962	19.698
7/12/2012	14:43:21	3.4081	19.694
7/12/2012	14:43:22	3.4033	19.692
7/12/2012	14:43:23	3.3965	19.687
7/12/2012	14:43:24	3.3942	19.685
7/12/2012	14:43:25	3.3908	19.683
7/12/2012	14:43:26	3.4058	19.679
7/12/2012	14:43:27	3.4032	19.68
7/12/2012	14:43:28	3.4123	19.674
7/12/2012	14:43:29	3.3956	19.672
7/12/2012	14:43:30	3.3956	19.668
7/12/2012	14:43:31	3.4032	19.666
7/12/2012	14:43:32	3.4092	19.663
7/12/2012	14:43:33	3.4013	19.661
7/12/2012	14:43:34	3.4007	19.657
7/12/2012	14:43:35	3.3928	19.655
7/12/2012	14:43:36	3.3998	19.651
7/12/2012	14:43:37	3.4029	19.65
7/12/2012	14:43:38	3.4044	19.646
7/12/2012	14:43:39	3.3815	19.644
7/12/2012	14:43:40	3.3956	19.642
7/12/2012	14:43:41	3.4049	19.639

7/12/2012	14:43:42	3.3886	19.636
7/12/2012	14:43:43	3.3883	19.634
7/12/2012	14:43:44	3.3928	19.632
7/12/2012	14:43:45	3.3917	19.627
7/12/2012	14:43:46	3.4075	19.629
7/12/2012	14:43:47	3.3818	19.626
7/12/2012	14:43:48	3.4089	19.62
7/12/2012	14:43:49	3.3956	19.619
7/12/2012	14:43:50	3.4058	19.616
7/12/2012	14:43:51	3.3877	19.614
7/12/2012	14:43:52	3.3883	19.613
7/12/2012	14:43:53	3.3784	19.607
7/12/2012	14:43:54	3.3787	19.606
7/12/2012	14:43:55	3.399	19.605
7/12/2012	14:43:56	3.384	19.602
7/12/2012	14:43:57	3.3948	19.61
7/12/2012	14:43:58	3.3931	19.604
7/12/2012	14:43:59	3.3787	19.599
7/12/2012	14:44:00	3.4038	19.596
7/12/2012	14:44:01	3.4029	19.595
7/12/2012	14:44:02	3.3914	19.592
7/12/2012	14:44:03	3.3956	19.589
7/12/2012	14:44:04	3.3832	19.584
7/12/2012	14:44:05	3.3823	19.583
7/12/2012	14:44:06	3.3911	19.582
7/12/2012	14:44:07	3.3916	19.581
7/12/2012	14:44:08	3.3899	19.576
7/12/2012	14:44:09	3.3798	19.577
7/12/2012	14:44:10	3.3798	19.573
7/12/2012	14:44:11	3.3959	19.568
7/12/2012	14:44:12	3.3919	19.569
7/12/2012	14:44:14	3.4032	19.567
7/12/2012	14:44:15	3.3865	19.565
7/12/2012	14:44:16	3.3927	19.559
7/12/2012	14:44:17	3.3758	19.559
7/12/2012	14:44:18	3.3857	19.554
7/12/2012	14:44:19	3.3829	19.555
7/12/2012	14:44:20	3.3885	19.55
7/12/2012	14:44:21	3.3832	19.55
7/12/2012	14:44:22	3.4012	19.548
7/12/2012	14:44:23	3.3919	19.545
7/12/2012	14:44:24	3.3834	19.543
7/12/2012	14:44:25	3.3902	19.541
7/12/2012	14:44:26	3.3803	19.537
7/12/2012	14:44:27	3.3786	19.533
7/12/2012	14:44:28	3.3877	19.534
7/12/2012	14:44:29	3.3815	19.531
7/12/2012	14:44:30	3.3908	19.528
7/12/2012	14:44:31	3.3978	19.525
7/12/2012	14:44:32	3.3809	19.525
7/12/2012	14:44:33	3.3919	19.52
7/12/2012	14:44:34	3.3868	19.518

7/12/2012	14:44:35	3.3823	19.519
7/12/2012	14:44:36	3.3876	19.517
7/12/2012	14:44:37	3.3733	19.514
7/12/2012	14:44:38	3.3829	19.512
7/12/2012	14:44:39	3.3998	19.508
7/12/2012	14:44:40	3.3874	19.508
7/12/2012	14:44:41	3.3747	19.506
7/12/2012	14:44:42	3.3778	19.503
7/12/2012	14:44:43	3.3803	19.502
7/12/2012	14:44:44	3.3823	19.498
7/12/2012	14:44:45	3.3902	19.496
7/12/2012	14:44:46	3.3812	19.496
7/12/2012	14:44:47	3.389	19.494
7/12/2012	14:44:48	3.3733	19.505
7/12/2012	14:44:49	3.3814	19.501
7/12/2012	14:44:50	3.3848	19.499
7/12/2012	14:44:51	3.4063	19.496
7/12/2012	14:44:52	3.3899	19.496
7/12/2012	14:44:53	3.3865	19.494
7/12/2012	14:44:54	3.384	19.486
7/12/2012	14:44:56	3.3778	19.476
7/12/2012	14:44:56	3.3769	19.481
7/12/2012	14:44:57	3.3716	19.489
7/12/2012	14:44:58	3.3868	19.483
7/12/2012	14:44:59	3.3828	19.479
7/12/2012	14:45:00	3.3967	19.479
7/12/2012	14:45:01	3.3752	19.474
7/12/2012	14:45:02	3.3769	19.471
7/12/2012	14:45:03	3.3859	19.47
7/12/2012	14:45:04	3.3778	19.468
7/12/2012	14:45:05	3.3823	19.467
7/12/2012	14:45:06	3.4062	19.461
7/12/2012	14:45:07	3.3803	19.462
7/12/2012	14:45:08	3.3713	19.456
7/12/2012	14:45:09	3.3803	19.454
7/12/2012	14:45:10	3.391	19.454
7/12/2012	14:45:11	3.391	19.452
7/12/2012	14:45:12	3.3913	19.449
7/12/2012	14:45:13	3.3839	19.446
7/12/2012	14:45:14	3.38	19.447
7/12/2012	14:45:15	3.3845	19.446
7/12/2012	14:45:16	3.3791	19.442
7/12/2012	14:45:17	3.3848	19.44
7/12/2012	14:45:18	3.3817	19.436
7/12/2012	14:45:19	3.3803	19.436
7/12/2012	14:45:20	3.3932	19.433
7/12/2012	14:45:21	3.3879	19.431
7/12/2012	14:45:22	3.3873	19.43
7/12/2012	14:45:23	3.3777	19.427
7/12/2012	14:45:24	3.3884	19.424
7/12/2012	14:45:25	3.3749	19.422
7/12/2012	14:45:27	3.3743	19.419

7/12/2012	14:45:28	3.4042	19.418
7/12/2012	14:45:29	3.3882	19.419
7/12/2012	14:45:30	3.3695	19.416
7/12/2012	14:45:31	3.3749	19.415
7/12/2012	14:45:32	3.3735	19.412
7/12/2012	14:45:33	3.3741	19.409
7/12/2012	14:45:34	3.3845	19.41
7/12/2012	14:45:35	3.3715	19.405
7/12/2012	14:45:36	3.3907	19.403
7/12/2012	14:45:37	3.3915	19.403
7/12/2012	14:45:38	3.3752	19.399
7/12/2012	14:45:39	3.3808	19.397
7/12/2012	14:45:40	3.3862	19.395
7/12/2012	14:45:41	3.3811	19.396
7/12/2012	14:45:42	3.3938	19.392
7/12/2012	14:45:43	3.3929	19.392
7/12/2012	14:45:44	3.3817	19.388
7/12/2012	14:45:45	3.3867	19.386
7/12/2012	14:45:46	3.3712	19.396
7/12/2012	14:45:47	3.3881	19.389
7/12/2012	14:45:48	3.3865	19.387
7/12/2012	14:45:49	3.3701	19.385
7/12/2012	14:45:50	3.385	19.383
7/12/2012	14:45:51	3.3777	19.38
7/12/2012	14:45:52	3.38	19.379
7/12/2012	14:45:53	3.3828	19.376
7/12/2012	14:45:54	3.3732	19.376
7/12/2012	14:45:55	3.3811	19.372
7/12/2012	14:45:56	3.376	19.371
7/12/2012	14:45:57	3.3774	19.369
7/12/2012	14:45:58	3.3988	19.368
7/12/2012	14:45:59	3.3859	19.365
7/12/2012	14:46:00	3.3785	19.364
7/12/2012	14:46:01	3.3777	19.362
7/12/2012	14:46:02	3.3878	19.359
7/12/2012	14:46:03	3.3808	19.359
7/12/2012	14:46:04	3.3822	19.357
7/12/2012	14:46:05	3.3797	19.356
7/12/2012	14:46:06	3.3785	19.353
7/12/2012	14:46:07	3.3847	19.352
7/12/2012	14:46:08	3.3816	19.349
7/12/2012	14:46:09	3.3718	19.347
7/12/2012	14:46:10	3.376	19.347
7/12/2012	14:46:11	3.3799	19.344
7/12/2012	14:46:12	3.3794	19.342
7/12/2012	14:46:13	3.3892	19.341
7/12/2012	14:46:14	3.3766	19.339
7/12/2012	14:46:15	3.3828	19.336
7/12/2012	14:46:16	3.3746	19.335
7/12/2012	14:46:17	3.385	19.334
7/12/2012	14:46:18	3.3909	19.333
7/12/2012	14:46:19	3.3732	19.329

7/12/2012	14:46:20	3.3859	19.329
7/12/2012	14:46:21	3.3867	19.336
7/12/2012	14:46:22	3.3878	19.329
7/12/2012	14:46:23	3.389	19.329
7/12/2012	14:46:24	3.3873	19.326
7/12/2012	14:46:25	3.3859	19.326
7/12/2012	14:46:26	3.385	19.323
7/12/2012	14:46:27	3.3796	19.322
7/12/2012	14:46:28	3.3749	19.32
7/12/2012	14:46:29	3.3844	19.318
7/12/2012	14:46:30	3.3811	19.315
7/12/2012	14:46:31	3.3782	19.315
7/12/2012	14:46:32	3.3763	19.313
7/12/2012	14:46:33	3.374	19.312
7/12/2012	14:46:34	3.374	19.309
7/12/2012	14:46:35	3.3782	19.307
7/12/2012	14:46:36	3.3816	19.306
7/12/2012	14:46:37	3.3842	19.303
7/12/2012	14:46:39	3.383	19.302
7/12/2012	14:46:40	3.3802	19.301
7/12/2012	14:46:41	3.3715	19.299
7/12/2012	14:46:42	3.3833	19.297
7/12/2012	14:46:43	3.3777	19.296
7/12/2012	14:46:44	3.3717	19.294
7/12/2012	14:46:45	3.3695	19.291
7/12/2012	14:46:46	3.3847	19.292
7/12/2012	14:46:47	3.3757	19.289
7/12/2012	14:46:48	3.3822	19.288
7/12/2012	14:46:49	3.3796	19.285
7/12/2012	14:46:50	3.3785	19.284
7/12/2012	14:46:51	3.3779	19.283
7/12/2012	14:46:52	3.3734	19.281
7/12/2012	14:46:53	3.37	19.28
7/12/2012	14:46:54	3.3816	19.277
7/12/2012	14:46:55	3.3808	19.276
7/12/2012	14:46:56	3.3813	19.275
7/12/2012	14:46:57	3.3729	19.273
7/12/2012	14:46:58	3.3765	19.271
7/12/2012	14:46:59	3.3751	19.271
7/12/2012	14:47:00	3.3726	19.268
7/12/2012	14:47:01	3.3731	19.266
7/12/2012	14:47:02	3.3714	19.266
7/12/2012	14:47:03	3.3776	19.263
7/12/2012	14:47:04	3.3683	19.262
7/12/2012	14:47:05	3.374	19.261
7/12/2012	14:47:06	3.3774	19.259
7/12/2012	14:47:07	3.3824	19.258
7/12/2012	14:47:08	3.3774	19.256
7/12/2012	14:47:09	3.3686	19.255
7/12/2012	14:47:10	3.3695	19.253
7/12/2012	14:47:11	3.3765	19.252
7/12/2012	14:47:12	3.3807	19.263

7/12/2012	14:47:13	3.3875	19.262
7/12/2012	14:47:14	3.3726	19.261
7/12/2012	14:47:15	3.3813	19.259
7/12/2012	14:47:16	3.3774	19.257
7/12/2012	14:47:17	3.3762	19.256
7/12/2012	14:47:18	3.3751	19.255
7/12/2012	14:47:19	3.3675	19.253
7/12/2012	14:47:20	3.3709	19.25
7/12/2012	14:47:21	3.3751	19.247
7/12/2012	14:47:22	3.3799	19.245
7/12/2012	14:47:23	3.3757	19.245
7/12/2012	14:47:24	3.3714	19.242
7/12/2012	14:47:25	3.3711	19.24
7/12/2012	14:47:26	3.3765	19.238
7/12/2012	14:47:27	3.3663	19.236
7/12/2012	14:47:28	3.3782	19.235
7/12/2012	14:47:29	3.3802	19.233
7/12/2012	14:47:30	3.3652	19.231
7/12/2012	14:47:31	3.3731	19.229
7/12/2012	14:47:32	3.3723	19.228
7/12/2012	14:47:33	3.3827	19.226
7/12/2012	14:47:34	3.3742	19.224
7/12/2012	14:47:35	3.37	19.222
7/12/2012	14:47:36	3.3663	19.221
7/12/2012	14:47:37	3.363	19.22
7/12/2012	14:47:38	3.3661	19.218
7/12/2012	14:47:39	3.3734	19.216
7/12/2012	14:47:40	3.3773	19.215
7/12/2012	14:47:41	3.3773	19.213
7/12/2012	14:47:42	3.3717	19.212
7/12/2012	14:47:43	3.3663	19.21
7/12/2012	14:47:44	3.368	19.209
7/12/2012	14:47:45	3.3658	19.207
7/12/2012	14:47:46	3.3728	19.206
7/12/2012	14:47:47	3.3756	19.204
7/12/2012	14:47:48	3.3748	19.203
7/12/2012	14:47:49	3.3683	19.201
7/12/2012	14:47:50	3.366	19.2
7/12/2012	14:47:52	3.3691	19.198
7/12/2012	14:47:53	3.3722	19.197
7/12/2012	14:47:54	3.3717	19.195
7/12/2012	14:47:55	3.3624	19.194
7/12/2012	14:47:56	3.3725	19.192
7/12/2012	14:47:57	3.3801	19.191
7/12/2012	14:47:58	3.3666	19.189
7/12/2012	14:47:59	3.3717	19.189
7/12/2012	14:48:00	3.3751	19.186
7/12/2012	14:48:01	3.3694	19.185
7/12/2012	14:48:02	3.3722	19.183
7/12/2012	14:48:03	3.3731	19.182
7/12/2012	14:48:04	3.3677	19.181
7/12/2012	14:48:05	3.3728	19.179

7/12/2012	14:48:06	3.3776	19.179
7/12/2012	14:48:07	3.3663	19.177
7/12/2012	14:48:08	3.3728	19.175
7/12/2012	14:48:09	3.3666	19.174
7/12/2012	14:48:10	3.3703	19.173
7/12/2012	14:48:11	3.3674	19.171
7/12/2012	14:48:12	3.3629	19.169
7/12/2012	14:48:13	3.3666	19.169
7/12/2012	14:48:14	3.3618	19.167
7/12/2012	14:48:15	3.3618	19.166
7/12/2012	14:48:16	3.3703	19.164
7/12/2012	14:48:17	3.3708	19.164
7/12/2012	14:48:18	3.3711	19.162
7/12/2012	14:48:19	3.3604	19.161
7/12/2012	14:48:20	3.3624	19.16
7/12/2012	14:48:21	3.3669	19.158
7/12/2012	14:48:22	3.3646	19.157
7/12/2012	14:48:23	3.3649	19.156
7/12/2012	14:48:24	3.3722	19.168
7/12/2012	14:48:25	3.3567	19.166
7/12/2012	14:48:26	3.3632	19.165
7/12/2012	14:48:27	3.3745	19.164
7/12/2012	14:48:28	3.3731	19.162
7/12/2012	14:48:29	3.3751	19.162
7/12/2012	14:48:30	3.3725	19.161
7/12/2012	14:48:31	3.3765	19.159
7/12/2012	14:48:32	3.3657	19.156
7/12/2012	14:48:33	3.3703	19.154
7/12/2012	14:48:34	3.375	19.152
7/12/2012	14:48:35	3.3612	19.15
7/12/2012	14:48:36	3.3691	19.148
7/12/2012	14:48:37	3.3708	19.147
7/12/2012	14:48:38	3.3708	19.145
7/12/2012	14:48:39	3.3674	19.144
7/12/2012	14:48:40	3.366	19.141
7/12/2012	14:48:41	3.3663	19.14
7/12/2012	14:48:42	3.3663	19.14
7/12/2012	14:48:43	3.3626	19.137
7/12/2012	14:48:44	3.3618	19.137
7/12/2012	14:48:45	3.3685	19.134
7/12/2012	14:48:46	3.3683	19.133
7/12/2012	14:48:47	3.3564	19.132
7/12/2012	14:48:48	3.3779	19.13
7/12/2012	14:48:49	3.37	19.128
7/12/2012	14:48:50	3.3663	19.127
7/12/2012	14:48:51	3.355	19.126
7/12/2012	14:48:52	3.3561	19.125
7/12/2012	14:48:53	3.3564	19.123
7/12/2012	14:48:54	3.3685	19.122
7/12/2012	14:48:55	3.3629	19.119
7/12/2012	14:48:56	3.3697	19.119
7/12/2012	14:48:57	3.366	19.118

7/12/2012	14:48:58	3.3618	19.116
7/12/2012	14:48:59	3.366	19.115
7/12/2012	14:49:00	3.3553	19.114
7/12/2012	14:49:01	3.3663	19.112
7/12/2012	14:49:02	3.3564	19.111
7/12/2012	14:49:04	3.3601	19.11
7/12/2012	14:49:05	3.3635	19.109
7/12/2012	14:49:06	3.3708	19.107
7/12/2012	14:49:07	3.3643	19.106
7/12/2012	14:49:08	3.3677	19.105
7/12/2012	14:49:09	3.368	19.104
7/12/2012	14:49:10	3.3584	19.103
7/12/2012	14:49:11	3.366	19.102
7/12/2012	14:49:12	3.3592	19.099
7/12/2012	14:49:13	3.3544	19.099
7/12/2012	14:49:14	3.3708	19.098
7/12/2012	14:49:15	3.3584	19.096
7/12/2012	14:49:16	3.3587	19.095
7/12/2012	14:49:17	3.3618	19.093
7/12/2012	14:49:18	3.3575	19.092
7/12/2012	14:49:19	3.3657	19.091
7/12/2012	14:49:20	3.3601	19.091
7/12/2012	14:49:21	3.3677	19.089
7/12/2012	14:49:22	3.3609	19.088
7/12/2012	14:49:23	3.3561	19.087
7/12/2012	14:49:24	3.3615	19.086
7/12/2012	14:49:25	3.3643	19.084
7/12/2012	14:49:26	3.3587	19.083
7/12/2012	14:49:27	3.3623	19.082
7/12/2012	14:49:28	3.3595	19.081
7/12/2012	14:49:29	3.3479	19.079
7/12/2012	14:49:30	3.3488	19.078
7/12/2012	14:49:31	3.3434	19.077
7/12/2012	14:49:32	3.3663	19.077
7/12/2012	14:49:33	3.3567	19.075
7/12/2012	14:49:34	3.3601	19.074
7/12/2012	14:49:35	3.3623	19.074
7/12/2012	14:49:36	3.3561	19.072
7/12/2012	14:49:37	3.3595	19.084
7/12/2012	14:49:38	3.3499	19.083
7/12/2012	14:49:39	3.3575	19.083
7/12/2012	14:49:40	3.3646	19.082
7/12/2012	14:49:41	3.3643	19.08
7/12/2012	14:49:42	3.3601	19.076
7/12/2012	14:49:43	3.3561	19.079
7/12/2012	14:49:44	3.3524	19.076
7/12/2012	14:49:45	3.3513	19.073
7/12/2012	14:49:46	3.3567	19.072
7/12/2012	14:49:47	3.3586	19.07
7/12/2012	14:49:48	3.3527	19.069
7/12/2012	14:49:49	3.3623	19.067
7/12/2012	14:49:50	3.3541	19.066

7/12/2012	14:49:51	3.3598	19.064
7/12/2012	14:49:52	3.3598	19.062
7/12/2012	14:49:53	3.3595	19.061
7/12/2012	14:49:54	3.3663	19.06
7/12/2012	14:49:55	3.3643	19.058
7/12/2012	14:49:56	3.3629	19.056
7/12/2012	14:49:57	3.3485	19.055
7/12/2012	14:49:58	3.3592	19.054
7/12/2012	14:49:59	3.3547	19.054
7/12/2012	14:50:00	3.3516	19.052
7/12/2012	14:50:01	3.3634	19.051
7/12/2012	14:50:02	3.3544	19.05
7/12/2012	14:50:03	3.3584	19.048
7/12/2012	14:50:04	3.3502	19.047
7/12/2012	14:50:05	3.3598	19.045
7/12/2012	14:50:06	3.3561	19.045
7/12/2012	14:50:07	3.3564	19.043
7/12/2012	14:50:08	3.3547	19.042
7/12/2012	14:50:09	3.355	19.041
7/12/2012	14:50:10	3.3499	19.04
7/12/2012	14:50:11	3.3648	19.038
7/12/2012	14:50:12	3.3634	19.038
7/12/2012	14:50:13	3.3552	19.036
7/12/2012	14:50:14	3.3629	19.035
7/12/2012	14:50:16	3.3592	19.034
7/12/2012	14:50:17	3.3547	19.033
7/12/2012	14:50:18	3.3631	19.032
7/12/2012	14:50:19	3.3524	19.03
7/12/2012	14:50:20	3.3544	19.029
7/12/2012	14:50:21	3.3541	19.028
7/12/2012	14:50:22	3.3519	19.027
7/12/2012	14:50:23	3.3552	19.026
7/12/2012	14:50:24	3.3493	19.025
7/12/2012	14:50:25	3.3547	19.024
7/12/2012	14:50:26	3.3583	19.023
7/12/2012	14:50:27	3.3431	19.022
7/12/2012	14:50:28	3.3434	19.021
7/12/2012	14:50:29	3.342	19.018
7/12/2012	14:50:30	3.3583	19.018
7/12/2012	14:50:31	3.3564	19.017
7/12/2012	14:50:32	3.3468	19.016
7/12/2012	14:50:33	3.3544	19.015
7/12/2012	14:50:34	3.3544	19.014
7/12/2012	14:50:35	3.3626	19.022
7/12/2012	14:50:36	3.3578	19.018
7/12/2012	14:50:37	3.3626	19.015
7/12/2012	14:50:38	3.3533	19.015
7/12/2012	14:50:39	3.3448	19.013
7/12/2012	14:50:40	3.3626	19.012
7/12/2012	14:50:41	3.3533	19.01
7/12/2012	14:50:42	3.3485	19.012
7/12/2012	14:50:43	3.3448	19.008

7/12/2012	14:50:44	3.3479	19.008
7/12/2012	14:50:45	3.3471	19.006
7/12/2012	14:50:46	3.3482	19.006
7/12/2012	14:50:47	3.3502	19.006
7/12/2012	14:50:48	3.3459	19.003
7/12/2012	14:50:49	3.3541	19.002
7/12/2012	14:50:50	3.3377	19
7/12/2012	14:50:51	3.3437	19
7/12/2012	14:50:52	3.3411	18.998
7/12/2012	14:50:53	3.3485	18.998
7/12/2012	14:50:54	3.3541	18.997
7/12/2012	14:50:55	3.3575	18.996
7/12/2012	14:50:56	3.3465	18.993
7/12/2012	14:50:57	3.3442	18.992
7/12/2012	14:50:58	3.347	18.992
7/12/2012	14:50:59	3.3406	18.991
7/12/2012	14:51:00	3.3544	18.99
7/12/2012	14:51:01	3.3541	18.989
7/12/2012	14:51:02	3.3527	18.988
7/12/2012	14:51:03	3.3397	18.987
7/12/2012	14:51:04	3.3462	18.988
7/12/2012	14:51:05	3.3369	18.986
7/12/2012	14:51:06	3.3487	18.983
7/12/2012	14:51:07	3.3389	18.984
7/12/2012	14:51:08	3.3369	18.981
7/12/2012	14:51:09	3.3566	18.982
7/12/2012	14:51:10	3.3586	18.981
7/12/2012	14:51:11	3.3462	18.979
7/12/2012	14:51:12	3.351	18.977
7/12/2012	14:51:13	3.3434	18.975
7/12/2012	14:51:14	3.3535	18.976
7/12/2012	14:51:15	3.3482	18.974
7/12/2012	14:51:16	3.3515	18.974
7/12/2012	14:51:17	3.3332	18.973
7/12/2012	14:51:18	3.3577	18.972
7/12/2012	14:51:19	3.364	18.971
7/12/2012	14:51:20	3.3496	18.971
7/12/2012	14:51:21	3.3411	18.968
7/12/2012	14:51:22	3.3546	18.968
7/12/2012	14:51:23	3.3425	18.967
7/12/2012	14:51:24	3.3451	18.967
7/12/2012	14:51:25	3.3394	18.979
7/12/2012	14:51:26	3.3482	18.977
7/12/2012	14:51:27	3.3431	18.977
7/12/2012	14:51:29	3.3459	18.976
7/12/2012	14:51:30	3.3484	18.975
7/12/2012	14:51:31	3.3459	18.976
7/12/2012	14:51:32	3.3504	18.972
7/12/2012	14:51:33	3.3349	18.97
7/12/2012	14:51:34	3.3377	18.969
7/12/2012	14:51:35	3.3467	18.967
7/12/2012	14:51:36	3.351	18.966

7/12/2012	14:51:37	3.3465	18.967
7/12/2012	14:51:38	3.3614	18.965
7/12/2012	14:51:39	3.3451	18.963
7/12/2012	14:51:40	3.3298	18.961
7/12/2012	14:51:41	3.34	18.959
7/12/2012	14:51:42	3.3352	18.959
7/12/2012	14:51:43	3.3451	18.956
7/12/2012	14:51:44	3.3284	18.955
7/12/2012	14:51:45	3.3544	18.955
7/12/2012	14:51:46	3.3349	18.953
7/12/2012	14:51:47	3.3515	18.952
7/12/2012	14:51:48	3.3459	18.951
7/12/2012	14:51:49	3.3442	18.949
7/12/2012	14:51:50	3.3501	18.949
7/12/2012	14:51:51	3.3352	18.95
7/12/2012	14:51:52	3.3403	18.947
7/12/2012	14:51:53	3.3484	18.947
7/12/2012	14:51:54	3.3411	18.946
7/12/2012	14:51:55	3.3411	18.943
7/12/2012	14:51:56	3.3355	18.941
7/12/2012	14:51:57	3.3284	18.941
7/12/2012	14:51:58	3.3329	18.941
7/12/2012	14:51:59	3.3402	18.941
7/12/2012	14:52:00	3.3383	18.938
7/12/2012	14:52:01	3.3326	18.935
7/12/2012	14:52:02	3.3436	18.936
7/12/2012	14:52:03	3.3504	18.935
7/12/2012	14:52:04	3.3484	18.932
7/12/2012	14:52:05	3.3481	18.932
7/12/2012	14:52:06	3.3338	18.933
7/12/2012	14:52:07	3.3394	18.933
7/12/2012	14:52:08	3.3411	18.931
7/12/2012	14:52:09	3.3431	18.929
7/12/2012	14:52:10	3.3304	18.927
7/12/2012	14:52:11	3.3388	18.927
7/12/2012	14:52:12	3.3462	18.926
7/12/2012	14:52:13	3.3346	18.929
7/12/2012	14:52:14	3.3366	18.926
7/12/2012	14:52:15	3.3202	18.924
7/12/2012	14:52:16	3.3304	18.924
7/12/2012	14:52:17	3.3397	18.923
7/12/2012	14:52:18	3.3442	18.924
7/12/2012	14:52:19	3.3416	18.92
7/12/2012	14:52:20	3.3459	18.92
7/12/2012	14:52:21	3.3295	18.919
7/12/2012	14:52:22	3.3354	18.918
7/12/2012	14:52:23	3.3337	18.916
7/12/2012	14:52:24	3.34	18.916
7/12/2012	14:52:25	3.3569	18.916
7/12/2012	14:52:26	3.3493	18.916
7/12/2012	14:52:27	3.3425	18.913
7/12/2012	14:52:28	3.3346	18.91

7/12/2012	14:52:29	3.3346	18.914
7/12/2012	14:52:30	3.3326	18.911
7/12/2012	14:52:31	3.3368	18.91
7/12/2012	14:52:32	3.345	18.909
7/12/2012	14:52:33	3.3354	18.909
7/12/2012	14:52:34	3.3388	18.907
7/12/2012	14:52:35	3.3304	18.908
7/12/2012	14:52:36	3.3411	18.906
7/12/2012	14:52:37	3.3383	18.918
7/12/2012	14:52:38	3.3253	18.916
7/12/2012	14:52:39	3.3414	18.917
7/12/2012	14:52:41	3.3479	18.914
7/12/2012	14:52:42	3.3425	18.915
7/12/2012	14:52:43	3.3366	18.914
7/12/2012	14:52:44	3.3295	18.913
7/12/2012	14:52:45	3.3498	18.906
7/12/2012	14:52:47	3.3464	18.895
7/12/2012	14:52:48	3.3529	18.899
7/12/2012	14:52:49	3.3563	18.901
7/12/2012	14:52:50	3.3397	18.905
7/12/2012	14:52:51	3.358	18.903
7/12/2012	14:52:52	3.3399	18.904
7/12/2012	14:52:53	3.3512	18.901
7/12/2012	14:52:54	3.3284	18.902
7/12/2012	14:52:55	3.3416	18.901
7/12/2012	14:52:56	3.3402	18.896
7/12/2012	14:52:57	3.3385	18.895
7/12/2012	14:52:58	3.3363	18.898
7/12/2012	14:52:59	3.3312	18.895
7/12/2012	14:53:00	3.3484	18.894
7/12/2012	14:53:01	3.3382	18.89
7/12/2012	14:53:02	3.3385	18.89
7/12/2012	14:53:03	3.343	18.889
7/12/2012	14:53:04	3.3481	18.888
7/12/2012	14:53:05	3.3335	18.887
7/12/2012	14:53:06	3.3157	18.885
7/12/2012	14:53:07	3.3467	18.886
7/12/2012	14:53:08	3.3239	18.884
7/12/2012	14:53:09	3.3453	18.886
7/12/2012	14:53:10	3.3444	18.883
7/12/2012	14:53:11	3.3318	18.881
7/12/2012	14:53:12	3.3329	18.883
7/12/2012	14:53:13	3.332	18.883
7/12/2012	14:53:14	3.3284	18.878
7/12/2012	14:53:15	3.3264	18.879
7/12/2012	14:53:16	3.3481	18.876
7/12/2012	14:53:17	3.3349	18.875
7/12/2012	14:53:18	3.3366	18.877
7/12/2012	14:53:19	3.3382	18.877
7/12/2012	14:53:20	3.3329	18.875
7/12/2012	14:53:21	3.3289	18.876
7/12/2012	14:53:22	3.3478	18.873

7/12/2012	14:53:23	3.3377	18.87
7/12/2012	14:53:24	3.3411	18.868
7/12/2012	14:53:25	3.3402	18.869
7/12/2012	14:53:26	3.3208	18.87
7/12/2012	14:53:27	3.3377	18.869
7/12/2012	14:53:28	3.3267	18.868
7/12/2012	14:53:29	3.3368	18.865
7/12/2012	14:53:30	3.3317	18.866
7/12/2012	14:53:31	3.3394	18.865
7/12/2012	14:53:32	3.3326	18.862
7/12/2012	14:53:33	3.3326	18.864
7/12/2012	14:53:34	3.3411	18.863
7/12/2012	14:53:35	3.3315	18.863
7/12/2012	14:53:36	3.3354	18.861
7/12/2012	14:53:37	3.3411	18.86
7/12/2012	14:53:38	3.3402	18.858
7/12/2012	14:53:39	3.3458	18.856
7/12/2012	14:53:40	3.3402	18.857
7/12/2012	14:53:41	3.3354	18.856
7/12/2012	14:53:42	3.3281	18.858
7/12/2012	14:53:43	3.3346	18.858
7/12/2012	14:53:44	3.3334	18.857
7/12/2012	14:53:45	3.3312	18.853
7/12/2012	14:53:46	3.3346	18.853
7/12/2012	14:53:47	3.3396	18.851
7/12/2012	14:53:48	3.3205	18.851
7/12/2012	14:53:49	3.354	18.865
7/12/2012	14:53:50	3.3301	18.864
7/12/2012	14:53:51	3.345	18.863
7/12/2012	14:53:52	3.3402	18.862
7/12/2012	14:53:54	3.3467	18.861
7/12/2012	14:53:55	3.3425	18.86
7/12/2012	14:53:56	3.3416	18.858
7/12/2012	14:53:57	3.3247	18.858
7/12/2012	14:53:58	3.3484	18.856
7/12/2012	14:53:59	3.3207	18.85
7/12/2012	14:54:01	3.3396	18.838
7/12/2012	14:54:02	3.343	18.845
7/12/2012	14:54:03	3.3244	18.845
7/12/2012	14:54:04	3.3298	18.845
7/12/2012	14:54:05	3.3289	18.852
7/12/2012	14:54:06	3.3165	18.85
7/12/2012	14:54:07	3.323	18.846
7/12/2012	14:54:08	3.3086	18.844
7/12/2012	14:54:09	3.3315	18.845
7/12/2012	14:54:10	3.3487	18.844
7/12/2012	14:54:11	3.3337	18.841
7/12/2012	14:54:12	3.3244	18.838
7/12/2012	14:54:13	3.3182	18.839
7/12/2012	14:54:14	3.3371	18.838
7/12/2012	14:54:15	3.3413	18.836
7/12/2012	14:54:16	3.3337	18.836

7/12/2012	14:54:17	3.3312	18.839
7/12/2012	14:54:18	3.3348	18.835
7/12/2012	14:54:19	3.3207	18.835
7/12/2012	14:54:20	3.323	18.831
7/12/2012	14:54:21	3.3157	18.834
7/12/2012	14:54:22	3.3427	18.829
7/12/2012	14:54:23	3.3515	18.833
7/12/2012	14:54:24	3.3427	18.832
7/12/2012	14:54:25	3.3188	18.832
7/12/2012	14:54:26	3.3213	18.83
7/12/2012	14:54:27	3.3165	18.827
7/12/2012	14:54:28	3.3252	18.827
7/12/2012	14:54:29	3.3354	18.829
7/12/2012	14:54:30	3.3362	18.825
7/12/2012	14:54:31	3.3478	18.823
7/12/2012	14:54:32	3.3365	18.822
7/12/2012	14:54:33	3.343	18.826
7/12/2012	14:54:34	3.3267	18.823
7/12/2012	14:54:35	3.3272	18.821
7/12/2012	14:54:36	3.3379	18.822
7/12/2012	14:54:37	3.3351	18.822
7/12/2012	14:54:38	3.3312	18.821
7/12/2012	14:54:39	3.3371	18.816
7/12/2012	14:54:40	3.3004	18.815
7/12/2012	14:54:41	3.3128	18.814
7/12/2012	14:54:42	3.3269	18.817
7/12/2012	14:54:43	3.314	18.816
7/12/2012	14:54:44	3.3173	18.814
7/12/2012	14:54:45	3.3182	18.815
7/12/2012	14:54:46	3.3252	18.812
7/12/2012	14:54:47	3.3219	18.812
7/12/2012	14:54:48	3.3312	18.819
7/12/2012	14:54:49	3.3317	18.816
7/12/2012	14:54:50	3.3154	18.818
7/12/2012	14:54:51	3.3204	18.814
7/12/2012	14:54:52	3.3069	18.816
7/12/2012	14:54:53	3.3134	18.812
7/12/2012	14:54:54	3.3283	18.812
7/12/2012	14:54:55	3.3238	18.81
7/12/2012	14:54:56	3.3114	18.809
7/12/2012	14:54:57	3.3402	18.809
7/12/2012	14:54:58	3.3134	18.81
7/12/2012	14:54:59	3.3216	18.808
7/12/2012	14:55:00	3.3182	18.808
7/12/2012	14:55:01	3.301	18.805
7/12/2012	14:55:02	3.3123	18.807
7/12/2012	14:55:03	3.3148	18.802
7/12/2012	14:55:04	3.3238	18.803
7/12/2012	14:55:06	3.3396	18.801
7/12/2012	14:55:07	3.3216	18.804
7/12/2012	14:55:08	3.3145	18.799
7/12/2012	14:55:09	3.3213	18.8

7/12/2012	14:55:10	3.3303	18.799
7/12/2012	14:55:11	3.3238	18.799
7/12/2012	14:55:12	3.3106	18.799
7/12/2012	14:55:13	3.3303	18.797
7/12/2012	14:55:14	3.3218	18.797
7/12/2012	14:55:15	3.3249	18.793
7/12/2012	14:55:16	3.3187	18.796
7/12/2012	14:55:17	3.3066	18.794
7/12/2012	14:55:18	3.3173	18.793
7/12/2012	14:55:19	3.3185	18.791
7/12/2012	14:55:20	3.3015	18.793
7/12/2012	14:55:21	3.3388	18.79
7/12/2012	14:55:22	3.3218	18.79
7/12/2012	14:55:23	3.3123	18.791
7/12/2012	14:55:24	3.3173	18.788
7/12/2012	14:55:25	3.2993	18.791
7/12/2012	14:55:26	3.3199	18.788
7/12/2012	14:55:27	3.3227	18.786
7/12/2012	14:55:28	3.3156	18.784
7/12/2012	14:55:29	3.3252	18.784
7/12/2012	14:55:30	3.3165	18.788
7/12/2012	14:55:31	3.3269	18.786
7/12/2012	14:55:32	3.3204	18.784
7/12/2012	14:55:33	3.3182	18.785
7/12/2012	14:55:34	3.3131	18.782
7/12/2012	14:55:35	3.3128	18.783
7/12/2012	14:55:36	3.3286	18.781
7/12/2012	14:55:37	3.3326	18.781
7/12/2012	14:55:38	3.3091	18.781
7/12/2012	14:55:39	3.3108	18.795
7/12/2012	14:55:40	3.308	18.794
7/12/2012	14:55:41	3.317	18.793
7/12/2012	14:55:42	3.3086	18.791
7/12/2012	14:55:43	3.312	18.789
7/12/2012	14:55:44	3.319	18.789
7/12/2012	14:55:45	3.3097	18.793
7/12/2012	14:55:46	3.332	18.79
7/12/2012	14:55:47	3.3297	18.784
7/12/2012	14:55:48	3.3148	18.787
7/12/2012	14:55:49	3.3204	18.783
7/12/2012	14:55:50	3.3232	18.786
7/12/2012	14:55:51	3.3091	18.781
7/12/2012	14:55:52	3.3091	18.784
7/12/2012	14:55:53	3.3269	18.783
7/12/2012	14:55:54	3.3328	18.778
7/12/2012	14:55:55	3.3089	18.779
7/12/2012	14:55:56	3.3297	18.779
7/12/2012	14:55:57	3.3075	18.773
7/12/2012	14:55:58	3.3182	18.773
7/12/2012	14:55:59	3.312	18.772
7/12/2012	14:56:00	3.3261	18.771
7/12/2012	14:56:01	3.323	18.771

7/12/2012	14:56:02	3.3173	18.77
7/12/2012	14:56:03	3.31	18.771
7/12/2012	14:56:04	3.3173	18.768
7/12/2012	14:56:05	3.3063	18.768
7/12/2012	14:56:06	3.3131	18.768
7/12/2012	14:56:07	3.3072	18.771
7/12/2012	14:56:08	3.3348	18.768
7/12/2012	14:56:09	3.3179	18.763
7/12/2012	14:56:10	3.3117	18.768
7/12/2012	14:56:11	3.3249	18.763
7/12/2012	14:56:12	3.3289	18.762
7/12/2012	14:56:13	3.3266	18.765
7/12/2012	14:56:14	3.3139	18.761
7/12/2012	14:56:15	3.3261	18.762
7/12/2012	14:56:16	3.3196	18.759
7/12/2012	14:56:18	3.3303	18.762
7/12/2012	14:56:19	3.3122	18.758
7/12/2012	14:56:20	3.3074	18.76
7/12/2012	14:56:21	3.3058	18.759
7/12/2012	14:56:22	3.3207	18.76
7/12/2012	14:56:23	3.3083	18.759
7/12/2012	14:56:24	3.2976	18.755
7/12/2012	14:56:25	3.3213	18.753
7/12/2012	14:56:26	3.3103	18.754
7/12/2012	14:56:27	3.2925	18.753
7/12/2012	14:56:28	3.3136	18.753
7/12/2012	14:56:29	3.3072	18.754
7/12/2012	14:56:30	3.3139	18.75
7/12/2012	14:56:31	3.3069	18.75
7/12/2012	14:56:32	3.33	18.754
7/12/2012	14:56:33	3.3145	18.751
7/12/2012	14:56:34	3.3272	18.748
7/12/2012	14:56:35	3.3167	18.748
7/12/2012	14:56:36	3.3184	18.752
7/12/2012	14:56:37	3.3153	18.75
7/12/2012	14:56:38	3.3057	18.744
7/12/2012	14:56:39	3.3029	18.744
7/12/2012	14:56:40	3.3069	18.744
7/12/2012	14:56:41	3.3244	18.745
7/12/2012	14:56:42	3.3066	18.746
7/12/2012	14:56:43	3.3244	18.747
7/12/2012	14:56:44	3.3035	18.747
7/12/2012	14:56:45	3.3331	18.746
7/12/2012	14:56:46	3.33	18.741
7/12/2012	14:56:47	3.3263	18.743
7/12/2012	14:56:48	3.3235	18.742
7/12/2012	14:56:49	3.3122	18.742
7/12/2012	14:56:50	3.3015	18.741
7/12/2012	14:56:51	3.3134	18.754
7/12/2012	14:56:52	3.3317	18.752
7/12/2012	14:56:53	3.3297	18.751
7/12/2012	14:56:54	3.3086	18.753

7/12/2012	14:56:55	3.3213	18.751
7/12/2012	14:56:56	3.3136	18.752
7/12/2012	14:56:57	3.3286	18.752
7/12/2012	14:56:58	3.308	18.743
7/12/2012	14:57:01	3.3029	18.733
7/12/2012	14:57:02	3.3229	18.737
7/12/2012	14:57:03	3.3348	18.736
7/12/2012	14:57:03	3.3015	18.741
7/12/2012	14:57:04	3.3057	18.74
7/12/2012	14:57:05	3.3207	18.742
7/12/2012	14:57:06	3.299	18.74
7/12/2012	14:57:07	3.2931	18.741
7/12/2012	14:57:08	3.2993	18.74
7/12/2012	14:57:09	3.319	18.738
7/12/2012	14:57:10	3.3024	18.737
7/12/2012	14:57:11	3.299	18.733
7/12/2012	14:57:12	3.2993	18.737
7/12/2012	14:57:13	3.3201	18.734
7/12/2012	14:57:14	3.3117	18.734
7/12/2012	14:57:15	3.3156	18.733
7/12/2012	14:57:16	3.2981	18.735
7/12/2012	14:57:17	3.3218	18.729
7/12/2012	14:57:18	3.3286	18.731
7/12/2012	14:57:19	3.3136	18.731
7/12/2012	14:57:20	3.3162	18.728
7/12/2012	14:57:21	3.3046	18.73
7/12/2012	14:57:22	3.3136	18.725
7/12/2012	14:57:23	3.3153	18.728
7/12/2012	14:57:24	3.326	18.726
7/12/2012	14:57:25	3.3165	18.726
7/12/2012	14:57:26	3.3201	18.726
7/12/2012	14:57:27	3.3007	18.725
7/12/2012	14:57:28	3.3119	18.726
7/12/2012	14:57:29	3.3015	18.723
7/12/2012	14:57:31	3.308	18.723
7/12/2012	14:57:32	3.3117	18.722
7/12/2012	14:57:33	3.3052	18.723
7/12/2012	14:57:34	3.3105	18.72
7/12/2012	14:57:35	3.3218	18.718
7/12/2012	14:57:36	3.3117	18.719
7/12/2012	14:57:37	3.3283	18.717
7/12/2012	14:57:38	3.3074	18.72
7/12/2012	14:57:39	3.3136	18.716
7/12/2012	14:57:40	3.3086	18.72
7/12/2012	14:57:41	3.3131	18.717
7/12/2012	14:57:42	3.3133	18.716
7/12/2012	14:57:43	3.3173	18.714
7/12/2012	14:57:44	3.319	18.716
7/12/2012	14:57:45	3.3218	18.712
7/12/2012	14:57:46	3.3303	18.713
7/12/2012	14:57:47	3.3131	18.712
7/12/2012	14:57:48	3.3136	18.714

7/12/2012	14:57:49	3.3173	18.713
7/12/2012	14:57:50	3.3252	18.712
7/12/2012	14:57:51	3.3122	18.71
7/12/2012	14:57:52	3.3133	18.709
7/12/2012	14:57:53	3.3164	18.71
7/12/2012	14:57:54	3.3004	18.71
7/12/2012	14:57:55	3.3204	18.709
7/12/2012	14:57:56	3.3131	18.707
7/12/2012	14:57:57	3.3102	18.708
7/12/2012	14:57:58	3.3071	18.705
7/12/2012	14:57:59	3.3122	18.708
7/12/2012	14:58:00	3.3249	18.708
7/12/2012	14:58:01	3.3105	18.706
7/12/2012	14:58:02	3.3266	18.703
7/12/2012	14:58:03	3.3286	18.706
7/12/2012	14:58:04	3.3057	18.719
7/12/2012	14:58:05	3.3102	18.717
7/12/2012	14:58:06	3.3179	18.716
7/12/2012	14:58:07	3.3117	18.716
7/12/2012	14:58:08	3.3195	18.716
7/12/2012	14:58:09	3.3038	18.714
7/12/2012	14:58:10	3.3021	18.712
7/12/2012	14:58:11	3.3148	18.715
7/12/2012	14:58:12	3.2933	18.71
7/12/2012	14:58:13	3.3201	18.713
7/12/2012	14:58:14	3.3167	18.709
7/12/2012	14:58:15	3.3229	18.708
7/12/2012	14:58:16	3.3063	18.708
7/12/2012	14:58:17	3.3105	18.707
7/12/2012	14:58:18	3.3136	18.706
7/12/2012	14:58:19	3.3063	18.705
7/12/2012	14:58:20	3.308	18.701
7/12/2012	14:58:21	3.2992	18.702
7/12/2012	14:58:22	3.3122	18.703
7/12/2012	14:58:23	3.2981	18.702
7/12/2012	14:58:24	3.3046	18.702
7/12/2012	14:58:25	3.2984	18.702
7/12/2012	14:58:26	3.3074	18.701
7/12/2012	14:58:27	3.3071	18.7
7/12/2012	14:58:28	3.2942	18.697
7/12/2012	14:58:29	3.3037	18.697
7/12/2012	14:58:30	3.3108	18.698
7/12/2012	14:58:31	3.3006	18.696
7/12/2012	14:58:32	3.3147	18.696
7/12/2012	14:58:33	3.3195	18.694
7/12/2012	14:58:34	3.3023	18.695
7/12/2012	14:58:35	3.3294	18.693
7/12/2012	14:58:36	3.3139	18.692
7/12/2012	14:58:37	3.3097	18.693
7/12/2012	14:58:38	3.3173	18.69
7/12/2012	14:58:39	3.3054	18.691
7/12/2012	14:58:40	3.3215	18.69

7/12/2012	14:58:41	3.3271	18.69
7/12/2012	14:58:43	3.3139	18.688
7/12/2012	14:58:44	3.3063	18.689
7/12/2012	14:58:45	3.3068	18.69
7/12/2012	14:58:46	3.3004	18.687
7/12/2012	14:58:47	3.3119	18.688
7/12/2012	14:58:48	3.2916	18.687
7/12/2012	14:58:49	3.3068	18.687
7/12/2012	14:58:50	3.3286	18.685
7/12/2012	14:58:51	3.3195	18.683
7/12/2012	14:58:52	3.3068	18.683
7/12/2012	14:58:53	3.3052	18.682
7/12/2012	14:58:54	3.2975	18.683
7/12/2012	14:58:55	3.3085	18.682
7/12/2012	14:58:56	3.3052	18.683
7/12/2012	14:58:57	3.3178	18.681
7/12/2012	14:58:58	3.3164	18.681
7/12/2012	14:58:59	3.308	18.68
7/12/2012	14:59:00	3.3099	18.68
7/12/2012	14:59:01	3.3145	18.681
7/12/2012	14:59:02	3.3212	18.679
7/12/2012	14:59:03	3.3091	18.679
7/12/2012	14:59:04	3.3147	18.677
7/12/2012	14:59:05	3.304	18.677
7/12/2012	14:59:06	3.3006	18.679
7/12/2012	14:59:07	3.3054	18.677
7/12/2012	14:59:08	3.3136	18.676
7/12/2012	14:59:09	3.3212	18.676
7/12/2012	14:59:10	3.3097	18.674
7/12/2012	14:59:11	3.3023	18.675
7/12/2012	14:59:12	3.313	18.674
7/12/2012	14:59:13	3.3195	18.675
7/12/2012	14:59:14	3.3001	18.673
7/12/2012	14:59:15	3.2973	18.674
7/12/2012	14:59:16	3.2958	18.687
7/12/2012	14:59:17	3.3153	18.687
7/12/2012	14:59:18	3.3119	18.685
7/12/2012	14:59:19	3.3102	18.685
7/12/2012	14:59:20	3.3099	18.684
7/12/2012	14:59:21	3.3105	18.684
7/12/2012	14:59:22	3.3066	18.683
7/12/2012	14:59:23	3.3102	18.682
7/12/2012	14:59:24	3.3049	18.68
7/12/2012	14:59:25	3.3074	18.68
7/12/2012	14:59:26	3.3088	18.677
7/12/2012	14:59:27	3.302	18.677
7/12/2012	14:59:28	3.3097	18.676
7/12/2012	14:59:29	3.3147	18.677
7/12/2012	14:59:30	3.319	18.673
7/12/2012	14:59:31	3.3156	18.674
7/12/2012	14:59:32	3.2981	18.675
7/12/2012	14:59:33	3.3035	18.673

7/12/2012	14:59:34	3.2956	18.671
7/12/2012	14:59:35	3.295	18.671
7/12/2012	14:59:36	3.3037	18.67
7/12/2012	14:59:37	3.3071	18.67
7/12/2012	14:59:38	3.3119	18.668
7/12/2012	14:59:39	3.2984	18.668
7/12/2012	14:59:40	3.302	18.669
7/12/2012	14:59:41	3.3035	18.667
7/12/2012	14:59:42	3.2916	18.666
7/12/2012	14:59:43	3.3108	18.665
7/12/2012	14:59:44	3.304	18.665
7/12/2012	14:59:45	3.2967	18.665
7/12/2012	14:59:46	3.2998	18.664
7/12/2012	14:59:47	3.3023	18.663
7/12/2012	14:59:48	3.2939	18.664
7/12/2012	14:59:49	3.3051	18.663
7/12/2012	14:59:50	3.2941	18.661
7/12/2012	14:59:51	3.3074	18.661
7/12/2012	14:59:52	3.3144	18.66
7/12/2012	14:59:53	3.3037	18.66
7/12/2012	14:59:54	3.2972	18.66
7/12/2012	14:59:56	3.3051	18.66
7/12/2012	14:59:57	3.2916	18.658
7/12/2012	14:59:58	3.3049	18.657
7/12/2012	14:59:59	3.2972	18.657
7/12/2012	15:00:00	3.315	18.657
7/12/2012	15:00:01	3.2992	18.657
7/12/2012	15:00:02	3.3144	18.656
7/12/2012	15:00:03	3.3029	18.656
7/12/2012	15:00:04	3.3128	18.655
7/12/2012	15:00:05	3.3054	18.655
7/12/2012	15:00:06	3.3063	18.654
7/12/2012	15:00:07	3.3102	18.653
7/12/2012	15:00:08	3.3096	18.652
7/12/2012	15:00:09	3.2984	18.653
7/12/2012	15:00:10	3.295	18.651
7/12/2012	15:00:11	3.3023	18.652
7/12/2012	15:00:12	3.3034	18.65
7/12/2012	15:00:13	3.2989	18.65
7/12/2012	15:00:14	3.2998	18.66
7/12/2012	15:00:15	3.2972	18.654
7/12/2012	15:00:16	3.3015	18.654
7/12/2012	15:00:17	3.308	18.654
7/12/2012	15:00:18	3.3018	18.653
7/12/2012	15:00:19	3.3054	18.65
7/12/2012	15:00:20	3.3057	18.65
7/12/2012	15:00:21	3.2972	18.65
7/12/2012	15:00:22	3.3032	18.651
7/12/2012	15:00:23	3.3049	18.65
7/12/2012	15:00:24	3.3032	18.649
7/12/2012	15:00:25	3.3023	18.648
7/12/2012	15:00:26	3.2947	18.648

7/12/2012	15:00:27	3.2984	18.647
7/12/2012	15:00:28	3.3018	18.649
7/12/2012	15:00:29	3.3034	18.647
7/12/2012	15:00:30	3.2905	18.647
7/12/2012	15:00:31	3.297	18.646
7/12/2012	15:00:32	3.3032	18.648
7/12/2012	15:00:33	3.3091	18.645
7/12/2012	15:00:34	3.3015	18.643
7/12/2012	15:00:35	3.3074	18.643
7/12/2012	15:00:36	3.3091	18.643
7/12/2012	15:00:37	3.2981	18.642
7/12/2012	15:00:38	3.3063	18.643
7/12/2012	15:00:39	3.3023	18.643
7/12/2012	15:00:40	3.3049	18.644
7/12/2012	15:00:41	3.2865	18.642
7/12/2012	15:00:42	3.2964	18.639
7/12/2012	15:00:43	3.3096	18.64
7/12/2012	15:00:44	3.295	18.641
7/12/2012	15:00:45	3.3068	18.64
7/12/2012	15:00:46	3.3001	18.64
7/12/2012	15:00:47	3.2975	18.638
7/12/2012	15:00:48	3.2826	18.637
7/12/2012	15:00:49	3.3017	18.637
7/12/2012	15:00:50	3.2989	18.637
7/12/2012	15:00:51	3.3054	18.637
7/12/2012	15:00:52	3.3074	18.636
7/12/2012	15:00:53	3.2989	18.636
7/12/2012	15:00:54	3.3088	18.636
7/12/2012	15:00:55	3.3127	18.635
7/12/2012	15:00:56	3.2972	18.634
7/12/2012	15:00:57	3.3034	18.635
7/12/2012	15:00:58	3.3065	18.633
7/12/2012	15:00:59	3.2958	18.634
7/12/2012	15:01:00	3.2876	18.633
7/12/2012	15:01:01	3.2981	18.632
7/12/2012	15:01:02	3.2902	18.633
7/12/2012	15:01:03	3.3046	18.646
7/12/2012	15:01:04	3.2972	18.645
7/12/2012	15:01:05	3.3074	18.643
7/12/2012	15:01:07	3.3046	18.643
7/12/2012	15:01:08	3.2865	18.644
7/12/2012	15:01:09	3.2972	18.643
7/12/2012	15:01:10	3.286	18.643
7/12/2012	15:01:11	3.3048	18.641
7/12/2012	15:01:12	3.3201	18.642
7/12/2012	15:01:13	3.3006	18.64
7/12/2012	15:01:14	3.2871	18.639
7/12/2012	15:01:15	3.2941	18.638
7/12/2012	15:01:16	3.3054	18.637
7/12/2012	15:01:17	3.2984	18.636
7/12/2012	15:01:18	3.3001	18.635
7/12/2012	15:01:19	3.3113	18.636

7/12/2012	15:01:20	3.3032	18.633
7/12/2012	15:01:21	3.3034	18.633
7/12/2012	15:01:22	3.3127	18.632
7/12/2012	15:01:23	3.2984	18.632
7/12/2012	15:01:24	3.3	18.631
7/12/2012	15:01:25	3.2882	18.63
7/12/2012	15:01:26	3.2947	18.63
7/12/2012	15:01:27	3.3	18.63
7/12/2012	15:01:28	3.291	18.629
7/12/2012	15:01:29	3.3034	18.628
7/12/2012	15:01:30	3.3046	18.627
7/12/2012	15:01:31	3.2984	18.627
7/12/2012	15:01:32	3.3031	18.627
7/12/2012	15:01:33	3.2992	18.627
7/12/2012	15:01:34	3.3017	18.624
7/12/2012	15:01:35	3.302	18.626
7/12/2012	15:01:36	3.3017	18.624
7/12/2012	15:01:37	3.3063	18.624
7/12/2012	15:01:38	3.2998	18.623
7/12/2012	15:01:39	3.302	18.624
7/12/2012	15:01:40	3.3062	18.622
7/12/2012	15:01:41	3.2947	18.622
7/12/2012	15:01:42	3.2882	18.621
7/12/2012	15:01:43	3.3048	18.621
7/12/2012	15:01:44	3.2955	18.62
7/12/2012	15:01:45	3.3017	18.62
7/12/2012	15:01:46	3.2964	18.62
7/12/2012	15:01:47	3.3031	18.619
7/12/2012	15:01:48	3.3003	18.618
7/12/2012	15:01:49	3.2857	18.618
7/12/2012	15:01:50	3.2893	18.617
7/12/2012	15:01:51	3.295	18.617
7/12/2012	15:01:52	3.2975	18.616
7/12/2012	15:01:53	3.3062	18.616
7/12/2012	15:01:54	3.2941	18.616
7/12/2012	15:01:55	3.2907	18.616
7/12/2012	15:01:56	3.2938	18.615
7/12/2012	15:01:57	3.2826	18.615
7/12/2012	15:01:58	3.2967	18.614
7/12/2012	15:01:59	3.2969	18.614
7/12/2012	15:02:00	3.3057	18.613
7/12/2012	15:02:01	3.3015	18.613
7/12/2012	15:02:02	3.3054	18.612
7/12/2012	15:02:03	3.3015	18.612
7/12/2012	15:02:04	3.3017	18.612
7/12/2012	15:02:05	3.2938	18.611
7/12/2012	15:02:06	3.3062	18.61
7/12/2012	15:02:07	3.3068	18.61
7/12/2012	15:02:08	3.2905	18.611
7/12/2012	15:02:09	3.2998	18.61
7/12/2012	15:02:10	3.2921	18.61
7/12/2012	15:02:11	3.3	18.609

7/12/2012	15:02:12	3.302	18.609
7/12/2012	15:02:13	3.2904	18.608
7/12/2012	15:02:14	3.2989	18.609
7/12/2012	15:02:15	3.2983	18.609
7/12/2012	15:02:16	3.2857	18.621
7/12/2012	15:02:17	3.2958	18.62
7/12/2012	15:02:18	3.2941	18.621
7/12/2012	15:02:20	3.2907	18.62
7/12/2012	15:02:21	3.2893	18.62
7/12/2012	15:02:22	3.3031	18.62
7/12/2012	15:02:23	3.2902	18.62
7/12/2012	15:02:24	3.2975	18.618
7/12/2012	15:02:25	3.2998	18.616
7/12/2012	15:02:26	3.2941	18.615
7/12/2012	15:02:27	3.2941	18.615
7/12/2012	15:02:28	3.3051	18.613
7/12/2012	15:02:29	3.2905	18.613
7/12/2012	15:02:30	3.2952	18.612
7/12/2012	15:02:31	3.2952	18.612
7/12/2012	15:02:32	3.2857	18.61
7/12/2012	15:02:33	3.2871	18.609
7/12/2012	15:02:34	3.2905	18.609
7/12/2012	15:02:35	3.284	18.609
7/12/2012	15:02:36	3.2893	18.608
7/12/2012	15:02:37	3.2834	18.608
7/12/2012	15:02:38	3.293	18.607
7/12/2012	15:02:39	3.3068	18.607
7/12/2012	15:02:40	3.2919	18.605
7/12/2012	15:02:41	3.2936	18.606
7/12/2012	15:02:42	3.2921	18.605
7/12/2012	15:02:43	3.2989	18.605
7/12/2012	15:02:44	3.2933	18.604
7/12/2012	15:02:45	3.2986	18.603
7/12/2012	15:02:46	3.3006	18.603
7/12/2012	15:02:47	3.2986	18.602
7/12/2012	15:02:48	3.2983	18.601
7/12/2012	15:02:49	3.2794	18.601
7/12/2012	15:02:50	3.2811	18.601
7/12/2012	15:02:51	3.2972	18.6
7/12/2012	15:02:52	3.2933	18.6
7/12/2012	15:02:53	3.3009	18.599
7/12/2012	15:02:54	3.2941	18.599
7/12/2012	15:02:55	3.2958	18.599
7/12/2012	15:02:56	3.2998	18.598
7/12/2012	15:02:57	3.2899	18.598
7/12/2012	15:02:58	3.2938	18.597
7/12/2012	15:02:59	3.2885	18.597
7/12/2012	15:03:00	3.2916	18.596
7/12/2012	15:03:01	3.2947	18.596
7/12/2012	15:03:02	3.2885	18.596
7/12/2012	15:03:03	3.2966	18.595
7/12/2012	15:03:04	3.3065	18.595

7/12/2012	15:03:05	3.2873	18.594
7/12/2012	15:03:06	3.2873	18.594
7/12/2012	15:03:07	3.2975	18.594
7/12/2012	15:03:08	3.2831	18.594
7/12/2012	15:03:09	3.2744	18.593
7/12/2012	15:03:10	3.293	18.592
7/12/2012	15:03:11	3.2921	18.591
7/12/2012	15:03:12	3.2887	18.592
7/12/2012	15:03:13	3.2916	18.591
7/12/2012	15:03:14	3.2964	18.591
7/12/2012	15:03:15	3.2809	18.59
7/12/2012	15:03:16	3.295	18.59
7/12/2012	15:03:17	3.2882	18.59
7/12/2012	15:03:18	3.284	18.59
7/12/2012	15:03:19	3.2887	18.59
7/12/2012	15:03:20	3.289	18.589
7/12/2012	15:03:21	3.2831	18.588
7/12/2012	15:03:22	3.2876	18.588
7/12/2012	15:03:23	3.2904	18.588
7/12/2012	15:03:24	3.282	18.588
7/12/2012	15:03:25	3.2941	18.587
7/12/2012	15:03:26	3.2848	18.587
7/12/2012	15:03:27	3.2803	18.587
7/12/2012	15:03:28	3.2876	18.6
7/12/2012	15:03:29	3.2941	18.6
7/12/2012	15:03:30	3.3023	18.599
7/12/2012	15:03:31	3.2952	18.6
7/12/2012	15:03:33	3.2998	18.599
7/12/2012	15:03:34	3.3045	18.598
7/12/2012	15:03:35	3.2966	18.598
7/12/2012	15:03:36	3.3014	18.597
7/12/2012	15:03:37	3.2907	18.596
7/12/2012	15:03:38	3.2856	18.595
7/12/2012	15:03:39	3.2924	18.594
7/12/2012	15:03:40	3.2981	18.594
7/12/2012	15:03:41	3.2969	18.593
7/12/2012	15:03:42	3.289	18.591
7/12/2012	15:03:43	3.2921	18.591
7/12/2012	15:03:44	3.2834	18.59
7/12/2012	15:03:45	3.2902	18.589
7/12/2012	15:03:46	3.293	18.589
7/12/2012	15:03:47	3.2794	18.589
7/12/2012	15:03:48	3.2738	18.588
7/12/2012	15:03:49	3.2904	18.587
7/12/2012	15:03:50	3.2941	18.586
7/12/2012	15:03:51	3.2916	18.586
7/12/2012	15:03:52	3.2904	18.585
7/12/2012	15:03:53	3.2907	18.583
7/12/2012	15:03:54	3.2842	18.585
7/12/2012	15:03:55	3.2848	18.585
7/12/2012	15:03:56	3.28	18.583
7/12/2012	15:03:57	3.2803	18.584

7/12/2012	15:03:58	3.2882	18.583
7/12/2012	15:03:59	3.2899	18.583
7/12/2012	15:04:00	3.2899	18.582
7/12/2012	15:04:01	3.2707	18.58
7/12/2012	15:04:02	3.2882	18.58
7/12/2012	15:04:03	3.3006	18.582
7/12/2012	15:04:04	3.2921	18.58
7/12/2012	15:04:05	3.2876	18.578
7/12/2012	15:04:06	3.2871	18.578
7/12/2012	15:04:07	3.2825	18.579
7/12/2012	15:04:08	3.2947	18.578
7/12/2012	15:04:09	3.2969	18.578
7/12/2012	15:04:10	3.2969	18.577
7/12/2012	15:04:11	3.2865	18.577
7/12/2012	15:04:12	3.2904	18.577
7/12/2012	15:04:13	3.2871	18.576
7/12/2012	15:04:14	3.293	18.576
7/12/2012	15:04:15	3.2859	18.575
7/12/2012	15:04:16	3.2687	18.576
7/12/2012	15:04:17	3.2904	18.575
7/12/2012	15:04:18	3.2902	18.576
7/12/2012	15:04:19	3.3006	18.575
7/12/2012	15:04:20	3.2868	18.575
7/12/2012	15:04:21	3.287	18.573
7/12/2012	15:04:22	3.282	18.572
7/12/2012	15:04:23	3.2916	18.573
7/12/2012	15:04:24	3.2938	18.572
7/12/2012	15:04:25	3.2777	18.572
7/12/2012	15:04:26	3.2834	18.572
7/12/2012	15:04:27	3.2752	18.571
7/12/2012	15:04:28	3.2806	18.57
7/12/2012	15:04:29	3.2868	18.57
7/12/2012	15:04:30	3.2899	18.57
7/12/2012	15:04:31	3.2758	18.57
7/12/2012	15:04:32	3.2859	18.571
7/12/2012	15:04:33	3.2752	18.569
7/12/2012	15:04:34	3.2687	18.569
7/12/2012	15:04:35	3.2842	18.569
7/12/2012	15:04:36	3.2938	18.569
7/12/2012	15:04:37	3.2868	18.569
7/12/2012	15:04:38	3.2808	18.569
7/12/2012	15:04:39	3.2882	18.568
7/12/2012	15:04:40	3.2842	18.581
7/12/2012	15:04:41	3.2758	18.581
7/12/2012	15:04:42	3.2871	18.581
7/12/2012	15:04:43	3.28	18.58
7/12/2012	15:04:45	3.2904	18.578
7/12/2012	15:04:46	3.2837	18.578
7/12/2012	15:04:47	3.2865	18.579
7/12/2012	15:04:48	3.2851	18.579
7/12/2012	15:04:49	3.2902	18.577
7/12/2012	15:04:50	3.2882	18.577

7/12/2012	15:04:51	3.2834	18.576
7/12/2012	15:04:52	3.2772	18.577
7/12/2012	15:04:53	3.2952	18.575
7/12/2012	15:04:54	3.2935	18.573
7/12/2012	15:04:55	3.2834	18.572
7/12/2012	15:04:56	3.2758	18.572
7/12/2012	15:04:57	3.2901	18.571
7/12/2012	15:04:58	3.2839	18.57
7/12/2012	15:04:59	3.2766	18.571
7/12/2012	15:05:00	3.2823	18.57
7/12/2012	15:05:01	3.2749	18.569
7/12/2012	15:05:02	3.2752	18.568
7/12/2012	15:05:03	3.2783	18.568
7/12/2012	15:05:04	3.2817	18.567
7/12/2012	15:05:05	3.2817	18.568
7/12/2012	15:05:06	3.2789	18.566
7/12/2012	15:05:07	3.2794	18.565
7/12/2012	15:05:08	3.2856	18.564
7/12/2012	15:05:09	3.2859	18.565
7/12/2012	15:05:10	3.2777	18.565
7/12/2012	15:05:11	3.2744	18.563
7/12/2012	15:05:12	3.2921	18.564
7/12/2012	15:05:13	3.2876	18.563
7/12/2012	15:05:14	3.2777	18.563
7/12/2012	15:05:15	3.265	18.564
7/12/2012	15:05:16	3.2837	18.561
7/12/2012	15:05:17	3.2755	18.562
7/12/2012	15:05:18	3.2707	18.561
7/12/2012	15:05:19	3.2859	18.561
7/12/2012	15:05:20	3.2887	18.56
7/12/2012	15:05:21	3.2856	18.56
7/12/2012	15:05:22	3.2783	18.559
7/12/2012	15:05:23	3.2794	18.559
7/12/2012	15:05:24	3.2752	18.559
7/12/2012	15:05:25	3.271	18.558
7/12/2012	15:05:26	3.2775	18.559
7/12/2012	15:05:27	3.2817	18.559
7/12/2012	15:05:28	3.2783	18.557
7/12/2012	15:05:29	3.2837	18.557
7/12/2012	15:05:30	3.2842	18.556
7/12/2012	15:05:31	3.2766	18.555
7/12/2012	15:05:32	3.2724	18.556
7/12/2012	15:05:33	3.2791	18.555
7/12/2012	15:05:34	3.2789	18.555
7/12/2012	15:05:35	3.2743	18.555
7/12/2012	15:05:36	3.2794	18.555
7/12/2012	15:05:37	3.2876	18.555
7/12/2012	15:05:38	3.2741	18.554
7/12/2012	15:05:39	3.2743	18.554
7/12/2012	15:05:40	3.2884	18.554
7/12/2012	15:05:41	3.2955	18.553
7/12/2012	15:05:42	3.2758	18.553

7/12/2012	15:05:43	3.2794	18.553
7/12/2012	15:05:44	3.2732	18.552
7/12/2012	15:05:45	3.2749	18.552
7/12/2012	15:05:46	3.2808	18.552
7/12/2012	15:05:47	3.2811	18.551
7/12/2012	15:05:48	3.2842	18.551
7/12/2012	15:05:49	3.2808	18.552
7/12/2012	15:05:50	3.2825	18.551
7/12/2012	15:05:51	3.2786	18.551
7/12/2012	15:05:52	3.2735	18.55
7/12/2012	15:05:53	3.2783	18.564
7/12/2012	15:05:55	3.2837	18.563
7/12/2012	15:05:56	3.2684	18.563
7/12/2012	15:05:57	3.2786	18.563
7/12/2012	15:05:58	3.2791	18.562
7/12/2012	15:05:59	3.2859	18.562
7/12/2012	15:06:00	3.2738	18.563
7/12/2012	15:06:01	3.2752	18.555
7/12/2012	15:06:04	3.2758	18.558
7/12/2012	15:06:05	3.2837	18.556
7/12/2012	15:06:06	3.2837	18.559
7/12/2012	15:06:06	3.269	18.559
7/12/2012	15:06:08	3.269	18.559
7/12/2012	15:06:09	3.2777	18.558
7/12/2012	15:06:09	3.2735	18.559
7/12/2012	15:06:11	3.2687	18.559
7/12/2012	15:06:12	3.265	18.559
7/12/2012	15:06:13	3.2803	18.559
7/12/2012	15:06:14	3.2701	18.558
7/12/2012	15:06:15	3.2744	18.558
7/12/2012	15:06:16	3.2786	18.557
7/12/2012	15:06:17	3.2769	18.558
7/12/2012	15:06:18	3.2817	18.557
7/12/2012	15:06:19	3.2769	18.557
7/12/2012	15:06:20	3.2777	18.557
7/12/2012	15:06:21	3.2696	18.555
7/12/2012	15:06:22	3.2701	18.556
7/12/2012	15:06:23	3.2772	18.557
7/12/2012	15:06:24	3.2777	18.554
7/12/2012	15:06:25	3.2783	18.555
7/12/2012	15:06:26	3.2636	18.555
7/12/2012	15:06:27	3.2803	18.553
7/12/2012	15:06:28	3.276	18.555
7/12/2012	15:06:29	3.2684	18.554
7/12/2012	15:06:30	3.2811	18.553
7/12/2012	15:06:31	3.2783	18.547
7/12/2012	15:06:32	3.2693	18.547
7/12/2012	15:06:33	3.2794	18.548
7/12/2012	15:06:34	3.2738	18.55
7/12/2012	15:06:35	3.2724	18.551
7/12/2012	15:06:36	3.2811	18.552
7/12/2012	15:06:37	3.2822	18.554

7/12/2012	15:06:37	3.2758	18.553
7/12/2012	15:06:39	3.2794	18.553
7/12/2012	15:06:40	3.2786	18.553
7/12/2012	15:06:41	3.2808	18.55
7/12/2012	15:06:42	3.2752	18.55
7/12/2012	15:06:43	3.2772	18.549
7/12/2012	15:06:44	3.2803	18.55
7/12/2012	15:06:45	3.2806	18.551
7/12/2012	15:06:46	3.2786	18.552
7/12/2012	15:06:47	3.271	18.551
7/12/2012	15:06:48	3.282	18.549
7/12/2012	15:06:49	3.2757	18.533
7/12/2012	15:06:51	3.2704	18.534
7/12/2012	15:06:52	3.2803	18.536
7/12/2012	15:06:53	3.2679	18.536
7/12/2012	15:06:54	3.2752	18.536
7/12/2012	15:06:55	3.2769	18.536
7/12/2012	15:06:56	3.2789	18.536
7/12/2012	15:06:57	3.2653	18.535
7/12/2012	15:06:58	3.2774	18.535
7/12/2012	15:06:59	3.2633	18.535
7/12/2012	15:07:00	3.2786	18.535
7/12/2012	15:07:01	3.2684	18.535
7/12/2012	15:07:02	3.269	18.535
7/12/2012	15:07:03	3.2724	18.534
7/12/2012	15:07:04	3.2662	18.534
7/12/2012	15:07:05	3.2783	18.547
7/12/2012	15:07:06	3.2755	18.547
7/12/2012	15:07:08	3.2741	18.547
7/12/2012	15:07:09	3.2791	18.544
7/12/2012	15:07:10	3.276	18.545
7/12/2012	15:07:11	3.2625	18.54
7/12/2012	15:07:14	3.2727	18.543
7/12/2012	15:07:15	3.2735	18.543
7/12/2012	15:07:16	3.2735	18.543
7/12/2012	15:07:17	3.2704	18.543
7/12/2012	15:07:18	3.2693	18.543
7/12/2012	15:07:19	3.2772	18.543
7/12/2012	15:07:20	3.2791	18.543
7/12/2012	15:07:21	3.276	18.543
7/12/2012	15:07:22	3.2831	18.543
7/12/2012	15:07:23	3.2783	18.543
7/12/2012	15:07:24	3.2724	18.537
7/12/2012	15:07:25	3.2693	18.538
7/12/2012	15:07:26	3.2755	18.539
7/12/2012	15:07:27	3.2659	18.54
7/12/2012	15:07:28	3.28	18.54
7/12/2012	15:07:29	3.2645	18.54
7/12/2012	15:07:30	3.2766	18.542
7/12/2012	15:07:31	3.276	18.54
7/12/2012	15:07:32	3.2687	18.541
7/12/2012	15:07:33	3.2676	18.523

7/12/2012	15:07:35	3.269	18.526
7/12/2012	15:07:36	3.2718	18.526
7/12/2012	15:07:37	3.2724	18.528
7/12/2012	15:07:38	3.2656	18.527
7/12/2012	15:07:39	3.2676	18.527
7/12/2012	15:07:40	3.271	18.526
7/12/2012	15:07:41	3.2718	18.526
7/12/2012	15:07:42	3.2704	18.526
7/12/2012	15:07:43	3.2622	18.526
7/12/2012	15:07:44	3.2684	18.525
7/12/2012	15:07:45	3.2693	18.525
7/12/2012	15:07:46	3.2679	18.525
7/12/2012	15:07:47	3.2693	18.525
7/12/2012	15:07:48	3.2622	18.525
7/12/2012	15:07:49	3.2732	18.525
7/12/2012	15:07:50	3.271	18.525
7/12/2012	15:07:51	3.2743	18.524
7/12/2012	15:07:52	3.2684	18.537
7/12/2012	15:07:54	3.2667	18.537
7/12/2012	15:07:55	3.2693	18.537
7/12/2012	15:07:56	3.2642	18.537
7/12/2012	15:07:57	3.2693	18.536
7/12/2012	15:07:58	3.2766	18.537
7/12/2012	15:07:59	3.269	18.534
7/12/2012	15:08:00	3.265	18.529
7/12/2012	15:08:03	3.2676	18.529
7/12/2012	15:08:04	3.2625	18.531
7/12/2012	15:08:05	3.265	18.532
7/12/2012	15:08:06	3.2639	18.531
7/12/2012	15:08:07	3.2788	18.531
7/12/2012	15:08:08	3.2662	18.53
7/12/2012	15:08:09	3.2673	18.529
7/12/2012	15:08:10	3.2695	18.53
7/12/2012	15:08:11	3.2695	18.53
7/12/2012	15:08:12	3.2662	18.53
7/12/2012	15:08:13	3.2712	18.53
7/12/2012	15:08:14	3.2718	18.53
7/12/2012	15:08:15	3.2749	18.531
7/12/2012	15:08:16	3.2673	18.531
7/12/2012	15:08:17	3.2695	18.531
7/12/2012	15:08:18	3.2659	18.515
7/12/2012	15:08:19	3.2662	18.518
7/12/2012	15:08:20	3.2653	18.518
7/12/2012	15:08:21	3.2543	18.518
7/12/2012	15:08:22	3.2597	18.531
7/12/2012	15:08:24	3.2701	18.531
7/12/2012	15:08:25	3.2611	18.531
7/12/2012	15:08:26	3.2704	18.529
7/12/2012	15:08:27	3.271	18.528
7/12/2012	15:08:28	3.2622	18.526
7/12/2012	15:08:29	3.2645	18.526
7/12/2012	15:08:30	3.2718	18.526

7/12/2012	15:08:31	3.2633	18.526
7/12/2012	15:08:32	3.2594	18.525
7/12/2012	15:08:33	3.2636	18.525
7/12/2012	15:08:34	3.2662	18.524
7/12/2012	15:08:35	3.2679	18.523
7/12/2012	15:08:36	3.2712	18.523
7/12/2012	15:08:37	3.2602	18.522
7/12/2012	15:08:38	3.2625	18.522
7/12/2012	15:08:39	3.2633	18.522
7/12/2012	15:08:40	3.2673	18.522
7/12/2012	15:08:41	3.2676	18.521
7/12/2012	15:08:42	3.2625	18.521
7/12/2012	15:08:43	3.2676	18.52
7/12/2012	15:08:44	3.2707	18.519
7/12/2012	15:08:45	3.2597	18.519
7/12/2012	15:08:46	3.2684	18.52
7/12/2012	15:08:47	3.2667	18.519
7/12/2012	15:08:48	3.2707	18.518
7/12/2012	15:08:49	3.2653	18.518
7/12/2012	15:08:50	3.2633	18.517
7/12/2012	15:08:51	3.2704	18.517
7/12/2012	15:08:52	3.2608	18.517
7/12/2012	15:08:53	3.265	18.517
7/12/2012	15:08:54	3.2625	18.516
7/12/2012	15:08:55	3.2673	18.516
7/12/2012	15:08:56	3.2735	18.515
7/12/2012	15:08:57	3.267	18.515
7/12/2012	15:08:58	3.2521	18.514
7/12/2012	15:08:59	3.2678	18.515
7/12/2012	15:09:00	3.2602	18.514
7/12/2012	15:09:01	3.2597	18.514
7/12/2012	15:09:02	3.2673	18.514
7/12/2012	15:09:03	3.2588	18.513
7/12/2012	15:09:04	3.2597	18.513
7/12/2012	15:09:05	3.265	18.512
7/12/2012	15:09:06	3.2636	18.512
7/12/2012	15:09:07	3.2701	18.512
7/12/2012	15:09:08	3.2535	18.512
7/12/2012	15:09:09	3.2701	18.512
7/12/2012	15:09:10	3.269	18.511
7/12/2012	15:09:11	3.2684	18.511
7/12/2012	15:09:12	3.2616	18.511
7/12/2012	15:09:13	3.2633	18.51
7/12/2012	15:09:14	3.2695	18.51
7/12/2012	15:09:15	3.2662	18.51
7/12/2012	15:09:16	3.2594	18.51
7/12/2012	15:09:17	3.2611	18.51
7/12/2012	15:09:18	3.2546	18.509
7/12/2012	15:09:19	3.2585	18.509
7/12/2012	15:09:20	3.2588	18.51
7/12/2012	15:09:21	3.2636	18.509
7/12/2012	15:09:22	3.2563	18.508

7/12/2012	15:09:23	3.2616	18.509
7/12/2012	15:09:24	3.2571	18.509
7/12/2012	15:09:25	3.2571	18.508
7/12/2012	15:09:26	3.2676	18.508
7/12/2012	15:09:27	3.2616	18.508
7/12/2012	15:09:28	3.2642	18.508
7/12/2012	15:09:29	3.267	18.521
7/12/2012	15:09:31	3.271	18.519
7/12/2012	15:09:32	3.2662	18.519
7/12/2012	15:09:33	3.2636	18.514
7/12/2012	15:09:36	3.2571	18.5
7/12/2012	15:09:37	3.2563	18.516
7/12/2012	15:09:39	3.2563	18.514
7/12/2012	15:09:40	3.256	18.515
7/12/2012	15:09:41	3.2568	18.516
7/12/2012	15:09:42	3.2636	18.513
7/12/2012	15:09:43	3.2574	18.512
7/12/2012	15:09:44	3.2667	18.512
7/12/2012	15:09:45	3.2594	18.511
7/12/2012	15:09:46	3.2552	18.51
7/12/2012	15:09:47	3.2616	18.509
7/12/2012	15:09:48	3.2628	18.51
7/12/2012	15:09:49	3.2521	18.509
7/12/2012	15:09:50	3.2591	18.509
7/12/2012	15:09:51	3.2529	18.509
7/12/2012	15:09:52	3.2557	18.509
7/12/2012	15:09:53	3.2602	18.508
7/12/2012	15:09:54	3.2701	18.508
7/12/2012	15:09:55	3.2498	18.507
7/12/2012	15:09:56	3.2597	18.506
7/12/2012	15:09:57	3.258	18.506
7/12/2012	15:09:58	3.2453	18.506
7/12/2012	15:09:59	3.2571	18.506
7/12/2012	15:10:00	3.2577	18.505
7/12/2012	15:10:01	3.2568	18.505
7/12/2012	15:10:02	3.2487	18.504
7/12/2012	15:10:03	3.2709	18.504
7/12/2012	15:10:04	3.2695	18.504
7/12/2012	15:10:05	3.2509	18.504
7/12/2012	15:10:06	3.2645	18.502
7/12/2012	15:10:07	3.2611	18.503
7/12/2012	15:10:08	3.265	18.504
7/12/2012	15:10:09	3.2557	18.503
7/12/2012	15:10:10	3.2577	18.502
7/12/2012	15:10:11	3.2597	18.502
7/12/2012	15:10:12	3.2554	18.501
7/12/2012	15:10:13	3.2721	18.502
7/12/2012	15:10:14	3.2571	18.501
7/12/2012	15:10:15	3.2571	18.501
7/12/2012	15:10:16	3.2585	18.5
7/12/2012	15:10:17	3.2661	18.5
7/12/2012	15:10:18	3.265	18.5

7/12/2012	15:10:19	3.2667	18.5
7/12/2012	15:10:20	3.2487	18.5
7/12/2012	15:10:21	3.2473	18.498
7/12/2012	15:10:22	3.2495	18.499
7/12/2012	15:10:23	3.2608	18.499
7/12/2012	15:10:24	3.2487	18.499
7/12/2012	15:10:25	3.2551	18.499
7/12/2012	15:10:26	3.2619	18.498
7/12/2012	15:10:27	3.2642	18.498
7/12/2012	15:10:28	3.2628	18.498
7/12/2012	15:10:29	3.2535	18.498
7/12/2012	15:10:30	3.2557	18.498
7/12/2012	15:10:31	3.2557	18.51
7/12/2012	15:10:33	3.2619	18.507
7/12/2012	15:10:34	3.2693	18.506
7/12/2012	15:10:35	3.2608	18.505
7/12/2012	15:10:36	3.2492	18.504
7/12/2012	15:10:37	3.2661	18.504
7/12/2012	15:10:38	3.252	18.503
7/12/2012	15:10:39	3.2571	18.502
7/12/2012	15:10:40	3.2616	18.502
7/12/2012	15:10:41	3.2529	18.501
7/12/2012	15:10:42	3.2543	18.501
7/12/2012	15:10:43	3.2475	18.5
7/12/2012	15:10:44	3.2571	18.499
7/12/2012	15:10:45	3.2571	18.499
7/12/2012	15:10:46	3.2568	18.498
7/12/2012	15:10:47	3.256	18.496
7/12/2012	15:10:48	3.2509	18.496
7/12/2012	15:10:49	3.2628	18.497
7/12/2012	15:10:50	3.254	18.496
7/12/2012	15:10:51	3.2537	18.495
7/12/2012	15:10:52	3.2602	18.495
7/12/2012	15:10:53	3.2594	18.495
7/12/2012	15:10:54	3.2574	18.494
7/12/2012	15:10:55	3.2512	18.494
7/12/2012	15:10:56	3.2554	18.503
7/12/2012	15:10:57	3.2591	18.497
7/12/2012	15:10:58	3.2633	18.496
7/12/2012	15:10:59	3.2489	18.496
7/12/2012	15:11:00	3.2543	18.496
7/12/2012	15:11:02	3.2506	18.493
7/12/2012	15:11:03	3.2568	18.493
7/12/2012	15:11:04	3.2577	18.493
7/12/2012	15:11:05	3.2481	18.493
7/12/2012	15:11:06	3.256	18.493
7/12/2012	15:11:07	3.2439	18.493
7/12/2012	15:11:08	3.2608	18.492
7/12/2012	15:11:09	3.2478	18.491
7/12/2012	15:11:10	3.258	18.491
7/12/2012	15:11:11	3.2608	18.492
7/12/2012	15:11:12	3.2461	18.491

7/12/2012	15:11:13	3.2585	18.491
7/12/2012	15:11:14	3.2481	18.491
7/12/2012	15:11:15	3.2585	18.504
7/12/2012	15:11:16	3.2489	18.502
7/12/2012	15:11:17	3.2526	18.5
7/12/2012	15:11:18	3.2551	18.499
7/12/2012	15:11:19	3.2563	18.499
7/12/2012	15:11:20	3.2577	18.497
7/12/2012	15:11:21	3.2487	18.496
7/12/2012	15:11:22	3.2504	18.495
7/12/2012	15:11:23	3.254	18.494
7/12/2012	15:11:24	3.2498	18.494
7/12/2012	15:11:25	3.2475	18.493
7/12/2012	15:11:26	3.2557	18.493
7/12/2012	15:11:27	3.2535	18.493
7/12/2012	15:11:28	3.2537	18.492
7/12/2012	15:11:29	3.2546	18.491
7/12/2012	15:11:31	3.2554	18.491
7/12/2012	15:11:32	3.2475	18.49
7/12/2012	15:11:33	3.2492	18.49
7/12/2012	15:11:34	3.247	18.489
7/12/2012	15:11:35	3.2602	18.488
7/12/2012	15:11:36	3.2518	18.488
7/12/2012	15:11:37	3.2546	18.488
7/12/2012	15:11:38	3.2492	18.488
7/12/2012	15:11:39	3.2529	18.487
7/12/2012	15:11:40	3.2472	18.487
7/12/2012	15:11:41	3.2636	18.5
7/12/2012	15:11:42	3.2597	18.497
7/12/2012	15:11:43	3.2535	18.494
7/12/2012	15:11:44	3.2498	18.493
7/12/2012	15:11:45	3.2563	18.492
7/12/2012	15:11:46	3.2447	18.491
7/12/2012	15:11:47	3.2551	18.49
7/12/2012	15:11:48	3.2591	18.49
7/12/2012	15:11:49	3.2481	18.489
7/12/2012	15:11:50	3.2481	18.489
7/12/2012	15:11:51	3.2422	18.488
7/12/2012	15:11:53	3.2535	18.487
7/12/2012	15:11:54	3.2441	18.486
7/12/2012	15:11:55	3.265	18.486
7/12/2012	15:11:56	3.256	18.485
7/12/2012	15:11:57	3.2489	18.485
7/12/2012	15:11:58	3.2408	18.484
7/12/2012	15:11:59	3.2439	18.483
7/12/2012	15:12:00	3.2591	18.484
7/12/2012	15:12:01	3.2543	18.497
7/12/2012	15:12:02	3.247	18.495
7/12/2012	15:12:03	3.2557	18.492
7/12/2012	15:12:04	3.2498	18.491
7/12/2012	15:12:05	3.2492	18.491
7/12/2012	15:12:06	3.252	18.489

7/12/2012	15:12:07	3.2554	18.488
7/12/2012	15:12:08	3.2441	18.486
7/12/2012	15:12:09	3.2498	18.486
7/12/2012	15:12:11	3.2489	18.484
7/12/2012	15:12:12	3.2478	18.484
7/12/2012	15:12:13	3.2472	18.483
7/12/2012	15:12:14	3.2506	18.483
7/12/2012	15:12:15	3.2439	18.483
7/12/2012	15:12:16	3.2422	18.482
7/12/2012	15:12:17	3.2475	18.482
7/12/2012	15:12:18	3.241	18.481
7/12/2012	15:12:19	3.2419	18.481
7/12/2012	15:12:20	3.2357	18.495
7/12/2012	15:12:21	3.2472	18.492
7/12/2012	15:12:22	3.2518	18.49
7/12/2012	15:12:23	3.2391	18.489
7/12/2012	15:12:24	3.2461	18.486
7/12/2012	15:12:25	3.2492	18.486
7/12/2012	15:12:26	3.2534	18.485
7/12/2012	15:12:27	3.2495	18.484
7/12/2012	15:12:28	3.2456	18.483
7/12/2012	15:12:30	3.2495	18.483
7/12/2012	15:12:31	3.2568	18.482
7/12/2012	15:12:32	3.2436	18.481
7/12/2012	15:12:33	3.2453	18.481
7/12/2012	15:12:34	3.247	18.48
7/12/2012	15:12:35	3.2413	18.479
7/12/2012	15:12:36	3.2506	18.48
7/12/2012	15:12:37	3.2458	18.479
7/12/2012	15:12:38	3.2453	18.492
7/12/2012	15:12:39	3.2436	18.49
7/12/2012	15:12:40	3.2441	18.487
7/12/2012	15:12:41	3.2529	18.485
7/12/2012	15:12:42	3.2447	18.483
7/12/2012	15:12:43	3.2382	18.483
7/12/2012	15:12:44	3.2393	18.482
7/12/2012	15:12:45	3.2393	18.481
7/12/2012	15:12:47	3.2464	18.481
7/12/2012	15:12:48	3.2393	18.48
7/12/2012	15:12:49	3.2495	18.479
7/12/2012	15:12:50	3.2487	18.479
7/12/2012	15:12:51	3.2472	18.478
7/12/2012	15:12:52	3.2408	18.477
7/12/2012	15:12:53	3.2439	18.476
7/12/2012	15:12:54	3.2391	18.49
7/12/2012	15:12:55	3.2453	18.487
7/12/2012	15:12:56	3.2543	18.485
7/12/2012	15:12:57	3.2498	18.484
7/12/2012	15:12:58	3.2495	18.483
7/12/2012	15:12:59	3.2546	18.481
7/12/2012	15:13:00	3.2424	18.481
7/12/2012	15:13:01	3.2441	18.48

7/12/2012	15:13:02	3.2518	18.479
7/12/2012	15:13:03	3.236	18.479
7/12/2012	15:13:05	3.2472	18.478
7/12/2012	15:13:06	3.2481	18.477
7/12/2012	15:13:07	3.2362	18.476
7/12/2012	15:13:08	3.2393	18.475
7/12/2012	15:13:09	3.2455	18.475
7/12/2012	15:13:10	3.2323	18.475
7/12/2012	15:13:11	3.2396	18.488
7/12/2012	15:13:12	3.2427	18.484
7/12/2012	15:13:13	3.2377	18.482
7/12/2012	15:13:14	3.2388	18.481
7/12/2012	15:13:15	3.2489	18.479
7/12/2012	15:13:16	3.2413	18.478
7/12/2012	15:13:17	3.2422	18.477
7/12/2012	15:13:19	3.2382	18.475
7/12/2012	15:13:20	3.2498	18.475
7/12/2012	15:13:21	3.2323	18.475
7/12/2012	15:13:22	3.2427	18.474
7/12/2012	15:13:23	3.234	18.472
7/12/2012	15:13:24	3.2439	18.472
7/12/2012	15:13:25	3.2391	18.486
7/12/2012	15:13:26	3.2458	18.482
7/12/2012	15:13:27	3.2295	18.48
7/12/2012	15:13:28	3.234	18.479
7/12/2012	15:13:29	3.2424	18.477
7/12/2012	15:13:30	3.247	18.476
7/12/2012	15:13:31	3.2427	18.475
7/12/2012	15:13:33	3.2388	18.474
7/12/2012	15:13:34	3.2396	18.473
7/12/2012	15:13:35	3.2377	18.472
7/12/2012	15:13:36	3.2399	18.472
7/12/2012	15:13:37	3.2475	18.471
7/12/2012	15:13:38	3.2503	18.471
7/12/2012	15:13:39	3.247	18.471
7/12/2012	15:13:40	3.2461	18.484
7/12/2012	15:13:41	3.2472	18.481
7/12/2012	15:13:42	3.2399	18.478
7/12/2012	15:13:43	3.241	18.476
7/12/2012	15:13:44	3.2357	18.472
7/12/2012	15:13:46	3.2408	18.473
7/12/2012	15:13:47	3.2399	18.471
7/12/2012	15:13:48	3.2455	18.471
7/12/2012	15:13:49	3.2439	18.471
7/12/2012	15:13:50	3.2422	18.47
7/12/2012	15:13:51	3.2419	18.47
7/12/2012	15:13:52	3.2517	18.47
7/12/2012	15:13:53	3.2458	18.483
7/12/2012	15:13:54	3.2382	18.478
7/12/2012	15:13:55	3.2314	18.477
7/12/2012	15:13:56	3.2399	18.475
7/12/2012	15:13:57	3.241	18.473

7/12/2012	15:13:58	3.2388	18.472
7/12/2012	15:13:59	3.2458	18.471
7/12/2012	15:14:01	3.243	18.47
7/12/2012	15:14:02	3.2419	18.47
7/12/2012	15:14:03	3.2458	18.47
7/12/2012	15:14:04	3.2441	18.469
7/12/2012	15:14:05	3.243	18.468
7/12/2012	15:14:06	3.2427	18.467
7/12/2012	15:14:07	3.2444	18.467
7/12/2012	15:14:08	3.2348	18.481
7/12/2012	15:14:09	3.2408	18.475
7/12/2012	15:14:10	3.2306	18.474
7/12/2012	15:14:11	3.2492	18.472
7/12/2012	15:14:12	3.2343	18.471
7/12/2012	15:14:13	3.2337	18.47
7/12/2012	15:14:14	3.2419	18.469
7/12/2012	15:14:16	3.2447	18.469
7/12/2012	15:14:17	3.2354	18.468
7/12/2012	15:14:18	3.2464	18.467
7/12/2012	15:14:19	3.2379	18.466
7/12/2012	15:14:20	3.2379	18.466
7/12/2012	15:14:21	3.2379	18.466
7/12/2012	15:14:22	3.236	18.48
7/12/2012	15:14:23	3.2379	18.475
7/12/2012	15:14:24	3.2444	18.473
7/12/2012	15:14:25	3.2393	18.471
7/12/2012	15:14:26	3.236	18.47
7/12/2012	15:14:27	3.2382	18.469
7/12/2012	15:14:29	3.2326	18.467
7/12/2012	15:14:30	3.2354	18.467
7/12/2012	15:14:31	3.2331	18.465
7/12/2012	15:14:32	3.2247	18.465
7/12/2012	15:14:33	3.2509	18.464
7/12/2012	15:14:34	3.2534	18.464
7/12/2012	15:14:35	3.2357	18.478
7/12/2012	15:14:36	3.2441	18.475
7/12/2012	15:14:37	3.2312	18.471
7/12/2012	15:14:38	3.2388	18.47
7/12/2012	15:14:39	3.2345	18.469
7/12/2012	15:14:40	3.2422	18.467
7/12/2012	15:14:42	3.2458	18.466
7/12/2012	15:14:43	3.236	18.465
7/12/2012	15:14:44	3.236	18.465
7/12/2012	15:14:45	3.2379	18.464
7/12/2012	15:14:46	3.2393	18.463
7/12/2012	15:14:47	3.2399	18.463
7/12/2012	15:14:48	3.2424	18.477
7/12/2012	15:14:49	3.2357	18.472
7/12/2012	15:14:50	3.2388	18.47
7/12/2012	15:14:51	3.241	18.466
7/12/2012	15:14:52	3.241	18.466
7/12/2012	15:14:54	3.2436	18.465

7/12/2012	15:14:55	3.2309	18.464
7/12/2012	15:14:56	3.2312	18.463
7/12/2012	15:14:57	3.2312	18.462
7/12/2012	15:14:58	3.2475	18.462
7/12/2012	15:14:59	3.2298	18.461
7/12/2012	15:15:00	3.2447	18.475
7/12/2012	15:15:01	3.234	18.471
7/12/2012	15:15:02	3.2376	18.469
7/12/2012	15:15:03	3.2309	18.466
7/12/2012	15:15:04	3.2405	18.465
7/12/2012	15:15:06	3.234	18.462
7/12/2012	15:15:07	3.2357	18.462
7/12/2012	15:15:08	3.2329	18.461
7/12/2012	15:15:09	3.234	18.46
7/12/2012	15:15:10	3.225	18.473
7/12/2012	15:15:11	3.2382	18.47
7/12/2012	15:15:12	3.2323	18.467
7/12/2012	15:15:13	3.2343	18.464
7/12/2012	15:15:14	3.2312	18.463
7/12/2012	15:15:15	3.2267	18.463
7/12/2012	15:15:17	3.2453	18.461
7/12/2012	15:15:18	3.2289	18.461
7/12/2012	15:15:19	3.2348	18.46
7/12/2012	15:15:20	3.2379	18.459
7/12/2012	15:15:21	3.2379	18.459
7/12/2012	15:15:22	3.2357	18.473
7/12/2012	15:15:23	3.243	18.468
7/12/2012	15:15:24	3.2337	18.467
7/12/2012	15:15:25	3.234	18.463
7/12/2012	15:15:26	3.2337	18.461
7/12/2012	15:15:28	3.2337	18.461
7/12/2012	15:15:29	3.2348	18.46
7/12/2012	15:15:30	3.2391	18.459
7/12/2012	15:15:31	3.2357	18.459
7/12/2012	15:15:32	3.2281	18.458
7/12/2012	15:15:33	3.2362	18.472
7/12/2012	15:15:34	3.2365	18.467
7/12/2012	15:15:35	3.2295	18.464
7/12/2012	15:15:36	3.2193	18.462
7/12/2012	15:15:37	3.2323	18.461
7/12/2012	15:15:38	3.2374	18.46
7/12/2012	15:15:40	3.2348	18.46
7/12/2012	15:15:41	3.2289	18.459
7/12/2012	15:15:42	3.2306	18.459
7/12/2012	15:15:43	3.2405	18.459
7/12/2012	15:15:44	3.2331	18.458
7/12/2012	15:15:45	3.2337	18.457
7/12/2012	15:15:46	3.2331	18.457
7/12/2012	15:15:47	3.2247	18.457
7/12/2012	15:15:48	3.234	18.47
7/12/2012	15:15:49	3.2292	18.466
7/12/2012	15:15:50	3.2343	18.461

7/12/2012	15:15:51	3.2326	18.459
7/12/2012	15:15:53	3.2264	18.459
7/12/2012	15:15:54	3.2295	18.457
7/12/2012	15:15:55	3.2309	18.457
7/12/2012	15:15:56	3.2354	18.455
7/12/2012	15:15:57	3.2365	18.454
7/12/2012	15:15:58	3.2306	18.468
7/12/2012	15:15:59	3.2312	18.463
7/12/2012	15:16:00	3.2281	18.46
7/12/2012	15:16:01	3.2326	18.458
7/12/2012	15:16:02	3.2357	18.457
7/12/2012	15:16:04	3.2362	18.456
7/12/2012	15:16:05	3.232	18.456
7/12/2012	15:16:06	3.2362	18.455
7/12/2012	15:16:07	3.232	18.454
7/12/2012	15:16:08	3.225	18.455
7/12/2012	15:16:09	3.2241	18.468
7/12/2012	15:16:10	3.2323	18.462
7/12/2012	15:16:11	3.2343	18.459
7/12/2012	15:16:12	3.2343	18.458
7/12/2012	15:16:14	3.2292	18.456
7/12/2012	15:16:15	3.2306	18.454
7/12/2012	15:16:16	3.2258	18.454
7/12/2012	15:16:17	3.2213	18.462
7/12/2012	15:16:18	3.2278	18.455
7/12/2012	15:16:19	3.2295	18.453
7/12/2012	15:16:20	3.2216	18.452
7/12/2012	15:16:21	3.2314	18.452
7/12/2012	15:16:22	3.2348	18.467
7/12/2012	15:16:24	3.2272	18.46
7/12/2012	15:16:25	3.2329	18.458
7/12/2012	15:16:26	3.2159	18.457
7/12/2012	15:16:27	3.2289	18.454
7/12/2012	15:16:28	3.225	18.454
7/12/2012	15:16:29	3.2413	18.453
7/12/2012	15:16:30	3.2374	18.452
7/12/2012	15:16:31	3.232	18.461
7/12/2012	15:16:33	3.2193	18.453
7/12/2012	15:16:34	3.2337	18.452
7/12/2012	15:16:35	3.2272	18.451
7/12/2012	15:16:36	3.225	18.45
7/12/2012	15:16:37	3.2275	18.464
7/12/2012	15:16:38	3.2306	18.459
7/12/2012	15:16:39	3.2365	18.455
7/12/2012	15:16:40	3.2295	18.454
7/12/2012	15:16:41	3.2247	18.452
7/12/2012	15:16:43	3.2331	18.451
7/12/2012	15:16:44	3.2196	18.451
7/12/2012	15:16:45	3.2419	18.45
7/12/2012	15:16:46	3.2289	18.461
7/12/2012	15:16:47	3.2323	18.457
7/12/2012	15:16:48	3.2306	18.454

7/12/2012	15:16:49	3.2345	18.453
7/12/2012	15:16:51	3.2289	18.451
7/12/2012	15:16:52	3.2196	18.45
7/12/2012	15:16:53	3.2207	18.45
7/12/2012	15:16:54	3.234	18.449
7/12/2012	15:16:55	3.23	18.462
7/12/2012	15:16:56	3.243	18.456
7/12/2012	15:16:57	3.2379	18.453
7/12/2012	15:16:58	3.2176	18.451
7/12/2012	15:17:00	3.2185	18.45
7/12/2012	15:17:01	3.2278	18.45
7/12/2012	15:17:02	3.2168	18.448
7/12/2012	15:17:03	3.2297	18.448
7/12/2012	15:17:04	3.2309	18.443
7/12/2012	15:17:07	3.2238	18.445
7/12/2012	15:17:08	3.2275	18.46
7/12/2012	15:17:09	3.2266	18.454
7/12/2012	15:17:10	3.2331	18.453
7/12/2012	15:17:11	3.2295	18.45
7/12/2012	15:17:13	3.2292	18.449
7/12/2012	15:17:14	3.2156	18.448
7/12/2012	15:17:15	3.2207	18.447
7/12/2012	15:17:16	3.219	18.445
7/12/2012	15:17:17	3.2224	18.459
7/12/2012	15:17:18	3.2247	18.454
7/12/2012	15:17:19	3.2264	18.451
7/12/2012	15:17:20	3.221	18.449
7/12/2012	15:17:22	3.2202	18.449
7/12/2012	15:17:23	3.2281	18.448
7/12/2012	15:17:24	3.2272	18.445
7/12/2012	15:17:25	3.2264	18.444
7/12/2012	15:17:26	3.2261	18.454
7/12/2012	15:17:29	3.2255	18.451
7/12/2012	15:17:30	3.2297	18.45
7/12/2012	15:17:31	3.2247	18.447
7/12/2012	15:17:33	3.2233	18.447
7/12/2012	15:17:34	3.2314	18.445
7/12/2012	15:17:35	3.2247	18.444
7/12/2012	15:17:36	3.2289	18.443
7/12/2012	15:17:37	3.2224	18.457
7/12/2012	15:17:38	3.2326	18.452
7/12/2012	15:17:39	3.234	18.449
7/12/2012	15:17:40	3.2306	18.447
7/12/2012	15:17:42	3.2224	18.446
7/12/2012	15:17:43	3.2261	18.445
7/12/2012	15:17:44	3.2289	18.444
7/12/2012	15:17:45	3.2255	18.443
7/12/2012	15:17:46	3.2264	18.457
7/12/2012	15:17:47	3.2173	18.451
7/12/2012	15:17:48	3.2359	18.449
7/12/2012	15:17:49	3.2306	18.447
7/12/2012	15:17:50	3.2227	18.445

7/12/2012	15:17:52	3.2199	18.444
7/12/2012	15:17:53	3.2272	18.443
7/12/2012	15:17:54	3.2108	18.442
7/12/2012	15:17:55	3.232	18.454
7/12/2012	15:17:56	3.2196	18.449
7/12/2012	15:17:57	3.2221	18.447
7/12/2012	15:17:58	3.2221	18.444
7/12/2012	15:18:00	3.2297	18.443
7/12/2012	15:18:01	3.2371	18.443
7/12/2012	15:18:02	3.2278	18.441
7/12/2012	15:18:03	3.2185	18.455
7/12/2012	15:18:04	3.2275	18.45
7/12/2012	15:18:05	3.2193	18.448
7/12/2012	15:18:06	3.2292	18.444
7/12/2012	15:18:08	3.219	18.443
7/12/2012	15:18:09	3.223	18.442
7/12/2012	15:18:10	3.221	18.442
7/12/2012	15:18:11	3.2168	18.441
7/12/2012	15:18:12	3.2241	18.453
7/12/2012	15:18:13	3.2123	18.448
7/12/2012	15:18:14	3.2224	18.445
7/12/2012	15:18:15	3.2258	18.444
7/12/2012	15:18:17	3.2162	18.442
7/12/2012	15:18:18	3.2261	18.44
7/12/2012	15:18:19	3.2199	18.44
7/12/2012	15:18:20	3.2173	18.454
7/12/2012	15:18:21	3.2255	18.448
7/12/2012	15:18:22	3.219	18.446
7/12/2012	15:18:23	3.2244	18.444
7/12/2012	15:18:25	3.2244	18.443
7/12/2012	15:18:26	3.2264	18.441
7/12/2012	15:18:27	3.2266	18.44
7/12/2012	15:18:28	3.2312	18.453
7/12/2012	15:18:29	3.2216	18.447
7/12/2012	15:18:30	3.2156	18.445
7/12/2012	15:18:31	3.2179	18.443
7/12/2012	15:18:33	3.2249	18.442
7/12/2012	15:18:34	3.2156	18.441
7/12/2012	15:18:35	3.2182	18.439
7/12/2012	15:18:36	3.2173	18.439
7/12/2012	15:18:37	3.2128	18.453
7/12/2012	15:18:38	3.2182	18.447
7/12/2012	15:18:39	3.2233	18.444
7/12/2012	15:18:40	3.2202	18.442
7/12/2012	15:18:42	3.2216	18.441
7/12/2012	15:18:43	3.223	18.439
7/12/2012	15:18:44	3.2162	18.438
7/12/2012	15:18:45	3.2103	18.451
7/12/2012	15:18:46	3.2162	18.445
7/12/2012	15:18:47	3.2185	18.443
7/12/2012	15:18:48	3.2255	18.441
7/12/2012	15:18:50	3.2148	18.44

7/12/2012	15:18:51	3.2278	18.439
7/12/2012	15:18:52	3.2156	18.437
7/12/2012	15:18:53	3.2131	18.451
7/12/2012	15:18:54	3.221	18.446
7/12/2012	15:18:55	3.2182	18.443
7/12/2012	15:18:56	3.2156	18.441
7/12/2012	15:18:58	3.2145	18.439
7/12/2012	15:18:59	3.2165	18.437
7/12/2012	15:19:00	3.2343	18.438
7/12/2012	15:19:01	3.2131	18.45
7/12/2012	15:19:02	3.2148	18.444
7/12/2012	15:19:03	3.2193	18.441
7/12/2012	15:19:04	3.2168	18.44
7/12/2012	15:19:06	3.2297	18.437
7/12/2012	15:19:07	3.2185	18.437
7/12/2012	15:19:08	3.2224	18.436
7/12/2012	15:19:09	3.2182	18.45
7/12/2012	15:19:10	3.2128	18.445
7/12/2012	15:19:11	3.2134	18.441
7/12/2012	15:19:12	3.2193	18.439
7/12/2012	15:19:14	3.2125	18.438
7/12/2012	15:19:15	3.2224	18.437
7/12/2012	15:19:16	3.2173	18.436
7/12/2012	15:19:17	3.2134	18.45
7/12/2012	15:19:18	3.2094	18.444
7/12/2012	15:19:19	3.21	18.44
7/12/2012	15:19:20	3.2244	18.438
7/12/2012	15:19:22	3.2128	18.437
7/12/2012	15:19:23	3.2179	18.436
7/12/2012	15:19:24	3.2221	18.435
7/12/2012	15:19:25	3.223	18.448
7/12/2012	15:19:26	3.2111	18.442
7/12/2012	15:19:27	3.2123	18.439
7/12/2012	15:19:28	3.2207	18.438
7/12/2012	15:19:30	3.2159	18.436
7/12/2012	15:19:31	3.2156	18.435
7/12/2012	15:19:32	3.2185	18.433
7/12/2012	15:19:33	3.214	18.448
7/12/2012	15:19:34	3.2266	18.441
7/12/2012	15:19:35	3.2173	18.438
7/12/2012	15:19:37	3.2173	18.436
7/12/2012	15:19:38	3.2111	18.435
7/12/2012	15:19:39	3.2207	18.434
7/12/2012	15:19:40	3.2165	18.448
7/12/2012	15:19:41	3.2216	18.441
7/12/2012	15:19:42	3.2196	18.438
7/12/2012	15:19:43	3.208	18.437
7/12/2012	15:19:45	3.2142	18.434
7/12/2012	15:19:46	3.2202	18.433
7/12/2012	15:19:47	3.2168	18.432
7/12/2012	15:19:48	3.2131	18.442
7/12/2012	15:19:49	3.219	18.438

7/12/2012	15:19:50	3.2049	18.436
7/12/2012	15:19:52	3.2173	18.433
7/12/2012	15:19:53	3.221	18.433
7/12/2012	15:19:54	3.2139	18.432
7/12/2012	15:19:55	3.2196	18.444
7/12/2012	15:19:56	3.2103	18.439
7/12/2012	15:19:57	3.2156	18.438
7/12/2012	15:19:59	3.2202	18.435
7/12/2012	15:20:00	3.2162	18.433
7/12/2012	15:20:01	3.2097	18.432
7/12/2012	15:20:02	3.2134	18.445
7/12/2012	15:20:03	3.2024	18.439
7/12/2012	15:20:04	3.2114	18.436
7/12/2012	15:20:05	3.2148	18.434
7/12/2012	15:20:07	3.2185	18.433
7/12/2012	15:20:08	3.2162	18.431
7/12/2012	15:20:09	3.2202	18.432
7/12/2012	15:20:10	3.2145	18.442
7/12/2012	15:20:11	3.2176	18.437
7/12/2012	15:20:12	3.2108	18.435
7/12/2012	15:20:14	3.208	18.433
7/12/2012	15:20:15	3.2075	18.433
7/12/2012	15:20:16	3.2151	18.43
7/12/2012	15:20:17	3.2173	18.445
7/12/2012	15:20:18	3.2077	18.438
7/12/2012	15:20:19	3.2131	18.435
7/12/2012	15:20:20	3.2238	18.433
7/12/2012	15:20:22	3.2199	18.431
7/12/2012	15:20:23	3.2227	18.43
7/12/2012	15:20:24	3.2027	18.443
7/12/2012	15:20:25	3.2061	18.437
7/12/2012	15:20:26	3.2108	18.434
7/12/2012	15:20:28	3.2193	18.432
7/12/2012	15:20:29	3.2162	18.431
7/12/2012	15:20:30	3.1979	18.429
7/12/2012	15:20:31	3.2134	18.443
7/12/2012	15:20:32	3.2159	18.436
7/12/2012	15:20:33	3.2196	18.433
7/12/2012	15:20:35	3.2044	18.432
7/12/2012	15:20:36	3.2148	18.43
7/12/2012	15:20:37	3.2176	18.429
7/12/2012	15:20:38	3.2075	18.443
7/12/2012	15:20:39	3.2244	18.436
7/12/2012	15:20:40	3.2168	18.434
7/12/2012	15:20:41	3.2156	18.432
7/12/2012	15:20:43	3.2069	18.43
7/12/2012	15:20:44	3.2114	18.428
7/12/2012	15:20:45	3.2162	18.442
7/12/2012	15:20:46	3.2145	18.437
7/12/2012	15:20:47	3.2123	18.433
7/12/2012	15:20:48	3.2139	18.432
7/12/2012	15:20:50	3.2086	18.429

7/12/2012	15:20:51	3.2162	18.428
7/12/2012	15:20:52	3.2108	18.427
7/12/2012	15:20:53	3.2182	18.439
7/12/2012	15:20:54	3.2027	18.434
7/12/2012	15:20:55	3.221	18.431
7/12/2012	15:20:57	3.2114	18.429
7/12/2012	15:20:58	3.2103	18.43
7/12/2012	15:20:59	3.2108	18.427
7/12/2012	15:21:00	3.208	18.441
7/12/2012	15:21:01	3.2162	18.435
7/12/2012	15:21:02	3.2173	18.431
7/12/2012	15:21:04	3.2207	18.43
7/12/2012	15:21:05	3.2004	18.428
7/12/2012	15:21:06	3.2145	18.427
7/12/2012	15:21:07	3.2061	18.441
7/12/2012	15:21:08	3.2086	18.433
7/12/2012	15:21:09	3.201	18.431
7/12/2012	15:21:11	3.219	18.429
7/12/2012	15:21:12	3.2123	18.428
7/12/2012	15:21:13	3.2027	18.426
7/12/2012	15:21:14	3.2041	18.439
7/12/2012	15:21:15	3.1993	18.434
7/12/2012	15:21:16	3.2123	18.43
7/12/2012	15:21:18	3.2097	18.429
7/12/2012	15:21:19	3.2156	18.427
7/12/2012	15:21:20	3.2075	18.426
7/12/2012	15:21:21	3.2145	18.434
7/12/2012	15:21:22	3.2049	18.431
7/12/2012	15:21:23	3.1976	18.429
7/12/2012	15:21:25	3.2069	18.427
7/12/2012	15:21:26	3.2094	18.426
7/12/2012	15:21:27	3.2077	18.439
7/12/2012	15:21:28	3.2128	18.433
7/12/2012	15:21:29	3.21	18.43
7/12/2012	15:21:30	3.2052	18.428
7/12/2012	15:21:32	3.2111	18.426
7/12/2012	15:21:33	3.2029	18.424
7/12/2012	15:21:34	3.2066	18.438
7/12/2012	15:21:35	3.2142	18.431
7/12/2012	15:21:36	3.1942	18.429
7/12/2012	15:21:38	3.2015	18.425
7/12/2012	15:21:39	3.1965	18.426
7/12/2012	15:21:40	3.2027	18.438
7/12/2012	15:21:41	3.2046	18.431
7/12/2012	15:21:42	3.2049	18.428
7/12/2012	15:21:44	3.2015	18.425
7/12/2012	15:21:45	3.2052	18.425
7/12/2012	15:21:46	3.206	18.423
7/12/2012	15:21:47	3.2075	18.436
7/12/2012	15:21:48	3.2108	18.43
7/12/2012	15:21:49	3.2049	18.428
7/12/2012	15:21:51	3.2058	18.425

7/12/2012	15:21:52	3.2032	18.423
7/12/2012	15:21:53	3.2075	18.423
7/12/2012	15:21:54	3.2061	18.433
7/12/2012	15:21:55	3.2063	18.429
7/12/2012	15:21:56	3.1936	18.426
7/12/2012	15:21:58	3.2032	18.425
7/12/2012	15:21:59	3.2063	18.423
7/12/2012	15:22:00	3.2092	18.436
7/12/2012	15:22:01	3.2086	18.43
7/12/2012	15:22:02	3.1996	18.426
7/12/2012	15:22:04	3.21	18.425
7/12/2012	15:22:05	3.2091	18.423
7/12/2012	15:22:06	3.2044	18.423
7/12/2012	15:22:07	3.208	18.435
7/12/2012	15:22:08	3.1987	18.429
7/12/2012	15:22:09	3.2134	18.424
7/12/2012	15:22:11	3.2001	18.423
7/12/2012	15:22:12	3.1996	18.423
7/12/2012	15:22:13	3.2015	18.436
7/12/2012	15:22:14	3.2134	18.429
7/12/2012	15:22:15	3.2139	18.426
7/12/2012	15:22:17	3.1979	18.424
7/12/2012	15:22:18	3.2015	18.423
7/12/2012	15:22:19	3.206	18.421
7/12/2012	15:22:20	3.2075	18.433
7/12/2012	15:22:21	3.2035	18.428
7/12/2012	15:22:22	3.2024	18.424
7/12/2012	15:22:24	3.1981	18.423
7/12/2012	15:22:25	3.206	18.421
7/12/2012	15:22:26	3.2044	18.435
7/12/2012	15:22:27	3.2027	18.428
7/12/2012	15:22:28	3.206	18.426
7/12/2012	15:22:30	3.2142	18.423
7/12/2012	15:22:31	3.1925	18.421
7/12/2012	15:22:32	3.2032	18.421
7/12/2012	15:22:33	3.2058	18.431
7/12/2012	15:22:34	3.2066	18.427
7/12/2012	15:22:35	3.1965	18.424
7/12/2012	15:22:37	3.2049	18.422
7/12/2012	15:22:38	3.1993	18.421
7/12/2012	15:22:39	3.1962	18.434
7/12/2012	15:22:40	3.1917	18.427
7/12/2012	15:22:41	3.2052	18.425
7/12/2012	15:22:43	3.2001	18.422
7/12/2012	15:22:44	3.1976	18.42
7/12/2012	15:22:45	3.1965	18.42
7/12/2012	15:22:46	3.1953	18.431
7/12/2012	15:22:47	3.1984	18.426
7/12/2012	15:22:48	3.201	18.423
7/12/2012	15:22:50	3.2027	18.421
7/12/2012	15:22:51	3.1928	18.42
7/12/2012	15:22:52	3.1936	18.433

7/12/2012	15:22:53	3.1945	18.426
7/12/2012	15:22:54	3.2015	18.422
7/12/2012	15:22:56	3.1979	18.42
7/12/2012	15:22:57	3.2001	18.419
7/12/2012	15:22:58	3.1855	18.43
7/12/2012	15:22:59	3.2041	18.425
7/12/2012	15:23:00	3.1981	18.422
7/12/2012	15:23:02	3.197	18.421
7/12/2012	15:23:03	3.1965	18.419
7/12/2012	15:23:04	3.2049	18.432
7/12/2012	15:23:05	3.1998	18.424
7/12/2012	15:23:06	3.2049	18.421
7/12/2012	15:23:08	3.2049	18.42
7/12/2012	15:23:09	3.2001	18.418
7/12/2012	15:23:10	3.1945	18.43
7/12/2012	15:23:11	3.1993	18.424
7/12/2012	15:23:12	3.1925	18.422
7/12/2012	15:23:14	3.2134	18.42
7/12/2012	15:23:15	3.208	18.418
7/12/2012	15:23:16	3.2075	18.431
7/12/2012	15:23:17	3.2066	18.425
7/12/2012	15:23:18	3.1959	18.421
7/12/2012	15:23:20	3.1962	18.419
7/12/2012	15:23:21	3.197	18.419
7/12/2012	15:23:22	3.2066	18.431
7/12/2012	15:23:23	3.1863	18.424
7/12/2012	15:23:24	3.2029	18.42
7/12/2012	15:23:26	3.2041	18.419
7/12/2012	15:23:27	3.1959	18.418
7/12/2012	15:23:28	3.2027	18.432
7/12/2012	15:23:29	3.208	18.424
7/12/2012	15:23:30	3.208	18.421
7/12/2012	15:23:32	3.1936	18.419
7/12/2012	15:23:33	3.2015	18.418
7/12/2012	15:23:34	3.1962	18.431
7/12/2012	15:23:35	3.1945	18.422
7/12/2012	15:23:36	3.2063	18.42
7/12/2012	15:23:38	3.1863	18.417
7/12/2012	15:23:39	3.1798	18.417
7/12/2012	15:23:40	3.206	18.429
7/12/2012	15:23:41	3.2058	18.423
7/12/2012	15:23:42	3.195	18.421
7/12/2012	15:23:44	3.2001	18.419
7/12/2012	15:23:45	3.1962	18.417
7/12/2012	15:23:46	3.1917	18.43
7/12/2012	15:23:47	3.2032	18.423
7/12/2012	15:23:48	3.1993	18.419
7/12/2012	15:23:50	3.1998	18.418
7/12/2012	15:23:51	3.19	18.416
7/12/2012	15:23:52	3.1936	18.416
7/12/2012	15:23:53	3.2001	18.425
7/12/2012	15:23:54	3.2066	18.421

7/12/2012	15:23:56	3.19	18.418
7/12/2012	15:23:57	3.1996	18.417
7/12/2012	15:23:58	3.2046	18.415
7/12/2012	15:23:59	3.2001	18.426
7/12/2012	15:24:00	3.1863	18.421
7/12/2012	15:24:01	3.2001	18.418
7/12/2012	15:24:03	3.2066	18.416
7/12/2012	15:24:04	3.1903	18.416
7/12/2012	15:24:05	3.1979	18.428
7/12/2012	15:24:06	3.1905	18.421
7/12/2012	15:24:07	3.1934	18.418
7/12/2012	15:24:09	3.1894	18.416
7/12/2012	15:24:10	3.1897	18.414
7/12/2012	15:24:11	3.1866	18.427
7/12/2012	15:24:12	3.1936	18.42
7/12/2012	15:24:13	3.2063	18.418
7/12/2012	15:24:15	3.1925	18.416
7/12/2012	15:24:16	3.186	18.414
7/12/2012	15:24:17	3.1948	18.412
7/12/2012	15:24:19	3.2035	18.423
7/12/2012	15:24:20	3.2029	18.419
7/12/2012	15:24:22	3.1967	18.416
7/12/2012	15:24:23	3.1812	18.414
7/12/2012	15:24:24	3.2015	18.413
7/12/2012	15:24:25	3.1976	18.423
7/12/2012	15:24:26	3.1942	18.419
7/12/2012	15:24:28	3.1948	18.416
7/12/2012	15:24:29	3.188	18.413
7/12/2012	15:24:30	3.1936	18.427
7/12/2012	15:24:31	3.1953	18.42
7/12/2012	15:24:32	3.1981	18.417
7/12/2012	15:24:34	3.1996	18.414
7/12/2012	15:24:35	3.2001	18.412
7/12/2012	15:24:36	3.1959	18.423
7/12/2012	15:24:37	3.1987	18.418
7/12/2012	15:24:39	3.2015	18.415
7/12/2012	15:24:40	3.1945	18.413
7/12/2012	15:24:41	3.1905	18.413
7/12/2012	15:24:42	3.1984	18.423
7/12/2012	15:24:43	3.1965	18.418
7/12/2012	15:24:45	3.1888	18.415
7/12/2012	15:24:46	3.1928	18.412
7/12/2012	15:24:47	3.1976	18.426
7/12/2012	15:24:48	3.1911	18.419
7/12/2012	15:24:49	3.1936	18.416
7/12/2012	15:24:51	3.1897	18.413
7/12/2012	15:24:52	3.1962	18.412
7/12/2012	15:24:53	3.1886	18.423
7/12/2012	15:24:54	3.1917	18.418
7/12/2012	15:24:56	3.1764	18.413
7/12/2012	15:24:57	3.1934	18.412
7/12/2012	15:24:58	3.1998	18.425

7/12/2012	15:24:59	3.1998	18.417
7/12/2012	15:25:00	3.1843	18.414
7/12/2012	15:25:02	3.188	18.413
7/12/2012	15:25:03	3.1849	18.41
7/12/2012	15:25:04	3.19	18.422
7/12/2012	15:25:05	3.1928	18.416
7/12/2012	15:25:07	3.1934	18.413
7/12/2012	15:25:08	3.1866	18.411
7/12/2012	15:25:09	3.1925	18.424
7/12/2012	15:25:10	3.1945	18.418
7/12/2012	15:25:11	3.1838	18.414
7/12/2012	15:25:13	3.1826	18.412
7/12/2012	15:25:14	3.2001	18.411
7/12/2012	15:25:15	3.1928	18.423
7/12/2012	15:25:16	3.1948	18.417
7/12/2012	15:25:17	3.19	18.414
7/12/2012	15:25:19	3.1933	18.411
7/12/2012	15:25:20	3.1903	18.41
7/12/2012	15:25:21	3.1967	18.423
7/12/2012	15:25:22	3.1843	18.416
7/12/2012	15:25:24	3.2001	18.413
7/12/2012	15:25:25	3.1953	18.411
7/12/2012	15:25:26	3.1911	18.424
7/12/2012	15:25:27	3.1905	18.416
7/12/2012	15:25:28	3.1883	18.413
7/12/2012	15:25:30	3.1928	18.411
7/12/2012	15:25:31	3.1976	18.41
7/12/2012	15:25:32	3.1801	18.42
7/12/2012	15:25:34	3.1888	18.411
7/12/2012	15:25:35	3.188	18.41
7/12/2012	15:25:36	3.186	18.419
7/12/2012	15:25:39	3.188	18.413
7/12/2012	15:25:40	3.1917	18.412
7/12/2012	15:25:42	3.1967	18.409
7/12/2012	15:25:43	3.1818	18.408
7/12/2012	15:25:44	3.1866	18.421
7/12/2012	15:25:45	3.1795	18.414
7/12/2012	15:25:46	3.1815	18.412
7/12/2012	15:25:48	3.1821	18.409
7/12/2012	15:25:49	3.1914	18.408
7/12/2012	15:25:50	3.1787	18.416
7/12/2012	15:25:51	3.1996	18.412
7/12/2012	15:25:53	3.2029	18.409
7/12/2012	15:25:54	3.1866	18.408
7/12/2012	15:25:55	3.1869	18.42
7/12/2012	15:25:56	3.1905	18.412
7/12/2012	15:25:58	3.177	18.41
7/12/2012	15:25:59	3.1826	18.408
7/12/2012	15:26:00	3.186	18.418
7/12/2012	15:26:01	3.177	18.416
7/12/2012	15:26:02	3.1863	18.411
7/12/2012	15:26:04	3.1866	18.409

7/12/2012	15:26:05	3.1787	18.407
7/12/2012	15:26:06	3.1928	18.418
7/12/2012	15:26:07	3.1866	18.412
7/12/2012	15:26:09	3.1719	18.41
7/12/2012	15:26:10	3.1852	18.408
7/12/2012	15:26:11	3.1807	18.42
7/12/2012	15:26:12	3.1928	18.413
7/12/2012	15:26:13	3.1852	18.409
7/12/2012	15:26:15	3.1897	18.408
7/12/2012	15:26:16	3.1812	18.42
7/12/2012	15:26:17	3.1784	18.412
7/12/2012	15:26:18	3.1925	18.409
7/12/2012	15:26:20	3.1959	18.408
7/12/2012	15:26:21	3.1767	18.406
7/12/2012	15:26:22	3.1855	18.415
7/12/2012	15:26:23	3.1869	18.411
7/12/2012	15:26:25	3.1773	18.408
7/12/2012	15:26:26	3.1883	18.407
7/12/2012	15:26:27	3.1886	18.416
7/12/2012	15:26:28	3.1835	18.411
7/12/2012	15:26:30	3.1888	18.408
7/12/2012	15:26:31	3.1812	18.407
7/12/2012	15:26:32	3.1981	18.421
7/12/2012	15:26:33	3.1911	18.412
7/12/2012	15:26:35	3.1807	18.408
7/12/2012	15:26:36	3.1784	18.407
7/12/2012	15:26:37	3.1905	18.416
7/12/2012	15:26:38	3.1903	18.414
7/12/2012	15:26:39	3.1883	18.409
7/12/2012	15:26:41	3.1832	18.406
7/12/2012	15:26:42	3.1863	18.42
7/12/2012	15:26:43	3.1728	18.41
7/12/2012	15:26:45	3.1855	18.407
7/12/2012	15:26:46	3.1852	18.405
7/12/2012	15:26:47	3.1821	18.419
7/12/2012	15:26:48	3.1846	18.411
7/12/2012	15:26:50	3.1846	18.407
7/12/2012	15:26:51	3.1911	18.405
7/12/2012	15:26:52	3.1948	18.419
7/12/2012	15:26:53	3.1832	18.41
7/12/2012	15:26:55	3.1795	18.408
7/12/2012	15:26:56	3.1798	18.406
7/12/2012	15:26:57	3.1784	18.419
7/12/2012	15:26:58	3.1852	18.41
7/12/2012	15:27:00	3.1835	18.408
7/12/2012	15:27:01	3.1838	18.407
7/12/2012	15:27:02	3.1866	18.418
7/12/2012	15:27:03	3.1832	18.411
7/12/2012	15:27:04	3.1818	18.408
7/12/2012	15:27:06	3.1801	18.405
7/12/2012	15:27:07	3.1784	18.418
7/12/2012	15:27:08	3.19	18.41

7/12/2012	15:27:10	3.177	18.407
7/12/2012	15:27:11	3.1869	18.405
7/12/2012	15:27:12	3.1731	18.418
7/12/2012	15:27:13	3.175	18.409
7/12/2012	15:27:14	3.1736	18.406
7/12/2012	15:27:16	3.177	18.404
7/12/2012	15:27:17	3.1807	18.413
7/12/2012	15:27:20	3.1829	18.407
7/12/2012	15:27:21	3.1753	18.405
7/12/2012	15:27:23	3.1756	18.402
7/12/2012	15:27:24	3.1911	18.412
7/12/2012	15:27:25	3.175	18.409
7/12/2012	15:27:27	3.1705	18.406
7/12/2012	15:27:28	3.1691	18.403
7/12/2012	15:27:29	3.179	18.413
7/12/2012	15:27:30	3.1762	18.411
7/12/2012	15:27:32	3.1761	18.406
7/12/2012	15:27:33	3.1733	18.404
7/12/2012	15:27:34	3.1812	18.416
7/12/2012	15:27:35	3.1832	18.408
7/12/2012	15:27:37	3.1846	18.405
7/12/2012	15:27:38	3.1843	18.403
7/12/2012	15:27:39	3.1671	18.416
7/12/2012	15:27:40	3.1764	18.408
7/12/2012	15:27:41	3.175	18.406
7/12/2012	15:27:43	3.1764	18.402
7/12/2012	15:27:44	3.177	18.415
7/12/2012	15:27:45	3.177	18.408
7/12/2012	15:27:47	3.173	18.404
7/12/2012	15:27:48	3.1821	18.402
7/12/2012	15:27:49	3.1637	18.415
7/12/2012	15:27:50	3.1764	18.408
7/12/2012	15:27:52	3.1685	18.404
7/12/2012	15:27:53	3.1705	18.402
7/12/2012	15:27:54	3.1714	18.415
7/12/2012	15:27:55	3.1801	18.408
7/12/2012	15:27:56	3.1798	18.404
7/12/2012	15:27:58	3.1745	18.403
7/12/2012	15:27:59	3.1722	18.411
7/12/2012	15:28:00	3.1826	18.408
7/12/2012	15:28:02	3.1756	18.404
7/12/2012	15:28:03	3.1699	18.403
7/12/2012	15:28:04	3.1798	18.414
7/12/2012	15:28:05	3.1716	18.407
7/12/2012	15:28:07	3.1708	18.403
7/12/2012	15:28:08	3.173	18.402
7/12/2012	15:28:09	3.1736	18.412
7/12/2012	15:28:10	3.1736	18.406
7/12/2012	15:28:12	3.1843	18.403
7/12/2012	15:28:13	3.1781	18.4
7/12/2012	15:28:14	3.1866	18.411
7/12/2012	15:28:15	3.1764	18.404

7/12/2012	15:28:17	3.1826	18.402
7/12/2012	15:28:18	3.1764	18.399
7/12/2012	15:28:19	3.1688	18.408
7/12/2012	15:28:20	3.1753	18.405
7/12/2012	15:28:22	3.1722	18.401
7/12/2012	15:28:23	3.1804	18.414
7/12/2012	15:28:24	3.1702	18.405
7/12/2012	15:28:26	3.1722	18.402
7/12/2012	15:28:27	3.1773	18.402
7/12/2012	15:28:28	3.173	18.414
7/12/2012	15:28:29	3.1753	18.406
7/12/2012	15:28:31	3.1688	18.403
7/12/2012	15:28:32	3.1722	18.399
7/12/2012	15:28:33	3.1708	18.41
7/12/2012	15:28:34	3.1801	18.405
7/12/2012	15:28:36	3.173	18.402
7/12/2012	15:28:37	3.1632	18.4
7/12/2012	15:28:38	3.1787	18.412
7/12/2012	15:28:39	3.1716	18.405
7/12/2012	15:28:41	3.1733	18.402
7/12/2012	15:28:42	3.1736	18.401
7/12/2012	15:28:43	3.1708	18.412
7/12/2012	15:28:44	3.177	18.405
7/12/2012	15:28:46	3.1685	18.402
7/12/2012	15:28:47	3.1784	18.4
7/12/2012	15:28:48	3.1722	18.409
7/12/2012	15:28:49	3.1739	18.403
7/12/2012	15:28:51	3.1761	18.401
7/12/2012	15:28:52	3.1699	18.399
7/12/2012	15:28:53	3.1702	18.408
7/12/2012	15:28:54	3.1708	18.403
7/12/2012	15:28:56	3.168	18.401
7/12/2012	15:28:57	3.1668	18.399
7/12/2012	15:28:58	3.1733	18.406
7/12/2012	15:28:59	3.1651	18.403
7/12/2012	15:29:01	3.1635	18.4
7/12/2012	15:29:02	3.1705	18.412
7/12/2012	15:29:03	3.1674	18.404
7/12/2012	15:29:05	3.1615	18.4
7/12/2012	15:29:06	3.179	18.399
7/12/2012	15:29:07	3.1787	18.41
7/12/2012	15:29:08	3.1784	18.404
7/12/2012	15:29:10	3.1778	18.401
7/12/2012	15:29:11	3.1728	18.399
7/12/2012	15:29:12	3.168	18.409
7/12/2012	15:29:13	3.1761	18.403
7/12/2012	15:29:15	3.1708	18.402
7/12/2012	15:29:16	3.1722	18.398
7/12/2012	15:29:17	3.168	18.408
7/12/2012	15:29:18	3.1651	18.402
7/12/2012	15:29:20	3.1589	18.4
7/12/2012	15:29:21	3.173	18.398

7/12/2012	15:29:22	3.1807	18.405
7/12/2012	15:29:23	3.1705	18.4
7/12/2012	15:29:25	3.1739	18.399
7/12/2012	15:29:26	3.1685	18.412
7/12/2012	15:29:27	3.1702	18.401
7/12/2012	15:29:29	3.1674	18.401
7/12/2012	15:29:30	3.1702	18.397
7/12/2012	15:29:31	3.1564	18.404
7/12/2012	15:29:32	3.1736	18.4
7/12/2012	15:29:34	3.1587	18.397
7/12/2012	15:29:35	3.1699	18.41
7/12/2012	15:29:36	3.1781	18.402
7/12/2012	15:29:38	3.1708	18.399
7/12/2012	15:29:39	3.1632	18.398
7/12/2012	15:29:40	3.1733	18.407
7/12/2012	15:29:41	3.164	18.401
7/12/2012	15:29:43	3.1592	18.398
7/12/2012	15:29:44	3.1646	18.397
7/12/2012	15:29:45	3.1589	18.405
7/12/2012	15:29:46	3.1753	18.4
7/12/2012	15:29:48	3.1702	18.398
7/12/2012	15:29:49	3.1699	18.397
7/12/2012	15:29:50	3.1567	18.404
7/12/2012	15:29:51	3.1666	18.4
7/12/2012	15:29:53	3.1587	18.398
7/12/2012	15:29:54	3.1584	18.411
7/12/2012	15:29:55	3.1733	18.401
7/12/2012	15:29:57	3.1657	18.398
7/12/2012	15:29:58	3.1615	18.397
7/12/2012	15:29:59	3.1553	18.406
7/12/2012	15:30:00	3.1702	18.401
7/12/2012	15:30:02	3.1604	18.398
7/12/2012	15:30:03	3.1635	18.396
7/12/2012	15:30:04	3.1705	18.403
7/12/2012	15:30:05	3.173	18.399
7/12/2012	15:30:07	3.1702	18.397
7/12/2012	15:30:08	3.1719	18.41
7/12/2012	15:30:09	3.1657	18.403
7/12/2012	15:30:11	3.1716	18.398
7/12/2012	15:30:12	3.1682	18.396
7/12/2012	15:30:13	3.1629	18.406
7/12/2012	15:30:14	3.1663	18.4
7/12/2012	15:30:16	3.1697	18.398
7/12/2012	15:30:17	3.1682	18.396
7/12/2012	15:30:18	3.1702	18.402
7/12/2012	15:30:19	3.1581	18.398
7/12/2012	15:30:21	3.1572	18.397
7/12/2012	15:30:22	3.1674	18.409
7/12/2012	15:30:23	3.1691	18.402
7/12/2012	15:30:25	3.1756	18.398
7/12/2012	15:30:26	3.1674	18.395
7/12/2012	15:30:27	3.168	18.406

7/12/2012	15:30:28	3.1598	18.4
7/12/2012	15:30:30	3.1539	18.398
7/12/2012	15:30:31	3.1733	18.395
7/12/2012	15:30:32	3.1646	18.402
7/12/2012	15:30:34	3.1713	18.397
7/12/2012	15:30:35	3.1708	18.395
7/12/2012	15:30:36	3.1637	18.405
7/12/2012	15:30:37	3.168	18.399
7/12/2012	15:30:39	3.162	18.396
7/12/2012	15:30:40	3.1691	18.408
7/12/2012	15:30:41	3.1674	18.4
7/12/2012	15:30:43	3.1567	18.396
7/12/2012	15:30:44	3.1663	18.409
7/12/2012	15:30:45	3.1654	18.4
7/12/2012	15:30:47	3.162	18.397
7/12/2012	15:30:48	3.164	18.394
7/12/2012	15:30:49	3.173	18.403
7/12/2012	15:30:50	3.1606	18.398
7/12/2012	15:30:52	3.1494	18.396
7/12/2012	15:30:53	3.1567	18.408
7/12/2012	15:30:54	3.153	18.397
7/12/2012	15:30:56	3.1615	18.395
7/12/2012	15:30:57	3.1575	18.407
7/12/2012	15:30:58	3.1685	18.399
7/12/2012	15:31:00	3.1606	18.393
7/12/2012	15:31:01	3.1477	18.403
7/12/2012	15:31:02	3.1632	18.397
7/12/2012	15:31:04	3.1584	18.396
7/12/2012	15:31:05	3.1584	18.408
7/12/2012	15:31:06	3.168	18.399
7/12/2012	15:31:08	3.1651	18.395
7/12/2012	15:31:09	3.1705	18.394
7/12/2012	15:31:10	3.1471	18.402
7/12/2012	15:31:11	3.1558	18.397
7/12/2012	15:31:13	3.1572	18.396
7/12/2012	15:31:14	3.1606	18.406
7/12/2012	15:31:15	3.1719	18.399
7/12/2012	15:31:17	3.1629	18.395
7/12/2012	15:31:18	3.1589	18.393
7/12/2012	15:31:19	3.1722	18.403
7/12/2012	15:31:20	3.1601	18.397
7/12/2012	15:31:22	3.1564	18.394
7/12/2012	15:31:23	3.1618	18.408
7/12/2012	15:31:24	3.1533	18.399
7/12/2012	15:31:26	3.1668	18.394
7/12/2012	15:31:27	3.1587	18.392
7/12/2012	15:31:28	3.1558	18.4
7/12/2012	15:31:29	3.1646	18.396
7/12/2012	15:31:31	3.1685	18.394
7/12/2012	15:31:32	3.1491	18.406
7/12/2012	15:31:33	3.1604	18.397
7/12/2012	15:31:35	3.1536	18.394

7/12/2012	15:31:36	3.1541	18.393
7/12/2012	15:31:37	3.157	18.401
7/12/2012	15:31:38	3.157	18.396
7/12/2012	15:31:40	3.1558	18.393
7/12/2012	15:31:41	3.1573	18.399
7/12/2012	15:31:44	3.1688	18.394
7/12/2012	15:31:46	3.1632	18.393
7/12/2012	15:31:47	3.1606	18.39
7/12/2012	15:31:48	3.1702	18.399
7/12/2012	15:31:49	3.1651	18.395
7/12/2012	15:31:51	3.1482	18.393
7/12/2012	15:31:52	3.1685	18.407
7/12/2012	15:31:53	3.1519	18.396
7/12/2012	15:31:55	3.1522	18.393
7/12/2012	15:31:56	3.1623	18.391
7/12/2012	15:31:57	3.1666	18.399
7/12/2012	15:31:59	3.1601	18.393
7/12/2012	15:32:00	3.155	18.391
7/12/2012	15:32:01	3.1646	18.401
7/12/2012	15:32:02	3.155	18.395
7/12/2012	15:32:04	3.1646	18.393
7/12/2012	15:32:05	3.1632	18.404
7/12/2012	15:32:06	3.1606	18.396
7/12/2012	15:32:08	3.151	18.392
7/12/2012	15:32:09	3.1581	18.404
7/12/2012	15:32:10	3.164	18.397
7/12/2012	15:32:12	3.1564	18.391
7/12/2012	15:32:13	3.1581	18.39
7/12/2012	15:32:14	3.1646	18.398
7/12/2012	15:32:15	3.1522	18.394
7/12/2012	15:32:17	3.1564	18.391
7/12/2012	15:32:18	3.1499	18.401
7/12/2012	15:32:19	3.1604	18.395
7/12/2012	15:32:21	3.1539	18.393
7/12/2012	15:32:22	3.1451	18.405
7/12/2012	15:32:23	3.155	18.394
7/12/2012	15:32:25	3.1603	18.392
7/12/2012	15:32:26	3.1423	18.39
7/12/2012	15:32:27	3.1601	18.397
7/12/2012	15:32:29	3.1485	18.392
7/12/2012	15:32:30	3.1375	18.391
7/12/2012	15:32:31	3.1575	18.399
7/12/2012	15:32:32	3.1553	18.393
7/12/2012	15:32:34	3.1572	18.39
7/12/2012	15:32:35	3.1564	18.404
7/12/2012	15:32:36	3.1541	18.396
7/12/2012	15:32:38	3.1536	18.392
7/12/2012	15:32:39	3.1592	18.39
7/12/2012	15:32:40	3.1502	18.397
7/12/2012	15:32:42	3.1451	18.394
7/12/2012	15:32:43	3.1598	18.39
7/12/2012	15:32:44	3.1522	18.399

7/12/2012	15:32:45	3.1558	18.394
7/12/2012	15:32:47	3.1386	18.392
7/12/2012	15:32:48	3.1536	18.403
7/12/2012	15:32:49	3.153	18.395
7/12/2012	15:32:51	3.1553	18.391
7/12/2012	15:32:52	3.1443	18.389
7/12/2012	15:32:53	3.1558	18.397
7/12/2012	15:32:55	3.1567	18.392
7/12/2012	15:32:56	3.1499	18.389
7/12/2012	15:32:57	3.155	18.399
7/12/2012	15:32:58	3.1629	18.393
7/12/2012	15:33:00	3.155	18.39
7/12/2012	15:33:01	3.1604	18.401
7/12/2012	15:33:02	3.1553	18.393
7/12/2012	15:33:04	3.1556	18.39
7/12/2012	15:33:05	3.1584	18.401
7/12/2012	15:33:06	3.155	18.392
7/12/2012	15:33:08	3.1606	18.389
7/12/2012	15:33:09	3.1556	18.402
7/12/2012	15:33:10	3.1409	18.393
7/12/2012	15:33:12	3.1581	18.389
7/12/2012	15:33:13	3.1542	18.403
7/12/2012	15:33:14	3.1558	18.394
7/12/2012	15:33:16	3.1623	18.391
7/12/2012	15:33:17	3.155	18.404
7/12/2012	15:33:18	3.157	18.392
7/12/2012	15:33:20	3.146	18.389
7/12/2012	15:33:21	3.1525	18.402
7/12/2012	15:33:22	3.1516	18.394
7/12/2012	15:33:24	3.1666	18.391
7/12/2012	15:33:25	3.1488	18.389
7/12/2012	15:33:26	3.1519	18.397
7/12/2012	15:33:28	3.1457	18.391
7/12/2012	15:33:29	3.155	18.389
7/12/2012	15:33:30	3.1488	18.398
7/12/2012	15:33:31	3.1519	18.392
7/12/2012	15:33:33	3.1471	18.388
7/12/2012	15:33:34	3.1474	18.397
7/12/2012	15:33:35	3.1358	18.393
7/12/2012	15:33:37	3.135	18.389
7/12/2012	15:33:38	3.1547	18.401
7/12/2012	15:33:39	3.1448	18.392
7/12/2012	15:33:41	3.1499	18.39
7/12/2012	15:33:42	3.1539	18.403
7/12/2012	15:33:43	3.1606	18.392
7/12/2012	15:33:45	3.1575	18.388
7/12/2012	15:33:46	3.1477	18.402
7/12/2012	15:33:47	3.1443	18.392
7/12/2012	15:33:49	3.1556	18.391
7/12/2012	15:33:50	3.151	18.389
7/12/2012	15:33:51	3.1457	18.394
7/12/2012	15:33:53	3.1443	18.39

7/12/2012	15:33:54	3.1547	18.388
7/12/2012	15:33:55	3.1417	18.397
7/12/2012	15:33:56	3.146	18.391
7/12/2012	15:33:58	3.1488	18.389
7/12/2012	15:33:59	3.1477	18.397
7/12/2012	15:34:00	3.1451	18.391
7/12/2012	15:34:02	3.1541	18.388
7/12/2012	15:34:03	3.1539	18.4
7/12/2012	15:34:04	3.1553	18.391
7/12/2012	15:34:06	3.1468	18.388
7/12/2012	15:34:07	3.1457	18.401
7/12/2012	15:34:08	3.1488	18.392
7/12/2012	15:34:10	3.1556	18.389
7/12/2012	15:34:11	3.1468	18.4
7/12/2012	15:34:12	3.153	18.392
7/12/2012	15:34:14	3.1508	18.389
7/12/2012	15:34:15	3.1491	18.401
7/12/2012	15:34:16	3.151	18.391
7/12/2012	15:34:18	3.1505	18.388
7/12/2012	15:34:19	3.1355	18.401
7/12/2012	15:34:20	3.153	18.39
7/12/2012	15:34:22	3.142	18.387
7/12/2012	15:34:23	3.1392	18.401
7/12/2012	15:34:24	3.1508	18.391
7/12/2012	15:34:26	3.162	18.389
7/12/2012	15:34:27	3.1491	18.4
7/12/2012	15:34:28	3.1505	18.391
7/12/2012	15:34:30	3.1443	18.388
7/12/2012	15:34:31	3.1468	18.401
7/12/2012	15:34:32	3.1603	18.391
7/12/2012	15:34:34	3.1372	18.387
7/12/2012	15:34:35	3.1437	18.4
7/12/2012	15:34:36	3.1443	18.39
7/12/2012	15:34:38	3.1358	18.388
7/12/2012	15:34:39	3.146	18.399
7/12/2012	15:34:40	3.1502	18.391
7/12/2012	15:34:42	3.1556	18.387
7/12/2012	15:34:43	3.1573	18.399
7/12/2012	15:34:44	3.1471	18.391
7/12/2012	15:34:46	3.146	18.389
7/12/2012	15:34:47	3.1581	18.399
7/12/2012	15:34:48	3.1494	18.391
7/12/2012	15:34:50	3.1465	18.388
7/12/2012	15:34:51	3.1508	18.399
7/12/2012	15:34:52	3.155	18.391
7/12/2012	15:34:54	3.1443	18.388
7/12/2012	15:34:55	3.1262	18.398
7/12/2012	15:34:56	3.155	18.391
7/12/2012	15:34:58	3.1423	18.387
7/12/2012	15:34:59	3.1488	18.398
7/12/2012	15:35:00	3.1556	18.389
7/12/2012	15:35:02	3.1367	18.386

7/12/2012	15:35:03	3.1468	18.399
7/12/2012	15:35:04	3.1336	18.39
7/12/2012	15:35:06	3.1519	18.386
7/12/2012	15:35:07	3.1353	18.399
7/12/2012	15:35:08	3.1572	18.389
7/12/2012	15:35:10	3.142	18.386
7/12/2012	15:35:11	3.1491	18.399
7/12/2012	15:35:12	3.1431	18.389
7/12/2012	15:35:14	3.1409	18.386
7/12/2012	15:35:15	3.1415	18.399
7/12/2012	15:35:16	3.1392	18.39
7/12/2012	15:35:18	3.1558	18.387
7/12/2012	15:35:19	3.1457	18.398
7/12/2012	15:35:20	3.1494	18.389
7/12/2012	15:35:22	3.1482	18.386
7/12/2012	15:35:23	3.1477	18.397
7/12/2012	15:35:24	3.1423	18.389
7/12/2012	15:35:26	3.1375	18.386
7/12/2012	15:35:27	3.1477	18.399
7/12/2012	15:35:28	3.14	18.389
7/12/2012	15:35:30	3.1468	18.386
7/12/2012	15:35:31	3.1533	18.398
7/12/2012	15:35:32	3.146	18.389
7/12/2012	15:35:34	3.1372	18.385
7/12/2012	15:35:35	3.1389	18.381
7/12/2012	15:35:38	3.1477	18.391
7/12/2012	15:35:39	3.1431	18.385
7/12/2012	15:35:41	3.1448	18.383
7/12/2012	15:35:42	3.1406	18.392
7/12/2012	15:35:43	3.1426	18.387
7/12/2012	15:35:45	3.1457	18.384
7/12/2012	15:35:46	3.1434	18.391
7/12/2012	15:35:48	3.146	18.387
7/12/2012	15:35:49	3.1508	18.384
7/12/2012	15:35:50	3.1468	18.391
7/12/2012	15:35:52	3.1324	18.386
7/12/2012	15:35:53	3.1426	18.384
7/12/2012	15:35:54	3.1324	18.393
7/12/2012	15:35:55	3.14	18.387
7/12/2012	15:35:57	3.1344	18.384
7/12/2012	15:35:58	3.1448	18.391
7/12/2012	15:35:59	3.1392	18.386
7/12/2012	15:36:01	3.1431	18.384
7/12/2012	15:36:02	3.1409	18.39
7/12/2012	15:36:04	3.1254	18.386
7/12/2012	15:36:05	3.1508	18.383
7/12/2012	15:36:06	3.1392	18.391
7/12/2012	15:36:08	3.1423	18.386
7/12/2012	15:36:09	3.1386	18.383
7/12/2012	15:36:10	3.1536	18.392
7/12/2012	15:36:11	3.1406	18.386
7/12/2012	15:36:13	3.1341	18.383

7/12/2012	15:36:14	3.1336	18.391
7/12/2012	15:36:16	3.1539	18.386
7/12/2012	15:36:17	3.1353	18.383
7/12/2012	15:36:18	3.1485	18.39
7/12/2012	15:36:20	3.1417	18.385
7/12/2012	15:36:21	3.1389	18.383
7/12/2012	15:36:22	3.131	18.389
7/12/2012	15:36:24	3.1355	18.385
7/12/2012	15:36:25	3.1271	18.383
7/12/2012	15:36:26	3.1471	18.39
7/12/2012	15:36:28	3.144	18.384
7/12/2012	15:36:29	3.1434	18.383
7/12/2012	15:36:30	3.135	18.389
7/12/2012	15:36:32	3.1499	18.384
7/12/2012	15:36:33	3.1353	18.383
7/12/2012	15:36:34	3.1443	18.389
7/12/2012	15:36:36	3.1375	18.384
7/12/2012	15:36:37	3.1417	18.396
7/12/2012	15:36:38	3.1307	18.387
7/12/2012	15:36:40	3.1437	18.383
7/12/2012	15:36:41	3.1499	18.394
7/12/2012	15:36:42	3.1321	18.387
7/12/2012	15:36:44	3.1406	18.383
7/12/2012	15:36:45	3.1243	18.392
7/12/2012	15:36:46	3.1305	18.386
7/12/2012	15:36:48	3.1293	18.383
7/12/2012	15:36:49	3.1372	18.389
7/12/2012	15:36:51	3.1406	18.385
7/12/2012	15:36:52	3.1324	18.382
7/12/2012	15:36:53	3.1372	18.389
7/12/2012	15:36:55	3.129	18.384
7/12/2012	15:36:56	3.1341	18.382
7/12/2012	15:36:57	3.1403	18.388
7/12/2012	15:36:59	3.135	18.383
7/12/2012	15:37:00	3.1344	18.395
7/12/2012	15:37:01	3.1395	18.386
7/12/2012	15:37:03	3.1403	18.383
7/12/2012	15:37:04	3.1333	18.379
7/12/2012	15:37:07	3.1333	18.39
7/12/2012	15:37:08	3.1251	18.383
7/12/2012	15:37:10	3.1434	18.381
7/12/2012	15:37:11	3.1392	18.391
7/12/2012	15:37:12	3.1336	18.384
7/12/2012	15:37:14	3.1338	18.382
7/12/2012	15:37:15	3.1181	18.389
7/12/2012	15:37:17	3.1406	18.383
7/12/2012	15:37:18	3.1415	18.381
7/12/2012	15:37:19	3.1389	18.388
7/12/2012	15:37:21	3.1268	18.384
7/12/2012	15:37:22	3.1375	18.381
7/12/2012	15:37:23	3.1302	18.387
7/12/2012	15:37:25	3.1316	18.383

7/12/2012	15:37:26	3.1378	18.395
7/12/2012	15:37:27	3.1443	18.386
7/12/2012	15:37:29	3.1409	18.383
7/12/2012	15:37:30	3.1341	18.377
7/12/2012	15:37:33	3.1316	18.388
7/12/2012	15:37:35	3.1367	18.382
7/12/2012	15:37:36	3.1341	18.38
7/12/2012	15:37:37	3.14	18.387
7/12/2012	15:37:39	3.1307	18.382
7/12/2012	15:37:40	3.1392	18.379
7/12/2012	15:37:41	3.1431	18.387
7/12/2012	15:37:43	3.135	18.383
7/12/2012	15:37:44	3.1285	18.38
7/12/2012	15:37:45	3.1406	18.386
7/12/2012	15:37:47	3.1305	18.382
7/12/2012	15:37:48	3.14	18.394
7/12/2012	15:37:49	3.1333	18.384
7/12/2012	15:37:51	3.1344	18.381
7/12/2012	15:37:52	3.137	18.401
7/12/2012	15:37:53	3.1389	18.384
7/12/2012	15:37:55	3.1384	18.379
7/12/2012	15:37:56	3.1375	18.387
7/12/2012	15:37:58	3.1259	18.382
7/12/2012	15:37:59	3.1268	18.38
7/12/2012	15:38:00	3.1333	18.386
7/12/2012	15:38:02	3.129	18.381
7/12/2012	15:38:03	3.1361	18.394
7/12/2012	15:38:04	3.1234	18.384
7/12/2012	15:38:06	3.1243	18.38
7/12/2012	15:38:07	3.1369	18.388
7/12/2012	15:38:08	3.1389	18.384
7/12/2012	15:38:10	3.1336	18.38
7/12/2012	15:38:11	3.1338	18.387
7/12/2012	15:38:13	3.1319	18.382
7/12/2012	15:38:14	3.1209	18.379
7/12/2012	15:38:15	3.1375	18.386
7/12/2012	15:38:17	3.1319	18.381
7/12/2012	15:38:18	3.1384	18.393
7/12/2012	15:38:19	3.1327	18.384
7/12/2012	15:38:21	3.1237	18.38
7/12/2012	15:38:22	3.1288	18.388
7/12/2012	15:38:24	3.1288	18.382
7/12/2012	15:38:25	3.1251	18.379
7/12/2012	15:38:26	3.1271	18.386
7/12/2012	15:38:28	3.1327	18.381
7/12/2012	15:38:29	3.1262	18.379
7/12/2012	15:38:30	3.1293	18.386
7/12/2012	15:38:32	3.1338	18.382
7/12/2012	15:38:33	3.1355	18.393
7/12/2012	15:38:34	3.1327	18.383
7/12/2012	15:38:36	3.1259	18.38
7/12/2012	15:38:37	3.1319	18.39

7/12/2012	15:38:38	3.1307	18.383
7/12/2012	15:38:40	3.1344	18.38
7/12/2012	15:38:41	3.1333	18.386
7/12/2012	15:38:43	3.1305	18.381
7/12/2012	15:38:44	3.1296	18.379
7/12/2012	15:38:45	3.1324	18.385
7/12/2012	15:38:47	3.1223	18.381
7/12/2012	15:38:48	3.1403	18.393
7/12/2012	15:38:49	3.1296	18.383
7/12/2012	15:38:51	3.1259	18.38
7/12/2012	15:38:52	3.135	18.389
7/12/2012	15:38:53	3.1344	18.382
7/12/2012	15:38:55	3.1285	18.378
7/12/2012	15:38:56	3.1271	18.385
7/12/2012	15:38:58	3.1293	18.381
7/12/2012	15:38:59	3.1361	18.392
7/12/2012	15:39:00	3.1338	18.382
7/12/2012	15:39:02	3.1257	18.379
7/12/2012	15:39:03	3.1372	18.399
7/12/2012	15:39:04	3.1271	18.383
7/12/2012	15:39:06	3.129	18.379
7/12/2012	15:39:07	3.1285	18.386
7/12/2012	15:39:09	3.1254	18.381
7/12/2012	15:39:10	3.1279	18.392
7/12/2012	15:39:11	3.1237	18.383
7/12/2012	15:39:13	3.1268	18.379
7/12/2012	15:39:14	3.1257	18.387
7/12/2012	15:39:16	3.1206	18.381
7/12/2012	15:39:17	3.1172	18.378
7/12/2012	15:39:18	3.129	18.384
7/12/2012	15:39:20	3.1333	18.38
7/12/2012	15:39:21	3.1296	18.391
7/12/2012	15:39:22	3.1285	18.383
7/12/2012	15:39:24	3.1226	18.379
7/12/2012	15:39:25	3.1322	18.389
7/12/2012	15:39:26	3.1226	18.381
7/12/2012	15:39:28	3.1268	18.378
7/12/2012	15:39:29	3.1434	18.385
7/12/2012	15:39:31	3.1271	18.379
7/12/2012	15:39:32	3.1327	18.389
7/12/2012	15:39:33	3.1319	18.381
7/12/2012	15:39:35	3.1189	18.378
7/12/2012	15:39:36	3.1262	18.386
7/12/2012	15:39:38	3.1228	18.381
7/12/2012	15:39:39	3.1276	18.378
7/12/2012	15:39:40	3.129	18.384
7/12/2012	15:39:42	3.1243	18.38
7/12/2012	15:39:43	3.1195	18.392
7/12/2012	15:39:44	3.1259	18.382
7/12/2012	15:39:46	3.1211	18.378
7/12/2012	15:39:47	3.1369	18.383
7/12/2012	15:39:49	3.1228	18.379

7/12/2012	15:39:50	3.124	18.39
7/12/2012	15:39:51	3.1254	18.381
7/12/2012	15:39:53	3.1203	18.378
7/12/2012	15:39:54	3.1209	18.387
7/12/2012	15:39:55	3.1195	18.38
7/12/2012	15:39:57	3.1319	18.377
7/12/2012	15:39:58	3.122	18.383
7/12/2012	15:40:00	3.124	18.377
7/12/2012	15:40:01	3.1203	18.388
7/12/2012	15:40:02	3.1226	18.381
7/12/2012	15:40:04	3.124	18.377
7/12/2012	15:40:05	3.124	18.383
7/12/2012	15:40:07	3.1141	18.379
7/12/2012	15:40:08	3.1302	18.373
7/12/2012	15:40:11	3.1271	18.382
7/12/2012	15:40:13	3.1169	18.377
7/12/2012	15:40:14	3.1293	18.387
7/12/2012	15:40:15	3.1203	18.377
7/12/2012	15:40:17	3.1251	18.377
7/12/2012	15:40:18	3.1285	18.383
7/12/2012	15:40:20	3.1228	18.378
7/12/2012	15:40:21	3.1254	18.39
7/12/2012	15:40:22	3.1178	18.38
7/12/2012	15:40:24	3.1245	18.376
7/12/2012	15:40:25	3.129	18.383
7/12/2012	15:40:27	3.1203	18.378
7/12/2012	15:40:28	3.1274	18.39
7/12/2012	15:40:29	3.1209	18.381
7/12/2012	15:40:31	3.1195	18.376
7/12/2012	15:40:32	3.1262	18.384
7/12/2012	15:40:34	3.131	18.379
7/12/2012	15:40:35	3.1197	18.39
7/12/2012	15:40:36	3.1319	18.38
7/12/2012	15:40:38	3.1271	18.376
7/12/2012	15:40:39	3.1135	18.385
7/12/2012	15:40:41	3.1135	18.378
7/12/2012	15:40:42	3.1186	18.376
7/12/2012	15:40:43	3.1319	18.383
7/12/2012	15:40:45	3.1178	18.377
7/12/2012	15:40:46	3.1217	18.389
7/12/2012	15:40:47	3.1268	18.379
7/12/2012	15:40:49	3.122	18.376
7/12/2012	15:40:50	3.1237	18.383
7/12/2012	15:40:52	3.1296	18.377
7/12/2012	15:40:53	3.1243	18.39
7/12/2012	15:40:54	3.1175	18.379
7/12/2012	15:40:56	3.1257	18.376
7/12/2012	15:40:57	3.1209	18.383
7/12/2012	15:40:59	3.131	18.377
7/12/2012	15:41:00	3.1259	18.39
7/12/2012	15:41:01	3.1251	18.379
7/12/2012	15:41:03	3.1175	18.376

7/12/2012	15:41:04	3.1203	18.381
7/12/2012	15:41:06	3.1186	18.377
7/12/2012	15:41:07	3.1217	18.386
7/12/2012	15:41:08	3.118	18.378
7/12/2012	15:41:10	3.1186	18.375
7/12/2012	15:41:11	3.1223	18.381
7/12/2012	15:41:13	3.1262	18.376
7/12/2012	15:41:14	3.1217	18.373
7/12/2012	15:41:17	3.1262	18.382
7/12/2012	15:41:19	3.124	18.376
7/12/2012	15:41:20	3.124	18.374
7/12/2012	15:41:21	3.1192	18.38
7/12/2012	15:41:23	3.1118	18.375
7/12/2012	15:41:24	3.1147	18.386
7/12/2012	15:41:25	3.1237	18.378
7/12/2012	15:41:27	3.1234	18.374
7/12/2012	15:41:28	3.1223	18.381
7/12/2012	15:41:30	3.1285	18.377
7/12/2012	15:41:31	3.1237	18.388
7/12/2012	15:41:32	3.1262	18.378
7/12/2012	15:41:34	3.1211	18.376
7/12/2012	15:41:35	3.1161	18.384
7/12/2012	15:41:36	3.1242	18.378
7/12/2012	15:41:38	3.1141	18.374
7/12/2012	15:41:39	3.1203	18.379
7/12/2012	15:41:41	3.1138	18.376
7/12/2012	15:41:42	3.1073	18.383
7/12/2012	15:41:44	3.1118	18.376
7/12/2012	15:41:45	3.1141	18.374
7/12/2012	15:41:46	3.1147	18.379
7/12/2012	15:41:48	3.1296	18.375
7/12/2012	15:41:49	3.1189	18.384
7/12/2012	15:41:50	3.1172	18.377
7/12/2012	15:41:52	3.1189	18.374
7/12/2012	15:41:53	3.1042	18.381
7/12/2012	15:41:55	3.122	18.375
7/12/2012	15:41:56	3.1152	18.383
7/12/2012	15:41:58	3.118	18.376
7/12/2012	15:41:59	3.1195	18.388
7/12/2012	15:42:00	3.1285	18.378
7/12/2012	15:42:02	3.1237	18.374
7/12/2012	15:42:03	3.1011	18.382
7/12/2012	15:42:05	3.1178	18.377
7/12/2012	15:42:06	3.1155	18.388
7/12/2012	15:42:07	3.1203	18.377
7/12/2012	15:42:09	3.1121	18.374
7/12/2012	15:42:10	3.1175	18.379
7/12/2012	15:42:12	3.1203	18.376
7/12/2012	15:42:13	3.1189	18.385
7/12/2012	15:42:14	3.1172	18.377
7/12/2012	15:42:16	3.1152	18.375
7/12/2012	15:42:17	3.1209	18.381

7/12/2012	15:42:19	3.0977	18.376
7/12/2012	15:42:20	3.1079	18.387
7/12/2012	15:42:21	3.1155	18.378
7/12/2012	15:42:23	3.1169	18.374
7/12/2012	15:42:24	3.1158	18.381
7/12/2012	15:42:26	3.1141	18.375
7/12/2012	15:42:27	3.1127	18.387
7/12/2012	15:42:28	3.1138	18.377
7/12/2012	15:42:30	3.1113	18.373
7/12/2012	15:42:31	3.118	18.379
7/12/2012	15:42:33	3.1226	18.376
7/12/2012	15:42:34	3.1186	18.386
7/12/2012	15:42:35	3.1186	18.377
7/12/2012	15:42:37	3.1113	18.374
7/12/2012	15:42:38	3.1138	18.379
7/12/2012	15:42:40	3.111	18.374
7/12/2012	15:42:41	3.1164	18.384
7/12/2012	15:42:42	3.1	18.377
7/12/2012	15:42:44	3.1073	18.374
7/12/2012	15:42:45	3.1073	18.38
7/12/2012	15:42:47	3.1099	18.375
7/12/2012	15:42:48	3.1124	18.384
7/12/2012	15:42:51	3.1104	18.375
7/12/2012	15:42:53	3.1138	18.371
7/12/2012	15:42:54	3.1138	18.379
7/12/2012	15:42:56	3.1099	18.373
7/12/2012	15:42:57	3.1008	18.369
7/12/2012	15:43:00	3.1056	18.378
7/12/2012	15:43:02	3.1161	18.373
7/12/2012	15:43:03	3.1087	18.385
7/12/2012	15:43:04	3.1113	18.375
7/12/2012	15:43:06	3.1158	18.371
7/12/2012	15:43:07	3.1144	18.377
7/12/2012	15:43:09	3.1127	18.373
7/12/2012	15:43:10	3.1178	18.386
7/12/2012	15:43:11	3.1164	18.375
7/12/2012	15:43:13	3.1107	18.372
7/12/2012	15:43:14	3.1082	18.378
7/12/2012	15:43:16	3.1152	18.373
7/12/2012	15:43:17	3.1138	18.381
7/12/2012	15:43:19	3.1135	18.374
7/12/2012	15:43:20	3.1042	18.386
7/12/2012	15:43:21	3.1124	18.375
7/12/2012	15:43:23	3.1152	18.372
7/12/2012	15:43:24	3.1135	18.378
7/12/2012	15:43:26	3.1118	18.373
7/12/2012	15:43:27	3.1138	18.38
7/12/2012	15:43:29	3.1093	18.374
7/12/2012	15:43:30	3.1087	18.386
7/12/2012	15:43:31	3.1158	18.375
7/12/2012	15:43:33	3.0977	18.372
7/12/2012	15:43:34	3.1178	18.378

7/12/2012	15:43:36	3.1161	18.373
7/12/2012	15:43:37	3.1045	18.383
7/12/2012	15:43:38	3.1164	18.375
7/12/2012	15:43:40	3.1147	18.371
7/12/2012	15:43:41	3.109	18.377
7/12/2012	15:43:43	3.1099	18.373
7/12/2012	15:43:44	3.1195	18.38
7/12/2012	15:43:46	3.1065	18.374
7/12/2012	15:43:47	3.1158	18.385
7/12/2012	15:43:48	3.1054	18.375
7/12/2012	15:43:50	3.1079	18.372
7/12/2012	15:43:51	3.1189	18.378
7/12/2012	15:43:53	3.111	18.373
7/12/2012	15:43:54	3.1059	18.381
7/12/2012	15:43:56	3.1135	18.374
7/12/2012	15:43:57	3.1195	18.371
7/12/2012	15:43:58	3.1079	18.376
7/12/2012	15:44:00	3.1141	18.372
7/12/2012	15:44:01	3.1037	18.379
7/12/2012	15:44:03	3.1164	18.374
7/12/2012	15:44:04	3.1079	18.385
7/12/2012	15:44:05	3.1014	18.374
7/12/2012	15:44:07	3.1161	18.371
7/12/2012	15:44:08	3.1025	18.376
7/12/2012	15:44:10	3.1056	18.372
7/12/2012	15:44:11	3.1155	18.38
7/12/2012	15:44:13	3.1045	18.374
7/12/2012	15:44:14	3.1195	18.384
7/12/2012	15:44:15	3.1031	18.374
7/12/2012	15:44:17	3.1082	18.37
7/12/2012	15:44:18	3.1093	18.376
7/12/2012	15:44:20	3.1121	18.372
7/12/2012	15:44:21	3.1189	18.38
7/12/2012	15:44:23	3.0983	18.373
7/12/2012	15:44:24	3.1054	18.385
7/12/2012	15:44:25	3.1042	18.374
7/12/2012	15:44:27	3.1025	18.372
7/12/2012	15:44:28	3.1076	18.377
7/12/2012	15:44:30	3.1073	18.371
7/12/2012	15:44:31	3.1118	18.38
7/12/2012	15:44:33	3.0913	18.373
7/12/2012	15:44:34	3.1144	18.384
7/12/2012	15:44:35	3.1127	18.374
7/12/2012	15:44:37	3.1121	18.372
7/12/2012	15:44:38	3.1073	18.377
7/12/2012	15:44:40	3.1118	18.373
7/12/2012	15:44:41	3.109	18.378
7/12/2012	15:44:43	3.109	18.373
7/12/2012	15:44:44	3.1076	18.385
7/12/2012	15:44:45	3.1045	18.373
7/12/2012	15:44:47	3.1096	18.371
7/12/2012	15:44:48	3.0994	18.375

7/12/2012	15:44:50	3.1082	18.372
7/12/2012	15:44:51	3.1073	18.378
7/12/2012	15:44:53	3.1175	18.372
7/12/2012	15:44:54	3.1062	18.381
7/12/2012	15:44:55	3.1062	18.374
7/12/2012	15:44:57	3.1056	18.384
7/12/2012	15:44:58	3.1087	18.374
7/12/2012	15:45:00	3.1161	18.371
7/12/2012	15:45:01	3.0972	18.376
7/12/2012	15:45:03	3.0977	18.373
7/12/2012	15:45:04	3.1025	18.378
7/12/2012	15:45:06	3.1011	18.372
7/12/2012	15:45:07	3.0946	18.381
7/12/2012	15:45:08	3.109	18.373
7/12/2012	15:45:10	3.107	18.37
7/12/2012	15:45:11	3.1056	18.375
7/12/2012	15:45:13	3.1087	18.371
7/12/2012	15:45:14	3.1056	18.377
7/12/2012	15:45:16	3.098	18.371
7/12/2012	15:45:17	3.1059	18.378
7/12/2012	15:45:19	3.1	18.372
7/12/2012	15:45:20	3.1172	18.384
7/12/2012	15:45:21	3.0983	18.373
7/12/2012	15:45:23	3.1059	18.371
7/12/2012	15:45:24	3.1099	18.375
7/12/2012	15:45:26	3.1062	18.37
7/12/2012	15:45:27	3.0955	18.376
7/12/2012	15:45:29	3.091	18.371
7/12/2012	15:45:30	3.1113	18.381
7/12/2012	15:45:31	3.1023	18.373
7/12/2012	15:45:33	3.0989	18.383
7/12/2012	15:45:34	3.0975	18.373
7/12/2012	15:45:36	3.1054	18.369
7/12/2012	15:45:37	3.0946	18.374
7/12/2012	15:45:39	3.1011	18.371
7/12/2012	15:45:40	3.0941	18.377
7/12/2012	15:45:42	3.0972	18.371
7/12/2012	15:45:43	3.0972	18.379
7/12/2012	15:45:45	3.1099	18.373
7/12/2012	15:45:46	3.1011	18.383
7/12/2012	15:45:47	3.1076	18.373
7/12/2012	15:45:49	3.1	18.369
7/12/2012	15:45:50	3.0977	18.374
7/12/2012	15:45:52	3.089	18.371
7/12/2012	15:45:53	3.0938	18.376
7/12/2012	15:45:55	3.1039	18.372
7/12/2012	15:45:56	3.1042	18.38
7/12/2012	15:45:58	3.1054	18.371
7/12/2012	15:45:59	3.113	18.383
7/12/2012	15:46:00	3.1062	18.372
7/12/2012	15:46:02	3.0949	18.369
7/12/2012	15:46:03	3.0992	18.374

7/12/2012	15:46:05	3.0946	18.37
7/12/2012	15:46:06	3.1054	18.378
7/12/2012	15:46:08	3.111	18.372
7/12/2012	15:46:09	3.1031	18.383
7/12/2012	15:46:10	3.1076	18.371
7/12/2012	15:46:12	3.0997	18.368
7/12/2012	15:46:13	3.1076	18.374
7/12/2012	15:46:15	3.1006	18.37
7/12/2012	15:46:16	3.1031	18.375
7/12/2012	15:46:18	3.0915	18.37
7/12/2012	15:46:19	3.1008	18.378
7/12/2012	15:46:21	3.0997	18.371
7/12/2012	15:46:22	3.1062	18.383
7/12/2012	15:46:23	3.1045	18.372
7/12/2012	15:46:25	3.1048	18.369
7/12/2012	15:46:26	3.1039	18.374
7/12/2012	15:46:28	3.0997	18.37
7/12/2012	15:46:29	3.0941	18.374
7/12/2012	15:46:31	3.1008	18.369
7/12/2012	15:46:32	3.0992	18.379
7/12/2012	15:46:34	3.0975	18.37
7/12/2012	15:46:35	3.0946	18.382
7/12/2012	15:46:36	3.1082	18.373
7/12/2012	15:46:38	3.0983	18.369
7/12/2012	15:46:39	3.1073	18.375
7/12/2012	15:46:41	3.0958	18.369
7/12/2012	15:46:42	3.0938	18.375
7/12/2012	15:46:44	3.0949	18.37
7/12/2012	15:46:45	3.1062	18.378
7/12/2012	15:46:47	3.0896	18.371
7/12/2012	15:46:48	3.0955	18.383
7/12/2012	15:46:49	3.091	18.371
7/12/2012	15:46:51	3.0907	18.368
7/12/2012	15:46:52	3.0944	18.373
7/12/2012	15:46:54	3.1062	18.369
7/12/2012	15:46:55	3.0941	18.375
7/12/2012	15:46:57	3.091	18.37
7/12/2012	15:46:58	3.1006	18.378
7/12/2012	15:47:00	3.0997	18.371
7/12/2012	15:47:01	3.0907	18.382
7/12/2012	15:47:02	3.1025	18.371
7/12/2012	15:47:04	3.0876	18.368
7/12/2012	15:47:05	3.0884	18.373
7/12/2012	15:47:07	3.0983	18.369
7/12/2012	15:47:08	3.0921	18.375
7/12/2012	15:47:10	3.0989	18.369
7/12/2012	15:47:11	3.1076	18.379
7/12/2012	15:47:13	3.1006	18.371
7/12/2012	15:47:14	3.093	18.383
7/12/2012	15:47:15	3.1065	18.371
7/12/2012	15:47:17	3.0958	18.367
7/12/2012	15:47:18	3.0983	18.373

7/12/2012	15:47:20	3.1079	18.368
7/12/2012	15:47:21	3.0924	18.374
7/12/2012	15:47:23	3.0944	18.369
7/12/2012	15:47:24	3.091	18.376
7/12/2012	15:47:26	3.0873	18.37
7/12/2012	15:47:27	3.0944	18.38
7/12/2012	15:47:28	3.1037	18.37
7/12/2012	15:47:30	3.102	18.381
7/12/2012	15:47:31	3.0992	18.371
7/12/2012	15:47:33	3.0983	18.367
7/12/2012	15:47:34	3.0941	18.372
7/12/2012	15:47:36	3.1062	18.367
7/12/2012	15:47:37	3.0879	18.372
7/12/2012	15:47:39	3.0896	18.368
7/12/2012	15:47:40	3.0929	18.375
7/12/2012	15:47:42	3.0938	18.369
7/12/2012	15:47:43	3.089	18.375
7/12/2012	15:47:45	3.0972	18.369
7/12/2012	15:47:46	3.093	18.379
7/12/2012	15:47:48	3.0989	18.37
7/12/2012	15:47:49	3.0983	18.381
7/12/2012	15:47:50	3.1028	18.371
7/12/2012	15:47:52	3.0972	18.381
7/12/2012	15:47:53	3.0938	18.371
7/12/2012	15:47:55	3.0932	18.381
7/12/2012	15:47:56	3.102	18.368
7/12/2012	15:47:58	3.0963	18.367
7/12/2012	15:47:59	3.1076	18.372
7/12/2012	15:48:01	3.0915	18.367
7/12/2012	15:48:02	3.0977	18.373
7/12/2012	15:48:04	3.1065	18.367
7/12/2012	15:48:05	3.0921	18.375
7/12/2012	15:48:07	3.1008	18.368
7/12/2012	15:48:08	3.1037	18.377
7/12/2012	15:48:10	3.0955	18.369
7/12/2012	15:48:11	3.089	18.381
7/12/2012	15:48:12	3.098	18.37
7/12/2012	15:48:14	3.1045	18.381
7/12/2012	15:48:15	3.0848	18.37
7/12/2012	15:48:17	3.0941	18.38
7/12/2012	15:48:18	3.0972	18.37
7/12/2012	15:48:20	3.0949	18.366
7/12/2012	15:48:21	3.0977	18.372
7/12/2012	15:48:23	3.0915	18.367
7/12/2012	15:48:24	3.0896	18.371
7/12/2012	15:48:26	3.0913	18.368
7/12/2012	15:48:27	3.0915	18.374
7/12/2012	15:48:29	3.091	18.368
7/12/2012	15:48:30	3.0893	18.376
7/12/2012	15:48:32	3.1056	18.369
7/12/2012	15:48:33	3.0893	18.378
7/12/2012	15:48:35	3.0808	18.369

7/12/2012	15:48:36	3.0938	18.381
7/12/2012	15:48:37	3.0867	18.369
7/12/2012	15:48:39	3.1	18.38
7/12/2012	15:48:40	3.0893	18.369
7/12/2012	15:48:42	3.0924	18.38
7/12/2012	15:48:43	3.0879	18.37
7/12/2012	15:48:45	3.0845	18.381
7/12/2012	15:48:46	3.089	18.369
7/12/2012	15:48:48	3.0941	18.38
7/12/2012	15:48:49	3.0921	18.369
7/12/2012	15:48:51	3.0873	18.38
7/12/2012	15:48:53	3.1025	18.372
7/12/2012	15:48:55	3.0879	18.367
7/12/2012	15:48:56	3.0949	18.376
7/12/2012	15:48:58	3.098	18.369
7/12/2012	15:48:59	3.0893	18.38
7/12/2012	15:49:00	3.0958	18.369
7/12/2012	15:49:02	3.0817	18.364
7/12/2012	15:49:03	3.0977	18.37
7/12/2012	15:49:05	3.1	18.366
7/12/2012	15:49:06	3.0972	18.372
7/12/2012	15:49:08	3.0834	18.366
7/12/2012	15:49:09	3.1008	18.373
7/12/2012	15:49:11	3.0929	18.368
7/12/2012	15:49:12	3.0958	18.374
7/12/2012	15:49:14	3.0873	18.368
7/12/2012	15:49:15	3.0896	18.375
7/12/2012	15:49:17	3.0913	18.367
7/12/2012	15:49:18	3.0831	18.378
7/12/2012	15:49:20	3.0814	18.368
7/12/2012	15:49:21	3.0825	18.38
7/12/2012	15:49:22	3.0898	18.368
7/12/2012	15:49:24	3.0851	18.379
7/12/2012	15:49:25	3.0882	18.369
7/12/2012	15:49:27	3.0932	18.379
7/12/2012	15:49:29	3.091	18.367
7/12/2012	15:49:30	3.0862	18.38
7/12/2012	15:49:31	3.0859	18.368
7/12/2012	15:49:33	3.0862	18.379
7/12/2012	15:49:34	3.0811	18.368
7/12/2012	15:49:36	3.0867	18.379
7/12/2012	15:49:37	3.0848	18.368
7/12/2012	15:49:39	3.0865	18.379
7/12/2012	15:49:40	3.0848	18.368
7/12/2012	15:49:42	3.0873	18.378
7/12/2012	15:49:43	3.0927	18.368
7/12/2012	15:49:45	3.0817	18.379
7/12/2012	15:49:47	3.0901	18.367
7/12/2012	15:49:48	3.0913	18.379
7/12/2012	15:49:50	3.0822	18.368
7/12/2012	15:49:51	3.0915	18.379
7/12/2012	15:49:53	3.0811	18.369

7/12/2012	15:49:54	3.0924	18.379
7/12/2012	15:49:55	3.0834	18.368
7/12/2012	15:49:57	3.0828	18.379
7/12/2012	15:49:58	3.0845	18.367
7/12/2012	15:50:00	3.0876	18.379
7/12/2012	15:50:01	3.078	18.367
7/12/2012	15:50:03	3.0865	18.378
7/12/2012	15:50:04	3.0828	18.368
7/12/2012	15:50:06	3.0932	18.378
7/12/2012	15:50:08	3.0896	18.369
7/12/2012	15:50:09	3.0915	18.378
7/12/2012	15:50:10	3.0856	18.368
7/12/2012	15:50:12	3.0803	18.377
7/12/2012	15:50:14	3.0893	18.366
7/12/2012	15:50:15	3.0876	18.378
7/12/2012	15:50:16	3.0913	18.367
7/12/2012	15:50:18	3.0701	18.378
7/12/2012	15:50:19	3.0862	18.368
7/12/2012	15:50:21	3.0882	18.378
7/12/2012	15:50:23	3.0808	18.366
7/12/2012	15:50:24	3.0932	18.375
7/12/2012	15:50:26	3.091	18.366
7/12/2012	15:50:27	3.0845	18.376
7/12/2012	15:50:29	3.0834	18.366
7/12/2012	15:50:30	3.0867	18.376
7/12/2012	15:50:32	3.0896	18.367
7/12/2012	15:50:33	3.0676	18.375
7/12/2012	15:50:35	3.0882	18.367
7/12/2012	15:50:36	3.0851	18.378
7/12/2012	15:50:37	3.0842	18.367
7/12/2012	15:50:39	3.0814	18.377
7/12/2012	15:50:40	3.0828	18.367
7/12/2012	15:50:42	3.0876	18.378
7/12/2012	15:50:44	3.0842	18.367
7/12/2012	15:50:45	3.0769	18.379
7/12/2012	15:50:46	3.0749	18.366
7/12/2012	15:50:48	3.0938	18.378
7/12/2012	15:50:50	3.0814	18.366
7/12/2012	15:50:51	3.0797	18.378
7/12/2012	15:50:52	3.0726	18.367
7/12/2012	15:50:54	3.0842	18.375
7/12/2012	15:50:55	3.0893	18.367
7/12/2012	15:50:57	3.093	18.379
7/12/2012	15:50:59	3.0774	18.366
7/12/2012	15:51:00	3.0898	18.377
7/12/2012	15:51:02	3.0769	18.366
7/12/2012	15:51:03	3.0749	18.375
7/12/2012	15:51:05	3.0774	18.365
7/12/2012	15:51:06	3.0814	18.375
7/12/2012	15:51:08	3.0752	18.366
7/12/2012	15:51:09	3.0786	18.376
7/12/2012	15:51:11	3.0865	18.366

7/12/2012	15:51:12	3.0752	18.378
7/12/2012	15:51:13	3.0704	18.367
7/12/2012	15:51:15	3.0932	18.377
7/12/2012	15:51:16	3.0814	18.367
7/12/2012	15:51:18	3.0839	18.376
7/12/2012	15:51:20	3.0834	18.367
7/12/2012	15:51:21	3.0842	18.377
7/12/2012	15:51:22	3.0746	18.366
7/12/2012	15:51:24	3.0808	18.377
7/12/2012	15:51:25	3.0783	18.366
7/12/2012	15:51:27	3.0825	18.377
7/12/2012	15:51:28	3.0867	18.366
7/12/2012	15:51:30	3.0791	18.376
7/12/2012	15:51:31	3.0859	18.366
7/12/2012	15:51:33	3.0851	18.376
7/12/2012	15:51:35	3.0842	18.365
7/12/2012	15:51:36	3.0791	18.377
7/12/2012	15:51:38	3.0724	18.366
7/12/2012	15:51:39	3.0743	18.377
7/12/2012	15:51:40	3.0735	18.366
7/12/2012	15:51:42	3.0884	18.377
7/12/2012	15:51:43	3.0797	18.366
7/12/2012	15:51:45	3.0834	18.377
7/12/2012	15:51:47	3.0735	18.366
7/12/2012	15:51:48	3.0851	18.377
7/12/2012	15:51:49	3.0786	18.365
7/12/2012	15:51:51	3.0901	18.376
7/12/2012	15:51:52	3.0831	18.365
7/12/2012	15:51:54	3.0791	18.376
7/12/2012	15:51:56	3.085	18.365
7/12/2012	15:51:57	3.0851	18.377
7/12/2012	15:51:59	3.0698	18.365
7/12/2012	15:52:00	3.0791	18.374
7/12/2012	15:52:02	3.0898	18.365
7/12/2012	15:52:03	3.0873	18.375
7/12/2012	15:52:05	3.0783	18.364
7/12/2012	15:52:06	3.078	18.374
7/12/2012	15:52:08	3.0777	18.364
7/12/2012	15:52:09	3.078	18.376
7/12/2012	15:52:11	3.0794	18.366
7/12/2012	15:52:12	3.071	18.376
7/12/2012	15:52:14	3.0828	18.366
7/12/2012	15:52:15	3.0763	18.375
7/12/2012	15:52:17	3.078	18.366
7/12/2012	15:52:18	3.078	18.376
7/12/2012	15:52:20	3.0797	18.366
7/12/2012	15:52:21	3.0825	18.376
7/12/2012	15:52:23	3.0839	18.364
7/12/2012	15:52:24	3.0769	18.376
7/12/2012	15:52:26	3.0729	18.364
7/12/2012	15:52:27	3.0729	18.376
7/12/2012	15:52:29	3.0803	18.365

7/12/2012	15:52:30	3.0769	18.377
7/12/2012	15:52:32	3.0766	18.366
7/12/2012	15:52:33	3.0834	18.376
7/12/2012	15:52:35	3.0777	18.365
7/12/2012	15:52:36	3.0783	18.377
7/12/2012	15:52:38	3.0757	18.365
7/12/2012	15:52:39	3.0676	18.376
7/12/2012	15:52:40	3.0839	18.366
7/12/2012	15:52:42	3.0808	18.377
7/12/2012	15:52:44	3.085	18.365
7/12/2012	15:52:45	3.0757	18.376
7/12/2012	15:52:47	3.0774	18.364
7/12/2012	15:52:48	3.0831	18.376
7/12/2012	15:52:50	3.076	18.364
7/12/2012	15:52:51	3.076	18.375
7/12/2012	15:52:53	3.0749	18.363
7/12/2012	15:52:54	3.0724	18.373
7/12/2012	15:52:56	3.0653	18.365
7/12/2012	15:52:57	3.0645	18.372
7/12/2012	15:52:59	3.0746	18.364
7/12/2012	15:53:00	3.071	18.371
7/12/2012	15:53:02	3.0763	18.365
7/12/2012	15:53:03	3.0752	18.372
7/12/2012	15:53:05	3.0726	18.363
7/12/2012	15:53:06	3.0814	18.37
7/12/2012	15:53:08	3.08	18.364
7/12/2012	15:53:09	3.0718	18.37
7/12/2012	15:53:11	3.074	18.363
7/12/2012	15:53:12	3.0698	18.372
7/12/2012	15:53:14	3.0763	18.363
7/12/2012	15:53:15	3.0757	18.371
7/12/2012	15:53:17	3.0757	18.363
7/12/2012	15:53:18	3.0743	18.369
7/12/2012	15:53:20	3.0735	18.362
7/12/2012	15:53:21	3.0774	18.37
7/12/2012	15:53:23	3.0783	18.362
7/12/2012	15:53:24	3.0757	18.369
7/12/2012	15:53:26	3.0794	18.362
7/12/2012	15:53:27	3.0662	18.369
7/12/2012	15:53:29	3.0808	18.363
7/12/2012	15:53:30	3.0825	18.369
7/12/2012	15:53:32	3.0763	18.362
7/12/2012	15:53:33	3.0698	18.368
7/12/2012	15:53:35	3.0715	18.362
7/12/2012	15:53:36	3.0726	18.374
7/12/2012	15:53:38	3.0763	18.363
7/12/2012	15:53:39	3.0749	18.369
7/12/2012	15:53:41	3.0718	18.363
7/12/2012	15:53:42	3.0704	18.368
7/12/2012	15:53:44	3.0588	18.364
7/12/2012	15:53:45	3.0766	18.367
7/12/2012	15:53:47	3.0752	18.363

7/12/2012	15:53:48	3.0741	18.366
7/12/2012	15:53:50	3.0712	18.361
7/12/2012	15:53:51	3.0769	18.365
7/12/2012	15:53:53	3.0715	18.361
7/12/2012	15:53:54	3.0729	18.366
7/12/2012	15:53:56	3.0743	18.361
7/12/2012	15:53:57	3.0845	18.365
7/12/2012	15:53:59	3.0594	18.376
7/12/2012	15:54:01	3.0684	18.364
7/12/2012	15:54:02	3.0746	18.375
7/12/2012	15:54:04	3.0783	18.363
7/12/2012	15:54:05	3.0552	18.372
7/12/2012	15:54:07	3.074	18.363
7/12/2012	15:54:08	3.067	18.372
7/12/2012	15:54:10	3.0684	18.363
7/12/2012	15:54:11	3.0662	18.372
7/12/2012	15:54:13	3.0712	18.363
7/12/2012	15:54:14	3.0681	18.368
7/12/2012	15:54:16	3.0678	18.362
7/12/2012	15:54:17	3.0628	18.367
7/12/2012	15:54:19	3.0704	18.362
7/12/2012	15:54:20	3.0746	18.368
7/12/2012	15:54:22	3.0712	18.361
7/12/2012	15:54:23	3.0724	18.367
7/12/2012	15:54:25	3.0678	18.362
7/12/2012	15:54:26	3.0676	18.367
7/12/2012	15:54:28	3.0625	18.362
7/12/2012	15:54:29	3.0766	18.366
7/12/2012	15:54:31	3.0597	18.361
7/12/2012	15:54:32	3.0569	18.366
7/12/2012	15:54:34	3.0659	18.362
7/12/2012	15:54:35	3.0701	18.367
7/12/2012	15:54:37	3.0698	18.362
7/12/2012	15:54:38	3.0619	18.365
7/12/2012	15:54:40	3.0549	18.362
7/12/2012	15:54:41	3.0695	18.364
7/12/2012	15:54:43	3.0648	18.374
7/12/2012	15:54:45	3.0664	18.364
7/12/2012	15:54:46	3.0667	18.373
7/12/2012	15:54:48	3.0667	18.364
7/12/2012	15:54:49	3.0625	18.371
7/12/2012	15:54:51	3.0535	18.362
7/12/2012	15:54:52	3.0642	18.372
7/12/2012	15:54:54	3.0662	18.362
7/12/2012	15:54:55	3.0659	18.369
7/12/2012	15:54:57	3.0662	18.362
7/12/2012	15:54:58	3.0614	18.37
7/12/2012	15:55:00	3.0585	18.363
7/12/2012	15:55:01	3.0563	18.37
7/12/2012	15:55:03	3.0571	18.363
7/12/2012	15:55:04	3.0766	18.368
7/12/2012	15:55:06	3.0735	18.361

7/12/2012	15:55:07	3.0718	18.373
7/12/2012	15:55:09	3.0726	18.362
7/12/2012	15:55:10	3.0647	18.365
7/12/2012	15:55:12	3.0693	18.361
7/12/2012	15:55:13	3.0611	18.365
7/12/2012	15:55:15	3.065	18.36
7/12/2012	15:55:16	3.0687	18.364
7/12/2012	15:55:18	3.0726	18.36
7/12/2012	15:55:19	3.0676	18.364
7/12/2012	15:55:21	3.0729	18.374
7/12/2012	15:55:23	3.0693	18.364
7/12/2012	15:55:24	3.0664	18.373
7/12/2012	15:55:26	3.0653	18.363
7/12/2012	15:55:27	3.0676	18.367
7/12/2012	15:55:29	3.0766	18.362
7/12/2012	15:55:30	3.0667	18.367
7/12/2012	15:55:32	3.0701	18.36
7/12/2012	15:55:33	3.06	18.366
7/12/2012	15:55:35	3.0611	18.361
7/12/2012	15:55:36	3.0763	18.365
7/12/2012	15:55:38	3.0636	18.36
7/12/2012	15:55:39	3.0619	18.364
7/12/2012	15:55:41	3.0726	18.374
7/12/2012	15:55:43	3.0724	18.362
7/12/2012	15:55:44	3.0676	18.37
7/12/2012	15:55:46	3.056	18.362
7/12/2012	15:55:47	3.056	18.369
7/12/2012	15:55:49	3.0645	18.36
7/12/2012	15:55:50	3.0636	18.366
7/12/2012	15:55:52	3.0701	18.361
7/12/2012	15:55:53	3.0636	18.366
7/12/2012	15:55:55	3.0667	18.36
7/12/2012	15:55:56	3.0681	18.364
7/12/2012	15:55:58	3.0597	18.373
7/12/2012	15:56:00	3.0698	18.363
7/12/2012	15:56:01	3.078	18.372
7/12/2012	15:56:03	3.0529	18.362
7/12/2012	15:56:04	3.0515	18.368
7/12/2012	15:56:06	3.0642	18.361
7/12/2012	15:56:07	3.0704	18.368
7/12/2012	15:56:09	3.0577	18.36
7/12/2012	15:56:10	3.0602	18.366
7/12/2012	15:56:12	3.0701	18.36
7/12/2012	15:56:13	3.0718	18.365
7/12/2012	15:56:15	3.0577	18.359
7/12/2012	15:56:16	3.0563	18.363
7/12/2012	15:56:18	3.056	18.375
7/12/2012	15:56:20	3.0549	18.363
7/12/2012	15:56:21	3.0616	18.371
7/12/2012	15:56:23	3.0653	18.361
7/12/2012	15:56:24	3.0709	18.369
7/12/2012	15:56:26	3.0724	18.361

7/12/2012	15:56:27	3.0718	18.367
7/12/2012	15:56:29	3.065	18.36
7/12/2012	15:56:30	3.0659	18.364
7/12/2012	15:56:32	3.0549	18.36
7/12/2012	15:56:33	3.0628	18.364
7/12/2012	15:56:35	3.0684	18.36
7/12/2012	15:56:36	3.0597	18.363
7/12/2012	15:56:38	3.0695	18.373
7/12/2012	15:56:40	3.0583	18.361
7/12/2012	15:56:41	3.0633	18.369
7/12/2012	15:56:43	3.058	18.362
7/12/2012	15:56:44	3.0518	18.366
7/12/2012	15:56:46	3.0614	18.36
7/12/2012	15:56:47	3.0484	18.365
7/12/2012	15:56:49	3.0602	18.359
7/12/2012	15:56:50	3.0566	18.364
7/12/2012	15:56:52	3.0504	18.361
7/12/2012	15:56:53	3.06	18.363
7/12/2012	15:56:55	3.0588	18.372
7/12/2012	15:56:57	3.0678	18.361
7/12/2012	15:56:58	3.0543	18.366
7/12/2012	15:57:00	3.0577	18.36
7/12/2012	15:57:01	3.0724	18.366
7/12/2012	15:57:03	3.0614	18.36
7/12/2012	15:57:04	3.0583	18.365
7/12/2012	15:57:06	3.0571	18.359
7/12/2012	15:57:07	3.0631	18.363
7/12/2012	15:57:09	3.0633	18.358
7/12/2012	15:57:10	3.0537	18.362
7/12/2012	15:57:12	3.0588	18.373
7/12/2012	15:57:14	3.0563	18.362
7/12/2012	15:57:15	3.0538	18.371
7/12/2012	15:57:17	3.058	18.361
7/12/2012	15:57:18	3.0521	18.367
7/12/2012	15:57:20	3.0588	18.36
7/12/2012	15:57:21	3.0495	18.366
7/12/2012	15:57:23	3.0529	18.36
7/12/2012	15:57:24	3.0588	18.364
7/12/2012	15:57:26	3.06	18.36
7/12/2012	15:57:27	3.0647	18.362
7/12/2012	15:57:29	3.0636	18.373
7/12/2012	15:57:31	3.0365	18.361
7/12/2012	15:57:32	3.0625	18.369
7/12/2012	15:57:34	3.0543	18.36
7/12/2012	15:57:35	3.0526	18.367
7/12/2012	15:57:37	3.0518	18.361
7/12/2012	15:57:38	3.0518	18.364
7/12/2012	15:57:40	3.0597	18.359
7/12/2012	15:57:41	3.0484	18.363
7/12/2012	15:57:43	3.0422	18.357
7/12/2012	15:57:44	3.0487	18.363
7/12/2012	15:57:46	3.0563	18.373

7/12/2012	15:57:48	3.047	18.36
7/12/2012	15:57:49	3.058	18.368
7/12/2012	15:57:51	3.0537	18.361
7/12/2012	15:57:52	3.0616	18.368
7/12/2012	15:57:54	3.0549	18.361
7/12/2012	15:57:55	3.0563	18.364
7/12/2012	15:57:57	3.0594	18.359
7/12/2012	15:57:58	3.0571	18.362
7/12/2012	15:58:00	3.0568	18.357
7/12/2012	15:58:01	3.0515	18.363
7/12/2012	15:58:03	3.0512	18.371
7/12/2012	15:58:05	3.0436	18.361
7/12/2012	15:58:06	3.0616	18.369
7/12/2012	15:58:08	3.0416	18.36
7/12/2012	15:58:09	3.0546	18.366
7/12/2012	15:58:11	3.0439	18.358
7/12/2012	15:58:12	3.0546	18.364
7/12/2012	15:58:14	3.0535	18.358
7/12/2012	15:58:16	3.0515	18.361
7/12/2012	15:58:17	3.0473	18.366
7/12/2012	15:58:19	3.0605	18.36
7/12/2012	15:58:20	3.0518	18.364
7/12/2012	15:58:22	3.0526	18.359
7/12/2012	15:58:23	3.0583	18.363
7/12/2012	15:58:25	3.0433	18.358
7/12/2012	15:58:26	3.0594	18.363
7/12/2012	15:58:28	3.0504	18.371
7/12/2012	15:58:30	3.0526	18.359
7/12/2012	15:58:31	3.06	18.367
7/12/2012	15:58:33	3.0402	18.357
7/12/2012	15:58:34	3.0478	18.363
7/12/2012	15:58:36	3.0439	18.358
7/12/2012	15:58:37	3.0399	18.361
7/12/2012	15:58:39	3.0645	18.371
7/12/2012	15:58:41	3.0478	18.359
7/12/2012	15:58:42	3.047	18.366
7/12/2012	15:58:44	3.0447	18.358
7/12/2012	15:58:45	3.0585	18.364
7/12/2012	15:58:47	3.047	18.358
7/12/2012	15:58:48	3.0568	18.362
7/12/2012	15:58:50	3.049	18.372
7/12/2012	15:58:52	3.0498	18.359
7/12/2012	15:58:53	3.0447	18.366
7/12/2012	15:58:55	3.0478	18.357
7/12/2012	15:58:56	3.0487	18.364
7/12/2012	15:58:58	3.0467	18.357
7/12/2012	15:58:59	3.0461	18.362
7/12/2012	15:59:01	3.0456	18.358
7/12/2012	15:59:02	3.047	18.361
7/12/2012	15:59:04	3.058	18.37
7/12/2012	15:59:06	3.0487	18.36
7/12/2012	15:59:07	3.0461	18.365

7/12/2012	15:59:09	3.0498	18.358
7/12/2012	15:59:10	3.0481	18.362
7/12/2012	15:59:12	3.043	18.356
7/12/2012	15:59:13	3.0481	18.36
7/12/2012	15:59:15	3.0464	18.371
7/12/2012	15:59:17	3.0427	18.359
7/12/2012	15:59:18	3.0405	18.365
7/12/2012	15:59:20	3.0506	18.359
7/12/2012	15:59:21	3.0453	18.362
7/12/2012	15:59:23	3.0456	18.358
7/12/2012	15:59:24	3.0405	18.36
7/12/2012	15:59:26	3.0487	18.368
7/12/2012	15:59:28	3.0408	18.359
7/12/2012	15:59:29	3.0487	18.364
7/12/2012	15:59:31	3.0518	18.359
7/12/2012	15:59:32	3.047	18.361
7/12/2012	15:59:34	3.038	18.357
7/12/2012	15:59:36	3.047	18.359
7/12/2012	15:59:37	3.0422	18.367
7/12/2012	15:59:39	3.0396	18.358
7/12/2012	15:59:40	3.0363	18.363
7/12/2012	15:59:42	3.0413	18.357
7/12/2012	15:59:43	3.0495	18.361
7/12/2012	15:59:45	3.0535	18.371
7/12/2012	15:59:47	3.0416	18.357
7/12/2012	15:59:48	3.0385	18.365
7/12/2012	15:59:50	3.0546	18.358
7/12/2012	15:59:51	3.0444	18.363
7/12/2012	15:59:53	3.0385	18.357
7/12/2012	15:59:54	3.056	18.36
7/12/2012	15:59:56	3.0504	18.37
7/12/2012	15:59:58	3.0382	18.357
7/12/2012	15:59:59	3.0436	18.364
7/12/2012	16:00:01	3.0427	18.358
7/12/2012	16:00:02	3.047	18.362
7/12/2012	16:00:04	3.0399	18.356
7/12/2012	16:00:05	3.0478	18.36
7/12/2012	16:00:07	3.0532	18.369
7/12/2012	16:00:09	3.0391	18.359
7/12/2012	16:00:10	3.0464	18.365
7/12/2012	16:00:12	3.0365	18.357
7/12/2012	16:00:13	3.049	18.362
7/12/2012	16:00:15	3.0453	18.356
7/12/2012	16:00:16	3.049	18.361
7/12/2012	16:00:18	3.043	18.37
7/12/2012	16:00:20	3.0501	18.359
7/12/2012	16:00:21	3.0433	18.364
7/12/2012	16:00:23	3.0467	18.357
7/12/2012	16:00:24	3.0563	18.361
7/12/2012	16:00:26	3.0357	18.356
7/12/2012	16:00:27	3.0456	18.359
7/12/2012	16:00:29	3.0346	18.369

7/12/2012	16:00:31	3.0405	18.358
7/12/2012	16:00:32	3.0382	18.364
7/12/2012	16:00:34	3.0461	18.357
7/12/2012	16:00:35	3.0512	18.362
7/12/2012	16:00:37	3.0315	18.356
7/12/2012	16:00:38	3.0501	18.358
7/12/2012	16:00:40	3.0396	18.355
7/12/2012	16:00:43	3.0464	18.359
7/12/2012	16:00:45	3.0444	18.357
7/12/2012	16:00:46	3.0318	18.359
7/12/2012	16:00:48	3.047	18.37
7/12/2012	16:00:50	3.0303	18.358
7/12/2012	16:00:51	3.0422	18.363
7/12/2012	16:00:53	3.034	18.356
7/12/2012	16:00:54	3.0365	18.361
7/12/2012	16:00:56	3.0422	18.356
7/12/2012	16:00:57	3.0317	18.357
7/12/2012	16:00:59	3.0453	18.368
7/12/2012	16:01:01	3.0332	18.357
7/12/2012	16:01:02	3.0382	18.362
7/12/2012	16:01:04	3.0349	18.354
7/12/2012	16:01:05	3.0312	18.36
7/12/2012	16:01:07	3.0569	18.368
7/12/2012	16:01:09	3.0323	18.358
7/12/2012	16:01:10	3.0495	18.364
7/12/2012	16:01:12	3.0323	18.356
7/12/2012	16:01:13	3.0391	18.361
7/12/2012	16:01:15	3.0464	18.356
7/12/2012	16:01:16	3.038	18.359
7/12/2012	16:01:18	3.0464	18.367
7/12/2012	16:01:20	3.0408	18.357
7/12/2012	16:01:21	3.0318	18.362
7/12/2012	16:01:23	3.0436	18.355
7/12/2012	16:01:24	3.038	18.362
7/12/2012	16:01:26	3.038	18.355
7/12/2012	16:01:27	3.047	18.358
7/12/2012	16:01:29	3.034	18.365
7/12/2012	16:01:31	3.0301	18.356
7/12/2012	16:01:32	3.0464	18.36
7/12/2012	16:01:34	3.043	18.355
7/12/2012	16:01:35	3.0447	18.358
7/12/2012	16:01:37	3.038	18.368
7/12/2012	16:01:39	3.0247	18.356
7/12/2012	16:01:40	3.0416	18.361
7/12/2012	16:01:42	3.0427	18.354
7/12/2012	16:01:44	3.0484	18.356
7/12/2012	16:01:45	3.0413	18.364
7/12/2012	16:01:47	3.0306	18.357
7/12/2012	16:01:48	3.0444	18.361
7/12/2012	16:01:50	3.0357	18.356
7/12/2012	16:01:51	3.0317	18.358
7/12/2012	16:01:53	3.0481	18.366

7/12/2012	16:01:55	3.0385	18.356
7/12/2012	16:01:56	3.0219	18.363
7/12/2012	16:01:58	3.0337	18.356
7/12/2012	16:02:00	3.0371	18.364
7/12/2012	16:02:02	3.0193	18.355
7/12/2012	16:02:03	3.0272	18.359
7/12/2012	16:02:05	3.0289	18.354
7/12/2012	16:02:06	3.034	18.357
7/12/2012	16:02:08	3.0447	18.365
7/12/2012	16:02:10	3.0374	18.356
7/12/2012	16:02:11	3.0272	18.361
7/12/2012	16:02:13	3.025	18.356
7/12/2012	16:02:14	3.0301	18.359
7/12/2012	16:02:16	3.0363	18.364
7/12/2012	16:02:18	3.0289	18.356
7/12/2012	16:02:19	3.0216	18.36
7/12/2012	16:02:21	3.0346	18.353
7/12/2012	16:02:22	3.0413	18.357
7/12/2012	16:02:24	3.0306	18.366
7/12/2012	16:02:26	3.034	18.356
7/12/2012	16:02:27	3.0408	18.359
7/12/2012	16:02:29	3.0433	18.367
7/12/2012	16:02:31	3.0329	18.356
7/12/2012	16:02:32	3.0303	18.362
7/12/2012	16:02:34	3.023	18.354
7/12/2012	16:02:35	3.0202	18.359
7/12/2012	16:02:37	3.0357	18.366
7/12/2012	16:02:39	3.0317	18.356
7/12/2012	16:02:40	3.0306	18.36
7/12/2012	16:02:42	3.0219	18.353
7/12/2012	16:02:43	3.0284	18.356
7/12/2012	16:02:45	3.0382	18.364
7/12/2012	16:02:47	3.0292	18.357
7/12/2012	16:02:48	3.0185	18.36
7/12/2012	16:02:50	3.0253	18.355
7/12/2012	16:02:51	3.0241	18.358
7/12/2012	16:02:53	3.0416	18.366
7/12/2012	16:02:55	3.005	18.355
7/12/2012	16:02:56	3.025	18.359
7/12/2012	16:02:58	3.0312	18.354
7/12/2012	16:02:59	3.0131	18.357
7/12/2012	16:03:01	3.0351	18.365
7/12/2012	16:03:03	3.0317	18.356
7/12/2012	16:03:04	3.0284	18.361
7/12/2012	16:03:06	3.032	18.354
7/12/2012	16:03:07	3.0216	18.358
7/12/2012	16:03:09	3.0216	18.366
7/12/2012	16:03:11	3.027	18.355
7/12/2012	16:03:12	3.0253	18.36
7/12/2012	16:03:14	3.0315	18.355
7/12/2012	16:03:15	3.034	18.358
7/12/2012	16:03:17	3.0267	18.35

7/12/2012	16:03:20	3.0312	18.356
7/12/2012	16:03:22	3.0301	18.367
7/12/2012	16:03:24	3.0199	18.353
7/12/2012	16:03:25	3.0351	18.361
7/12/2012	16:03:27	3.0292	18.353
7/12/2012	16:03:28	3.0402	18.359
7/12/2012	16:03:30	3.038	18.366
7/12/2012	16:03:32	3.0385	18.356
7/12/2012	16:03:33	3.0208	18.359
7/12/2012	16:03:35	3.0086	18.353
7/12/2012	16:03:36	3.0329	18.358
7/12/2012	16:03:38	3.012	18.368
7/12/2012	16:03:40	3.0165	18.355
7/12/2012	16:03:41	3.0306	18.359
7/12/2012	16:03:43	3.0233	18.353
7/12/2012	16:03:44	3.027	18.356
7/12/2012	16:03:46	3.0303	18.367
7/12/2012	16:03:48	3.0315	18.356
7/12/2012	16:03:49	3.023	18.359
7/12/2012	16:03:51	3.014	18.353
7/12/2012	16:03:52	3.0354	18.36
7/12/2012	16:03:54	3.0292	18.366
7/12/2012	16:03:56	3.0289	18.354
7/12/2012	16:03:57	3.0284	18.36
7/12/2012	16:03:59	3.0222	18.354
7/12/2012	16:04:00	3.0264	18.356
7/12/2012	16:04:02	3.0363	18.363
7/12/2012	16:04:04	3.0301	18.356
7/12/2012	16:04:05	3.0267	18.359
7/12/2012	16:04:07	3.0301	18.353
7/12/2012	16:04:08	3.0275	18.356
7/12/2012	16:04:10	3.0199	18.364
7/12/2012	16:04:12	3.0272	18.354
7/12/2012	16:04:13	3.0216	18.359
7/12/2012	16:04:15	3.027	18.353
7/12/2012	16:04:16	3.0284	18.356
7/12/2012	16:04:18	3.0303	18.362
7/12/2012	16:04:20	3.0363	18.353
7/12/2012	16:04:21	3.0199	18.357

MemoryAddress: 3696
Unit Of Measure: FT
Calibration Factor #1: 2022
Calibration Factor #2: 3729
Logger ID: #B04198
Job Number: 20928
Well Number: 00BW1
Depth Below Datum : 0007.10
Sampling Interval: 1 sec.
Start Date: 13/06/21 07:50:15

Date	Time	Uncomp.HT.WTR.	Temp.°C
13/06/21	7:50:15	34.046	17.75
13/06/21	7:50:16	34.046	17.75
13/06/21	7:50:17	34.063	17.75
13/06/21	7:50:18	34.063	17.75
13/06/21	7:50:19	34.063	17.81
13/06/21	7:50:20	34.046	17.81
13/06/21	7:50:21	34.046	17.81
13/06/21	7:50:22	34.046	17.81
13/06/21	7:50:23	34.063	17.81
13/06/21	7:50:24	34.046	17.81
13/06/21	7:50:25	34.046	17.81
13/06/21	7:50:26	34.046	17.81
13/06/21	7:50:27	34.063	17.81
13/06/21	7:50:28	34.046	17.81
13/06/21	7:50:29	34.046	17.81
13/06/21	7:50:30	34.046	17.81
13/06/21	7:50:31	34.046	17.81
13/06/21	7:50:32	34.046	17.81
13/06/21	7:50:33	34.046	17.81
13/06/21	7:50:34	34.046	17.88
13/06/21	7:50:35	34.046	17.88
13/06/21	7:50:36	34.046	17.88
13/06/21	7:50:37	34.046	17.88
13/06/21	7:50:38	34.046	17.88
13/06/21	7:50:39	34.046	17.88
13/06/21	7:50:40	34.046	17.88
13/06/21	7:50:41	34.046	17.88
13/06/21	7:50:42	34.046	17.88
13/06/21	7:50:43	34.046	17.88
13/06/21	7:50:44	34.046	17.94
13/06/21	7:50:45	34.046	17.94
13/06/21	7:50:46	34.046	17.94
13/06/21	7:50:47	34.046	17.94
13/06/21	7:50:48	34.029	18
13/06/21	7:50:49	34.046	18
13/06/21	7:50:50	34.046	18
13/06/21	7:50:51	34.046	18
13/06/21	7:50:52	34.046	18.06
13/06/21	7:50:53	34.046	18.06
13/06/21	7:50:54	34.046	18.06
13/06/21	7:50:55	34.046	18.13
13/06/21	7:50:56	34.046	18.13
13/06/21	7:50:57	34.046	18.13
13/06/21	7:50:58	34.046	18.19
13/06/21	7:50:59	34.046	18.19
13/06/21	7:51:00	34.046	18.19
13/06/21	7:51:01	34.046	18.25
13/06/21	7:51:02	34.063	18.25
13/06/21	7:51:03	34.046	18.31
13/06/21	7:51:04	34.063	18.31
13/06/21	7:51:05	34.046	18.38
13/06/21	7:51:06	34.063	18.38
13/06/21	7:51:07	34.063	18.44
13/06/21	7:51:08	34.063	18.44

13/06/21	7:51:09	34.063	18.44
13/06/21	7:51:10	34.063	18.5
13/06/21	7:51:11	34.063	18.56
13/06/21	7:51:12	34.063	18.56
13/06/21	7:51:13	34.063	18.63
13/06/21	7:51:14	34.063	18.63
13/06/21	7:51:15	34.063	18.69
13/06/21	7:51:16	34.063	18.69
13/06/21	7:51:17	34.063	18.75
13/06/21	7:51:18	34.063	18.75
13/06/21	7:51:19	34.063	18.81
13/06/21	7:51:20	34.046	18.81
13/06/21	7:51:21	34.063	18.88
13/06/21	7:51:22	34.063	18.88
13/06/21	7:51:23	34.063	18.94
13/06/21	7:51:24	34.063	18.94
13/06/21	7:51:25	34.063	19
13/06/21	7:51:26	34.063	19.06
13/06/21	7:51:27	34.063	19.06
13/06/21	7:51:28	34.063	19.13
13/06/21	7:51:29	34.063	19.13
13/06/21	7:51:30	34.063	19.19
13/06/21	7:51:31	34.046	19.19
13/06/21	7:51:32	34.063	19.25
13/06/21	7:51:33	34.046	19.25
13/06/21	7:51:34	34.046	19.25
13/06/21	7:51:35	34.046	19.31
13/06/21	7:51:36	34.046	19.38
13/06/21	7:51:37	34.063	19.38
13/06/21	7:51:38	34.063	19.38
13/06/21	7:51:39	34.046	19.44
13/06/21	7:51:40	34.063	19.44
13/06/21	7:51:41	34.046	19.5
13/06/21	7:51:42	34.063	19.5
13/06/21	7:51:43	34.046	19.56
13/06/21	7:51:44	34.046	19.56
13/06/21	7:51:45	34.046	19.63
13/06/21	7:51:46	34.029	19.63
13/06/21	7:51:47	34.046	19.69
13/06/21	7:51:48	34.046	19.69
13/06/21	7:51:49	34.046	19.75
13/06/21	7:51:50	34.046	19.75
13/06/21	7:51:51	34.029	19.81
13/06/21	7:51:52	34.046	19.81
13/06/21	7:51:53	34.046	19.81
13/06/21	7:51:54	34.046	19.88
13/06/21	7:51:55	34.046	19.88
13/06/21	7:51:56	34.046	19.94
13/06/21	7:51:57	34.046	19.94
13/06/21	7:51:58	34.012	20
13/06/21	7:51:59	34.029	20
13/06/21	7:52:00	34.029	20.06
13/06/21	7:52:01	34.046	20.06
13/06/21	7:52:02	34.046	20.06
13/06/21	7:52:03	34.046	20.13
13/06/21	7:52:04	34.029	20.13
13/06/21	7:52:05	34.029	20.19
13/06/21	7:52:06	34.029	20.19
13/06/21	7:52:07	34.029	20.19
13/06/21	7:52:08	34.029	20.25
13/06/21	7:52:09	34.029	20.25
13/06/21	7:52:10	35.897	20.31
13/06/21	7:52:11	36.458	20.31
13/06/21	7:52:12	36.509	20.38
13/06/21	7:52:13	37.002	20.38
13/06/21	7:52:14	37.087	20.38

13/06/21	7:52:15	37.8	20.38
13/06/21	7:52:16	37.63	20.44
13/06/21	7:52:17	38.718	20.44
13/06/21	7:52:18	40.009	20.44
13/06/21	7:52:19	40.094	20.44
13/06/21	7:52:20	40.128	20.44
13/06/21	7:52:21	40.128	20.44
13/06/21	7:52:22	40.128	20.44
13/06/21	7:52:23	40.128	20.44
13/06/21	7:52:24	40.518	20.44
13/06/21	7:52:25	40.739	20.44
13/06/21	7:52:26	40.909	20.38
13/06/21	7:52:27	40.994	20.38
13/06/21	7:52:28	41.266	20.38
13/06/21	7:52:29	41.283	20.31
13/06/21	7:52:30	41.249	20.31
13/06/21	7:52:31	41.266	20.31
13/06/21	7:52:32	41.266	20.25
13/06/21	7:52:33	41.249	20.25
13/06/21	7:52:34	41.266	20.19
13/06/21	7:52:35	41.283	20.19
13/06/21	7:52:36	41.283	20.13
13/06/21	7:52:37	41.266	20.13
13/06/21	7:52:38	41.317	20.06
13/06/21	7:52:39	41.317	20.06
13/06/21	7:52:40	41.317	20
13/06/21	7:52:41	41.317	19.94
13/06/21	7:52:42	41.317	19.94
13/06/21	7:52:43	41.317	19.88
13/06/21	7:52:44	41.317	19.81
13/06/21	7:52:45	41.317	19.81
13/06/21	7:52:46	41.317	19.75
13/06/21	7:52:47	41.317	19.75
13/06/21	7:52:48	41.334	19.69
13/06/21	7:52:49	41.317	19.63
13/06/21	7:52:50	41.317	19.56
13/06/21	7:52:51	41.232	19.56
13/06/21	7:52:52	41.045	19.5
13/06/21	7:52:53	40.994	19.5
13/06/21	7:52:54	41.232	19.44
13/06/21	7:52:55	41.266	19.38
13/06/21	7:52:56	41.266	19.38
13/06/21	7:52:57	41.283	19.31
13/06/21	7:52:58	41.266	19.25
13/06/21	7:52:59	41.283	19.25
13/06/21	7:53:00	41.283	19.19
13/06/21	7:53:01	41.283	19.13
13/06/21	7:53:02	41.266	19.06
13/06/21	7:53:03	41.283	19.06
13/06/21	7:53:04	41.266	19
13/06/21	7:53:05	41.283	19
13/06/21	7:53:06	41.283	18.94
13/06/21	7:53:07	41.283	18.88
13/06/21	7:53:08	41.266	18.81
13/06/21	7:53:09	41.266	18.81
13/06/21	7:53:10	41.283	18.75
13/06/21	7:53:11	41.283	18.69
13/06/21	7:53:12	41.283	18.69
13/06/21	7:53:13	41.266	18.63
13/06/21	7:53:14	41.283	18.56
13/06/21	7:53:15	41.283	18.56
13/06/21	7:53:16	41.283	18.5
13/06/21	7:53:17	41.283	18.44
13/06/21	7:53:18	41.283	18.44
13/06/21	7:53:19	41.283	18.38
13/06/21	7:53:20	41.283	18.31

13/06/21	7:53:21	41.266	18.31
13/06/21	7:53:22	41.283	18.25
13/06/21	7:53:23	41.283	18.25
13/06/21	7:53:24	41.266	18.19
13/06/21	7:53:25	41.283	18.13
13/06/21	7:53:26	41.283	18.13
13/06/21	7:53:27	41.266	18.06
13/06/21	7:53:28	41.283	18
13/06/21	7:53:29	41.283	18
13/06/21	7:53:30	41.283	17.94
13/06/21	7:53:31	41.283	17.88
13/06/21	7:53:32	41.283	17.88
13/06/21	7:53:33	41.283	17.81
13/06/21	7:53:34	41.283	17.81
13/06/21	7:53:35	41.283	17.75
13/06/21	7:53:36	41.283	17.75
13/06/21	7:53:37	41.283	17.69
13/06/21	7:53:38	41.266	17.63
13/06/21	7:53:39	41.283	17.63
13/06/21	7:53:40	41.283	17.56
13/06/21	7:53:41	41.283	17.5
13/06/21	7:53:42	41.283	17.5
13/06/21	7:53:43	41.283	17.44
13/06/21	7:53:44	41.266	17.44
13/06/21	7:53:45	41.283	17.38
13/06/21	7:53:46	41.283	17.38
13/06/21	7:53:47	41.266	17.31
13/06/21	7:53:48	41.283	17.25
13/06/21	7:53:49	41.283	17.25
13/06/21	7:53:50	41.283	17.19
13/06/21	7:53:51	41.283	17.19
13/06/21	7:53:52	41.283	17.13
13/06/21	7:53:53	41.283	17.13
13/06/21	7:53:54	41.283	17.06
13/06/21	7:53:55	41.266	17
13/06/21	7:53:56	41.283	17
13/06/21	7:53:57	41.283	16.94
13/06/21	7:53:58	41.283	16.94
13/06/21	7:53:59	41.283	16.88
13/06/21	7:54:00	41.283	16.88
13/06/21	7:54:01	41.283	16.81
13/06/21	7:54:02	41.283	16.81
13/06/21	7:54:03	41.283	16.75
13/06/21	7:54:04	41.283	16.75
13/06/21	7:54:05	41.283	16.69
13/06/21	7:54:06	41.283	16.69
13/06/21	7:54:07	41.283	16.63
13/06/21	7:54:08	41.283	16.63
13/06/21	7:54:09	41.283	16.56
13/06/21	7:54:10	41.266	16.56
13/06/21	7:54:11	41.266	16.5
13/06/21	7:54:12	41.283	16.5
13/06/21	7:54:13	41.266	16.44
13/06/21	7:54:14	41.283	16.44
13/06/21	7:54:15	41.283	16.38
13/06/21	7:54:16	41.283	16.38
13/06/21	7:54:17	41.283	16.31
13/06/21	7:54:18	41.283	16.31
13/06/21	7:54:19	41.283	16.25
13/06/21	7:54:20	41.283	16.25
13/06/21	7:54:21	41.283	16.19
13/06/21	7:54:22	41.266	16.19
13/06/21	7:54:23	41.283	16.13
13/06/21	7:54:24	41.283	16.13
13/06/21	7:54:25	41.266	16.13
13/06/21	7:54:26	41.283	16.06

13/06/21	7:54:27	41.283	16.06
13/06/21	7:54:28	41.266	16
13/06/21	7:54:29	41.266	16
13/06/21	7:54:30	41.266	15.94
13/06/21	7:54:31	41.283	15.94
13/06/21	7:54:32	41.266	15.88
13/06/21	7:54:33	41.266	15.88
13/06/21	7:54:34	41.283	15.88
13/06/21	7:54:35	41.283	15.81
13/06/21	7:54:36	41.266	15.81
13/06/21	7:54:37	41.266	15.75
13/06/21	7:54:38	41.266	15.75
13/06/21	7:54:39	41.266	15.69
13/06/21	7:54:40	41.266	15.69
13/06/21	7:54:41	41.266	15.69
13/06/21	7:54:42	41.266	15.63
13/06/21	7:54:43	41.266	15.63
13/06/21	7:54:44	41.283	15.56
13/06/21	7:54:45	41.266	15.56
13/06/21	7:54:46	41.266	15.56
13/06/21	7:54:47	41.283	15.5
13/06/21	7:54:48	41.283	15.5
13/06/21	7:54:49	41.283	15.44
13/06/21	7:54:50	41.266	15.44
13/06/21	7:54:51	41.283	15.44
13/06/21	7:54:52	41.266	15.38
13/06/21	7:54:53	41.266	15.38
13/06/21	7:54:54	41.266	15.31
13/06/21	7:54:55	41.266	15.31
13/06/21	7:54:56	41.283	15.31
13/06/21	7:54:57	41.266	15.25
13/06/21	7:54:58	41.266	15.25
13/06/21	7:54:59	41.266	15.25
13/06/21	7:55:00	41.283	15.19
13/06/21	7:55:01	41.266	15.19
13/06/21	7:55:02	41.266	15.13
13/06/21	7:55:03	41.266	15.13
13/06/21	7:55:04	41.266	15.13
13/06/21	7:55:05	41.266	15.06
13/06/21	7:55:06	41.266	15.06
13/06/21	7:55:07	41.266	15.06
13/06/21	7:55:08	41.266	15
13/06/21	7:55:09	41.283	15
13/06/21	7:55:10	41.283	15
13/06/21	7:55:11	41.283	14.94
13/06/21	7:55:12	41.266	14.94
13/06/21	7:55:13	41.266	14.94
13/06/21	7:55:14	41.283	14.88
13/06/21	7:55:15	41.266	14.88
13/06/21	7:55:16	41.283	14.88
13/06/21	7:55:17	41.266	14.81
13/06/21	7:55:18	41.266	14.81
13/06/21	7:55:19	41.266	14.81
13/06/21	7:55:20	41.266	14.75
13/06/21	7:55:21	41.266	14.75
13/06/21	7:55:22	41.283	14.75
13/06/21	7:55:23	41.266	14.69
13/06/21	7:55:24	41.266	14.69
13/06/21	7:55:25	41.283	14.69
13/06/21	7:55:26	41.266	14.69
13/06/21	7:55:27	41.266	14.63
13/06/21	7:55:28	41.266	14.63
13/06/21	7:55:29	41.266	14.63
13/06/21	7:55:30	41.266	14.56
13/06/21	7:55:31	41.266	14.56
13/06/21	7:55:32	41.266	14.56

13/06/21	7:55:33	41.266	14.5
13/06/21	7:55:34	41.266	14.5
13/06/21	7:55:35	41.266	14.5
13/06/21	7:55:36	41.266	14.5
13/06/21	7:55:37	41.266	14.44
13/06/21	7:55:38	41.266	14.44
13/06/21	7:55:39	41.266	14.44
13/06/21	7:55:40	41.266	14.38
13/06/21	7:55:41	41.266	14.38
13/06/21	7:55:42	41.266	14.38
13/06/21	7:55:43	41.266	14.38
13/06/21	7:55:44	41.266	14.31
13/06/21	7:55:45	41.266	14.31
13/06/21	7:55:46	41.266	14.31
13/06/21	7:55:47	41.266	14.25
13/06/21	7:55:48	41.266	14.25
13/06/21	7:55:49	41.266	14.25
13/06/21	7:55:50	41.266	14.25
13/06/21	7:55:51	41.266	14.19
13/06/21	7:55:52	41.266	14.19
13/06/21	7:55:53	41.266	14.19
13/06/21	7:55:54	41.283	14.19
13/06/21	7:55:55	41.283	14.13
13/06/21	7:55:56	41.266	14.13
13/06/21	7:55:57	41.266	14.13
13/06/21	7:55:58	41.266	14.13
13/06/21	7:55:59	41.266	14.06
13/06/21	7:56:00	41.266	14.06
13/06/21	7:56:01	41.266	14.06
13/06/21	7:56:02	41.283	14.06
13/06/21	7:56:03	41.266	14
13/06/21	7:56:04	41.266	14
13/06/21	7:56:05	41.266	14
13/06/21	7:56:06	41.266	14
13/06/21	7:56:07	41.266	13.94
13/06/21	7:56:08	41.266	13.94
13/06/21	7:56:09	41.266	13.94
13/06/21	7:56:10	41.266	13.94
13/06/21	7:56:11	41.266	13.88
13/06/21	7:56:12	41.266	13.88
13/06/21	7:56:13	41.266	13.88
13/06/21	7:56:14	41.283	13.88
13/06/21	7:56:15	41.266	13.88
13/06/21	7:56:16	41.266	13.81
13/06/21	7:56:17	41.266	13.81
13/06/21	7:56:18	41.266	13.81
13/06/21	7:56:19	41.266	13.81
13/06/21	7:56:20	41.266	13.75
13/06/21	7:56:21	41.266	13.75
13/06/21	7:56:22	41.283	13.75
13/06/21	7:56:23	41.266	13.75
13/06/21	7:56:24	41.266	13.75
13/06/21	7:56:25	41.266	13.69
13/06/21	7:56:26	41.266	13.69
13/06/21	7:56:27	41.266	13.69
13/06/21	7:56:28	41.266	13.69
13/06/21	7:56:29	41.266	13.69
13/06/21	7:56:30	41.266	13.63
13/06/21	7:56:31	41.266	13.63
13/06/21	7:56:32	41.266	13.63
13/06/21	7:56:33	41.266	13.63
13/06/21	7:56:34	41.266	13.56
13/06/21	7:56:35	41.266	13.56
13/06/21	7:56:36	41.266	13.56
13/06/21	7:56:37	41.266	13.56
13/06/21	7:56:38	41.266	13.56

13/06/21	7:56:39	41.266	13.56
13/06/21	7:56:40	41.266	13.5
13/06/21	7:56:41	41.266	13.5
13/06/21	7:56:42	41.266	13.5
13/06/21	7:56:43	41.266	13.5
13/06/21	7:56:44	41.266	13.5
13/06/21	7:56:45	41.266	13.44
13/06/21	7:56:46	41.266	13.44
13/06/21	7:56:47	41.266	13.44
13/06/21	7:56:48	41.266	13.44
13/06/21	7:56:49	41.283	13.44
13/06/21	7:56:50	41.266	13.44
13/06/21	7:56:51	41.266	13.38
13/06/21	7:56:52	41.266	13.38
13/06/21	7:56:53	41.266	13.38
13/06/21	7:56:54	41.266	13.38
13/06/21	7:56:55	41.266	13.38
13/06/21	7:56:56	41.266	13.31
13/06/21	7:56:57	41.266	13.31
13/06/21	7:56:58	41.266	13.31
13/06/21	7:56:59	41.266	13.31
13/06/21	7:57:00	41.283	13.31
13/06/21	7:57:01	41.266	13.31
13/06/21	7:57:02	41.266	13.31
13/06/21	7:57:03	41.266	13.25
13/06/21	7:57:04	41.266	13.25
13/06/21	7:57:05	41.266	13.25
13/06/21	7:57:06	41.266	13.25
13/06/21	7:57:07	41.266	13.25
13/06/21	7:57:08	41.266	13.25
13/06/21	7:57:09	41.266	13.19
13/06/21	7:57:10	41.266	13.19
13/06/21	7:57:11	41.266	13.19
13/06/21	7:57:12	41.266	13.19
13/06/21	7:57:13	41.266	13.19
13/06/21	7:57:14	41.266	13.19
13/06/21	7:57:15	41.266	13.13
13/06/21	7:57:16	41.266	13.13
13/06/21	7:57:17	41.266	13.13
13/06/21	7:57:18	41.266	13.13
13/06/21	7:57:19	41.266	13.13
13/06/21	7:57:20	41.266	13.13
13/06/21	7:57:21	41.266	13.13
13/06/21	7:57:22	41.266	13.06
13/06/21	7:57:23	41.266	13.06
13/06/21	7:57:24	41.266	13.06
13/06/21	7:57:25	41.266	13.06
13/06/21	7:57:26	41.283	13.06
13/06/21	7:57:27	41.266	13.06
13/06/21	7:57:28	41.266	13.06
13/06/21	7:57:29	41.266	13
13/06/21	7:57:30	41.266	13
13/06/21	7:57:31	41.266	13
13/06/21	7:57:32	41.266	13
13/06/21	7:57:33	41.266	13
13/06/21	7:57:34	41.266	13
13/06/21	7:57:35	41.266	13
13/06/21	7:57:36	41.266	13
13/06/21	7:57:37	41.266	12.94
13/06/21	7:57:38	41.266	12.94
13/06/21	7:57:39	41.266	12.94
13/06/21	7:57:40	41.266	12.94
13/06/21	7:57:41	41.266	12.94
13/06/21	7:57:42	41.266	12.94
13/06/21	7:57:43	41.266	12.94
13/06/21	7:57:44	41.266	12.88

13/06/21	7:57:45	41.266	12.88
13/06/21	7:57:46	41.266	12.88
13/06/21	7:57:47	41.266	12.88
13/06/21	7:57:48	41.266	12.88
13/06/21	7:57:49	41.266	12.88
13/06/21	7:57:50	41.266	12.88
13/06/21	7:57:51	41.266	12.88
13/06/21	7:57:52	41.266	12.88
13/06/21	7:57:53	41.266	12.81
13/06/21	7:57:54	41.266	12.81
13/06/21	7:57:55	41.266	12.81
13/06/21	7:57:56	41.266	12.81
13/06/21	7:57:57	41.266	12.81
13/06/21	7:57:58	41.266	12.81
13/06/21	7:57:59	41.266	12.81
13/06/21	7:58:00	41.266	12.81
13/06/21	7:58:01	41.266	12.81
13/06/21	7:58:02	41.266	12.75
13/06/21	7:58:03	41.266	12.75
13/06/21	7:58:04	41.266	12.75
13/06/21	7:58:05	41.266	12.75
13/06/21	7:58:06	41.266	12.75
13/06/21	7:58:07	41.266	12.75
13/06/21	7:58:08	41.266	12.75
13/06/21	7:58:09	41.266	12.75
13/06/21	7:58:10	41.266	12.75
13/06/21	7:58:11	41.266	12.69
13/06/21	7:58:12	41.266	12.69
13/06/21	7:58:13	41.266	12.69
13/06/21	7:58:14	41.266	12.69
13/06/21	7:58:15	41.266	12.69
13/06/21	7:58:16	41.266	12.69
13/06/21	7:58:17	41.266	12.69
13/06/21	7:58:18	41.266	12.69
13/06/21	7:58:19	41.266	12.69
13/06/21	7:58:20	41.266	12.69
13/06/21	7:58:21	41.266	12.69
13/06/21	7:58:22	41.266	12.63
13/06/21	7:58:23	41.266	12.63
13/06/21	7:58:24	41.266	12.63
13/06/21	7:58:25	41.266	12.63
13/06/21	7:58:26	41.266	12.63
13/06/21	7:58:27	41.266	12.63
13/06/21	7:58:28	41.266	12.63
13/06/21	7:58:29	41.266	12.63
13/06/21	7:58:30	41.266	12.63
13/06/21	7:58:31	41.266	12.56
13/06/21	7:58:32	41.266	12.56
13/06/21	7:58:33	41.266	12.56
13/06/21	7:58:34	41.266	12.56
13/06/21	7:58:35	41.266	12.56
13/06/21	7:58:36	41.266	12.56
13/06/21	7:58:37	41.283	12.56
13/06/21	7:58:38	41.266	12.56
13/06/21	7:58:39	41.266	12.56
13/06/21	7:58:40	41.266	12.56
13/06/21	7:58:41	41.266	12.56
13/06/21	7:58:42	41.266	12.56
13/06/21	7:58:43	41.266	12.56
13/06/21	7:58:44	42.404	12.5
13/06/21	7:58:45	41.81	12.5
13/06/21	7:58:46	41.912	12.5
13/06/21	7:58:47	42.013	12.5
13/06/21	7:58:48	41.657	12.5
13/06/21	7:58:49	41.759	12.5
13/06/21	7:58:50	41.64	12.5

13/06/21	7:58:51	41.589	12.5
13/06/21	7:58:52	41.555	12.5
13/06/21	7:58:53	41.521	12.5
13/06/21	7:58:54	41.504	12.5
13/06/21	7:58:55	41.47	12.5
13/06/21	7:58:56	41.453	12.44
13/06/21	7:58:57	41.436	12.44
13/06/21	7:58:58	41.419	12.44
13/06/21	7:58:59	41.419	12.44
13/06/21	7:59:00	41.402	12.44
13/06/21	7:59:01	41.402	12.44
13/06/21	7:59:02	41.385	12.44
13/06/21	7:59:03	41.385	12.44
13/06/21	7:59:04	41.368	12.44
13/06/21	7:59:05	41.368	12.44
13/06/21	7:59:06	41.351	12.44
13/06/21	7:59:07	41.351	12.44
13/06/21	7:59:08	41.351	12.44
13/06/21	7:59:09	41.351	12.38
13/06/21	7:59:10	41.351	12.38
13/06/21	7:59:11	41.334	12.38
13/06/21	7:59:12	41.334	12.38
13/06/21	7:59:13	41.334	12.38
13/06/21	7:59:14	41.334	12.38
13/06/21	7:59:15	41.436	12.38
13/06/21	7:59:16	41.385	12.38
13/06/21	7:59:17	41.3	12.38
13/06/21	7:59:18	41.3	12.38
13/06/21	7:59:19	41.317	12.38
13/06/21	7:59:20	41.317	12.38
13/06/21	7:59:21	41.317	12.38
13/06/21	7:59:22	41.317	12.38
13/06/21	7:59:23	41.317	12.38
13/06/21	7:59:24	41.283	12.31
13/06/21	7:59:25	41.317	12.31
13/06/21	7:59:26	41.317	12.31
13/06/21	7:59:27	41.3	12.31
13/06/21	7:59:28	41.317	12.31
13/06/21	7:59:29	41.317	12.31
13/06/21	7:59:30	41.317	12.31
13/06/21	7:59:31	41.334	12.31
13/06/21	7:59:32	41.266	12.31
13/06/21	7:59:33	41.317	12.31
13/06/21	7:59:34	41.317	12.31
13/06/21	7:59:35	41.3	12.31
13/06/21	7:59:36	41.317	12.31
13/06/21	7:59:37	41.3	12.31
13/06/21	7:59:38	41.317	12.31
13/06/21	7:59:39	41.487	12.25
13/06/21	7:59:40	41.334	12.25
13/06/21	7:59:41	41.334	12.25
13/06/21	7:59:42	41.351	12.25
13/06/21	7:59:43	41.351	12.25
13/06/21	7:59:44	41.351	12.25
13/06/21	7:59:45	41.334	12.25
13/06/21	7:59:46	41.351	12.25
13/06/21	7:59:47	41.334	12.25
13/06/21	7:59:48	41.351	12.25
13/06/21	7:59:49	41.351	12.25
13/06/21	7:59:50	41.334	12.25
13/06/21	7:59:51	41.351	12.25
13/06/21	7:59:52	41.351	12.25
13/06/21	7:59:53	41.334	12.25
13/06/21	7:59:54	41.334	12.19
13/06/21	7:59:55	41.334	12.19
13/06/21	7:59:56	41.334	12.19

13/06/21	7:59:57	41.334	12.19
13/06/21	7:59:58	41.334	12.19
13/06/21	7:59:59	41.334	12.19
13/06/21	8:00:00	41.351	12.19
13/06/21	8:00:01	41.334	12.19
13/06/21	8:00:02	41.334	12.19
13/06/21	8:00:03	41.334	12.19
13/06/21	8:00:04	41.334	12.19
13/06/21	8:00:05	41.334	12.19
13/06/21	8:00:06	41.334	12.19
13/06/21	8:00:07	41.334	12.19
13/06/21	8:00:08	41.334	12.19
13/06/21	8:00:09	41.334	12.19
13/06/21	8:00:10	39.482	12.19
13/06/21	8:00:11	40.043	12.19
13/06/21	8:00:12	40.773	12.13
13/06/21	8:00:13	40.23	12.13
13/06/21	8:00:14	40.094	12.13
13/06/21	8:00:15	40.467	12.13
13/06/21	8:00:16	40.366	12.13
13/06/21	8:00:17	40.501	12.13
13/06/21	8:00:18	41.079	12.13
13/06/21	8:00:19	41.113	12.13
13/06/21	8:00:20	41.147	12.13
13/06/21	8:00:21	41.164	12.13
13/06/21	8:00:22	41.181	12.13
13/06/21	8:00:23	41.181	12.13
13/06/21	8:00:24	41.198	12.13
13/06/21	8:00:25	41.215	12.13
13/06/21	8:00:26	41.215	12.13
13/06/21	8:00:27	41.215	12.13
13/06/21	8:00:28	41.232	12.13
13/06/21	8:00:29	41.249	12.13
13/06/21	8:00:30	41.249	12.13
13/06/21	8:00:31	41.249	12.13
13/06/21	8:00:32	41.266	12.13
13/06/21	8:00:33	41.266	12.06
13/06/21	8:00:34	41.266	12.13
13/06/21	8:00:35	41.266	12.06
13/06/21	8:00:36	41.266	12.06
13/06/21	8:00:37	41.283	12.06
13/06/21	8:00:38	41.283	12.06
13/06/21	8:00:39	41.283	12.06
13/06/21	8:00:40	41.283	12.06
13/06/21	8:00:41	41.283	12.06
13/06/21	8:00:42	41.283	12.06
13/06/21	8:00:43	41.283	12.06
13/06/21	8:00:44	41.283	12.06
13/06/21	8:00:45	41.283	12.06
13/06/21	8:00:46	41.283	12.06
13/06/21	8:00:47	41.283	12.06
13/06/21	8:00:48	41.283	12.06
13/06/21	8:00:49	41.283	12.06
13/06/21	8:00:50	41.283	12.06
13/06/21	8:00:51	41.283	12.06
13/06/21	8:00:52	41.283	12.06
13/06/21	8:00:53	41.3	12.06
13/06/21	8:00:54	41.3	12.06
13/06/21	8:00:55	41.3	12.06
13/06/21	8:00:56	41.3	12.06
13/06/21	8:00:57	41.3	12.06
13/06/21	8:00:58	41.283	12.06
13/06/21	8:00:59	41.3	12.06
13/06/21	8:01:00	41.3	12.06
13/06/21	8:01:01	41.3	12.06
13/06/21	8:01:02	41.3	12.06

13/06/21	8:01:03	41.3	12
13/06/21	8:01:04	41.3	12
13/06/21	8:01:05	41.3	12
13/06/21	8:01:06	41.3	12
13/06/21	8:01:07	41.3	12
13/06/21	8:01:08	41.3	12
13/06/21	8:01:09	41.3	12
13/06/21	8:01:10	41.3	12
13/06/21	8:01:11	41.3	12
13/06/21	8:01:12	41.3	12
13/06/21	8:01:13	41.3	12
13/06/21	8:01:14	41.3	12
13/06/21	8:01:15	41.3	12
13/06/21	8:01:16	41.3	12
13/06/21	8:01:17	41.3	12
13/06/21	8:01:18	41.3	12
13/06/21	8:01:19	41.3	12
13/06/21	8:01:20	41.3	12
13/06/21	8:01:21	41.3	12
13/06/21	8:01:22	41.3	12
13/06/21	8:01:23	41.3	12
13/06/21	8:01:24	41.3	12
13/06/21	8:01:25	41.3	12
13/06/21	8:01:26	41.3	12
13/06/21	8:01:27	41.3	12
13/06/21	8:01:28	41.3	12
13/06/21	8:01:29	41.3	12
13/06/21	8:01:30	41.3	12
13/06/21	8:01:31	41.3	12
13/06/21	8:01:32	41.3	12
13/06/21	8:01:33	41.317	12
13/06/21	8:01:34	41.317	12
13/06/21	8:01:35	41.3	11.94
13/06/21	8:01:36	41.317	11.94
13/06/21	8:01:37	41.3	11.94
13/06/21	8:01:38	41.317	11.94
13/06/21	8:01:39	41.317	11.94
13/06/21	8:01:40	41.3	11.94
13/06/21	8:01:41	41.317	11.94
13/06/21	8:01:42	41.317	11.94
13/06/21	8:01:43	41.3	11.94
13/06/21	8:01:44	41.3	11.94
13/06/21	8:01:45	41.3	11.94
13/06/21	8:01:46	41.3	11.94
13/06/21	8:01:47	41.317	11.94
13/06/21	8:01:48	41.3	11.94
13/06/21	8:01:49	41.317	11.94
13/06/21	8:01:50	41.3	11.94
13/06/21	8:01:51	41.3	11.94
13/06/21	8:01:52	41.317	11.94
13/06/21	8:01:53	41.317	11.94
13/06/21	8:01:54	41.317	11.94
13/06/21	8:01:55	41.317	11.94
13/06/21	8:01:56	41.317	11.94
13/06/21	8:01:57	41.3	11.94
13/06/21	8:01:58	41.317	11.94
13/06/21	8:01:59	41.3	11.94
13/06/21	8:02:00	41.3	11.94
13/06/21	8:02:01	41.3	11.94
13/06/21	8:02:02	41.317	11.94
13/06/21	8:02:03	41.317	11.94
13/06/21	8:02:04	41.3	11.94
13/06/21	8:02:05	41.317	11.94
13/06/21	8:02:06	41.3	11.94
13/06/21	8:02:07	41.3	11.94
13/06/21	8:02:08	41.3	11.94

13/06/21	8:02:09	41.317	11.94
13/06/21	8:02:10	41.317	11.94
13/06/21	8:02:11	41.3	11.94
13/06/21	8:02:12	41.317	11.88
13/06/21	8:02:13	41.3	11.88
13/06/21	8:02:14	41.3	11.88
13/06/21	8:02:15	41.317	11.88
13/06/21	8:02:16	41.317	11.88
13/06/21	8:02:17	41.3	11.88
13/06/21	8:02:18	41.317	11.88
13/06/21	8:02:19	41.317	11.88
13/06/21	8:02:20	41.317	11.88
13/06/21	8:02:21	41.317	11.88
13/06/21	8:02:22	41.3	11.88
13/06/21	8:02:23	41.317	11.88
13/06/21	8:02:24	41.317	11.88
13/06/21	8:02:25	41.317	11.88
13/06/21	8:02:26	41.317	11.88
13/06/21	8:02:27	41.317	11.88
13/06/21	8:02:28	41.3	11.88
13/06/21	8:02:29	41.317	11.88
13/06/21	8:02:30	41.3	11.88
13/06/21	8:02:31	41.317	11.88
13/06/21	8:02:32	41.3	11.88
13/06/21	8:02:33	41.317	11.88
13/06/21	8:02:34	41.317	11.88
13/06/21	8:02:35	41.3	11.88
13/06/21	8:02:36	41.317	11.88
13/06/21	8:02:37	41.317	11.88
13/06/21	8:02:38	41.317	11.88
13/06/21	8:02:39	41.3	11.88
13/06/21	8:02:40	41.317	11.88
13/06/21	8:02:41	41.317	11.88
13/06/21	8:02:42	41.317	11.88
13/06/21	8:02:43	41.317	11.88
13/06/21	8:02:44	41.3	11.88
13/06/21	8:02:45	41.317	11.88
13/06/21	8:02:46	41.317	11.88
13/06/21	8:02:47	41.317	11.88
13/06/21	8:02:48	41.3	11.88
13/06/21	8:02:49	41.317	11.88
13/06/21	8:02:50	41.3	11.88
13/06/21	8:02:51	41.3	11.88
13/06/21	8:02:52	41.3	11.88
13/06/21	8:02:53	41.317	11.88
13/06/21	8:02:54	41.317	11.88
13/06/21	8:02:55	41.317	11.88
13/06/21	8:02:56	41.317	11.88
13/06/21	8:02:57	41.317	11.88
13/06/21	8:02:58	41.317	11.88
13/06/21	8:02:59	41.317	11.88
13/06/21	8:03:00	41.317	11.81
13/06/21	8:03:01	41.317	11.88
13/06/21	8:03:02	41.317	11.81
13/06/21	8:03:03	41.317	11.81
13/06/21	8:03:04	41.317	11.81
13/06/21	8:03:05	41.317	11.81
13/06/21	8:03:06	41.317	11.81
13/06/21	8:03:07	41.317	11.81
13/06/21	8:03:08	41.3	11.81
13/06/21	8:03:09	41.3	11.81
13/06/21	8:03:10	41.317	11.81
13/06/21	8:03:11	41.317	11.81
13/06/21	8:03:12	41.317	11.81
13/06/21	8:03:13	41.317	11.81
13/06/21	8:03:14	41.317	11.81

13/06/21	8:03:15	41.3	11.81
13/06/21	8:03:16	41.317	11.81
13/06/21	8:03:17	41.317	11.81
13/06/21	8:03:18	41.317	11.81
13/06/21	8:03:19	41.317	11.81
13/06/21	8:03:20	41.317	11.81
13/06/21	8:03:21	41.317	11.81
13/06/21	8:03:22	41.317	11.81
13/06/21	8:03:23	41.317	11.81
13/06/21	8:03:24	41.317	11.81
13/06/21	8:03:25	41.3	11.81
13/06/21	8:03:26	41.317	11.81
13/06/21	8:03:27	41.3	11.81
13/06/21	8:03:28	41.3	11.81
13/06/21	8:03:29	41.3	11.81
13/06/21	8:03:30	41.317	11.81
13/06/21	8:03:31	41.3	11.81
13/06/21	8:03:32	41.317	11.81
13/06/21	8:03:33	41.317	11.81
13/06/21	8:03:34	41.317	11.81
13/06/21	8:03:35	41.317	11.81
13/06/21	8:03:36	41.317	11.81
13/06/21	8:03:37	41.317	11.81
13/06/21	8:03:38	41.3	11.81
13/06/21	8:03:39	41.317	11.81
13/06/21	8:03:40	41.317	11.81
13/06/21	8:03:41	41.317	11.81
13/06/21	8:03:42	41.317	11.81
13/06/21	8:03:43	41.317	11.81
13/06/21	8:03:44	41.317	11.81
13/06/21	8:03:45	41.317	11.81
13/06/21	8:03:46	41.317	11.81
13/06/21	8:03:47	41.317	11.81
13/06/21	8:03:48	41.317	11.81
13/06/21	8:03:49	41.317	11.81
13/06/21	8:03:50	41.317	11.81
13/06/21	8:03:51	41.317	11.81
13/06/21	8:03:52	41.317	11.81
13/06/21	8:03:53	41.317	11.81
13/06/21	8:03:54	41.3	11.81
13/06/21	8:03:55	41.317	11.81
13/06/21	8:03:56	41.317	11.81
13/06/21	8:03:57	41.317	11.81
13/06/21	8:03:58	41.317	11.81
13/06/21	8:03:59	41.317	11.81
13/06/21	8:04:00	41.317	11.81
13/06/21	8:04:01	41.317	11.81
13/06/21	8:04:02	41.3	11.81
13/06/21	8:04:03	41.317	11.81
13/06/21	8:04:04	41.317	11.75
13/06/21	8:04:05	41.3	11.81
13/06/21	8:04:06	41.317	11.81
13/06/21	8:04:07	41.317	11.81
13/06/21	8:04:08	41.317	11.75
13/06/21	8:04:09	41.317	11.75
13/06/21	8:04:10	41.317	11.75
13/06/21	8:04:11	41.317	11.75
13/06/21	8:04:12	41.317	11.75
13/06/21	8:04:13	41.3	11.75
13/06/21	8:04:14	41.3	11.75
13/06/21	8:04:15	41.317	11.75
13/06/21	8:04:16	41.3	11.75
13/06/21	8:04:17	41.317	11.75
13/06/21	8:04:18	41.317	11.75
13/06/21	8:04:19	41.317	11.75
13/06/21	8:04:20	41.317	11.75

13/06/21	8:04:21	41.3	11.75
13/06/21	8:04:22	41.317	11.75
13/06/21	8:04:23	41.317	11.75
13/06/21	8:04:24	41.317	11.75
13/06/21	8:04:25	41.317	11.75
13/06/21	8:04:26	41.317	11.75
13/06/21	8:04:27	41.317	11.75
13/06/21	8:04:28	41.317	11.75
13/06/21	8:04:29	41.317	11.75
13/06/21	8:04:30	41.317	11.75
13/06/21	8:04:31	41.317	11.75
13/06/21	8:04:32	41.317	11.75
13/06/21	8:04:33	41.317	11.75
13/06/21	8:04:34	41.317	11.75
13/06/21	8:04:35	41.317	11.75
13/06/21	8:04:36	41.317	11.75
13/06/21	8:04:37	41.317	11.75
13/06/21	8:04:38	41.317	11.75
13/06/21	8:04:39	41.317	11.75
13/06/21	8:04:40	41.317	11.75
13/06/21	8:04:41	41.317	11.75
13/06/21	8:04:42	41.317	11.75
13/06/21	8:04:43	41.3	11.75
13/06/21	8:04:44	41.317	11.75
13/06/21	8:04:45	41.317	11.75
13/06/21	8:04:46	41.317	11.75
13/06/21	8:04:47	41.3	11.75
13/06/21	8:04:48	41.317	11.75
13/06/21	8:04:49	41.317	11.75
13/06/21	8:04:50	41.317	11.75
13/06/21	8:04:51	41.317	11.75
13/06/21	8:04:52	41.317	11.75
13/06/21	8:04:53	41.3	11.75
13/06/21	8:04:54	41.317	11.75
13/06/21	8:04:55	41.317	11.75
13/06/21	8:04:56	41.317	11.75
13/06/21	8:04:57	41.317	11.75
13/06/21	8:04:58	41.317	11.75
13/06/21	8:04:59	41.317	11.75
13/06/21	8:05:00	41.317	11.75
13/06/21	8:05:01	41.317	11.75
13/06/21	8:05:02	41.317	11.75
13/06/21	8:05:03	41.317	11.75
13/06/21	8:05:04	41.317	11.75
13/06/21	8:05:05	41.419	11.75
13/06/21	8:05:06	41.317	11.75
13/06/21	8:05:07	41.283	11.75
13/06/21	8:05:08	41.487	11.75
13/06/21	8:05:09	41.368	11.75
13/06/21	8:05:10	42.863	11.75
13/06/21	8:05:11	43.152	11.75
13/06/21	8:05:12	43.39	11.75
13/06/21	8:05:13	43.016	11.75
13/06/21	8:05:14	42.251	11.75
13/06/21	8:05:15	42.166	11.75
13/06/21	8:05:16	42.659	11.75
13/06/21	8:05:17	41.912	11.75
13/06/21	8:05:18	41.827	11.75
13/06/21	8:05:19	41.946	11.75
13/06/21	8:05:20	41.844	11.75
13/06/21	8:05:21	41.725	11.75
13/06/21	8:05:22	41.691	11.75
13/06/21	8:05:23	41.657	11.75
13/06/21	8:05:24	41.623	11.75
13/06/21	8:05:25	41.606	11.75
13/06/21	8:05:26	41.589	11.75

13/06/21	8:05:27	41.555	11.75
13/06/21	8:05:28	41.538	11.75
13/06/21	8:05:29	41.521	11.75
13/06/21	8:05:30	41.521	11.75
13/06/21	8:05:31	41.487	11.75
13/06/21	8:05:32	41.47	11.75
13/06/21	8:05:33	41.47	11.75
13/06/21	8:05:34	41.453	11.75
13/06/21	8:05:35	41.453	11.75
13/06/21	8:05:36	41.453	11.75
13/06/21	8:05:37	41.436	11.75
13/06/21	8:05:38	41.436	11.75
13/06/21	8:05:39	41.436	11.75
13/06/21	8:05:40	41.419	11.75
13/06/21	8:05:41	41.419	11.75
13/06/21	8:05:42	41.419	11.75
13/06/21	8:05:43	41.419	11.75
13/06/21	8:05:44	41.419	11.75
13/06/21	8:05:45	41.402	11.75
13/06/21	8:05:46	41.402	11.75
13/06/21	8:05:47	41.402	11.75
13/06/21	8:05:48	41.402	11.75
13/06/21	8:05:49	41.402	11.69
13/06/21	8:05:50	41.385	11.75
13/06/21	8:05:51	41.385	11.75
13/06/21	8:05:52	41.385	11.75
13/06/21	8:05:53	41.385	11.69
13/06/21	8:05:54	41.385	11.75
13/06/21	8:05:55	41.385	11.75
13/06/21	8:05:56	41.385	11.69
13/06/21	8:05:57	41.385	11.69
13/06/21	8:05:58	41.385	11.69
13/06/21	8:05:59	41.385	11.69
13/06/21	8:06:00	41.385	11.75
13/06/21	8:06:01	41.385	11.69
13/06/21	8:06:02	41.385	11.69
13/06/21	8:06:03	41.385	11.69
13/06/21	8:06:04	41.385	11.69
13/06/21	8:06:05	41.385	11.69
13/06/21	8:06:06	41.385	11.69
13/06/21	8:06:07	41.385	11.69
13/06/21	8:06:08	41.368	11.69
13/06/21	8:06:09	41.368	11.75
13/06/21	8:06:10	41.368	11.69
13/06/21	8:06:11	41.368	11.69
13/06/21	8:06:12	41.368	11.69
13/06/21	8:06:13	41.368	11.69
13/06/21	8:06:14	41.368	11.69
13/06/21	8:06:15	41.368	11.69
13/06/21	8:06:16	41.368	11.69
13/06/21	8:06:17	41.368	11.69
13/06/21	8:06:18	41.368	11.69
13/06/21	8:06:19	41.368	11.69
13/06/21	8:06:20	41.368	11.69
13/06/21	8:06:21	41.368	11.69
13/06/21	8:06:22	41.368	11.69
13/06/21	8:06:23	41.368	11.69
13/06/21	8:06:24	41.368	11.69
13/06/21	8:06:25	41.368	11.69
13/06/21	8:06:26	41.368	11.69
13/06/21	8:06:27	41.368	11.69
13/06/21	8:06:28	41.368	11.69
13/06/21	8:06:29	41.368	11.69
13/06/21	8:06:30	41.368	11.69
13/06/21	8:06:31	41.368	11.69
13/06/21	8:06:32	41.351	11.69

13/06/21	8:06:33	41.368	11.69
13/06/21	8:06:34	41.368	11.69
13/06/21	8:06:35	41.351	11.69
13/06/21	8:06:36	41.368	11.69
13/06/21	8:06:37	41.351	11.69
13/06/21	8:06:38	41.351	11.69
13/06/21	8:06:39	41.351	11.69
13/06/21	8:06:40	41.351	11.69
13/06/21	8:06:41	41.351	11.69
13/06/21	8:06:42	41.351	11.69
13/06/21	8:06:43	41.351	11.69
13/06/21	8:06:44	41.351	11.69
13/06/21	8:06:45	41.351	11.69
13/06/21	8:06:46	41.351	11.69
13/06/21	8:06:47	41.351	11.69
13/06/21	8:06:48	41.351	11.69
13/06/21	8:06:49	41.351	11.69
13/06/21	8:06:50	41.351	11.69
13/06/21	8:06:51	41.351	11.69
13/06/21	8:06:52	41.351	11.69
13/06/21	8:06:53	41.351	11.69
13/06/21	8:06:54	41.351	11.69
13/06/21	8:06:55	41.351	11.69
13/06/21	8:06:56	41.351	11.69
13/06/21	8:06:57	41.351	11.69
13/06/21	8:06:58	41.351	11.69
13/06/21	8:06:59	41.351	11.69
13/06/21	8:07:00	41.351	11.69
13/06/21	8:07:01	41.351	11.69
13/06/21	8:07:02	41.351	11.69
13/06/21	8:07:03	41.351	11.69
13/06/21	8:07:04	41.351	11.69
13/06/21	8:07:05	41.351	11.69
13/06/21	8:07:06	41.351	11.69
13/06/21	8:07:07	41.351	11.69
13/06/21	8:07:08	41.351	11.69
13/06/21	8:07:09	41.351	11.69
13/06/21	8:07:10	41.351	11.69
13/06/21	8:07:11	41.351	11.69
13/06/21	8:07:12	41.351	11.69
13/06/21	8:07:13	41.351	11.69
13/06/21	8:07:14	41.351	11.69
13/06/21	8:07:15	41.351	11.69
13/06/21	8:07:16	41.351	11.69
13/06/21	8:07:17	41.351	11.69
13/06/21	8:07:18	41.351	11.69
13/06/21	8:07:19	41.351	11.69
13/06/21	8:07:20	41.351	11.69
13/06/21	8:07:21	41.351	11.69
13/06/21	8:07:22	41.351	11.69
13/06/21	8:07:23	41.351	11.69
13/06/21	8:07:24	41.351	11.69
13/06/21	8:07:25	41.351	11.69
13/06/21	8:07:26	41.351	11.69
13/06/21	8:07:27	41.351	11.69
13/06/21	8:07:28	41.351	11.69
13/06/21	8:07:29	41.351	11.69
13/06/21	8:07:30	41.351	11.69
13/06/21	8:07:31	41.351	11.69
13/06/21	8:07:32	41.351	11.69
13/06/21	8:07:33	41.351	11.69
13/06/21	8:07:34	41.351	11.69
13/06/21	8:07:35	41.351	11.69
13/06/21	8:07:36	41.351	11.69
13/06/21	8:07:37	41.351	11.69
13/06/21	8:07:38	41.351	11.69

13/06/21	8:07:39	41.351	11.69
13/06/21	8:07:40	41.351	11.69
13/06/21	8:07:41	41.351	11.69
13/06/21	8:07:42	41.351	11.69
13/06/21	8:07:43	41.351	11.69
13/06/21	8:07:44	41.351	11.69
13/06/21	8:07:45	41.351	11.69
13/06/21	8:07:46	41.351	11.69
13/06/21	8:07:47	41.351	11.69
13/06/21	8:07:48	41.351	11.69
13/06/21	8:07:49	41.351	11.69
13/06/21	8:07:50	41.351	11.69
13/06/21	8:07:51	41.351	11.69
13/06/21	8:07:52	41.351	11.69
13/06/21	8:07:53	41.351	11.69
13/06/21	8:07:54	41.334	11.69
13/06/21	8:07:55	41.351	11.69
13/06/21	8:07:56	41.351	11.69
13/06/21	8:07:57	41.351	11.69
13/06/21	8:07:58	41.351	11.69
13/06/21	8:07:59	41.351	11.69
13/06/21	8:08:00	41.351	11.69
13/06/21	8:08:01	41.351	11.69
13/06/21	8:08:02	41.351	11.69
13/06/21	8:08:03	41.351	11.69
13/06/21	8:08:04	41.351	11.69
13/06/21	8:08:05	41.351	11.69
13/06/21	8:08:06	41.351	11.69
13/06/21	8:08:07	41.351	11.69
13/06/21	8:08:08	41.351	11.69
13/06/21	8:08:09	41.351	11.69
13/06/21	8:08:10	41.351	11.69
13/06/21	8:08:11	41.351	11.69
13/06/21	8:08:12	41.351	11.69
13/06/21	8:08:13	41.351	11.69
13/06/21	8:08:14	41.351	11.69
13/06/21	8:08:15	41.351	11.69
13/06/21	8:08:16	41.351	11.69
13/06/21	8:08:17	41.351	11.69
13/06/21	8:08:18	41.368	11.69
13/06/21	8:08:19	41.351	11.69
13/06/21	8:08:20	41.334	11.69
13/06/21	8:08:21	41.351	11.69
13/06/21	8:08:22	41.351	11.69
13/06/21	8:08:23	41.334	11.69
13/06/21	8:08:24	41.334	11.69
13/06/21	8:08:25	41.351	11.69
13/06/21	8:08:26	41.334	11.69
13/06/21	8:08:27	41.334	11.69
13/06/21	8:08:28	41.334	11.69
13/06/21	8:08:29	41.334	11.69
13/06/21	8:08:30	41.351	11.69
13/06/21	8:08:31	41.351	11.69
13/06/21	8:08:32	41.334	11.69
13/06/21	8:08:33	41.334	11.69
13/06/21	8:08:34	41.334	11.69
13/06/21	8:08:35	41.351	11.69
13/06/21	8:08:36	41.334	11.69
13/06/21	8:08:37	41.351	11.69
13/06/21	8:08:38	41.334	11.69
13/06/21	8:08:39	41.351	11.69
13/06/21	8:08:40	41.351	11.69
13/06/21	8:08:41	41.334	11.69
13/06/21	8:08:42	41.351	11.69
13/06/21	8:08:43	41.351	11.69
13/06/21	8:08:44	41.334	11.69

13/06/21	8:08:45	41.334	11.69
13/06/21	8:08:46	41.351	11.69
13/06/21	8:08:47	41.351	11.69
13/06/21	8:08:48	41.334	11.69
13/06/21	8:08:49	41.351	11.69
13/06/21	8:08:50	41.351	11.69
13/06/21	8:08:51	41.351	11.69
13/06/21	8:08:52	41.334	11.69
13/06/21	8:08:53	41.334	11.69
13/06/21	8:08:54	41.334	11.69
13/06/21	8:08:55	41.351	11.69
13/06/21	8:08:56	41.351	11.69
13/06/21	8:08:57	41.351	11.69
13/06/21	8:08:58	41.351	11.69
13/06/21	8:08:59	41.334	11.69
13/06/21	8:09:00	41.334	11.69
13/06/21	8:09:01	41.351	11.69
13/06/21	8:09:02	41.334	11.69
13/06/21	8:09:03	41.334	11.69
13/06/21	8:09:04	41.351	11.69
13/06/21	8:09:05	41.334	11.69
13/06/21	8:09:06	41.351	11.69
13/06/21	8:09:07	41.334	11.69
13/06/21	8:09:08	41.351	11.69
13/06/21	8:09:09	41.351	11.69
13/06/21	8:09:10	41.351	11.69
13/06/21	8:09:11	41.334	11.69
13/06/21	8:09:12	41.334	11.69
13/06/21	8:09:13	41.351	11.69
13/06/21	8:09:14	41.334	11.69
13/06/21	8:09:15	41.334	11.69
13/06/21	8:09:16	41.334	11.69
13/06/21	8:09:17	41.351	11.69
13/06/21	8:09:18	41.334	11.69
13/06/21	8:09:19	41.351	11.69
13/06/21	8:09:20	41.334	11.69
13/06/21	8:09:21	41.334	11.69
13/06/21	8:09:22	41.351	11.69
13/06/21	8:09:23	41.334	11.69
13/06/21	8:09:24	41.334	11.69
13/06/21	8:09:25	41.334	11.69
13/06/21	8:09:26	41.334	11.69
13/06/21	8:09:27	41.351	11.69
13/06/21	8:09:28	41.334	11.69
13/06/21	8:09:29	41.351	11.69
13/06/21	8:09:30	41.334	11.69
13/06/21	8:09:31	41.351	11.69
13/06/21	8:09:32	41.334	11.69
13/06/21	8:09:33	41.334	11.69
13/06/21	8:09:34	41.334	11.69
13/06/21	8:09:35	41.334	11.69
13/06/21	8:09:36	41.334	11.69
13/06/21	8:09:37	41.334	11.69
13/06/21	8:09:38	41.334	11.69
13/06/21	8:09:39	41.334	11.69
13/06/21	8:09:40	41.351	11.63
13/06/21	8:09:41	41.334	11.69
13/06/21	8:09:42	41.334	11.69
13/06/21	8:09:43	41.334	11.69
13/06/21	8:09:44	41.334	11.69
13/06/21	8:09:45	41.351	11.69
13/06/21	8:09:46	41.334	11.69
13/06/21	8:09:47	41.334	11.69
13/06/21	8:09:48	41.334	11.69
13/06/21	8:09:49	41.334	11.69
13/06/21	8:09:50	41.334	11.63

13/06/21	8:09:51	41.334	11.63
13/06/21	8:09:52	41.334	11.69
13/06/21	8:09:53	41.351	11.63
13/06/21	8:09:54	41.334	11.69
13/06/21	8:09:55	41.334	11.69
13/06/21	8:09:56	41.334	11.69
13/06/21	8:09:57	41.334	11.69
13/06/21	8:09:58	41.334	11.69
13/06/21	8:09:59	41.334	11.63
13/06/21	8:10:00	41.334	11.63
13/06/21	8:10:01	41.334	11.69
13/06/21	8:10:02	41.334	11.63
13/06/21	8:10:03	41.334	11.63
13/06/21	8:10:04	41.334	11.63
13/06/21	8:10:05	41.334	11.63
13/06/21	8:10:06	41.334	11.69
13/06/21	8:10:07	41.334	11.69
13/06/21	8:10:08	41.334	11.63
13/06/21	8:10:09	41.334	11.63
13/06/21	8:10:10	41.334	11.63
13/06/21	8:10:11	41.351	11.63
13/06/21	8:10:12	41.334	11.63
13/06/21	8:10:13	41.334	11.63
13/06/21	8:10:14	41.334	11.63
13/06/21	8:10:15	41.334	11.63
13/06/21	8:10:16	41.334	11.63
13/06/21	8:10:17	41.334	11.63
13/06/21	8:10:18	41.334	11.69
13/06/21	8:10:19	41.334	11.63
13/06/21	8:10:20	41.334	11.63
13/06/21	8:10:21	41.334	11.63
13/06/21	8:10:22	41.334	11.63
13/06/21	8:10:23	41.334	11.63
13/06/21	8:10:24	41.334	11.63
13/06/21	8:10:25	41.334	11.69
13/06/21	8:10:26	41.334	11.63
13/06/21	8:10:27	41.334	11.63
13/06/21	8:10:28	41.334	11.63
13/06/21	8:10:29	41.334	11.63
13/06/21	8:10:30	41.334	11.63
13/06/21	8:10:31	41.334	11.63
13/06/21	8:10:32	41.334	11.63
13/06/21	8:10:33	41.334	11.63
13/06/21	8:10:34	41.334	11.69
13/06/21	8:10:35	41.334	11.63
13/06/21	8:10:36	41.334	11.63
13/06/21	8:10:37	41.334	11.63
13/06/21	8:10:38	41.334	11.63
13/06/21	8:10:39	41.334	11.63
13/06/21	8:10:40	41.334	11.63
13/06/21	8:10:41	41.334	11.63
13/06/21	8:10:42	41.334	11.63
13/06/21	8:10:43	41.334	11.63
13/06/21	8:10:44	41.334	11.63
13/06/21	8:10:45	41.334	11.69
13/06/21	8:10:46	41.334	11.63
13/06/21	8:10:47	41.334	11.63
13/06/21	8:10:48	41.334	11.63
13/06/21	8:10:49	41.334	11.63
13/06/21	8:10:50	41.334	11.63
13/06/21	8:10:51	41.334	11.63
13/06/21	8:10:52	41.351	11.63
13/06/21	8:10:53	41.334	11.63
13/06/21	8:10:54	41.334	11.63
13/06/21	8:10:55	41.334	11.63
13/06/21	8:10:56	41.334	11.63

13/06/21	8:10:57	41.334	11.63
13/06/21	8:10:58	41.334	11.63
13/06/21	8:10:59	41.334	11.63
13/06/21	8:11:00	41.334	11.63
13/06/21	8:11:01	41.334	11.63
13/06/21	8:11:02	41.334	11.63
13/06/21	8:11:03	41.334	11.63
13/06/21	8:11:04	41.334	11.63
13/06/21	8:11:05	41.334	11.63
13/06/21	8:11:06	41.334	11.63
13/06/21	8:11:07	41.334	11.63
13/06/21	8:11:08	41.334	11.63
13/06/21	8:11:09	41.334	11.63
13/06/21	8:11:10	41.334	11.63
13/06/21	8:11:11	41.334	11.63
13/06/21	8:11:12	41.334	11.63
13/06/21	8:11:13	41.334	11.63
13/06/21	8:11:14	41.334	11.63
13/06/21	8:11:15	41.334	11.63
13/06/21	8:11:16	41.334	11.63
13/06/21	8:11:17	41.334	11.63
13/06/21	8:11:18	41.334	11.63
13/06/21	8:11:19	41.334	11.63
13/06/21	8:11:20	41.334	11.63
13/06/21	8:11:21	41.334	11.63
13/06/21	8:11:22	41.334	11.63
13/06/21	8:11:23	41.334	11.63
13/06/21	8:11:24	41.334	11.63
13/06/21	8:11:25	41.334	11.63
13/06/21	8:11:26	41.334	11.63
13/06/21	8:11:27	41.334	11.63
13/06/21	8:11:28	41.334	11.63
13/06/21	8:11:29	41.334	11.63
13/06/21	8:11:30	41.334	11.63
13/06/21	8:11:31	41.334	11.63
13/06/21	8:11:32	41.334	11.63
13/06/21	8:11:33	41.334	11.63
13/06/21	8:11:34	41.334	11.63
13/06/21	8:11:35	41.334	11.63
13/06/21	8:11:36	41.334	11.63
13/06/21	8:11:37	40.96	11.63
13/06/21	8:11:38	40.315	11.63
13/06/21	8:11:39	39.754	11.63
13/06/21	8:11:40	39.992	11.63
13/06/21	8:11:41	40.179	11.63
13/06/21	8:11:42	40.332	11.63
13/06/21	8:11:43	40.451	11.63
13/06/21	8:11:44	40.535	11.63
13/06/21	8:11:45	40.637	11.63
13/06/21	8:11:46	40.722	11.63
13/06/21	8:11:47	40.773	11.63
13/06/21	8:11:48	40.841	11.63
13/06/21	8:11:49	40.892	11.63
13/06/21	8:11:50	40.926	11.63
13/06/21	8:11:51	40.994	11.63
13/06/21	8:11:52	40.994	11.63
13/06/21	8:11:53	41.045	11.63
13/06/21	8:11:54	41.062	11.63
13/06/21	8:11:55	41.079	11.63
13/06/21	8:11:56	41.096	11.63
13/06/21	8:11:57	41.113	11.63
13/06/21	8:11:58	41.13	11.63
13/06/21	8:11:59	41.147	11.63
13/06/21	8:12:00	41.164	11.63
13/06/21	8:12:01	41.181	11.63
13/06/21	8:12:02	41.181	11.63

13/06/21	8:12:03	41.181	11.63
13/06/21	8:12:04	41.198	11.63
13/06/21	8:12:05	41.198	11.63
13/06/21	8:12:06	41.215	11.63
13/06/21	8:12:07	41.215	11.63
13/06/21	8:12:08	41.215	11.63
13/06/21	8:12:09	41.215	11.63
13/06/21	8:12:10	41.232	11.63
13/06/21	8:12:11	41.232	11.63
13/06/21	8:12:12	41.232	11.63
13/06/21	8:12:13	41.232	11.63
13/06/21	8:12:14	41.249	11.63
13/06/21	8:12:15	41.249	11.63
13/06/21	8:12:16	41.249	11.63
13/06/21	8:12:17	41.249	11.63
13/06/21	8:12:18	41.249	11.63
13/06/21	8:12:19	41.249	11.63
13/06/21	8:12:20	41.249	11.63
13/06/21	8:12:21	41.249	11.63
13/06/21	8:12:22	41.249	11.63
13/06/21	8:12:23	41.249	11.63
13/06/21	8:12:24	41.249	11.63
13/06/21	8:12:25	41.266	11.63
13/06/21	8:12:26	41.266	11.63
13/06/21	8:12:27	41.266	11.63
13/06/21	8:12:28	41.266	11.63
13/06/21	8:12:29	41.266	11.63
13/06/21	8:12:30	41.266	11.63
13/06/21	8:12:31	41.266	11.63
13/06/21	8:12:32	41.266	11.63
13/06/21	8:12:33	41.266	11.63
13/06/21	8:12:34	41.266	11.63
13/06/21	8:12:35	41.266	11.63
13/06/21	8:12:36	41.266	11.63
13/06/21	8:12:37	41.266	11.63
13/06/21	8:12:38	41.266	11.63
13/06/21	8:12:39	41.266	11.63
13/06/21	8:12:40	41.266	11.63
13/06/21	8:12:41	41.266	11.63
13/06/21	8:12:42	41.266	11.63
13/06/21	8:12:43	41.283	11.63
13/06/21	8:12:44	41.283	11.63
13/06/21	8:12:45	41.266	11.63
13/06/21	8:12:46	41.266	11.63
13/06/21	8:12:47	41.283	11.63
13/06/21	8:12:48	41.283	11.63
13/06/21	8:12:49	41.283	11.63
13/06/21	8:12:50	41.266	11.63
13/06/21	8:12:51	41.283	11.63
13/06/21	8:12:52	41.283	11.63
13/06/21	8:12:53	41.283	11.63
13/06/21	8:12:54	41.283	11.63
13/06/21	8:12:55	41.283	11.63
13/06/21	8:12:56	41.283	11.63
13/06/21	8:12:57	41.283	11.63
13/06/21	8:12:58	41.283	11.63
13/06/21	8:12:59	41.283	11.63
13/06/21	8:13:00	41.283	11.63
13/06/21	8:13:01	41.283	11.63
13/06/21	8:13:02	41.283	11.63
13/06/21	8:13:03	41.283	11.63
13/06/21	8:13:04	41.283	11.63
13/06/21	8:13:05	41.283	11.63
13/06/21	8:13:06	41.283	11.63
13/06/21	8:13:07	41.283	11.63
13/06/21	8:13:08	41.283	11.63

13/06/21	8:13:09	41.283	11.63
13/06/21	8:13:10	41.283	11.63
13/06/21	8:13:11	41.283	11.63
13/06/21	8:13:12	41.283	11.63
13/06/21	8:13:13	41.283	11.63
13/06/21	8:13:14	41.283	11.63
13/06/21	8:13:15	41.283	11.63
13/06/21	8:13:16	41.283	11.63
13/06/21	8:13:17	41.283	11.63
13/06/21	8:13:18	41.283	11.63
13/06/21	8:13:19	41.283	11.63
13/06/21	8:13:20	41.283	11.63
13/06/21	8:13:21	41.283	11.63
13/06/21	8:13:22	41.283	11.63
13/06/21	8:13:23	41.283	11.63
13/06/21	8:13:24	41.283	11.63
13/06/21	8:13:25	41.283	11.63
13/06/21	8:13:26	41.283	11.63
13/06/21	8:13:27	41.283	11.63
13/06/21	8:13:28	41.283	11.63
13/06/21	8:13:29	41.283	11.63
13/06/21	8:13:30	41.283	11.63
13/06/21	8:13:31	41.283	11.63
13/06/21	8:13:32	41.283	11.63
13/06/21	8:13:33	41.283	11.63
13/06/21	8:13:34	41.283	11.63
13/06/21	8:13:35	41.283	11.63
13/06/21	8:13:36	41.283	11.63
13/06/21	8:13:37	41.283	11.63
13/06/21	8:13:38	41.283	11.63
13/06/21	8:13:39	41.283	11.63
13/06/21	8:13:40	41.283	11.63
13/06/21	8:13:41	41.283	11.63
13/06/21	8:13:42	41.283	11.63
13/06/21	8:13:43	41.283	11.63
13/06/21	8:13:44	41.283	11.63
13/06/21	8:13:45	41.283	11.63
13/06/21	8:13:46	41.283	11.63
13/06/21	8:13:47	41.283	11.63
13/06/21	8:13:48	41.283	11.63
13/06/21	8:13:49	41.283	11.63
13/06/21	8:13:50	41.283	11.63
13/06/21	8:13:51	41.283	11.63
13/06/21	8:13:52	41.283	11.63
13/06/21	8:13:53	41.283	11.63
13/06/21	8:13:54	41.283	11.63
13/06/21	8:13:55	41.283	11.63
13/06/21	8:13:56	41.283	11.63
13/06/21	8:13:57	41.283	11.63
13/06/21	8:13:58	41.283	11.63
13/06/21	8:13:59	41.283	11.63
13/06/21	8:14:00	41.283	11.63
13/06/21	8:14:01	41.283	11.63
13/06/21	8:14:02	41.283	11.63
13/06/21	8:14:03	41.283	11.63
13/06/21	8:14:04	41.283	11.63
13/06/21	8:14:05	41.283	11.63
13/06/21	8:14:06	41.283	11.63
13/06/21	8:14:07	41.283	11.63
13/06/21	8:14:08	41.283	11.63
13/06/21	8:14:09	41.283	11.63
13/06/21	8:14:10	41.283	11.63
13/06/21	8:14:11	41.283	11.63
13/06/21	8:14:12	41.283	11.63
13/06/21	8:14:13	41.283	11.63
13/06/21	8:14:14	41.283	11.63

13/06/21	8:14:15	41.283	11.63
13/06/21	8:14:16	41.283	11.63
13/06/21	8:14:17	41.283	11.63
13/06/21	8:14:18	41.3	11.63
13/06/21	8:14:19	41.283	11.63
13/06/21	8:14:20	41.283	11.63
13/06/21	8:14:21	41.283	11.63
13/06/21	8:14:22	41.283	11.63
13/06/21	8:14:23	41.283	11.63
13/06/21	8:14:24	41.283	11.63
13/06/21	8:14:25	41.283	11.63
13/06/21	8:14:26	41.3	11.63
13/06/21	8:14:27	41.3	11.63
13/06/21	8:14:28	41.283	11.63
13/06/21	8:14:29	41.283	11.63
13/06/21	8:14:30	41.3	11.63
13/06/21	8:14:31	41.283	11.63
13/06/21	8:14:32	41.283	11.63
13/06/21	8:14:33	41.3	11.63
13/06/21	8:14:34	41.3	11.63
13/06/21	8:14:35	41.283	11.63
13/06/21	8:14:36	41.283	11.63
13/06/21	8:14:37	41.283	11.63
13/06/21	8:14:38	41.3	11.63
13/06/21	8:14:39	41.283	11.63
13/06/21	8:14:40	41.3	11.63
13/06/21	8:14:41	41.3	11.63
13/06/21	8:14:42	41.3	11.63
13/06/21	8:14:43	41.3	11.63
13/06/21	8:14:44	41.283	11.63
13/06/21	8:14:45	41.3	11.63
13/06/21	8:14:46	41.283	11.63
13/06/21	8:14:47	41.3	11.63
13/06/21	8:14:48	41.3	11.63
13/06/21	8:14:49	41.3	11.63
13/06/21	8:14:50	41.3	11.63
13/06/21	8:14:51	41.3	11.63
13/06/21	8:14:52	41.3	11.63
13/06/21	8:14:53	41.3	11.63
13/06/21	8:14:54	41.3	11.63
13/06/21	8:14:55	41.283	11.63
13/06/21	8:14:56	41.3	11.63
13/06/21	8:14:57	41.283	11.63
13/06/21	8:14:58	41.283	11.63
13/06/21	8:14:59	41.3	11.63
13/06/21	8:15:00	41.3	11.63
13/06/21	8:15:01	41.3	11.63
13/06/21	8:15:02	41.3	11.63
13/06/21	8:15:03	41.3	11.63
13/06/21	8:15:04	41.3	11.63
13/06/21	8:15:05	41.3	11.63
13/06/21	8:15:06	41.3	11.63
13/06/21	8:15:07	41.3	11.63
13/06/21	8:15:08	41.283	11.63
13/06/21	8:15:09	41.3	11.63
13/06/21	8:15:10	41.3	11.63
13/06/21	8:15:11	41.3	11.63
13/06/21	8:15:12	41.3	11.63
13/06/21	8:15:13	41.3	11.63
13/06/21	8:15:14	41.3	11.63
13/06/21	8:15:15	41.3	11.63
13/06/21	8:15:16	41.3	11.63
13/06/21	8:15:17	41.3	11.63
13/06/21	8:15:18	41.3	11.63
13/06/21	8:15:19	41.3	11.63
13/06/21	8:15:20	41.3	11.63

13/06/21	8:15:21	41.3	11.63
13/06/21	8:15:22	41.3	11.63
13/06/21	8:15:23	41.3	11.63
13/06/21	8:15:24	41.3	11.63
13/06/21	8:15:25	41.3	11.63
13/06/21	8:15:26	41.3	11.63
13/06/21	8:15:27	41.3	11.63
13/06/21	8:15:28	41.3	11.63
13/06/21	8:15:29	41.3	11.63
13/06/21	8:15:30	41.3	11.63
13/06/21	8:15:31	41.3	11.63
13/06/21	8:15:32	41.3	11.63
13/06/21	8:15:33	41.3	11.63
13/06/21	8:15:34	41.317	11.63
13/06/21	8:15:35	41.3	11.63
13/06/21	8:15:36	41.3	11.63
13/06/21	8:15:37	41.283	11.63
13/06/21	8:15:38	41.3	11.63
13/06/21	8:15:39	41.3	11.63
13/06/21	8:15:40	41.3	11.63
13/06/21	8:15:41	41.3	11.63
13/06/21	8:15:42	41.3	11.63
13/06/21	8:15:43	41.3	11.63
13/06/21	8:15:44	41.3	11.63
13/06/21	8:15:45	41.3	11.63
13/06/21	8:15:46	41.3	11.63
13/06/21	8:15:47	41.3	11.63
13/06/21	8:15:48	41.3	11.63
13/06/21	8:15:49	41.3	11.63
13/06/21	8:15:50	41.3	11.63
13/06/21	8:15:51	41.3	11.63
13/06/21	8:15:52	41.3	11.63
13/06/21	8:15:53	41.3	11.63
13/06/21	8:15:54	41.3	11.63
13/06/21	8:15:55	41.3	11.63
13/06/21	8:15:56	41.3	11.63
13/06/21	8:15:57	41.3	11.63
13/06/21	8:15:58	41.3	11.63
13/06/21	8:15:59	41.3	11.63
13/06/21	8:16:00	41.3	11.63
13/06/21	8:16:01	41.3	11.63
13/06/21	8:16:02	41.3	11.63
13/06/21	8:16:03	41.3	11.63
13/06/21	8:16:04	41.3	11.63
13/06/21	8:16:05	41.3	11.63
13/06/21	8:16:06	41.3	11.63
13/06/21	8:16:07	41.3	11.63
13/06/21	8:16:08	41.3	11.63
13/06/21	8:16:09	41.3	11.63
13/06/21	8:16:10	41.3	11.63
13/06/21	8:16:11	41.3	11.63
13/06/21	8:16:12	41.3	11.63
13/06/21	8:16:13	41.3	11.63
13/06/21	8:16:14	41.3	11.63
13/06/21	8:16:15	41.3	11.63
13/06/21	8:16:16	41.3	11.63
13/06/21	8:16:17	41.3	11.63
13/06/21	8:16:18	41.3	11.63
13/06/21	8:16:19	41.3	11.63
13/06/21	8:16:20	41.3	11.63
13/06/21	8:16:21	41.3	11.63
13/06/21	8:16:22	41.096	11.63
13/06/21	8:16:23	41.198	11.63
13/06/21	8:16:24	41.487	11.63
13/06/21	8:16:25	41.487	11.63
13/06/21	8:16:26	41.504	11.63

13/06/21	8:16:27	41.504	11.63
13/06/21	8:16:28	41.504	11.63
13/06/21	8:16:29	41.504	11.63
13/06/21	8:16:30	41.504	11.63
13/06/21	8:16:31	41.504	11.63
13/06/21	8:16:32	41.504	11.63
13/06/21	8:16:33	41.504	11.63
13/06/21	8:16:34	41.504	11.63
13/06/21	8:16:35	41.504	11.63
13/06/21	8:16:36	41.181	11.63
13/06/21	8:16:37	40.688	11.63
13/06/21	8:16:38	38.633	11.63
13/06/21	8:16:39	38.157	11.63
13/06/21	8:16:40	38.123	11.63
13/06/21	8:16:41	38.123	11.63
13/06/21	8:16:42	38.208	11.63
13/06/21	8:16:43	38.157	11.63
13/06/21	8:16:44	38.208	11.63
13/06/21	8:16:45	38.055	11.63
13/06/21	8:16:46	36.696	11.63
13/06/21	8:16:47	36.713	11.63
13/06/21	8:16:48	34.623	11.63
13/06/21	8:16:49	34.419	11.63
13/06/21	8:16:50	34.233	11.63
13/06/21	8:16:51	34.046	11.63
13/06/21	8:16:52	34.046	11.63
13/06/21	8:16:53	34.029	11.63
13/06/21	8:16:54	34.046	11.63
13/06/21	8:16:55	34.046	11.63
13/06/21	8:16:56	34.063	11.63
13/06/21	8:16:57	34.063	11.63
13/06/21	8:16:58	34.063	11.69
13/06/21	8:16:59	34.063	11.69
13/06/21	8:17:00	34.063	11.69
13/06/21	8:17:01	34.063	11.69
13/06/21	8:17:02	34.063	11.69
13/06/21	8:17:03	34.046	11.69
13/06/21	8:17:04	34.063	11.69
13/06/21	8:17:05	34.063	11.69
13/06/21	8:17:06	34.063	11.75
13/06/21	8:17:07	34.063	11.75
13/06/21	8:17:08	34.046	11.75
13/06/21	8:17:09	34.046	11.75
13/06/21	8:17:10	34.046	11.75
13/06/21	8:17:11	34.046	11.75
13/06/21	8:17:12	34.046	11.75
13/06/21	8:17:13	34.046	11.81
13/06/21	8:17:14	34.046	11.81
13/06/21	8:17:15	34.046	11.81
13/06/21	8:17:16	34.046	11.81
13/06/21	8:17:17	34.029	11.81
13/06/21	8:17:18	34.046	11.81
13/06/21	8:17:19	34.046	11.88
13/06/21	8:17:20	34.029	11.88
13/06/21	8:17:21	34.046	11.88
13/06/21	8:17:22	34.046	11.88
13/06/21	8:17:23	34.029	11.88
13/06/21	8:17:24	34.029	11.94
13/06/21	8:17:25	34.046	11.94
13/06/21	8:17:26	34.046	11.94
13/06/21	8:17:27	34.046	11.94
13/06/21	8:17:28	34.046	11.94
13/06/21	8:17:29	34.046	11.94
13/06/21	8:17:30	34.029	12
13/06/21	8:17:31	34.046	12
13/06/21	8:17:32	34.046	12

13/06/21	8:17:33	34.046	12
13/06/21	8:17:34	34.046	12
13/06/21	8:17:35	34.046	12.06
13/06/21	8:17:36	34.046	12.06
13/06/21	8:17:37	34.046	12.06
13/06/21	8:17:38	34.046	12.06
13/06/21	8:17:39	34.046	12.06
13/06/21	8:17:40	34.046	12.13
13/06/21	8:17:41	34.046	12.13
13/06/21	8:17:42	34.046	12.13
13/06/21	8:17:43	34.029	12.13
13/06/21	8:17:44	34.046	12.13
13/06/21	8:17:45	34.046	12.19
13/06/21	8:17:46	34.436	12.19
13/06/21	8:17:47	35.014	12.19
13/06/21	8:17:48	35.031	12.19
13/06/21	8:17:49	35.031	12.25
13/06/21	8:17:50	35.031	12.25
13/06/21	8:17:51	35.031	12.25
13/06/21	8:17:52	35.031	12.25
13/06/21	8:17:53	35.031	12.31
13/06/21	8:17:54	35.031	12.31
13/06/21	8:17:55	35.031	12.31
13/06/21	8:17:56	35.031	12.38
13/06/21	8:17:57	35.031	12.38
13/06/21	8:17:58	35.031	12.44
13/06/21	8:17:59	35.031	12.44
13/06/21	8:18:00	35.031	12.44
13/06/21	8:18:01	35.031	12.5
13/06/21	8:18:02	35.031	12.5
13/06/21	8:18:03	35.031	12.56
13/06/21	8:18:04	35.031	12.56
13/06/21	8:18:05	35.031	12.56
13/06/21	8:18:06	35.031	12.63
13/06/21	8:18:07	35.031	12.63
13/06/21	8:18:08	35.031	12.69
13/06/21	8:18:09	35.031	12.69
13/06/21	8:18:10	35.031	12.75
13/06/21	8:18:11	35.031	12.75
13/06/21	8:18:12	35.031	12.81
13/06/21	8:18:13	35.031	12.81
13/06/21	8:18:14	35.031	12.88
13/06/21	8:18:15	35.031	12.88
13/06/21	8:18:16	35.031	12.94
13/06/21	8:18:17	35.031	12.94
13/06/21	8:18:18	35.031	13
13/06/21	8:18:19	35.031	13
13/06/21	8:18:20	35.031	13.06
13/06/21	8:18:21	35.031	13.06
13/06/21	8:18:22	35.031	13.13
13/06/21	8:18:23	35.031	13.13
13/06/21	8:18:24	35.031	13.19
13/06/21	8:18:25	35.031	13.19
13/06/21	8:18:26	35.031	13.25
13/06/21	8:18:27	35.031	13.25
13/06/21	8:18:28	35.031	13.25
13/06/21	8:18:29	35.031	13.31
13/06/21	8:18:30	35.031	13.31
13/06/21	8:18:31	35.031	13.38
13/06/21	8:18:32	35.031	13.38
13/06/21	8:18:33	35.031	13.44
13/06/21	8:18:34	35.031	13.44
13/06/21	8:18:35	35.031	13.5
13/06/21	8:18:36	35.031	13.5
13/06/21	8:18:37	35.031	13.56
13/06/21	8:18:38	35.031	13.56

13/06/21	8:18:39	35.031	13.63
13/06/21	8:18:40	35.031	13.63
13/06/21	8:18:41	35.031	13.69
13/06/21	8:18:42	35.031	13.69
13/06/21	8:18:43	35.031	13.75
13/06/21	8:18:44	35.031	13.75
13/06/21	8:18:45	35.031	13.81
13/06/21	8:18:46	35.031	13.81
13/06/21	8:18:47	35.031	13.81
13/06/21	8:18:48	35.031	13.88
13/06/21	8:18:49	35.031	13.88
13/06/21	8:18:50	35.031	13.94
13/06/21	8:18:51	35.031	13.94
13/06/21	8:18:52	35.031	14
13/06/21	8:18:53	35.031	14
13/06/21	8:18:54	35.031	14.06
13/06/21	8:18:55	35.031	14.06
13/06/21	8:18:56	35.031	14.06
13/06/21	8:18:57	35.031	14.13
13/06/21	8:18:58	35.031	14.13
13/06/21	8:18:59	35.031	14.19
13/06/21	8:19:00	35.031	14.19
13/06/21	8:19:01	35.014	14.25
13/06/21	8:19:02	35.031	14.25
13/06/21	8:19:03	35.031	14.25
13/06/21	8:19:04	35.031	14.31
13/06/21	8:19:05	35.031	14.31
13/06/21	8:19:06	35.031	14.38
13/06/21	8:19:07	35.031	14.38
13/06/21	8:19:08	35.031	14.38
13/06/21	8:19:09	35.031	14.44
13/06/21	8:19:10	35.031	14.44
13/06/21	8:19:11	35.031	14.44
13/06/21	8:19:12	35.031	14.5
13/06/21	8:19:13	35.031	14.5
13/06/21	8:19:14	35.031	14.56
13/06/21	8:19:15	35.031	14.56
13/06/21	8:19:16	34.776	14.56
13/06/21	8:19:17	34.861	14.63
13/06/21	8:19:18	34.81	14.63
13/06/21	8:19:19	34.929	14.69
13/06/21	8:19:20	35.014	14.69
13/06/21	8:19:21	34.946	14.69
13/06/21	8:19:22	33.978	14.75
13/06/21	8:19:23	34.963	14.75
13/06/21	8:19:24	34.98	14.75
13/06/21	8:19:25	34.963	14.81
13/06/21	8:19:26	34.963	14.81
13/06/21	8:19:27	33.995	14.81
13/06/21	8:19:28	34.029	14.88
13/06/21	8:19:29	34.046	14.88
13/06/21	8:19:30	34.046	14.94
13/06/21	8:19:31	34.046	14.94
13/06/21	8:19:32	34.046	14.94
13/06/21	8:19:33	34.029	15
13/06/21	8:19:34	34.029	15
13/06/21	8:19:35	34.029	15
13/06/21	8:19:36	34.029	15.06
13/06/21	8:19:37	34.046	15.06
13/06/21	8:19:38	34.029	15.06
13/06/21	8:19:39	34.046	15.13
13/06/21	8:19:40	34.012	15.13
13/06/21	8:19:41	34.046	15.13
13/06/21	8:19:42	34.046	15.19
13/06/21	8:19:43	34.012	15.19
13/06/21	8:19:44	34.029	15.19

13/06/21	8:19:45	34.046	15.25
13/06/21	8:19:46	34.063	15.25
13/06/21	8:19:47	34.046	15.25
13/06/21	8:19:48	34.046	15.31
13/06/21	8:19:49	34.046	15.31
13/06/21	8:19:50	34.046	15.31
13/06/21	8:19:51	34.029	15.38
13/06/21	8:19:52	34.046	15.38
13/06/21	8:19:53	34.046	15.44
13/06/21	8:19:54	34.046	15.44
13/06/21	8:19:55	34.046	15.44
13/06/21	8:19:56	34.046	15.5
13/06/21	8:19:57	34.046	15.5
13/06/21	8:19:58	34.046	15.5
13/06/21	8:19:59	34.046	15.56
13/06/21	8:20:00	34.046	15.56
13/06/21	8:20:01	34.046	15.56
13/06/21	8:20:02	34.046	15.63
13/06/21	8:20:03	34.046	15.63
13/06/21	8:20:04	34.046	15.63
13/06/21	8:20:05	34.046	15.69
13/06/21	8:20:06	34.046	15.69
13/06/21	8:20:07	34.046	15.69
13/06/21	8:20:08	34.046	15.75
13/06/21	8:20:09	34.046	15.75
13/06/21	8:20:10	34.046	15.75
13/06/21	8:20:11	34.046	15.81
13/06/21	8:20:12	34.046	15.81
13/06/21	8:20:13	34.046	15.81
13/06/21	8:20:14	34.046	15.88
13/06/21	8:20:15	34.046	15.88
13/06/21	8:20:16	34.046	15.88
13/06/21	8:20:17	34.046	15.94
13/06/21	8:20:18	34.046	15.94
13/06/21	8:20:19	34.046	15.94
13/06/21	8:20:20	34.046	16
13/06/21	8:20:21	34.046	16
13/06/21	8:20:22	34.046	16
13/06/21	8:20:23	34.046	16.06
13/06/21	8:20:24	34.046	16.06
13/06/21	8:20:25	34.046	16.06
13/06/21	8:20:26	34.046	16.06
13/06/21	8:20:27	34.046	16.13
13/06/21	8:20:28	34.046	16.13
13/06/21	8:20:29	34.046	16.13
13/06/21	8:20:30	34.046	16.19
13/06/21	8:20:31	34.046	16.19
13/06/21	8:20:32	34.046	16.19
13/06/21	8:20:33	34.046	16.25
13/06/21	8:20:34	34.046	16.25
13/06/21	8:20:35	34.046	16.25
13/06/21	8:20:36	34.046	16.25
13/06/21	8:20:37	34.046	16.31
13/06/21	8:20:38	34.046	16.31
13/06/21	8:20:39	34.046	16.31
13/06/21	8:20:40	34.046	16.31
13/06/21	8:20:41	34.046	16.38
13/06/21	8:20:42	34.046	16.38
13/06/21	8:20:43	34.046	16.38
13/06/21	8:20:44	34.046	16.44
13/06/21	8:20:45	34.046	16.44
13/06/21	8:20:46	34.046	16.44
13/06/21	8:20:47	34.046	16.44
13/06/21	8:20:48	34.046	16.5
13/06/21	8:20:49	34.046	16.5
13/06/21	8:20:50	34.046	16.5

13/06/21	8:20:51	34.046	16.5
13/06/21	8:20:52	34.046	16.56
13/06/21	8:20:53	34.046	16.56
13/06/21	8:20:54	34.046	16.56
13/06/21	8:20:55	34.046	16.56
13/06/21	8:20:56	34.046	16.63
13/06/21	8:20:57	34.046	16.63
13/06/21	8:20:58	34.046	16.63
13/06/21	8:20:59	34.046	16.63
13/06/21	8:21:00	34.046	16.69
13/06/21	8:21:01	34.046	16.69
13/06/21	8:21:02	34.046	16.69

MemoryAddress: 14150
Unit Of Measure: FT
Calibration Factor #1: 2022
Calibration Factor #2: 3729
Logger ID: #B04198
Job Number: 20928
Well Number: 00BW2
Depth Below Datum : 0003.10
Sampling Interval: 1 sec.
Start Date: 13/06/21 10:15:18

Date	Time	Uncomp.HT.W	Temp.°C
13/06/21	10:15:18	34.063	20.63
13/06/21	10:15:19	34.063	20.63
13/06/21	10:15:20	34.063	20.69
13/06/21	10:15:21	34.063	20.69
13/06/21	10:15:22	34.063	20.69
13/06/21	10:15:23	34.063	20.69
13/06/21	10:15:24	34.046	20.69
13/06/21	10:15:25	34.063	20.69
13/06/21	10:15:26	34.063	20.75
13/06/21	10:15:27	34.063	20.75
13/06/21	10:15:28	34.063	20.75
13/06/21	10:15:29	34.046	20.75
13/06/21	10:15:30	34.08	20.75
13/06/21	10:15:31	34.063	20.75
13/06/21	10:15:32	34.063	20.75
13/06/21	10:15:33	34.063	20.81
13/06/21	10:15:34	34.063	20.81
13/06/21	10:15:35	34.063	20.81
13/06/21	10:15:36	34.063	20.81
13/06/21	10:15:37	34.063	20.81
13/06/21	10:15:38	34.063	20.81
13/06/21	10:15:39	34.046	20.88
13/06/21	10:15:40	34.046	20.88
13/06/21	10:15:41	34.046	20.88
13/06/21	10:15:42	34.046	20.88
13/06/21	10:15:43	34.046	20.88
13/06/21	10:15:44	34.063	20.88
13/06/21	10:15:45	34.063	20.94
13/06/21	10:15:46	34.063	20.94
13/06/21	10:15:47	34.046	20.94
13/06/21	10:15:48	34.046	20.94
13/06/21	10:15:49	34.046	21
13/06/21	10:15:50	34.046	21
13/06/21	10:15:51	34.046	21
13/06/21	10:15:52	34.046	21
13/06/21	10:15:53	34.046	21.06
13/06/21	10:15:54	34.046	21.06
13/06/21	10:15:55	34.046	21.06
13/06/21	10:15:56	34.046	21.06
13/06/21	10:15:57	34.046	21.13
13/06/21	10:15:58	34.046	21.13
13/06/21	10:15:59	34.046	21.13
13/06/21	10:16:00	34.046	21.19
13/06/21	10:16:01	34.046	21.19
13/06/21	10:16:02	34.046	21.19
13/06/21	10:16:03	34.029	21.25
13/06/21	10:16:04	34.046	21.25
13/06/21	10:16:05	34.046	21.25
13/06/21	10:16:06	34.046	21.25
13/06/21	10:16:07	34.046	21.31
13/06/21	10:16:08	34.046	21.31
13/06/21	10:16:09	34.029	21.31
13/06/21	10:16:10	34.046	21.38
13/06/21	10:16:11	34.029	21.38
13/06/21	10:16:12	34.046	21.38

13/06/21	10:16:13	34.046	21.44
13/06/21	10:16:14	34.046	21.44
13/06/21	10:16:15	34.046	21.44
13/06/21	10:16:16	34.029	21.44
13/06/21	10:16:17	34.046	21.5
13/06/21	10:16:18	34.046	21.5
13/06/21	10:16:19	34.029	21.5
13/06/21	10:16:20	34.046	21.5
13/06/21	10:16:21	34.046	21.56
13/06/21	10:16:22	34.046	21.56
13/06/21	10:16:23	34.046	21.56
13/06/21	10:16:24	34.046	21.56
13/06/21	10:16:25	34.029	21.63
13/06/21	10:16:26	34.046	21.63
13/06/21	10:16:27	34.029	21.63
13/06/21	10:16:28	34.046	21.63
13/06/21	10:16:29	34.029	21.69
13/06/21	10:16:30	34.046	21.69
13/06/21	10:16:31	34.029	21.69
13/06/21	10:16:32	34.029	21.75
13/06/21	10:16:33	34.029	21.75
13/06/21	10:16:34	34.029	21.75
13/06/21	10:16:35	34.046	21.75
13/06/21	10:16:36	34.029	21.75
13/06/21	10:16:37	34.046	21.81
13/06/21	10:16:38	34.029	21.81
13/06/21	10:16:39	34.046	21.81
13/06/21	10:16:40	34.046	21.81
13/06/21	10:16:41	34.046	21.88
13/06/21	10:16:42	34.046	21.88
13/06/21	10:16:43	34.046	21.88
13/06/21	10:16:44	34.046	21.88
13/06/21	10:16:45	34.046	21.88
13/06/21	10:16:46	34.029	21.94
13/06/21	10:16:47	34.046	21.94
13/06/21	10:16:48	34.046	21.94
13/06/21	10:16:49	34.046	21.94
13/06/21	10:16:50	34.046	22
13/06/21	10:16:51	34.046	22
13/06/21	10:16:52	34.046	22
13/06/21	10:16:53	35.626	22
13/06/21	10:16:54	36.764	22
13/06/21	10:16:55	38.446	22
13/06/21	10:16:56	38.463	22.06
13/06/21	10:16:57	38.463	22.06
13/06/21	10:16:58	38.446	22.06
13/06/21	10:16:59	38.463	22.06
13/06/21	10:17:00	38.446	22.06
13/06/21	10:17:01	38.446	22.06
13/06/21	10:17:02	38.446	22.06
13/06/21	10:17:03	38.446	22.06
13/06/21	10:17:04	38.463	22
13/06/21	10:17:05	38.446	22
13/06/21	10:17:06	38.446	22
13/06/21	10:17:07	38.463	21.94
13/06/21	10:17:08	38.463	21.94
13/06/21	10:17:09	38.463	21.88
13/06/21	10:17:10	38.463	21.88
13/06/21	10:17:11	38.463	21.88
13/06/21	10:17:12	38.463	21.81
13/06/21	10:17:13	38.463	21.75
13/06/21	10:17:14	38.463	21.75
13/06/21	10:17:15	38.446	21.69
13/06/21	10:17:16	38.463	21.69
13/06/21	10:17:17	38.463	21.63
13/06/21	10:17:18	38.463	21.56

13/06/21	10:17:19	38.463	21.56
13/06/21	10:17:20	38.463	21.5
13/06/21	10:17:21	38.463	21.44
13/06/21	10:17:22	38.463	21.44
13/06/21	10:17:23	38.463	21.38
13/06/21	10:17:24	38.463	21.31
13/06/21	10:17:25	38.463	21.31
13/06/21	10:17:26	38.463	21.25
13/06/21	10:17:27	38.463	21.19
13/06/21	10:17:28	38.463	21.13
13/06/21	10:17:29	38.463	21.13
13/06/21	10:17:30	38.463	21.06
13/06/21	10:17:31	38.463	21
13/06/21	10:17:32	38.463	20.94
13/06/21	10:17:33	38.463	20.94
13/06/21	10:17:34	38.463	20.88
13/06/21	10:17:35	38.463	20.81
13/06/21	10:17:36	38.463	20.75
13/06/21	10:17:37	38.463	20.75
13/06/21	10:17:38	38.463	20.69
13/06/21	10:17:39	38.463	20.63
13/06/21	10:17:40	38.463	20.56
13/06/21	10:17:41	38.463	20.56
13/06/21	10:17:42	38.463	20.5
13/06/21	10:17:43	38.463	20.44
13/06/21	10:17:44	38.463	20.38
13/06/21	10:17:45	38.463	20.38
13/06/21	10:17:46	38.463	20.31
13/06/21	10:17:47	38.463	20.25
13/06/21	10:17:48	38.463	20.19
13/06/21	10:17:49	38.463	20.19
13/06/21	10:17:50	38.463	20.13
13/06/21	10:17:51	38.463	20.06
13/06/21	10:17:52	38.463	20.06
13/06/21	10:17:53	38.463	20
13/06/21	10:17:54	38.463	19.94
13/06/21	10:17:55	38.463	19.88
13/06/21	10:17:56	38.463	19.88
13/06/21	10:17:57	38.463	19.81
13/06/21	10:17:58	38.463	19.75
13/06/21	10:17:59	38.463	19.75
13/06/21	10:18:00	38.463	19.69
13/06/21	10:18:01	38.463	19.63
13/06/21	10:18:02	38.463	19.63
13/06/21	10:18:03	38.463	19.56
13/06/21	10:18:04	38.463	19.5
13/06/21	10:18:05	38.463	19.44
13/06/21	10:18:06	38.463	19.44
13/06/21	10:18:07	38.463	19.38
13/06/21	10:18:08	38.463	19.31
13/06/21	10:18:09	38.463	19.31
13/06/21	10:18:10	38.463	19.25
13/06/21	10:18:11	38.463	19.19
13/06/21	10:18:12	38.463	19.19
13/06/21	10:18:13	38.463	19.13
13/06/21	10:18:14	38.463	19.06
13/06/21	10:18:15	38.463	19.06
13/06/21	10:18:16	38.463	19
13/06/21	10:18:17	38.463	18.94
13/06/21	10:18:18	38.463	18.94
13/06/21	10:18:19	38.463	18.88
13/06/21	10:18:20	38.463	18.88
13/06/21	10:18:21	38.463	18.81
13/06/21	10:18:22	38.463	18.75
13/06/21	10:18:23	38.463	18.75
13/06/21	10:18:24	38.463	18.69

13/06/21	10:18:25	38.463	18.63
13/06/21	10:18:26	38.463	18.63
13/06/21	10:18:27	38.463	18.56
13/06/21	10:18:28	38.463	18.56
13/06/21	10:18:29	38.463	18.5
13/06/21	10:18:30	38.463	18.44
13/06/21	10:18:31	38.463	18.44
13/06/21	10:18:32	38.463	18.38
13/06/21	10:18:33	38.463	18.38
13/06/21	10:18:34	38.463	18.31
13/06/21	10:18:35	38.463	18.25
13/06/21	10:18:36	38.463	18.25
13/06/21	10:18:37	38.463	18.19
13/06/21	10:18:38	38.463	18.19
13/06/21	10:18:39	38.463	18.13
13/06/21	10:18:40	38.463	18.06
13/06/21	10:18:41	38.463	18.06
13/06/21	10:18:42	38.463	18
13/06/21	10:18:43	38.463	18
13/06/21	10:18:44	38.463	17.94
13/06/21	10:18:45	38.463	17.94
13/06/21	10:18:46	38.463	17.88
13/06/21	10:18:47	38.463	17.81
13/06/21	10:18:48	38.463	17.81
13/06/21	10:18:49	38.463	17.75
13/06/21	10:18:50	38.463	17.75
13/06/21	10:18:51	38.463	17.69
13/06/21	10:18:52	38.463	17.69
13/06/21	10:18:53	38.463	17.63
13/06/21	10:18:54	38.463	17.63
13/06/21	10:18:55	38.463	17.56
13/06/21	10:18:56	38.463	17.56
13/06/21	10:18:57	38.463	17.5
13/06/21	10:18:58	38.463	17.5
13/06/21	10:18:59	38.463	17.44
13/06/21	10:19:00	38.463	17.44
13/06/21	10:19:01	38.463	17.38
13/06/21	10:19:02	38.463	17.31
13/06/21	10:19:03	38.463	17.31
13/06/21	10:19:04	38.463	17.25
13/06/21	10:19:05	38.463	17.25
13/06/21	10:19:06	38.463	17.19
13/06/21	10:19:07	38.463	17.19
13/06/21	10:19:08	38.463	17.13
13/06/21	10:19:09	38.463	17.13
13/06/21	10:19:10	38.463	17.13
13/06/21	10:19:11	38.463	17.06
13/06/21	10:19:12	38.463	17.06
13/06/21	10:19:13	39.108	17
13/06/21	10:19:14	38.989	17
13/06/21	10:19:15	38.514	16.94
13/06/21	10:19:16	39.108	16.94
13/06/21	10:19:17	39.499	16.88
13/06/21	10:19:18	39.567	16.88
13/06/21	10:19:19	39.601	16.81
13/06/21	10:19:20	39.125	16.81
13/06/21	10:19:21	39.176	16.75
13/06/21	10:19:22	39.21	16.75
13/06/21	10:19:23	39.193	16.69
13/06/21	10:19:24	39.21	16.69
13/06/21	10:19:25	39.193	16.69
13/06/21	10:19:26	39.193	16.63
13/06/21	10:19:27	39.193	16.63
13/06/21	10:19:28	39.176	16.56
13/06/21	10:19:29	39.176	16.56
13/06/21	10:19:30	39.176	16.5

13/06/21	10:19:31	39.176	16.5
13/06/21	10:19:32	39.159	16.5
13/06/21	10:19:33	39.159	16.44
13/06/21	10:19:34	39.159	16.44
13/06/21	10:19:35	39.142	16.38
13/06/21	10:19:36	39.142	16.38
13/06/21	10:19:37	39.142	16.31
13/06/21	10:19:38	39.142	16.31
13/06/21	10:19:39	39.125	16.31
13/06/21	10:19:40	39.125	16.25
13/06/21	10:19:41	39.108	16.25
13/06/21	10:19:42	39.108	16.19
13/06/21	10:19:43	39.125	16.19
13/06/21	10:19:44	39.108	16.19
13/06/21	10:19:45	39.108	16.13
13/06/21	10:19:46	39.108	16.13
13/06/21	10:19:47	39.091	16.06
13/06/21	10:19:48	39.091	16.06
13/06/21	10:19:49	39.091	16.06
13/06/21	10:19:50	39.074	16
13/06/21	10:19:51	39.074	16
13/06/21	10:19:52	39.074	16
13/06/21	10:19:53	39.074	15.94
13/06/21	10:19:54	39.074	15.94
13/06/21	10:19:55	39.057	15.88
13/06/21	10:19:56	39.057	15.88
13/06/21	10:19:57	39.057	15.88
13/06/21	10:19:58	39.057	15.81
13/06/21	10:19:59	39.057	15.81
13/06/21	10:20:00	39.04	15.81
13/06/21	10:20:01	39.04	15.75
13/06/21	10:20:02	39.04	15.75
13/06/21	10:20:03	39.04	15.75
13/06/21	10:20:04	39.057	15.69
13/06/21	10:20:05	39.04	15.69
13/06/21	10:20:06	39.023	15.69
13/06/21	10:20:07	39.023	15.63
13/06/21	10:20:08	39.023	15.63
13/06/21	10:20:09	39.023	15.63
13/06/21	10:20:10	39.006	15.56
13/06/21	10:20:11	39.006	15.56
13/06/21	10:20:12	39.006	15.56
13/06/21	10:20:13	39.006	15.5
13/06/21	10:20:14	39.006	15.5
13/06/21	10:20:15	39.006	15.5
13/06/21	10:20:16	39.006	15.44
13/06/21	10:20:17	39.006	15.44
13/06/21	10:20:18	39.006	15.38
13/06/21	10:20:19	39.006	15.38
13/06/21	10:20:20	38.989	15.38
13/06/21	10:20:21	38.989	15.38
13/06/21	10:20:22	38.989	15.31
13/06/21	10:20:23	38.989	15.31
13/06/21	10:20:24	38.972	15.31
13/06/21	10:20:25	38.972	15.25
13/06/21	10:20:26	38.972	15.25
13/06/21	10:20:27	38.972	15.25
13/06/21	10:20:28	38.972	15.19
13/06/21	10:20:29	38.972	15.19
13/06/21	10:20:30	38.972	15.19
13/06/21	10:20:31	38.972	15.19
13/06/21	10:20:32	38.972	15.13
13/06/21	10:20:33	38.972	15.13
13/06/21	10:20:34	38.955	15.13
13/06/21	10:20:35	38.955	15.13
13/06/21	10:20:36	38.955	15.06

13/06/21	10:20:37	38.955	15.06
13/06/21	10:20:38	38.955	15.06
13/06/21	10:20:39	38.955	15
13/06/21	10:20:40	38.955	15
13/06/21	10:20:41	38.955	15
13/06/21	10:20:42	38.938	15
13/06/21	10:20:43	38.938	14.94
13/06/21	10:20:44	38.938	14.94
13/06/21	10:20:45	38.938	14.94
13/06/21	10:20:46	38.938	14.94
13/06/21	10:20:47	38.938	14.88
13/06/21	10:20:48	38.938	14.88
13/06/21	10:20:49	38.938	14.88
13/06/21	10:20:50	38.938	14.81
13/06/21	10:20:51	38.938	14.81
13/06/21	10:20:52	38.938	14.81
13/06/21	10:20:53	38.922	14.81
13/06/21	10:20:54	38.922	14.75
13/06/21	10:20:55	38.922	14.75
13/06/21	10:20:56	38.922	14.75
13/06/21	10:20:57	38.922	14.75
13/06/21	10:20:58	38.922	14.69
13/06/21	10:20:59	38.922	14.69
13/06/21	10:21:00	38.905	14.69
13/06/21	10:21:01	38.922	14.69
13/06/21	10:21:02	38.922	14.69
13/06/21	10:21:03	38.905	14.63
13/06/21	10:21:04	38.905	14.63
13/06/21	10:21:05	38.905	14.63
13/06/21	10:21:06	38.905	14.63
13/06/21	10:21:07	38.905	14.56
13/06/21	10:21:08	38.905	14.56
13/06/21	10:21:09	38.905	14.56
13/06/21	10:21:10	38.905	14.56
13/06/21	10:21:11	38.905	14.5
13/06/21	10:21:12	38.905	14.5
13/06/21	10:21:13	38.888	14.5
13/06/21	10:21:14	38.905	14.5
13/06/21	10:21:15	38.905	14.5
13/06/21	10:21:16	38.888	14.44
13/06/21	10:21:17	38.905	14.44
13/06/21	10:21:18	38.888	14.44
13/06/21	10:21:19	38.888	14.44
13/06/21	10:21:20	38.888	14.44
13/06/21	10:21:21	38.888	14.38
13/06/21	10:21:22	38.888	14.38
13/06/21	10:21:23	38.871	14.38
13/06/21	10:21:24	38.888	14.38
13/06/21	10:21:25	38.871	14.38
13/06/21	10:21:26	38.871	14.31
13/06/21	10:21:27	38.888	14.31
13/06/21	10:21:28	38.888	14.31
13/06/21	10:21:29	38.871	14.31
13/06/21	10:21:30	38.888	14.31
13/06/21	10:21:31	38.871	14.25
13/06/21	10:21:32	38.871	14.25
13/06/21	10:21:33	38.871	14.25
13/06/21	10:21:34	38.871	14.25
13/06/21	10:21:35	38.871	14.25
13/06/21	10:21:36	38.871	14.19
13/06/21	10:21:37	38.871	14.19
13/06/21	10:21:38	38.871	14.19
13/06/21	10:21:39	38.871	14.19
13/06/21	10:21:40	38.871	14.19
13/06/21	10:21:41	38.871	14.19
13/06/21	10:21:42	38.871	14.13

13/06/21	10:21:43	38.871	14.13
13/06/21	10:21:44	38.871	14.13
13/06/21	10:21:45	38.854	14.13
13/06/21	10:21:46	38.871	14.13
13/06/21	10:21:47	38.871	14.13
13/06/21	10:21:48	38.854	14.06
13/06/21	10:21:49	38.854	14.06
13/06/21	10:21:50	38.854	14.06
13/06/21	10:21:51	38.854	14.06
13/06/21	10:21:52	38.854	14.06
13/06/21	10:21:53	38.854	14
13/06/21	10:21:54	38.854	14
13/06/21	10:21:55	38.854	14
13/06/21	10:21:56	38.854	14
13/06/21	10:21:57	38.854	14
13/06/21	10:21:58	38.854	14
13/06/21	10:21:59	38.854	14
13/06/21	10:22:00	38.854	13.94
13/06/21	10:22:01	38.854	13.94
13/06/21	10:22:02	38.854	13.94
13/06/21	10:22:03	38.837	13.94
13/06/21	10:22:04	38.854	13.94
13/06/21	10:22:05	38.837	13.94
13/06/21	10:22:06	38.854	13.88
13/06/21	10:22:07	38.837	13.88
13/06/21	10:22:08	38.837	13.88
13/06/21	10:22:09	38.837	13.88
13/06/21	10:22:10	38.837	13.88
13/06/21	10:22:11	38.837	13.88
13/06/21	10:22:12	38.837	13.88
13/06/21	10:22:13	38.837	13.81
13/06/21	10:22:14	38.837	13.81
13/06/21	10:22:15	38.837	13.81
13/06/21	10:22:16	38.837	13.81
13/06/21	10:22:17	38.837	13.81
13/06/21	10:22:18	38.837	13.81
13/06/21	10:22:19	38.837	13.81
13/06/21	10:22:20	38.837	13.75
13/06/21	10:22:21	38.837	13.75
13/06/21	10:22:22	38.82	13.75
13/06/21	10:22:23	38.82	13.75
13/06/21	10:22:24	38.837	13.75
13/06/21	10:22:25	38.837	13.75
13/06/21	10:22:26	38.837	13.75
13/06/21	10:22:27	38.837	13.75
13/06/21	10:22:28	38.82	13.69
13/06/21	10:22:29	38.82	13.69
13/06/21	10:22:30	38.82	13.69
13/06/21	10:22:31	38.82	13.69
13/06/21	10:22:32	38.82	13.69
13/06/21	10:22:33	38.82	13.69
13/06/21	10:22:34	38.82	13.69
13/06/21	10:22:35	38.82	13.69
13/06/21	10:22:36	38.82	13.63
13/06/21	10:22:37	38.82	13.63
13/06/21	10:22:38	38.82	13.63
13/06/21	10:22:39	38.82	13.63
13/06/21	10:22:40	38.82	13.63
13/06/21	10:22:41	38.82	13.63
13/06/21	10:22:42	38.82	13.63
13/06/21	10:22:43	38.82	13.63
13/06/21	10:22:44	38.82	13.56
13/06/21	10:22:45	38.82	13.56
13/06/21	10:22:46	38.82	13.56
13/06/21	10:22:47	38.82	13.56
13/06/21	10:22:48	38.82	13.56

13/06/21	10:22:49	38.803	13.56
13/06/21	10:22:50	38.82	13.56
13/06/21	10:22:51	38.803	13.56
13/06/21	10:22:52	38.803	13.5
13/06/21	10:22:53	38.803	13.5
13/06/21	10:22:54	38.803	13.5
13/06/21	10:22:55	38.803	13.5
13/06/21	10:22:56	38.803	13.5
13/06/21	10:22:57	38.803	13.5
13/06/21	10:22:58	38.803	13.5
13/06/21	10:22:59	38.803	13.5
13/06/21	10:23:00	38.803	13.5
13/06/21	10:23:01	38.803	13.5
13/06/21	10:23:02	38.803	13.5
13/06/21	10:23:03	38.803	13.44
13/06/21	10:23:04	38.803	13.44
13/06/21	10:23:05	38.803	13.44
13/06/21	10:23:06	38.803	13.44
13/06/21	10:23:07	38.803	13.44
13/06/21	10:23:08	38.803	13.44
13/06/21	10:23:09	38.803	13.44
13/06/21	10:23:10	38.803	13.44
13/06/21	10:23:11	38.803	13.44
13/06/21	10:23:12	38.803	13.44
13/06/21	10:23:13	38.803	13.38
13/06/21	10:23:14	38.803	13.38
13/06/21	10:23:15	38.803	13.38
13/06/21	10:23:16	38.803	13.38
13/06/21	10:23:17	38.803	13.38
13/06/21	10:23:18	38.803	13.38
13/06/21	10:23:19	38.803	13.38
13/06/21	10:23:20	38.786	13.38
13/06/21	10:23:21	38.803	13.38
13/06/21	10:23:22	38.803	13.38
13/06/21	10:23:23	38.803	13.31
13/06/21	10:23:24	38.786	13.31
13/06/21	10:23:25	38.786	13.31
13/06/21	10:23:26	38.786	13.31
13/06/21	10:23:27	38.786	13.31
13/06/21	10:23:28	38.786	13.31
13/06/21	10:23:29	38.786	13.31
13/06/21	10:23:30	38.786	13.31
13/06/21	10:23:31	38.786	13.31
13/06/21	10:23:32	38.786	13.31
13/06/21	10:23:33	38.786	13.31
13/06/21	10:23:34	38.786	13.31
13/06/21	10:23:35	38.786	13.31
13/06/21	10:23:36	38.786	13.25
13/06/21	10:23:37	38.786	13.25
13/06/21	10:23:38	38.786	13.25
13/06/21	10:23:39	38.786	13.25
13/06/21	10:23:40	38.786	13.25
13/06/21	10:23:41	38.786	13.25
13/06/21	10:23:42	38.786	13.25
13/06/21	10:23:43	38.786	13.25
13/06/21	10:23:44	38.786	13.25
13/06/21	10:23:45	38.769	13.25
13/06/21	10:23:46	38.786	13.25
13/06/21	10:23:47	38.769	13.25
13/06/21	10:23:48	38.769	13.19
13/06/21	10:23:49	38.769	13.19
13/06/21	10:23:50	38.769	13.19
13/06/21	10:23:51	38.769	13.19
13/06/21	10:23:52	38.769	13.19
13/06/21	10:23:53	38.769	13.19
13/06/21	10:23:54	38.769	13.19

13/06/21	10:23:55	38.769	13.19
13/06/21	10:23:56	38.769	13.19
13/06/21	10:23:57	38.769	13.19
13/06/21	10:23:58	38.769	13.19
13/06/21	10:23:59	38.769	13.19
13/06/21	10:24:00	38.769	13.19
13/06/21	10:24:01	38.769	13.13
13/06/21	10:24:02	38.769	13.13
13/06/21	10:24:03	38.769	13.13
13/06/21	10:24:04	38.769	13.13
13/06/21	10:24:05	38.769	13.13
13/06/21	10:24:06	38.769	13.13
13/06/21	10:24:07	38.769	13.13
13/06/21	10:24:08	38.769	13.13
13/06/21	10:24:09	38.769	13.13
13/06/21	10:24:10	38.769	13.13
13/06/21	10:24:11	38.769	13.13
13/06/21	10:24:12	38.769	13.13
13/06/21	10:24:13	38.769	13.13
13/06/21	10:24:14	38.769	13.13
13/06/21	10:24:15	38.769	13.06
13/06/21	10:24:16	38.769	13.06
13/06/21	10:24:17	38.769	13.06
13/06/21	10:24:18	38.769	13.06
13/06/21	10:24:19	38.769	13.06
13/06/21	10:24:20	38.752	13.06
13/06/21	10:24:21	38.769	13.06
13/06/21	10:24:22	38.769	13.06
13/06/21	10:24:23	38.769	13.06
13/06/21	10:24:24	38.752	13.06
13/06/21	10:24:25	38.769	13.06
13/06/21	10:24:26	38.769	13.06
13/06/21	10:24:27	38.769	13.06
13/06/21	10:24:28	38.752	13.06
13/06/21	10:24:29	38.752	13.06
13/06/21	10:24:30	38.752	13.06
13/06/21	10:24:31	38.752	13.06
13/06/21	10:24:32	38.752	13
13/06/21	10:24:33	38.752	13
13/06/21	10:24:34	38.752	13
13/06/21	10:24:35	38.752	13
13/06/21	10:24:36	38.752	13
13/06/21	10:24:37	38.752	13
13/06/21	10:24:38	38.752	13
13/06/21	10:24:39	38.752	13
13/06/21	10:24:40	38.752	13
13/06/21	10:24:41	38.752	13
13/06/21	10:24:42	38.752	13
13/06/21	10:24:43	38.752	13
13/06/21	10:24:44	38.752	13
13/06/21	10:24:45	38.752	13
13/06/21	10:24:46	38.752	13
13/06/21	10:24:47	38.752	13
13/06/21	10:24:48	38.752	13
13/06/21	10:24:49	38.752	13
13/06/21	10:24:50	38.752	12.94
13/06/21	10:24:51	38.752	12.94
13/06/21	10:24:52	38.752	12.94
13/06/21	10:24:53	38.752	12.94
13/06/21	10:24:54	38.752	12.94
13/06/21	10:24:55	38.752	12.94
13/06/21	10:24:56	38.752	12.94
13/06/21	10:24:57	38.752	12.94
13/06/21	10:24:58	38.752	12.94
13/06/21	10:24:59	38.752	12.94
13/06/21	10:25:00	38.752	12.94

13/06/21	10:25:01	38.752	12.94
13/06/21	10:25:02	38.752	12.94
13/06/21	10:25:03	38.735	12.94
13/06/21	10:25:04	38.752	12.94
13/06/21	10:25:05	38.752	12.94
13/06/21	10:25:06	38.735	12.94
13/06/21	10:25:07	38.752	12.94
13/06/21	10:25:08	38.735	12.94
13/06/21	10:25:09	38.735	12.94
13/06/21	10:25:10	38.735	12.88
13/06/21	10:25:11	38.735	12.88
13/06/21	10:25:12	38.735	12.88
13/06/21	10:25:13	38.735	12.88
13/06/21	10:25:14	38.735	12.88
13/06/21	10:25:15	38.735	12.88
13/06/21	10:25:16	38.735	12.88
13/06/21	10:25:17	38.735	12.88
13/06/21	10:25:18	38.735	12.88
13/06/21	10:25:19	38.735	12.88
13/06/21	10:25:20	38.735	12.88
13/06/21	10:25:21	38.735	12.88
13/06/21	10:25:22	38.735	12.88
13/06/21	10:25:23	38.735	12.88
13/06/21	10:25:24	38.735	12.88
13/06/21	10:25:25	38.735	12.88
13/06/21	10:25:26	38.735	12.88
13/06/21	10:25:27	38.735	12.88
13/06/21	10:25:28	38.735	12.88
13/06/21	10:25:29	38.735	12.88
13/06/21	10:25:30	38.735	12.88
13/06/21	10:25:31	38.735	12.88
13/06/21	10:25:32	38.735	12.88
13/06/21	10:25:33	38.735	12.88
13/06/21	10:25:34	38.735	12.81
13/06/21	10:25:35	38.735	12.81
13/06/21	10:25:36	38.735	12.81
13/06/21	10:25:37	38.735	12.81
13/06/21	10:25:38	38.735	12.81
13/06/21	10:25:39	38.735	12.81
13/06/21	10:25:40	38.735	12.81
13/06/21	10:25:41	38.735	12.81
13/06/21	10:25:42	38.735	12.81
13/06/21	10:25:43	38.735	12.81
13/06/21	10:25:44	38.735	12.81
13/06/21	10:25:45	38.735	12.81
13/06/21	10:25:46	38.735	12.81
13/06/21	10:25:47	38.735	12.81
13/06/21	10:25:48	38.735	12.81
13/06/21	10:25:49	38.735	12.81
13/06/21	10:25:50	38.735	12.81
13/06/21	10:25:51	38.735	12.81
13/06/21	10:25:52	38.735	12.81
13/06/21	10:25:53	38.735	12.81
13/06/21	10:25:54	38.735	12.81
13/06/21	10:25:55	38.735	12.81
13/06/21	10:25:56	38.735	12.81
13/06/21	10:25:57	38.735	12.81
13/06/21	10:25:58	38.718	12.81
13/06/21	10:25:59	38.735	12.81
13/06/21	10:26:00	38.735	12.75
13/06/21	10:26:01	38.735	12.81
13/06/21	10:26:02	38.735	12.75
13/06/21	10:26:03	38.735	12.75
13/06/21	10:26:04	38.735	12.75
13/06/21	10:26:05	38.718	12.75
13/06/21	10:26:06	38.735	12.75

13/06/21	10:26:07	38.718	12.75
13/06/21	10:26:08	38.718	12.75
13/06/21	10:26:09	38.735	12.75
13/06/21	10:26:10	38.718	12.75
13/06/21	10:26:11	38.735	12.75
13/06/21	10:26:12	38.718	12.75
13/06/21	10:26:13	38.718	12.75
13/06/21	10:26:14	38.718	12.75
13/06/21	10:26:15	38.718	12.75
13/06/21	10:26:16	38.718	12.75
13/06/21	10:26:17	38.718	12.75
13/06/21	10:26:18	38.718	12.75
13/06/21	10:26:19	38.718	12.75
13/06/21	10:26:20	38.718	12.75
13/06/21	10:26:21	38.718	12.75
13/06/21	10:26:22	38.718	12.75
13/06/21	10:26:23	38.718	12.75
13/06/21	10:26:24	38.718	12.75
13/06/21	10:26:25	38.718	12.75
13/06/21	10:26:26	38.718	12.75
13/06/21	10:26:27	38.718	12.75
13/06/21	10:26:28	38.718	12.75
13/06/21	10:26:29	38.718	12.75
13/06/21	10:26:30	38.718	12.75
13/06/21	10:26:31	38.718	12.75
13/06/21	10:26:32	38.718	12.69
13/06/21	10:26:33	38.701	12.69
13/06/21	10:26:34	38.718	12.69
13/06/21	10:26:35	38.718	12.69
13/06/21	10:26:36	38.718	12.69
13/06/21	10:26:37	38.718	12.69
13/06/21	10:26:38	38.718	12.69
13/06/21	10:26:39	38.718	12.69
13/06/21	10:26:40	38.718	12.69
13/06/21	10:26:41	38.718	12.69
13/06/21	10:26:42	38.718	12.69
13/06/21	10:26:43	38.718	12.69
13/06/21	10:26:44	38.718	12.69
13/06/21	10:26:45	38.718	12.69
13/06/21	10:26:46	38.718	12.69
13/06/21	10:26:47	38.718	12.69
13/06/21	10:26:48	38.718	12.69
13/06/21	10:26:49	38.718	12.69
13/06/21	10:26:50	38.718	12.69
13/06/21	10:26:51	38.718	12.69
13/06/21	10:26:52	38.718	12.69
13/06/21	10:26:53	38.701	12.69
13/06/21	10:26:54	38.718	12.69
13/06/21	10:26:55	38.718	12.69
13/06/21	10:26:56	38.718	12.69
13/06/21	10:26:57	38.701	12.69
13/06/21	10:26:58	38.701	12.69
13/06/21	10:26:59	38.718	12.69
13/06/21	10:27:00	38.718	12.69
13/06/21	10:27:01	38.701	12.69
13/06/21	10:27:02	38.701	12.69
13/06/21	10:27:03	38.701	12.69
13/06/21	10:27:04	38.701	12.69
13/06/21	10:27:05	38.701	12.69
13/06/21	10:27:06	38.701	12.69
13/06/21	10:27:07	38.701	12.69
13/06/21	10:27:08	38.701	12.69
13/06/21	10:27:09	38.701	12.69
13/06/21	10:27:10	38.701	12.69
13/06/21	10:27:11	38.701	12.69
13/06/21	10:27:12	38.701	12.69

13/06/21	10:27:13	38.701	12.63
13/06/21	10:27:14	38.701	12.69
13/06/21	10:27:15	38.701	12.63
13/06/21	10:27:16	38.701	12.63
13/06/21	10:27:17	38.701	12.63
13/06/21	10:27:18	38.701	12.63
13/06/21	10:27:19	38.701	12.63
13/06/21	10:27:20	38.701	12.63
13/06/21	10:27:21	38.701	12.63
13/06/21	10:27:22	38.701	12.63
13/06/21	10:27:23	38.701	12.63
13/06/21	10:27:24	38.701	12.63
13/06/21	10:27:25	38.701	12.63
13/06/21	10:27:26	38.701	12.63
13/06/21	10:27:27	38.701	12.63
13/06/21	10:27:28	38.701	12.63
13/06/21	10:27:29	38.701	12.63
13/06/21	10:27:30	38.701	12.63
13/06/21	10:27:31	38.701	12.63
13/06/21	10:27:32	38.701	12.63
13/06/21	10:27:33	38.701	12.63
13/06/21	10:27:34	38.701	12.63
13/06/21	10:27:35	38.701	12.63
13/06/21	10:27:36	38.701	12.63
13/06/21	10:27:37	38.701	12.63
13/06/21	10:27:38	38.701	12.63
13/06/21	10:27:39	38.701	12.63
13/06/21	10:27:40	38.701	12.63
13/06/21	10:27:41	38.701	12.63
13/06/21	10:27:42	38.701	12.63
13/06/21	10:27:43	38.701	12.63
13/06/21	10:27:44	38.701	12.63
13/06/21	10:27:45	38.701	12.63
13/06/21	10:27:46	38.701	12.63
13/06/21	10:27:47	38.701	12.63
13/06/21	10:27:48	38.701	12.63
13/06/21	10:27:49	38.701	12.63
13/06/21	10:27:50	38.701	12.63
13/06/21	10:27:51	38.701	12.63
13/06/21	10:27:52	38.701	12.63
13/06/21	10:27:53	38.701	12.63
13/06/21	10:27:54	38.701	12.63
13/06/21	10:27:55	38.701	12.63
13/06/21	10:27:56	38.701	12.63
13/06/21	10:27:57	38.701	12.63
13/06/21	10:27:58	38.701	12.63
13/06/21	10:27:59	38.701	12.63
13/06/21	10:28:00	38.701	12.63
13/06/21	10:28:01	38.701	12.63
13/06/21	10:28:02	38.701	12.63
13/06/21	10:28:03	38.701	12.63
13/06/21	10:28:04	38.701	12.63
13/06/21	10:28:05	38.701	12.56
13/06/21	10:28:06	38.701	12.63
13/06/21	10:28:07	38.701	12.56
13/06/21	10:28:08	38.701	12.56
13/06/21	10:28:09	38.701	12.56
13/06/21	10:28:10	38.684	12.56
13/06/21	10:28:11	38.701	12.56
13/06/21	10:28:12	38.701	12.56
13/06/21	10:28:13	38.684	12.56
13/06/21	10:28:14	38.701	12.56
13/06/21	10:28:15	38.701	12.56
13/06/21	10:28:16	38.701	12.56
13/06/21	10:28:17	38.701	12.56
13/06/21	10:28:18	38.701	12.56

13/06/21	10:28:19	38.701	12.56
13/06/21	10:28:20	38.701	12.56
13/06/21	10:28:21	38.701	12.56
13/06/21	10:28:22	38.701	12.56
13/06/21	10:28:23	38.701	12.56
13/06/21	10:28:24	38.701	12.56
13/06/21	10:28:25	38.701	12.56
13/06/21	10:28:26	38.701	12.56
13/06/21	10:28:27	38.701	12.56
13/06/21	10:28:28	38.684	12.56
13/06/21	10:28:29	38.701	12.56
13/06/21	10:28:30	38.701	12.56
13/06/21	10:28:31	38.684	12.56
13/06/21	10:28:32	38.684	12.56
13/06/21	10:28:33	38.684	12.56
13/06/21	10:28:34	38.701	12.56
13/06/21	10:28:35	38.684	12.56
13/06/21	10:28:36	38.684	12.56
13/06/21	10:28:37	38.701	12.56
13/06/21	10:28:38	38.701	12.56
13/06/21	10:28:39	38.684	12.56
13/06/21	10:28:40	38.684	12.56
13/06/21	10:28:41	38.684	12.56
13/06/21	10:28:42	38.684	12.56
13/06/21	10:28:43	38.684	12.56
13/06/21	10:28:44	38.684	12.56
13/06/21	10:28:45	38.684	12.56
13/06/21	10:28:46	38.684	12.56
13/06/21	10:28:47	38.684	12.56
13/06/21	10:28:48	38.684	12.56
13/06/21	10:28:49	38.684	12.56
13/06/21	10:28:50	38.684	12.56
13/06/21	10:28:51	38.684	12.56
13/06/21	10:28:52	38.684	12.56
13/06/21	10:28:53	38.684	12.56
13/06/21	10:28:54	38.684	12.56
13/06/21	10:28:55	38.684	12.56
13/06/21	10:28:56	38.684	12.56
13/06/21	10:28:57	38.684	12.56
13/06/21	10:28:58	38.684	12.56
13/06/21	10:28:59	38.684	12.56
13/06/21	10:29:00	38.684	12.56
13/06/21	10:29:01	38.684	12.56
13/06/21	10:29:02	38.684	12.56
13/06/21	10:29:03	38.684	12.56
13/06/21	10:29:04	38.684	12.56
13/06/21	10:29:05	38.684	12.56
13/06/21	10:29:06	38.684	12.56
13/06/21	10:29:07	38.684	12.56
13/06/21	10:29:08	38.684	12.56
13/06/21	10:29:09	38.684	12.56
13/06/21	10:29:10	38.684	12.56
13/06/21	10:29:11	38.684	12.5
13/06/21	10:29:12	38.684	12.56
13/06/21	10:29:13	38.684	12.56
13/06/21	10:29:14	38.684	12.56
13/06/21	10:29:15	38.684	12.56
13/06/21	10:29:16	38.684	12.5
13/06/21	10:29:17	38.684	12.5
13/06/21	10:29:18	38.684	12.5
13/06/21	10:29:19	38.684	12.5
13/06/21	10:29:20	38.684	12.5
13/06/21	10:29:21	38.684	12.56
13/06/21	10:29:22	38.684	12.5
13/06/21	10:29:23	38.684	12.5
13/06/21	10:29:24	38.684	12.5

13/06/21	10:29:25	38.684	12.5
13/06/21	10:29:26	38.684	12.5
13/06/21	10:29:27	38.684	12.5
13/06/21	10:29:28	38.684	12.5
13/06/21	10:29:29	38.684	12.5
13/06/21	10:29:30	38.684	12.5
13/06/21	10:29:31	38.684	12.5
13/06/21	10:29:32	38.684	12.5
13/06/21	10:29:33	38.684	12.5
13/06/21	10:29:34	38.684	12.5
13/06/21	10:29:35	38.684	12.5
13/06/21	10:29:36	38.684	12.5
13/06/21	10:29:37	38.684	12.5
13/06/21	10:29:38	38.684	12.5
13/06/21	10:29:39	38.684	12.5
13/06/21	10:29:40	38.684	12.5
13/06/21	10:29:41	38.684	12.5
13/06/21	10:29:42	38.684	12.5
13/06/21	10:29:43	38.684	12.5
13/06/21	10:29:44	38.684	12.5
13/06/21	10:29:45	38.667	12.5
13/06/21	10:29:46	38.684	12.5
13/06/21	10:29:47	38.684	12.5
13/06/21	10:29:48	38.684	12.5
13/06/21	10:29:49	38.684	12.5
13/06/21	10:29:50	38.667	12.5
13/06/21	10:29:51	38.684	12.5
13/06/21	10:29:52	38.684	12.5
13/06/21	10:29:53	38.684	12.5
13/06/21	10:29:54	38.684	12.5
13/06/21	10:29:55	38.684	12.5
13/06/21	10:29:56	38.684	12.5
13/06/21	10:29:57	38.684	12.5
13/06/21	10:29:58	38.667	12.5
13/06/21	10:29:59	38.667	12.5
13/06/21	10:30:00	38.667	12.5
13/06/21	10:30:01	38.684	12.5
13/06/21	10:30:02	38.684	12.5
13/06/21	10:30:03	38.667	12.5
13/06/21	10:30:04	38.667	12.5
13/06/21	10:30:05	38.667	12.5
13/06/21	10:30:06	38.667	12.5
13/06/21	10:30:07	38.684	12.5
13/06/21	10:30:08	38.667	12.5
13/06/21	10:30:09	38.667	12.5
13/06/21	10:30:10	38.667	12.5
13/06/21	10:30:11	38.684	12.5
13/06/21	10:30:12	38.667	12.5
13/06/21	10:30:13	38.667	12.5
13/06/21	10:30:14	38.667	12.5
13/06/21	10:30:15	38.684	12.5
13/06/21	10:30:16	38.667	12.5
13/06/21	10:30:17	38.667	12.5
13/06/21	10:30:18	38.684	12.5
13/06/21	10:30:19	38.667	12.5
13/06/21	10:30:20	38.667	12.5
13/06/21	10:30:21	38.667	12.5
13/06/21	10:30:22	38.667	12.5
13/06/21	10:30:23	38.667	12.5
13/06/21	10:30:24	38.667	12.5
13/06/21	10:30:25	38.667	12.5
13/06/21	10:30:26	38.667	12.5
13/06/21	10:30:27	38.684	12.5
13/06/21	10:30:28	38.667	12.5
13/06/21	10:30:29	38.667	12.5
13/06/21	10:30:30	38.667	12.5

13/06/21	10:30:31	38.667	12.5
13/06/21	10:30:32	38.667	12.5
13/06/21	10:30:33	38.667	12.5
13/06/21	10:30:34	38.667	12.5
13/06/21	10:30:35	38.667	12.5
13/06/21	10:30:36	38.667	12.5
13/06/21	10:30:37	38.667	12.5
13/06/21	10:30:38	38.667	12.5
13/06/21	10:30:39	38.667	12.5
13/06/21	10:30:40	38.667	12.5
13/06/21	10:30:41	38.667	12.5
13/06/21	10:30:42	38.667	12.5
13/06/21	10:30:43	38.667	12.5
13/06/21	10:30:44	38.667	12.5
13/06/21	10:30:45	38.667	12.5
13/06/21	10:30:46	38.667	12.5
13/06/21	10:30:47	38.667	12.5
13/06/21	10:30:48	38.667	12.5
13/06/21	10:30:49	38.667	12.5
13/06/21	10:30:50	38.667	12.5
13/06/21	10:30:51	38.667	12.5
13/06/21	10:30:52	38.667	12.5
13/06/21	10:30:53	38.667	12.5
13/06/21	10:30:54	38.667	12.44
13/06/21	10:30:55	38.667	12.5
13/06/21	10:30:56	38.667	12.5
13/06/21	10:30:57	38.667	12.5
13/06/21	10:30:58	38.667	12.5
13/06/21	10:30:59	38.667	12.44
13/06/21	10:31:00	38.667	12.5
13/06/21	10:31:01	38.667	12.44
13/06/21	10:31:02	38.667	12.44
13/06/21	10:31:03	38.667	12.44
13/06/21	10:31:04	38.667	12.44
13/06/21	10:31:05	38.667	12.44
13/06/21	10:31:06	38.667	12.44
13/06/21	10:31:07	38.667	12.44
13/06/21	10:31:08	38.667	12.5
13/06/21	10:31:09	38.667	12.44
13/06/21	10:31:10	38.667	12.44
13/06/21	10:31:11	38.667	12.44
13/06/21	10:31:12	38.667	12.44
13/06/21	10:31:13	38.667	12.44
13/06/21	10:31:14	38.667	12.44
13/06/21	10:31:15	38.667	12.44
13/06/21	10:31:16	38.667	12.44
13/06/21	10:31:17	38.667	12.44
13/06/21	10:31:18	38.667	12.44
13/06/21	10:31:19	38.667	12.44
13/06/21	10:31:20	38.667	12.44
13/06/21	10:31:21	38.667	12.44
13/06/21	10:31:22	38.667	12.44
13/06/21	10:31:23	38.667	12.44
13/06/21	10:31:24	38.667	12.44
13/06/21	10:31:25	38.667	12.44
13/06/21	10:31:26	38.667	12.44
13/06/21	10:31:27	38.667	12.44
13/06/21	10:31:28	38.667	12.44
13/06/21	10:31:29	38.667	12.44
13/06/21	10:31:30	38.667	12.44
13/06/21	10:31:31	38.667	12.44
13/06/21	10:31:32	38.667	12.44
13/06/21	10:31:33	38.667	12.44
13/06/21	10:31:34	38.667	12.44
13/06/21	10:31:35	38.667	12.44
13/06/21	10:31:36	38.667	12.44

13/06/21	10:31:37	38.667	12.44
13/06/21	10:31:38	38.667	12.44
13/06/21	10:31:39	38.667	12.44
13/06/21	10:31:40	38.667	12.44
13/06/21	10:31:41	38.667	12.44
13/06/21	10:31:42	38.667	12.44
13/06/21	10:31:43	38.667	12.44
13/06/21	10:31:44	38.667	12.44
13/06/21	10:31:45	38.667	12.44
13/06/21	10:31:46	38.667	12.44
13/06/21	10:31:47	38.667	12.44
13/06/21	10:31:48	38.667	12.44
13/06/21	10:31:49	38.667	12.44
13/06/21	10:31:50	38.667	12.44
13/06/21	10:31:51	38.667	12.44
13/06/21	10:31:52	38.667	12.44
13/06/21	10:31:53	38.667	12.44
13/06/21	10:31:54	38.667	12.44
13/06/21	10:31:55	38.667	12.44
13/06/21	10:31:56	38.667	12.44
13/06/21	10:31:57	38.667	12.44
13/06/21	10:31:58	38.667	12.44
13/06/21	10:31:59	38.667	12.44
13/06/21	10:32:00	38.667	12.44
13/06/21	10:32:01	38.667	12.44
13/06/21	10:32:02	38.667	12.44
13/06/21	10:32:03	38.667	12.44
13/06/21	10:32:04	38.667	12.44
13/06/21	10:32:05	38.667	12.44
13/06/21	10:32:06	38.667	12.44
13/06/21	10:32:07	38.667	12.44
13/06/21	10:32:08	38.667	12.44
13/06/21	10:32:09	38.667	12.44
13/06/21	10:32:10	38.667	12.44
13/06/21	10:32:11	38.667	12.44
13/06/21	10:32:12	38.667	12.44
13/06/21	10:32:13	38.667	12.44
13/06/21	10:32:14	38.667	12.44
13/06/21	10:32:15	38.667	12.44
13/06/21	10:32:16	38.667	12.44
13/06/21	10:32:17	38.667	12.44
13/06/21	10:32:18	38.667	12.44
13/06/21	10:32:19	38.667	12.44
13/06/21	10:32:20	38.667	12.44
13/06/21	10:32:21	38.667	12.44
13/06/21	10:32:22	38.667	12.44
13/06/21	10:32:23	38.667	12.44
13/06/21	10:32:24	38.667	12.44
13/06/21	10:32:25	38.667	12.44
13/06/21	10:32:26	38.667	12.44
13/06/21	10:32:27	38.667	12.44
13/06/21	10:32:28	38.667	12.44
13/06/21	10:32:29	38.667	12.44
13/06/21	10:32:30	38.667	12.44
13/06/21	10:32:31	38.667	12.44
13/06/21	10:32:32	38.667	12.44
13/06/21	10:32:33	38.667	12.44
13/06/21	10:32:34	38.65	12.44
13/06/21	10:32:35	38.667	12.44
13/06/21	10:32:36	38.65	12.44
13/06/21	10:32:37	38.65	12.44
13/06/21	10:32:38	38.65	12.44
13/06/21	10:32:39	38.667	12.44
13/06/21	10:32:40	38.65	12.44
13/06/21	10:32:41	38.65	12.44
13/06/21	10:32:42	38.667	12.44

13/06/21	10:32:43	38.65	12.44
13/06/21	10:32:44	38.65	12.44
13/06/21	10:32:45	38.667	12.44
13/06/21	10:32:46	38.65	12.44
13/06/21	10:32:47	38.667	12.44
13/06/21	10:32:48	38.667	12.44
13/06/21	10:32:49	38.667	12.44
13/06/21	10:32:50	38.65	12.44
13/06/21	10:32:51	38.65	12.44
13/06/21	10:32:52	38.65	12.44
13/06/21	10:32:53	38.667	12.44
13/06/21	10:32:54	38.667	12.44
13/06/21	10:32:55	38.65	12.44
13/06/21	10:32:56	38.65	12.44
13/06/21	10:32:57	38.65	12.44
13/06/21	10:32:58	38.65	12.44
13/06/21	10:32:59	38.65	12.44
13/06/21	10:33:00	38.65	12.44
13/06/21	10:33:01	38.65	12.44
13/06/21	10:33:02	38.65	12.44
13/06/21	10:33:03	38.65	12.44
13/06/21	10:33:04	38.65	12.44
13/06/21	10:33:05	38.65	12.44
13/06/21	10:33:06	38.65	12.44
13/06/21	10:33:07	38.65	12.44
13/06/21	10:33:08	38.65	12.44
13/06/21	10:33:09	38.65	12.44
13/06/21	10:33:10	38.65	12.44
13/06/21	10:33:11	38.65	12.44
13/06/21	10:33:12	38.65	12.44
13/06/21	10:33:13	38.65	12.44
13/06/21	10:33:14	38.65	12.44
13/06/21	10:33:15	38.65	12.44
13/06/21	10:33:16	38.65	12.44
13/06/21	10:33:17	38.65	12.44
13/06/21	10:33:18	38.65	12.44
13/06/21	10:33:19	38.65	12.44
13/06/21	10:33:20	38.65	12.44
13/06/21	10:33:21	38.65	12.44
13/06/21	10:33:22	38.65	12.44
13/06/21	10:33:23	38.65	12.44
13/06/21	10:33:24	38.65	12.44
13/06/21	10:33:25	38.65	12.44
13/06/21	10:33:26	38.65	12.44
13/06/21	10:33:27	38.65	12.44
13/06/21	10:33:28	38.65	12.44
13/06/21	10:33:29	38.65	12.44
13/06/21	10:33:30	38.65	12.44
13/06/21	10:33:31	38.65	12.44
13/06/21	10:33:32	38.65	12.44
13/06/21	10:33:33	38.65	12.38
13/06/21	10:33:34	38.65	12.38
13/06/21	10:33:35	38.65	12.38
13/06/21	10:33:36	38.65	12.38
13/06/21	10:33:37	38.65	12.38
13/06/21	10:33:38	38.65	12.44
13/06/21	10:33:39	38.65	12.44
13/06/21	10:33:40	38.65	12.44
13/06/21	10:33:41	38.65	12.44
13/06/21	10:33:42	38.65	12.44
13/06/21	10:33:43	38.65	12.44
13/06/21	10:33:44	38.65	12.38
13/06/21	10:33:45	38.65	12.38
13/06/21	10:33:46	38.65	12.44
13/06/21	10:33:47	38.65	12.38
13/06/21	10:33:48	38.65	12.38

13/06/21	10:33:49	38.65	12.44
13/06/21	10:33:50	38.65	12.38
13/06/21	10:33:51	38.65	12.44
13/06/21	10:33:52	38.65	12.38
13/06/21	10:33:53	38.65	12.38
13/06/21	10:33:54	38.65	12.38
13/06/21	10:33:55	38.65	12.38
13/06/21	10:33:56	38.65	12.38
13/06/21	10:33:57	38.65	12.38
13/06/21	10:33:58	38.65	12.38
13/06/21	10:33:59	38.65	12.38
13/06/21	10:34:00	38.65	12.38
13/06/21	10:34:01	38.65	12.38
13/06/21	10:34:02	38.65	12.38
13/06/21	10:34:03	38.65	12.38
13/06/21	10:34:04	38.65	12.38
13/06/21	10:34:05	38.65	12.38
13/06/21	10:34:06	38.65	12.38
13/06/21	10:34:07	38.65	12.38
13/06/21	10:34:08	38.633	12.38
13/06/21	10:34:09	38.65	12.38
13/06/21	10:34:10	38.65	12.38
13/06/21	10:34:11	38.65	12.38
13/06/21	10:34:12	38.65	12.38
13/06/21	10:34:13	38.65	12.38
13/06/21	10:34:14	38.65	12.38
13/06/21	10:34:15	38.65	12.38
13/06/21	10:34:16	38.633	12.38
13/06/21	10:34:17	38.65	12.38
13/06/21	10:34:18	38.65	12.38
13/06/21	10:34:19	38.65	12.38
13/06/21	10:34:20	38.65	12.38
13/06/21	10:34:21	38.633	12.38
13/06/21	10:34:22	38.65	12.38
13/06/21	10:34:23	38.65	12.38
13/06/21	10:34:24	38.65	12.38
13/06/21	10:34:25	38.65	12.38
13/06/21	10:34:26	38.65	12.38
13/06/21	10:34:27	38.65	12.38
13/06/21	10:34:28	38.65	12.38
13/06/21	10:34:29	38.65	12.38
13/06/21	10:34:30	38.65	12.38
13/06/21	10:34:31	38.65	12.38
13/06/21	10:34:32	38.65	12.38
13/06/21	10:34:33	38.65	12.38
13/06/21	10:34:34	38.633	12.38
13/06/21	10:34:35	38.65	12.38
13/06/21	10:34:36	38.65	12.38
13/06/21	10:34:37	38.65	12.38
13/06/21	10:34:38	38.633	12.38
13/06/21	10:34:39	38.65	12.38
13/06/21	10:34:40	38.633	12.38
13/06/21	10:34:41	38.633	12.38
13/06/21	10:34:42	38.633	12.38
13/06/21	10:34:43	38.65	12.38
13/06/21	10:34:44	38.633	12.38
13/06/21	10:34:45	38.633	12.38
13/06/21	10:34:46	38.633	12.38
13/06/21	10:34:47	38.633	12.38
13/06/21	10:34:48	38.65	12.38
13/06/21	10:34:49	38.633	12.38
13/06/21	10:34:50	38.65	12.38
13/06/21	10:34:51	38.633	12.38
13/06/21	10:34:52	38.633	12.38
13/06/21	10:34:53	38.633	12.38
13/06/21	10:34:54	38.633	12.38

13/06/21	10:34:55	38.633	12.38
13/06/21	10:34:56	38.65	12.38
13/06/21	10:34:57	38.633	12.38
13/06/21	10:34:58	38.65	12.38
13/06/21	10:34:59	38.633	12.38
13/06/21	10:35:00	38.633	12.38
13/06/21	10:35:01	38.633	12.38
13/06/21	10:35:02	38.633	12.38
13/06/21	10:35:03	38.633	12.38
13/06/21	10:35:04	38.633	12.38
13/06/21	10:35:05	38.633	12.38
13/06/21	10:35:06	38.633	12.38
13/06/21	10:35:07	38.633	12.38
13/06/21	10:35:08	38.633	12.38
13/06/21	10:35:09	38.633	12.38
13/06/21	10:35:10	38.633	12.38
13/06/21	10:35:11	38.633	12.38
13/06/21	10:35:12	38.633	12.38
13/06/21	10:35:13	38.633	12.38
13/06/21	10:35:14	38.633	12.38
13/06/21	10:35:15	38.633	12.38
13/06/21	10:35:16	38.633	12.38
13/06/21	10:35:17	38.633	12.38
13/06/21	10:35:18	38.633	12.38
13/06/21	10:35:19	38.633	12.38
13/06/21	10:35:20	38.633	12.38
13/06/21	10:35:21	38.633	12.38
13/06/21	10:35:22	38.633	12.38
13/06/21	10:35:23	38.633	12.38
13/06/21	10:35:24	38.633	12.38
13/06/21	10:35:25	38.633	12.38
13/06/21	10:35:26	38.633	12.38
13/06/21	10:35:27	38.633	12.38
13/06/21	10:35:28	38.633	12.38
13/06/21	10:35:29	38.633	12.38
13/06/21	10:35:30	38.633	12.38
13/06/21	10:35:31	38.633	12.38
13/06/21	10:35:32	38.633	12.38
13/06/21	10:35:33	38.633	12.38
13/06/21	10:35:34	38.633	12.38
13/06/21	10:35:35	38.633	12.38
13/06/21	10:35:36	38.633	12.38
13/06/21	10:35:37	38.633	12.38
13/06/21	10:35:38	38.633	12.38
13/06/21	10:35:39	38.633	12.38
13/06/21	10:35:40	38.633	12.38
13/06/21	10:35:41	38.633	12.38
13/06/21	10:35:42	38.633	12.38
13/06/21	10:35:43	38.633	12.38
13/06/21	10:35:44	38.633	12.38
13/06/21	10:35:45	38.633	12.38
13/06/21	10:35:46	38.616	12.38
13/06/21	10:35:47	38.633	12.38
13/06/21	10:35:48	38.633	12.38
13/06/21	10:35:49	38.633	12.38
13/06/21	10:35:50	38.633	12.38
13/06/21	10:35:51	38.633	12.38
13/06/21	10:35:52	38.633	12.38
13/06/21	10:35:53	38.65	12.38
13/06/21	10:35:54	38.633	12.38
13/06/21	10:35:55	38.633	12.38
13/06/21	10:35:56	38.633	12.38
13/06/21	10:35:57	38.633	12.38
13/06/21	10:35:58	38.633	12.38
13/06/21	10:35:59	38.633	12.38
13/06/21	10:36:00	38.633	12.38

13/06/21	10:36:01	38.633	12.38
13/06/21	10:36:02	38.633	12.38
13/06/21	10:36:03	38.633	12.38
13/06/21	10:36:04	38.633	12.38
13/06/21	10:36:05	38.633	12.38
13/06/21	10:36:06	38.633	12.38
13/06/21	10:36:07	38.633	12.38
13/06/21	10:36:08	38.633	12.38
13/06/21	10:36:09	38.633	12.38
13/06/21	10:36:10	38.633	12.38
13/06/21	10:36:11	38.633	12.38
13/06/21	10:36:12	38.633	12.38
13/06/21	10:36:13	38.633	12.38
13/06/21	10:36:14	38.633	12.38
13/06/21	10:36:15	38.633	12.38
13/06/21	10:36:16	38.633	12.38
13/06/21	10:36:17	38.633	12.38
13/06/21	10:36:18	38.633	12.38
13/06/21	10:36:19	38.633	12.38
13/06/21	10:36:20	38.633	12.38
13/06/21	10:36:21	38.633	12.38
13/06/21	10:36:22	38.633	12.38
13/06/21	10:36:23	38.633	12.38
13/06/21	10:36:24	38.633	12.38
13/06/21	10:36:25	38.633	12.38
13/06/21	10:36:26	38.633	12.38
13/06/21	10:36:27	38.633	12.38
13/06/21	10:36:28	38.633	12.38
13/06/21	10:36:29	38.633	12.38
13/06/21	10:36:30	38.633	12.38
13/06/21	10:36:31	38.633	12.38
13/06/21	10:36:32	38.633	12.38
13/06/21	10:36:33	38.633	12.38
13/06/21	10:36:34	38.633	12.38
13/06/21	10:36:35	38.633	12.38
13/06/21	10:36:36	38.633	12.38
13/06/21	10:36:37	38.633	12.38
13/06/21	10:36:38	38.633	12.38
13/06/21	10:36:39	38.633	12.38
13/06/21	10:36:40	38.633	12.38
13/06/21	10:36:41	38.633	12.38
13/06/21	10:36:42	38.633	12.38
13/06/21	10:36:43	38.633	12.38
13/06/21	10:36:44	38.633	12.38
13/06/21	10:36:45	38.633	12.38
13/06/21	10:36:46	38.633	12.38
13/06/21	10:36:47	38.633	12.38
13/06/21	10:36:48	38.633	12.38
13/06/21	10:36:49	38.633	12.38
13/06/21	10:36:50	38.633	12.38
13/06/21	10:36:51	38.633	12.38
13/06/21	10:36:52	38.633	12.38
13/06/21	10:36:53	38.633	12.38
13/06/21	10:36:54	38.633	12.38
13/06/21	10:36:55	38.633	12.38
13/06/21	10:36:56	38.633	12.38
13/06/21	10:36:57	38.633	12.38
13/06/21	10:36:58	38.633	12.38
13/06/21	10:36:59	38.633	12.38
13/06/21	10:37:00	38.633	12.38
13/06/21	10:37:01	38.633	12.38
13/06/21	10:37:02	38.633	12.38
13/06/21	10:37:03	38.633	12.38
13/06/21	10:37:04	38.633	12.38
13/06/21	10:37:05	38.633	12.38
13/06/21	10:37:06	38.633	12.38

13/06/21	10:37:07	38.633	12.38
13/06/21	10:37:08	38.633	12.38
13/06/21	10:37:09	38.633	12.38
13/06/21	10:37:10	38.633	12.38
13/06/21	10:37:11	38.633	12.38
13/06/21	10:37:12	38.633	12.38
13/06/21	10:37:13	38.633	12.38
13/06/21	10:37:14	38.633	12.38
13/06/21	10:37:15	38.633	12.38
13/06/21	10:37:16	38.633	12.38
13/06/21	10:37:17	38.616	12.38
13/06/21	10:37:18	38.633	12.38
13/06/21	10:37:19	38.633	12.38
13/06/21	10:37:20	38.633	12.38
13/06/21	10:37:21	38.633	12.38
13/06/21	10:37:22	38.633	12.38
13/06/21	10:37:23	38.633	12.38
13/06/21	10:37:24	38.633	12.38
13/06/21	10:37:25	38.616	12.38
13/06/21	10:37:26	38.633	12.38
13/06/21	10:37:27	38.633	12.38
13/06/21	10:37:28	38.633	12.38
13/06/21	10:37:29	38.633	12.31
13/06/21	10:37:30	38.633	12.38
13/06/21	10:37:31	38.633	12.38
13/06/21	10:37:32	38.633	12.38
13/06/21	10:37:33	38.616	12.38
13/06/21	10:37:34	38.633	12.38
13/06/21	10:37:35	38.633	12.38
13/06/21	10:37:36	38.633	12.38
13/06/21	10:37:37	38.633	12.38
13/06/21	10:37:38	38.633	12.31
13/06/21	10:37:39	38.616	12.38
13/06/21	10:37:40	38.633	12.38
13/06/21	10:37:41	38.633	12.38
13/06/21	10:37:42	38.633	12.38
13/06/21	10:37:43	38.633	12.31
13/06/21	10:37:44	38.633	12.38
13/06/21	10:37:45	38.633	12.38
13/06/21	10:37:46	38.616	12.31
13/06/21	10:37:47	38.633	12.38
13/06/21	10:37:48	38.633	12.38
13/06/21	10:37:49	38.633	12.38
13/06/21	10:37:50	38.633	12.31
13/06/21	10:37:51	38.616	12.31
13/06/21	10:37:52	38.633	12.31
13/06/21	10:37:53	38.633	12.31
13/06/21	10:37:54	38.616	12.31
13/06/21	10:37:55	38.633	12.31
13/06/21	10:37:56	38.633	12.31
13/06/21	10:37:57	38.633	12.31
13/06/21	10:37:58	38.616	12.31
13/06/21	10:37:59	38.616	12.31
13/06/21	10:38:00	38.633	12.31
13/06/21	10:38:01	38.633	12.31
13/06/21	10:38:02	38.633	12.38
13/06/21	10:38:03	38.633	12.31
13/06/21	10:38:04	38.633	12.31
13/06/21	10:38:05	38.633	12.31
13/06/21	10:38:06	38.616	12.31
13/06/21	10:38:07	38.616	12.31
13/06/21	10:38:08	38.633	12.31
13/06/21	10:38:09	38.616	12.31
13/06/21	10:38:10	38.633	12.31
13/06/21	10:38:11	38.633	12.31
13/06/21	10:38:12	38.633	12.31

13/06/21	10:38:13	38.633	12.31
13/06/21	10:38:14	38.616	12.31
13/06/21	10:38:15	38.616	12.31
13/06/21	10:38:16	38.616	12.31
13/06/21	10:38:17	38.633	12.31
13/06/21	10:38:18	38.633	12.31
13/06/21	10:38:19	38.616	12.31
13/06/21	10:38:20	38.616	12.31
13/06/21	10:38:21	38.616	12.31
13/06/21	10:38:22	38.616	12.31
13/06/21	10:38:23	38.616	12.31
13/06/21	10:38:24	38.616	12.31
13/06/21	10:38:25	38.616	12.31
13/06/21	10:38:26	38.616	12.31
13/06/21	10:38:27	38.616	12.31
13/06/21	10:38:28	38.616	12.31
13/06/21	10:38:29	38.616	12.31
13/06/21	10:38:30	38.633	12.31
13/06/21	10:38:31	38.616	12.31
13/06/21	10:38:32	38.616	12.31
13/06/21	10:38:33	38.616	12.31
13/06/21	10:38:34	38.616	12.31
13/06/21	10:38:35	38.616	12.31
13/06/21	10:38:36	38.616	12.31
13/06/21	10:38:37	38.616	12.31
13/06/21	10:38:38	38.616	12.31
13/06/21	10:38:39	38.616	12.31
13/06/21	10:38:40	38.616	12.31
13/06/21	10:38:41	38.616	12.31
13/06/21	10:38:42	38.616	12.31
13/06/21	10:38:43	38.616	12.31
13/06/21	10:38:44	38.616	12.31
13/06/21	10:38:45	38.616	12.31
13/06/21	10:38:46	38.616	12.31
13/06/21	10:38:47	38.616	12.31
13/06/21	10:38:48	38.616	12.31
13/06/21	10:38:49	38.616	12.31
13/06/21	10:38:50	38.616	12.31
13/06/21	10:38:51	38.616	12.31
13/06/21	10:38:52	38.616	12.31
13/06/21	10:38:53	38.616	12.31
13/06/21	10:38:54	38.616	12.31
13/06/21	10:38:55	38.616	12.31
13/06/21	10:38:56	38.616	12.31
13/06/21	10:38:57	38.616	12.31
13/06/21	10:38:58	38.616	12.31
13/06/21	10:38:59	38.616	12.31
13/06/21	10:39:00	38.616	12.31
13/06/21	10:39:01	38.616	12.31
13/06/21	10:39:02	38.616	12.31
13/06/21	10:39:03	38.616	12.31
13/06/21	10:39:04	38.616	12.31
13/06/21	10:39:05	38.616	12.31
13/06/21	10:39:06	38.616	12.31
13/06/21	10:39:07	38.616	12.31
13/06/21	10:39:08	38.616	12.31
13/06/21	10:39:09	38.616	12.31
13/06/21	10:39:10	38.616	12.31
13/06/21	10:39:11	38.616	12.31
13/06/21	10:39:12	38.616	12.31
13/06/21	10:39:13	38.616	12.31
13/06/21	10:39:14	38.616	12.31
13/06/21	10:39:15	38.616	12.31
13/06/21	10:39:16	38.616	12.31
13/06/21	10:39:17	38.616	12.31
13/06/21	10:39:18	38.616	12.31

13/06/21	10:39:19	38.616	12.31
13/06/21	10:39:20	38.616	12.31
13/06/21	10:39:21	38.616	12.31
13/06/21	10:39:22	38.616	12.31
13/06/21	10:39:23	38.616	12.31
13/06/21	10:39:24	38.616	12.31
13/06/21	10:39:25	38.616	12.31
13/06/21	10:39:26	38.616	12.31
13/06/21	10:39:27	38.616	12.31
13/06/21	10:39:28	38.616	12.31
13/06/21	10:39:29	38.616	12.31
13/06/21	10:39:30	38.616	12.31
13/06/21	10:39:31	38.616	12.31
13/06/21	10:39:32	38.616	12.31
13/06/21	10:39:33	38.616	12.31
13/06/21	10:39:34	38.616	12.31
13/06/21	10:39:35	38.616	12.31
13/06/21	10:39:36	38.616	12.31
13/06/21	10:39:37	38.616	12.31
13/06/21	10:39:38	38.616	12.31
13/06/21	10:39:39	38.616	12.31
13/06/21	10:39:40	38.616	12.31
13/06/21	10:39:41	38.616	12.31
13/06/21	10:39:42	38.616	12.31
13/06/21	10:39:43	38.616	12.31
13/06/21	10:39:44	38.616	12.31
13/06/21	10:39:45	38.616	12.31
13/06/21	10:39:46	38.616	12.31
13/06/21	10:39:47	38.616	12.31
13/06/21	10:39:48	38.616	12.31
13/06/21	10:39:49	38.616	12.31
13/06/21	10:39:50	38.616	12.31
13/06/21	10:39:51	38.616	12.31
13/06/21	10:39:52	38.616	12.31
13/06/21	10:39:53	38.616	12.31
13/06/21	10:39:54	38.616	12.31
13/06/21	10:39:55	38.616	12.31
13/06/21	10:39:56	38.616	12.31
13/06/21	10:39:57	38.616	12.31
13/06/21	10:39:58	38.616	12.31
13/06/21	10:39:59	38.616	12.31
13/06/21	10:40:00	38.616	12.31
13/06/21	10:40:01	38.616	12.31
13/06/21	10:40:02	38.616	12.31
13/06/21	10:40:03	38.616	12.31
13/06/21	10:40:04	38.616	12.31
13/06/21	10:40:05	38.616	12.31
13/06/21	10:40:06	38.616	12.31
13/06/21	10:40:07	38.616	12.31
13/06/21	10:40:08	38.616	12.31
13/06/21	10:40:09	38.616	12.31
13/06/21	10:40:10	38.616	12.31
13/06/21	10:40:11	38.616	12.31
13/06/21	10:40:12	38.616	12.31
13/06/21	10:40:13	38.616	12.31
13/06/21	10:40:14	38.616	12.31
13/06/21	10:40:15	38.616	12.31
13/06/21	10:40:16	38.616	12.31
13/06/21	10:40:17	38.616	12.31
13/06/21	10:40:18	38.616	12.31
13/06/21	10:40:19	38.616	12.31
13/06/21	10:40:20	38.616	12.31
13/06/21	10:40:21	38.616	12.31
13/06/21	10:40:22	38.616	12.31
13/06/21	10:40:23	38.616	12.31
13/06/21	10:40:24	38.616	12.31

13/06/21	10:40:25	38.616	12.31
13/06/21	10:40:26	38.616	12.31
13/06/21	10:40:27	38.616	12.31
13/06/21	10:40:28	38.616	12.31
13/06/21	10:40:29	38.616	12.31
13/06/21	10:40:30	38.616	12.31
13/06/21	10:40:31	38.616	12.31
13/06/21	10:40:32	38.599	12.31
13/06/21	10:40:33	38.616	12.31
13/06/21	10:40:34	38.616	12.31
13/06/21	10:40:35	38.616	12.31
13/06/21	10:40:36	38.616	12.31
13/06/21	10:40:37	38.616	12.31
13/06/21	10:40:38	38.616	12.31
13/06/21	10:40:39	38.616	12.31
13/06/21	10:40:40	38.616	12.31
13/06/21	10:40:41	38.599	12.31
13/06/21	10:40:42	38.616	12.31
13/06/21	10:40:43	38.616	12.31
13/06/21	10:40:44	38.616	12.31
13/06/21	10:40:45	38.616	12.31
13/06/21	10:40:46	38.599	12.31
13/06/21	10:40:47	38.616	12.31
13/06/21	10:40:48	38.616	12.31
13/06/21	10:40:49	38.616	12.31
13/06/21	10:40:50	38.599	12.31
13/06/21	10:40:51	38.599	12.31
13/06/21	10:40:52	38.616	12.31
13/06/21	10:40:53	38.599	12.31
13/06/21	10:40:54	38.616	12.31
13/06/21	10:40:55	38.616	12.31
13/06/21	10:40:56	38.616	12.31
13/06/21	10:40:57	38.616	12.31
13/06/21	10:40:58	38.616	12.31
13/06/21	10:40:59	38.616	12.31
13/06/21	10:41:00	38.616	12.31
13/06/21	10:41:01	38.616	12.31
13/06/21	10:41:02	38.616	12.31
13/06/21	10:41:03	38.616	12.31
13/06/21	10:41:04	38.616	12.31
13/06/21	10:41:05	38.599	12.31
13/06/21	10:41:06	38.616	12.31
13/06/21	10:41:07	38.616	12.31
13/06/21	10:41:08	38.616	12.31
13/06/21	10:41:09	38.616	12.31
13/06/21	10:41:10	38.616	12.31
13/06/21	10:41:11	38.599	12.31
13/06/21	10:41:12	38.599	12.31
13/06/21	10:41:13	38.599	12.31
13/06/21	10:41:14	38.616	12.31
13/06/21	10:41:15	38.616	12.31
13/06/21	10:41:16	38.599	12.31
13/06/21	10:41:17	38.616	12.31
13/06/21	10:41:18	38.599	12.31
13/06/21	10:41:19	38.599	12.31
13/06/21	10:41:20	38.599	12.31
13/06/21	10:41:21	38.599	12.31
13/06/21	10:41:22	38.616	12.31
13/06/21	10:41:23	38.599	12.31
13/06/21	10:41:24	38.599	12.31
13/06/21	10:41:25	38.616	12.31
13/06/21	10:41:26	38.616	12.31
13/06/21	10:41:27	38.599	12.31
13/06/21	10:41:28	38.599	12.31
13/06/21	10:41:29	38.616	12.31
13/06/21	10:41:30	38.616	12.31

13/06/21	10:41:31	38.599	12.31
13/06/21	10:41:32	38.599	12.31
13/06/21	10:41:33	38.616	12.31
13/06/21	10:41:34	38.599	12.31
13/06/21	10:41:35	38.599	12.31
13/06/21	10:41:36	38.599	12.31
13/06/21	10:41:37	38.599	12.31
13/06/21	10:41:38	38.599	12.31
13/06/21	10:41:39	38.599	12.31
13/06/21	10:41:40	38.599	12.31
13/06/21	10:41:41	38.599	12.31
13/06/21	10:41:42	38.599	12.31
13/06/21	10:41:43	38.599	12.31
13/06/21	10:41:44	38.599	12.31
13/06/21	10:41:45	38.599	12.31
13/06/21	10:41:46	38.616	12.31
13/06/21	10:41:47	38.599	12.31
13/06/21	10:41:48	38.599	12.31
13/06/21	10:41:49	38.599	12.31
13/06/21	10:41:50	38.599	12.31
13/06/21	10:41:51	38.599	12.31
13/06/21	10:41:52	38.599	12.31
13/06/21	10:41:53	38.599	12.31
13/06/21	10:41:54	38.599	12.31
13/06/21	10:41:55	38.599	12.31
13/06/21	10:41:56	38.599	12.31
13/06/21	10:41:57	38.599	12.31
13/06/21	10:41:58	38.599	12.31
13/06/21	10:41:59	38.599	12.31
13/06/21	10:42:00	38.599	12.31
13/06/21	10:42:01	38.599	12.31
13/06/21	10:42:02	38.599	12.31
13/06/21	10:42:03	38.599	12.31
13/06/21	10:42:04	38.599	12.31
13/06/21	10:42:05	38.599	12.31
13/06/21	10:42:06	38.599	12.31
13/06/21	10:42:07	38.599	12.31
13/06/21	10:42:08	38.599	12.31
13/06/21	10:42:09	38.599	12.31
13/06/21	10:42:10	38.599	12.31
13/06/21	10:42:11	38.599	12.31
13/06/21	10:42:12	38.599	12.31
13/06/21	10:42:13	38.599	12.31
13/06/21	10:42:14	38.599	12.31
13/06/21	10:42:15	38.599	12.31
13/06/21	10:42:16	38.599	12.31
13/06/21	10:42:17	38.599	12.31
13/06/21	10:42:18	38.599	12.31
13/06/21	10:42:19	38.599	12.31
13/06/21	10:42:20	38.599	12.31
13/06/21	10:42:21	38.599	12.31
13/06/21	10:42:22	38.599	12.31
13/06/21	10:42:23	38.599	12.31
13/06/21	10:42:24	38.599	12.31
13/06/21	10:42:25	38.599	12.31
13/06/21	10:42:26	38.599	12.31
13/06/21	10:42:27	38.599	12.31
13/06/21	10:42:28	38.599	12.31
13/06/21	10:42:29	38.599	12.31
13/06/21	10:42:30	38.599	12.31
13/06/21	10:42:31	38.599	12.31
13/06/21	10:42:32	38.599	12.31
13/06/21	10:42:33	38.599	12.31
13/06/21	10:42:34	38.599	12.31
13/06/21	10:42:35	38.599	12.31
13/06/21	10:42:36	38.599	12.31

13/06/21	10:42:37	38.599	12.25
13/06/21	10:42:38	38.599	12.31
13/06/21	10:42:39	38.599	12.31
13/06/21	10:42:40	38.599	12.31
13/06/21	10:42:41	38.599	12.31
13/06/21	10:42:42	38.599	12.31
13/06/21	10:42:43	38.599	12.31
13/06/21	10:42:44	38.599	12.31
13/06/21	10:42:45	38.599	12.31
13/06/21	10:42:46	38.599	12.31
13/06/21	10:42:47	38.599	12.31
13/06/21	10:42:48	38.599	12.25
13/06/21	10:42:49	38.599	12.25
13/06/21	10:42:50	38.599	12.25
13/06/21	10:42:51	38.599	12.31
13/06/21	10:42:52	38.599	12.31
13/06/21	10:42:53	38.599	12.31
13/06/21	10:42:54	38.599	12.25
13/06/21	10:42:55	38.599	12.31
13/06/21	10:42:56	38.599	12.31
13/06/21	10:42:57	38.599	12.25
13/06/21	10:42:58	38.599	12.31
13/06/21	10:42:59	38.599	12.25
13/06/21	10:43:00	38.599	12.31
13/06/21	10:43:01	38.599	12.31
13/06/21	10:43:02	38.599	12.25
13/06/21	10:43:03	38.599	12.31
13/06/21	10:43:04	38.599	12.25
13/06/21	10:43:05	38.599	12.31
13/06/21	10:43:06	38.599	12.25
13/06/21	10:43:07	38.599	12.25
13/06/21	10:43:08	38.599	12.31
13/06/21	10:43:09	38.599	12.31
13/06/21	10:43:10	38.599	12.31
13/06/21	10:43:11	38.599	12.25
13/06/21	10:43:12	38.599	12.25
13/06/21	10:43:13	38.599	12.31
13/06/21	10:43:14	38.599	12.25
13/06/21	10:43:15	38.599	12.25
13/06/21	10:43:16	38.599	12.25
13/06/21	10:43:17	38.599	12.25
13/06/21	10:43:18	38.599	12.25
13/06/21	10:43:19	38.599	12.25
13/06/21	10:43:20	38.599	12.25
13/06/21	10:43:21	38.599	12.31
13/06/21	10:43:22	38.599	12.25
13/06/21	10:43:23	38.599	12.25
13/06/21	10:43:24	38.599	12.25
13/06/21	10:43:25	38.599	12.25
13/06/21	10:43:26	38.599	12.25
13/06/21	10:43:27	38.599	12.31
13/06/21	10:43:28	38.599	12.25
13/06/21	10:43:29	38.599	12.25
13/06/21	10:43:30	38.599	12.25
13/06/21	10:43:31	38.599	12.25
13/06/21	10:43:32	38.599	12.25
13/06/21	10:43:33	38.599	12.25
13/06/21	10:43:34	38.599	12.25
13/06/21	10:43:35	38.599	12.25
13/06/21	10:43:36	38.599	12.25
13/06/21	10:43:37	38.599	12.25
13/06/21	10:43:38	38.599	12.25
13/06/21	10:43:39	38.599	12.25
13/06/21	10:43:40	38.599	12.25
13/06/21	10:43:41	38.599	12.25
13/06/21	10:43:42	38.599	12.25

13/06/21	10:43:43	38.599	12.25
13/06/21	10:43:44	38.599	12.25
13/06/21	10:43:45	38.599	12.25
13/06/21	10:43:46	38.599	12.25
13/06/21	10:43:47	38.599	12.25
13/06/21	10:43:48	38.599	12.25
13/06/21	10:43:49	38.599	12.25
13/06/21	10:43:50	38.599	12.25
13/06/21	10:43:51	38.599	12.25
13/06/21	10:43:52	38.599	12.25
13/06/21	10:43:53	38.599	12.25
13/06/21	10:43:54	38.599	12.25
13/06/21	10:43:55	38.599	12.25
13/06/21	10:43:56	38.599	12.25
13/06/21	10:43:57	38.599	12.25
13/06/21	10:43:58	38.599	12.25
13/06/21	10:43:59	38.599	12.25
13/06/21	10:44:00	38.599	12.25
13/06/21	10:44:01	38.599	12.25
13/06/21	10:44:02	38.599	12.25
13/06/21	10:44:03	38.599	12.25
13/06/21	10:44:04	38.599	12.25
13/06/21	10:44:05	38.599	12.25
13/06/21	10:44:06	38.599	12.25
13/06/21	10:44:07	38.599	12.25
13/06/21	10:44:08	38.599	12.25
13/06/21	10:44:09	38.599	12.25
13/06/21	10:44:10	38.599	12.25
13/06/21	10:44:11	38.599	12.25
13/06/21	10:44:12	38.599	12.25
13/06/21	10:44:13	38.599	12.25
13/06/21	10:44:14	38.599	12.25
13/06/21	10:44:15	38.599	12.25
13/06/21	10:44:16	38.599	12.25
13/06/21	10:44:17	38.599	12.25
13/06/21	10:44:18	38.599	12.25
13/06/21	10:44:19	38.599	12.25
13/06/21	10:44:20	38.599	12.25
13/06/21	10:44:21	38.599	12.25
13/06/21	10:44:22	38.599	12.25
13/06/21	10:44:23	38.599	12.25
13/06/21	10:44:24	38.599	12.25
13/06/21	10:44:25	38.599	12.25
13/06/21	10:44:26	38.599	12.25
13/06/21	10:44:27	38.599	12.25
13/06/21	10:44:28	38.599	12.25
13/06/21	10:44:29	38.599	12.25
13/06/21	10:44:30	38.599	12.25
13/06/21	10:44:31	38.599	12.25
13/06/21	10:44:32	38.599	12.25
13/06/21	10:44:33	38.599	12.25
13/06/21	10:44:34	38.599	12.25
13/06/21	10:44:35	38.599	12.25
13/06/21	10:44:36	38.599	12.25
13/06/21	10:44:37	38.599	12.25
13/06/21	10:44:38	38.599	12.25
13/06/21	10:44:39	38.599	12.25
13/06/21	10:44:40	38.599	12.25
13/06/21	10:44:41	38.599	12.25
13/06/21	10:44:42	38.599	12.25
13/06/21	10:44:43	38.599	12.25
13/06/21	10:44:44	38.599	12.25
13/06/21	10:44:45	38.599	12.25
13/06/21	10:44:46	38.599	12.25
13/06/21	10:44:47	38.599	12.25
13/06/21	10:44:48	38.599	12.25

13/06/21	10:44:49	38.599	12.25
13/06/21	10:44:50	38.599	12.25
13/06/21	10:44:51	38.599	12.25
13/06/21	10:44:52	38.599	12.25
13/06/21	10:44:53	38.599	12.25
13/06/21	10:44:54	38.599	12.25
13/06/21	10:44:55	38.599	12.25
13/06/21	10:44:56	38.599	12.25
13/06/21	10:44:57	38.599	12.25
13/06/21	10:44:58	38.599	12.25
13/06/21	10:44:59	38.599	12.25
13/06/21	10:45:00	38.599	12.25
13/06/21	10:45:01	38.599	12.25
13/06/21	10:45:02	38.599	12.25
13/06/21	10:45:03	38.599	12.25
13/06/21	10:45:04	38.599	12.25
13/06/21	10:45:05	38.599	12.25
13/06/21	10:45:06	38.599	12.25
13/06/21	10:45:07	38.599	12.25
13/06/21	10:45:08	38.599	12.25
13/06/21	10:45:09	38.599	12.25
13/06/21	10:45:10	38.599	12.25
13/06/21	10:45:11	38.599	12.25
13/06/21	10:45:12	38.599	12.25
13/06/21	10:45:13	38.599	12.25
13/06/21	10:45:14	38.599	12.25
13/06/21	10:45:15	38.599	12.25
13/06/21	10:45:16	38.599	12.25
13/06/21	10:45:17	38.599	12.25
13/06/21	10:45:18	38.599	12.25
13/06/21	10:45:19	38.599	12.25
13/06/21	10:45:20	38.599	12.25
13/06/21	10:45:21	38.599	12.25
13/06/21	10:45:22	38.599	12.25
13/06/21	10:45:23	38.599	12.25
13/06/21	10:45:24	38.599	12.25
13/06/21	10:45:25	38.599	12.25
13/06/21	10:45:26	38.599	12.25
13/06/21	10:45:27	38.599	12.25
13/06/21	10:45:28	38.599	12.25
13/06/21	10:45:29	38.599	12.25
13/06/21	10:45:30	38.599	12.25
13/06/21	10:45:31	38.599	12.25
13/06/21	10:45:32	38.599	12.25
13/06/21	10:45:33	38.599	12.25
13/06/21	10:45:34	38.599	12.25
13/06/21	10:45:35	38.599	12.25
13/06/21	10:45:36	38.599	12.25
13/06/21	10:45:37	38.599	12.25
13/06/21	10:45:38	38.599	12.25
13/06/21	10:45:39	38.599	12.25
13/06/21	10:45:40	38.599	12.25
13/06/21	10:45:41	38.599	12.25
13/06/21	10:45:42	38.599	12.25
13/06/21	10:45:43	38.599	12.25
13/06/21	10:45:44	38.599	12.25
13/06/21	10:45:45	38.599	12.25
13/06/21	10:45:46	38.599	12.25
13/06/21	10:45:47	38.599	12.25
13/06/21	10:45:48	38.599	12.25
13/06/21	10:45:49	38.582	12.25
13/06/21	10:45:50	38.599	12.25
13/06/21	10:45:51	38.599	12.25
13/06/21	10:45:52	38.599	12.25
13/06/21	10:45:53	38.599	12.25
13/06/21	10:45:54	38.599	12.25

13/06/21	10:45:55	38.599	12.25
13/06/21	10:45:56	38.599	12.25
13/06/21	10:45:57	38.599	12.25
13/06/21	10:45:58	38.599	12.25
13/06/21	10:45:59	38.599	12.25
13/06/21	10:46:00	38.599	12.25
13/06/21	10:46:01	38.599	12.25
13/06/21	10:46:02	38.599	12.25
13/06/21	10:46:03	38.599	12.25
13/06/21	10:46:04	38.599	12.25
13/06/21	10:46:05	38.599	12.25
13/06/21	10:46:06	38.599	12.25
13/06/21	10:46:07	38.599	12.25
13/06/21	10:46:08	38.599	12.25
13/06/21	10:46:09	38.599	12.25
13/06/21	10:46:10	38.599	12.25
13/06/21	10:46:11	38.599	12.25
13/06/21	10:46:12	38.599	12.25
13/06/21	10:46:13	38.582	12.25
13/06/21	10:46:14	38.582	12.25
13/06/21	10:46:15	38.599	12.25
13/06/21	10:46:16	38.599	12.25
13/06/21	10:46:17	38.599	12.25
13/06/21	10:46:18	38.599	12.25
13/06/21	10:46:19	38.599	12.25
13/06/21	10:46:20	38.599	12.25
13/06/21	10:46:21	38.599	12.25
13/06/21	10:46:22	38.599	12.25
13/06/21	10:46:23	38.599	12.25
13/06/21	10:46:24	38.599	12.25
13/06/21	10:46:25	38.599	12.25
13/06/21	10:46:26	38.599	12.25
13/06/21	10:46:27	38.599	12.25
13/06/21	10:46:28	38.599	12.25
13/06/21	10:46:29	38.599	12.25
13/06/21	10:46:30	38.599	12.25
13/06/21	10:46:31	38.599	12.25
13/06/21	10:46:32	38.599	12.25
13/06/21	10:46:33	38.582	12.25
13/06/21	10:46:34	38.599	12.25
13/06/21	10:46:35	38.599	12.25
13/06/21	10:46:36	38.599	12.25
13/06/21	10:46:37	38.599	12.25
13/06/21	10:46:38	38.599	12.25
13/06/21	10:46:39	38.599	12.25
13/06/21	10:46:40	38.599	12.25
13/06/21	10:46:41	38.599	12.25
13/06/21	10:46:42	38.599	12.25
13/06/21	10:46:43	38.599	12.25
13/06/21	10:46:44	38.599	12.25
13/06/21	10:46:45	38.599	12.25
13/06/21	10:46:46	38.599	12.25
13/06/21	10:46:47	38.599	12.25
13/06/21	10:46:48	38.599	12.25
13/06/21	10:46:49	38.599	12.25
13/06/21	10:46:50	38.582	12.25
13/06/21	10:46:51	38.599	12.25
13/06/21	10:46:52	38.599	12.25
13/06/21	10:46:53	38.582	12.25
13/06/21	10:46:54	38.599	12.25
13/06/21	10:46:55	38.582	12.25
13/06/21	10:46:56	38.599	12.25
13/06/21	10:46:57	38.599	12.25
13/06/21	10:46:58	38.582	12.25
13/06/21	10:46:59	38.599	12.25
13/06/21	10:47:00	38.599	12.25

13/06/21	10:47:01	38.599	12.25
13/06/21	10:47:02	38.582	12.25
13/06/21	10:47:03	38.599	12.25
13/06/21	10:47:04	38.599	12.25
13/06/21	10:47:05	38.599	12.25
13/06/21	10:47:06	38.599	12.25
13/06/21	10:47:07	38.599	12.25
13/06/21	10:47:08	38.582	12.25
13/06/21	10:47:09	38.582	12.25
13/06/21	10:47:10	38.599	12.25
13/06/21	10:47:11	38.582	12.25
13/06/21	10:47:12	38.599	12.25
13/06/21	10:47:13	38.582	12.25
13/06/21	10:47:14	38.582	12.25
13/06/21	10:47:15	38.599	12.25
13/06/21	10:47:16	38.582	12.25
13/06/21	10:47:17	38.582	12.25
13/06/21	10:47:18	38.599	12.25
13/06/21	10:47:19	38.582	12.25
13/06/21	10:47:20	38.582	12.25
13/06/21	10:47:21	38.582	12.25
13/06/21	10:47:22	38.599	12.25
13/06/21	10:47:23	38.582	12.25
13/06/21	10:47:24	38.582	12.25
13/06/21	10:47:25	38.582	12.25
13/06/21	10:47:26	38.599	12.25
13/06/21	10:47:27	38.582	12.25
13/06/21	10:47:28	38.582	12.25
13/06/21	10:47:29	38.582	12.25
13/06/21	10:47:30	38.582	12.25
13/06/21	10:47:31	38.582	12.25
13/06/21	10:47:32	38.599	12.25
13/06/21	10:47:33	38.599	12.25
13/06/21	10:47:34	38.582	12.25
13/06/21	10:47:35	38.582	12.25
13/06/21	10:47:36	38.599	12.25
13/06/21	10:47:37	38.582	12.25
13/06/21	10:47:38	38.582	12.25
13/06/21	10:47:39	38.582	12.25
13/06/21	10:47:40	38.582	12.25
13/06/21	10:47:41	38.599	12.25
13/06/21	10:47:42	38.582	12.25
13/06/21	10:47:43	38.582	12.25
13/06/21	10:47:44	38.582	12.25
13/06/21	10:47:45	38.582	12.25
13/06/21	10:47:46	38.582	12.25
13/06/21	10:47:47	38.599	12.25
13/06/21	10:47:48	38.582	12.25
13/06/21	10:47:49	38.582	12.25
13/06/21	10:47:50	38.582	12.25
13/06/21	10:47:51	38.582	12.25
13/06/21	10:47:52	38.582	12.25
13/06/21	10:47:53	38.582	12.25
13/06/21	10:47:54	38.582	12.25
13/06/21	10:47:55	38.582	12.25
13/06/21	10:47:56	38.582	12.25
13/06/21	10:47:57	38.582	12.25
13/06/21	10:47:58	38.582	12.25
13/06/21	10:47:59	38.582	12.25
13/06/21	10:48:00	38.582	12.25
13/06/21	10:48:01	38.582	12.25
13/06/21	10:48:02	38.582	12.25
13/06/21	10:48:03	38.582	12.25
13/06/21	10:48:04	38.582	12.25
13/06/21	10:48:05	38.582	12.25
13/06/21	10:48:06	38.582	12.25

13/06/21	10:48:07	38.582	12.25
13/06/21	10:48:08	38.582	12.25
13/06/21	10:48:09	38.582	12.25
13/06/21	10:48:10	38.582	12.25
13/06/21	10:48:11	38.582	12.25
13/06/21	10:48:12	38.582	12.25
13/06/21	10:48:13	38.582	12.25
13/06/21	10:48:14	38.599	12.25
13/06/21	10:48:15	38.582	12.25
13/06/21	10:48:16	38.582	12.25
13/06/21	10:48:17	38.582	12.25
13/06/21	10:48:18	38.582	12.25
13/06/21	10:48:19	38.582	12.25
13/06/21	10:48:20	38.582	12.25
13/06/21	10:48:21	38.582	12.25
13/06/21	10:48:22	38.582	12.25
13/06/21	10:48:23	38.582	12.25
13/06/21	10:48:24	38.582	12.25
13/06/21	10:48:25	38.582	12.25
13/06/21	10:48:26	38.582	12.25
13/06/21	10:48:27	38.582	12.25
13/06/21	10:48:28	38.582	12.25
13/06/21	10:48:29	38.582	12.25
13/06/21	10:48:30	38.582	12.25
13/06/21	10:48:31	38.582	12.25
13/06/21	10:48:32	38.582	12.25
13/06/21	10:48:33	38.582	12.25
13/06/21	10:48:34	38.582	12.25
13/06/21	10:48:35	38.582	12.25
13/06/21	10:48:36	38.582	12.25
13/06/21	10:48:37	38.582	12.25
13/06/21	10:48:38	38.582	12.25
13/06/21	10:48:39	38.582	12.25
13/06/21	10:48:40	38.582	12.25
13/06/21	10:48:41	38.582	12.25
13/06/21	10:48:42	38.582	12.25
13/06/21	10:48:43	38.582	12.25
13/06/21	10:48:44	38.582	12.25
13/06/21	10:48:45	38.582	12.25
13/06/21	10:48:46	38.582	12.19
13/06/21	10:48:47	38.582	12.25
13/06/21	10:48:48	38.582	12.25
13/06/21	10:48:49	38.582	12.25
13/06/21	10:48:50	38.582	12.25
13/06/21	10:48:51	38.582	12.25
13/06/21	10:48:52	38.582	12.25
13/06/21	10:48:53	38.582	12.19
13/06/21	10:48:54	38.582	12.25
13/06/21	10:48:55	38.582	12.25
13/06/21	10:48:56	38.582	12.25
13/06/21	10:48:57	38.582	12.25
13/06/21	10:48:58	38.582	12.25
13/06/21	10:48:59	38.582	12.19
13/06/21	10:49:00	38.582	12.19
13/06/21	10:49:01	38.582	12.19
13/06/21	10:49:02	38.582	12.19
13/06/21	10:49:03	38.582	12.25
13/06/21	10:49:04	38.582	12.19
13/06/21	10:49:05	38.582	12.19
13/06/21	10:49:06	38.582	12.25
13/06/21	10:49:07	38.582	12.19
13/06/21	10:49:08	38.582	12.25
13/06/21	10:49:09	38.582	12.19
13/06/21	10:49:10	38.582	12.25
13/06/21	10:49:11	38.582	12.25
13/06/21	10:49:12	38.582	12.19

13/06/21	10:49:13	38.582	12.19
13/06/21	10:49:14	38.582	12.19
13/06/21	10:49:15	38.582	12.25
13/06/21	10:49:16	38.582	12.19
13/06/21	10:49:17	38.582	12.19
13/06/21	10:49:18	38.582	12.25
13/06/21	10:49:19	38.582	12.19
13/06/21	10:49:20	38.582	12.19
13/06/21	10:49:21	38.582	12.19
13/06/21	10:49:22	38.582	12.19
13/06/21	10:49:23	38.582	12.19
13/06/21	10:49:24	38.582	12.19
13/06/21	10:49:25	38.582	12.19
13/06/21	10:49:26	38.582	12.19
13/06/21	10:49:27	38.582	12.19
13/06/21	10:49:28	38.582	12.19
13/06/21	10:49:29	38.582	12.19
13/06/21	10:49:30	38.582	12.19
13/06/21	10:49:31	38.582	12.19
13/06/21	10:49:32	38.582	12.19
13/06/21	10:49:33	38.582	12.19
13/06/21	10:49:34	38.582	12.19
13/06/21	10:49:35	38.582	12.19
13/06/21	10:49:36	38.582	12.19
13/06/21	10:49:37	38.582	12.19
13/06/21	10:49:38	38.582	12.19
13/06/21	10:49:39	38.582	12.19
13/06/21	10:49:40	38.582	12.19
13/06/21	10:49:41	38.582	12.19
13/06/21	10:49:42	38.582	12.19
13/06/21	10:49:43	38.582	12.19
13/06/21	10:49:44	38.582	12.19
13/06/21	10:49:45	38.565	12.19
13/06/21	10:49:46	38.582	12.19
13/06/21	10:49:47	38.582	12.19
13/06/21	10:49:48	38.582	12.19
13/06/21	10:49:49	38.582	12.19
13/06/21	10:49:50	38.582	12.19
13/06/21	10:49:51	38.582	12.19
13/06/21	10:49:52	38.565	12.19
13/06/21	10:49:53	38.582	12.19
13/06/21	10:49:54	38.582	12.19
13/06/21	10:49:55	38.582	12.19
13/06/21	10:49:56	38.582	12.19
13/06/21	10:49:57	38.582	12.19
13/06/21	10:49:58	38.582	12.19
13/06/21	10:49:59	38.582	12.19
13/06/21	10:50:00	38.582	12.19
13/06/21	10:50:01	38.582	12.19
13/06/21	10:50:02	38.582	12.19
13/06/21	10:50:03	38.582	12.19
13/06/21	10:50:04	38.582	12.19
13/06/21	10:50:05	38.582	12.19
13/06/21	10:50:06	38.582	12.19
13/06/21	10:50:07	38.582	12.19
13/06/21	10:50:08	38.582	12.19
13/06/21	10:50:09	38.582	12.19
13/06/21	10:50:10	38.582	12.19
13/06/21	10:50:11	38.582	12.19
13/06/21	10:50:12	38.582	12.19
13/06/21	10:50:13	38.582	12.19
13/06/21	10:50:14	38.582	12.19
13/06/21	10:50:15	38.582	12.19
13/06/21	10:50:16	38.565	12.19
13/06/21	10:50:17	38.582	12.19
13/06/21	10:50:18	38.582	12.19

13/06/21	10:50:19	38.582	12.19
13/06/21	10:50:20	38.582	12.19
13/06/21	10:50:21	38.582	12.19
13/06/21	10:50:22	38.582	12.19
13/06/21	10:50:23	38.582	12.19
13/06/21	10:50:24	38.582	12.19
13/06/21	10:50:25	38.582	12.19
13/06/21	10:50:26	38.582	12.19
13/06/21	10:50:27	38.582	12.19
13/06/21	10:50:28	38.582	12.19
13/06/21	10:50:29	38.582	12.19
13/06/21	10:50:30	38.582	12.19
13/06/21	10:50:31	38.582	12.19
13/06/21	10:50:32	38.582	12.19
13/06/21	10:50:33	38.582	12.19
13/06/21	10:50:34	38.582	12.19
13/06/21	10:50:35	38.582	12.19
13/06/21	10:50:36	38.582	12.19
13/06/21	10:50:37	38.582	12.19
13/06/21	10:50:38	38.582	12.19
13/06/21	10:50:39	38.582	12.19
13/06/21	10:50:40	38.582	12.19
13/06/21	10:50:41	38.582	12.19
13/06/21	10:50:42	38.582	12.19
13/06/21	10:50:43	38.582	12.19
13/06/21	10:50:44	38.582	12.19
13/06/21	10:50:45	38.582	12.19
13/06/21	10:50:46	38.582	12.19
13/06/21	10:50:47	38.582	12.19
13/06/21	10:50:48	38.582	12.19
13/06/21	10:50:49	38.565	12.19
13/06/21	10:50:50	38.582	12.19
13/06/21	10:50:51	38.582	12.19
13/06/21	10:50:52	38.582	12.19
13/06/21	10:50:53	38.582	12.19
13/06/21	10:50:54	38.582	12.19
13/06/21	10:50:55	38.582	12.19
13/06/21	10:50:56	38.582	12.19
13/06/21	10:50:57	38.565	12.19
13/06/21	10:50:58	38.565	12.19
13/06/21	10:50:59	38.565	12.19
13/06/21	10:51:00	38.582	12.19
13/06/21	10:51:01	38.565	12.19
13/06/21	10:51:02	38.582	12.19
13/06/21	10:51:03	38.582	12.19
13/06/21	10:51:04	38.582	12.19
13/06/21	10:51:05	38.582	12.19
13/06/21	10:51:06	38.565	12.19
13/06/21	10:51:07	38.565	12.19
13/06/21	10:51:08	38.565	12.19
13/06/21	10:51:09	38.582	12.19
13/06/21	10:51:10	38.565	12.19
13/06/21	10:51:11	38.582	12.19
13/06/21	10:51:12	38.582	12.19
13/06/21	10:51:13	38.565	12.19
13/06/21	10:51:14	38.565	12.19
13/06/21	10:51:15	38.582	12.19
13/06/21	10:51:16	38.565	12.19
13/06/21	10:51:17	38.565	12.19
13/06/21	10:51:18	38.565	12.19
13/06/21	10:51:19	38.565	12.19
13/06/21	10:51:20	38.582	12.19
13/06/21	10:51:21	38.582	12.19
13/06/21	10:51:22	38.582	12.19
13/06/21	10:51:23	38.582	12.19
13/06/21	10:51:24	38.565	12.19

13/06/21	10:51:25	38.582	12.19
13/06/21	10:51:26	38.565	12.19
13/06/21	10:51:27	38.582	12.19
13/06/21	10:51:28	38.582	12.19
13/06/21	10:51:29	38.565	12.19
13/06/21	10:51:30	38.565	12.19
13/06/21	10:51:31	38.565	12.19
13/06/21	10:51:32	38.565	12.19
13/06/21	10:51:33	38.565	12.19
13/06/21	10:51:34	38.582	12.19
13/06/21	10:51:35	38.582	12.19
13/06/21	10:51:36	38.582	12.19
13/06/21	10:51:37	38.565	12.19
13/06/21	10:51:38	38.582	12.19
13/06/21	10:51:39	38.582	12.19
13/06/21	10:51:40	38.565	12.19
13/06/21	10:51:41	38.565	12.19
13/06/21	10:51:42	38.565	12.19
13/06/21	10:51:43	38.565	12.19
13/06/21	10:51:44	38.565	12.19
13/06/21	10:51:45	38.565	12.19
13/06/21	10:51:46	38.565	12.19
13/06/21	10:51:47	38.565	12.19
13/06/21	10:51:48	38.565	12.19
13/06/21	10:51:49	38.565	12.19
13/06/21	10:51:50	38.565	12.19
13/06/21	10:51:51	38.582	12.19
13/06/21	10:51:52	38.565	12.19
13/06/21	10:51:53	38.582	12.19
13/06/21	10:51:54	38.565	12.19
13/06/21	10:51:55	38.565	12.19
13/06/21	10:51:56	38.565	12.19
13/06/21	10:51:57	38.565	12.19
13/06/21	10:51:58	38.565	12.19
13/06/21	10:51:59	38.565	12.19
13/06/21	10:52:00	38.565	12.19
13/06/21	10:52:01	38.565	12.19
13/06/21	10:52:02	38.565	12.19
13/06/21	10:52:03	38.565	12.19
13/06/21	10:52:04	38.565	12.19
13/06/21	10:52:05	38.565	12.19
13/06/21	10:52:06	38.565	12.19
13/06/21	10:52:07	38.582	12.19
13/06/21	10:52:08	38.565	12.19
13/06/21	10:52:09	38.565	12.19
13/06/21	10:52:10	38.565	12.19
13/06/21	10:52:11	38.565	12.19
13/06/21	10:52:12	38.565	12.19
13/06/21	10:52:13	38.565	12.19
13/06/21	10:52:14	38.565	12.19
13/06/21	10:52:15	38.582	12.19
13/06/21	10:52:16	38.565	12.19
13/06/21	10:52:17	38.565	12.19
13/06/21	10:52:18	38.565	12.19
13/06/21	10:52:19	38.565	12.19
13/06/21	10:52:20	38.565	12.19
13/06/21	10:52:21	38.582	12.19
13/06/21	10:52:22	38.565	12.19
13/06/21	10:52:23	38.565	12.19
13/06/21	10:52:24	38.565	12.19
13/06/21	10:52:25	38.565	12.19
13/06/21	10:52:26	38.565	12.19
13/06/21	10:52:27	38.565	12.19
13/06/21	10:52:28	38.565	12.19
13/06/21	10:52:29	38.565	12.19
13/06/21	10:52:30	38.565	12.19

13/06/21	10:52:31	38.565	12.19
13/06/21	10:52:32	38.565	12.19
13/06/21	10:52:33	38.565	12.19
13/06/21	10:52:34	38.565	12.19
13/06/21	10:52:35	38.565	12.19
13/06/21	10:52:36	38.565	12.19
13/06/21	10:52:37	38.565	12.19
13/06/21	10:52:38	38.565	12.19
13/06/21	10:52:39	38.565	12.19
13/06/21	10:52:40	38.565	12.19
13/06/21	10:52:41	38.565	12.19
13/06/21	10:52:42	38.565	12.19
13/06/21	10:52:43	38.565	12.19
13/06/21	10:52:44	38.565	12.19
13/06/21	10:52:45	38.565	12.19
13/06/21	10:52:46	38.565	12.19
13/06/21	10:52:47	38.565	12.19
13/06/21	10:52:48	38.565	12.19
13/06/21	10:52:49	38.565	12.19
13/06/21	10:52:50	38.565	12.19
13/06/21	10:52:51	38.565	12.19
13/06/21	10:52:52	38.565	12.19
13/06/21	10:52:53	38.565	12.19
13/06/21	10:52:54	38.565	12.19
13/06/21	10:52:55	38.565	12.19
13/06/21	10:52:56	38.565	12.19
13/06/21	10:52:57	38.565	12.19
13/06/21	10:52:58	38.565	12.19
13/06/21	10:52:59	38.565	12.19
13/06/21	10:53:00	38.565	12.19
13/06/21	10:53:01	38.565	12.19
13/06/21	10:53:02	38.565	12.19
13/06/21	10:53:03	38.565	12.19
13/06/21	10:53:04	38.565	12.19
13/06/21	10:53:05	38.565	12.19
13/06/21	10:53:06	38.565	12.19
13/06/21	10:53:07	38.565	12.19
13/06/21	10:53:08	38.565	12.19
13/06/21	10:53:09	38.565	12.19
13/06/21	10:53:10	38.565	12.19
13/06/21	10:53:11	38.565	12.19
13/06/21	10:53:12	38.565	12.19
13/06/21	10:53:13	38.565	12.19
13/06/21	10:53:14	38.565	12.19
13/06/21	10:53:15	38.565	12.19
13/06/21	10:53:16	38.565	12.19
13/06/21	10:53:17	38.565	12.19
13/06/21	10:53:18	38.565	12.19
13/06/21	10:53:19	38.565	12.19
13/06/21	10:53:20	38.565	12.19
13/06/21	10:53:21	38.565	12.19
13/06/21	10:53:22	38.565	12.19
13/06/21	10:53:23	38.565	12.19
13/06/21	10:53:24	38.565	12.19
13/06/21	10:53:25	38.565	12.19
13/06/21	10:53:26	38.565	12.19
13/06/21	10:53:27	38.565	12.19
13/06/21	10:53:28	38.565	12.19
13/06/21	10:53:29	38.565	12.19
13/06/21	10:53:30	38.565	12.19
13/06/21	10:53:31	38.565	12.19
13/06/21	10:53:32	38.565	12.19
13/06/21	10:53:33	38.565	12.19
13/06/21	10:53:34	38.565	12.19
13/06/21	10:53:35	38.565	12.19
13/06/21	10:53:36	38.565	12.19

13/06/21	10:53:37	38.565	12.19
13/06/21	10:53:38	38.565	12.19
13/06/21	10:53:39	38.565	12.19
13/06/21	10:53:40	38.565	12.19
13/06/21	10:53:41	38.565	12.19
13/06/21	10:53:42	38.565	12.19
13/06/21	10:53:43	38.565	12.19
13/06/21	10:53:44	38.565	12.19
13/06/21	10:53:45	38.565	12.19
13/06/21	10:53:46	38.565	12.19
13/06/21	10:53:47	38.565	12.19
13/06/21	10:53:48	38.565	12.19
13/06/21	10:53:49	38.565	12.19
13/06/21	10:53:50	38.565	12.19
13/06/21	10:53:51	38.565	12.19
13/06/21	10:53:52	38.565	12.19
13/06/21	10:53:53	38.565	12.19
13/06/21	10:53:54	38.565	12.19
13/06/21	10:53:55	38.565	12.19
13/06/21	10:53:56	38.565	12.19
13/06/21	10:53:57	38.565	12.19
13/06/21	10:53:58	38.565	12.19
13/06/21	10:53:59	38.565	12.19
13/06/21	10:54:00	38.565	12.19
13/06/21	10:54:01	38.565	12.19
13/06/21	10:54:02	38.565	12.19
13/06/21	10:54:03	38.565	12.19
13/06/21	10:54:04	38.565	12.19
13/06/21	10:54:05	38.565	12.19
13/06/21	10:54:06	38.565	12.19
13/06/21	10:54:07	38.565	12.19
13/06/21	10:54:08	38.565	12.19
13/06/21	10:54:09	38.565	12.19
13/06/21	10:54:10	38.565	12.19
13/06/21	10:54:11	38.565	12.19
13/06/21	10:54:12	38.565	12.19
13/06/21	10:54:13	38.565	12.19
13/06/21	10:54:14	38.565	12.19
13/06/21	10:54:15	38.565	12.19
13/06/21	10:54:16	38.565	12.19
13/06/21	10:54:17	38.565	12.19
13/06/21	10:54:18	38.565	12.19
13/06/21	10:54:19	38.565	12.19
13/06/21	10:54:20	38.565	12.19
13/06/21	10:54:21	38.565	12.19
13/06/21	10:54:22	38.565	12.19
13/06/21	10:54:23	38.565	12.19
13/06/21	10:54:24	38.565	12.19
13/06/21	10:54:25	38.565	12.19
13/06/21	10:54:26	38.565	12.19
13/06/21	10:54:27	38.565	12.19
13/06/21	10:54:28	38.565	12.19
13/06/21	10:54:29	38.565	12.19
13/06/21	10:54:30	38.565	12.19
13/06/21	10:54:31	38.565	12.19
13/06/21	10:54:32	38.565	12.19
13/06/21	10:54:33	38.565	12.19
13/06/21	10:54:34	38.565	12.19
13/06/21	10:54:35	38.565	12.19
13/06/21	10:54:36	38.565	12.19
13/06/21	10:54:37	38.565	12.19
13/06/21	10:54:38	38.565	12.19
13/06/21	10:54:39	38.565	12.19
13/06/21	10:54:40	38.565	12.19
13/06/21	10:54:41	38.565	12.19
13/06/21	10:54:42	38.565	12.19

13/06/21	10:54:43	38.565	12.19
13/06/21	10:54:44	38.565	12.19
13/06/21	10:54:45	38.565	12.19
13/06/21	10:54:46	38.565	12.19
13/06/21	10:54:47	38.565	12.19
13/06/21	10:54:48	38.565	12.19
13/06/21	10:54:49	38.565	12.19
13/06/21	10:54:50	38.565	12.19
13/06/21	10:54:51	38.565	12.19
13/06/21	10:54:52	38.565	12.19
13/06/21	10:54:53	38.565	12.19
13/06/21	10:54:54	38.565	12.19
13/06/21	10:54:55	38.565	12.19
13/06/21	10:54:56	38.565	12.19
13/06/21	10:54:57	38.565	12.19
13/06/21	10:54:58	38.565	12.19
13/06/21	10:54:59	38.565	12.19
13/06/21	10:55:00	38.565	12.19
13/06/21	10:55:01	38.565	12.19
13/06/21	10:55:02	38.565	12.19
13/06/21	10:55:03	38.565	12.19
13/06/21	10:55:04	38.548	12.19
13/06/21	10:55:05	38.565	12.19
13/06/21	10:55:06	38.565	12.13
13/06/21	10:55:07	38.565	12.19
13/06/21	10:55:08	38.565	12.19
13/06/21	10:55:09	38.565	12.19
13/06/21	10:55:10	38.565	12.19
13/06/21	10:55:11	38.565	12.19
13/06/21	10:55:12	38.565	12.19
13/06/21	10:55:13	38.565	12.19
13/06/21	10:55:14	38.565	12.19
13/06/21	10:55:15	38.565	12.19
13/06/21	10:55:16	38.565	12.19
13/06/21	10:55:17	38.565	12.19
13/06/21	10:55:18	38.565	12.19
13/06/21	10:55:19	38.565	12.19
13/06/21	10:55:20	38.565	12.19
13/06/21	10:55:21	38.565	12.19
13/06/21	10:55:22	38.565	12.19
13/06/21	10:55:23	38.565	12.13
13/06/21	10:55:24	38.565	12.19
13/06/21	10:55:25	38.565	12.19
13/06/21	10:55:26	38.565	12.19
13/06/21	10:55:27	38.565	12.19
13/06/21	10:55:28	38.565	12.19
13/06/21	10:55:29	38.565	12.19
13/06/21	10:55:30	38.565	12.19
13/06/21	10:55:31	38.565	12.19
13/06/21	10:55:32	38.565	12.19
13/06/21	10:55:33	38.565	12.13
13/06/21	10:55:34	38.582	12.19
13/06/21	10:55:35	38.582	12.19
13/06/21	10:55:36	38.565	12.19
13/06/21	10:55:37	38.565	12.13
13/06/21	10:55:38	38.565	12.19
13/06/21	10:55:39	38.565	12.19
13/06/21	10:55:40	38.565	12.13
13/06/21	10:55:41	38.565	12.13
13/06/21	10:55:42	38.565	12.19
13/06/21	10:55:43	38.565	12.19
13/06/21	10:55:44	38.565	12.19
13/06/21	10:55:45	38.565	12.13
13/06/21	10:55:46	38.565	12.19
13/06/21	10:55:47	38.565	12.19
13/06/21	10:55:48	38.565	12.13

13/06/21	10:55:49	38.565	12.13
13/06/21	10:55:50	38.565	12.13
13/06/21	10:55:51	38.565	12.19
13/06/21	10:55:52	38.565	12.19
13/06/21	10:55:53	38.565	12.19
13/06/21	10:55:54	38.565	12.19
13/06/21	10:55:55	38.565	12.13
13/06/21	10:55:56	38.565	12.19
13/06/21	10:55:57	38.565	12.19
13/06/21	10:55:58	38.565	12.19
13/06/21	10:55:59	38.565	12.13
13/06/21	10:56:00	38.565	12.13
13/06/21	10:56:01	38.565	12.19
13/06/21	10:56:02	38.565	12.13
13/06/21	10:56:03	38.565	12.13
13/06/21	10:56:04	38.565	12.13
13/06/21	10:56:05	38.565	12.13
13/06/21	10:56:06	38.565	12.13
13/06/21	10:56:07	38.565	12.13
13/06/21	10:56:08	38.565	12.13
13/06/21	10:56:09	38.565	12.13
13/06/21	10:56:10	38.565	12.13
13/06/21	10:56:11	38.565	12.19
13/06/21	10:56:12	38.565	12.13
13/06/21	10:56:13	38.565	12.13
13/06/21	10:56:14	38.565	12.19
13/06/21	10:56:15	38.565	12.13
13/06/21	10:56:16	38.565	12.13
13/06/21	10:56:17	38.565	12.13
13/06/21	10:56:18	38.565	12.13
13/06/21	10:56:19	38.565	12.13
13/06/21	10:56:20	38.565	12.13
13/06/21	10:56:21	38.565	12.13
13/06/21	10:56:22	38.565	12.13
13/06/21	10:56:23	38.565	12.19
13/06/21	10:56:24	38.565	12.13
13/06/21	10:56:25	38.565	12.13
13/06/21	10:56:26	38.565	12.13
13/06/21	10:56:27	38.565	12.13
13/06/21	10:56:28	38.565	12.13
13/06/21	10:56:29	38.565	12.13
13/06/21	10:56:30	38.565	12.13
13/06/21	10:56:31	38.565	12.13
13/06/21	10:56:32	38.565	12.13
13/06/21	10:56:33	38.565	12.13
13/06/21	10:56:34	38.565	12.13
13/06/21	10:56:35	38.565	12.13
13/06/21	10:56:36	38.565	12.13
13/06/21	10:56:37	38.565	12.13
13/06/21	10:56:38	38.565	12.13
13/06/21	10:56:39	38.565	12.13
13/06/21	10:56:40	38.565	12.13
13/06/21	10:56:41	38.565	12.13
13/06/21	10:56:42	38.565	12.13
13/06/21	10:56:43	38.565	12.13
13/06/21	10:56:44	38.565	12.13
13/06/21	10:56:45	38.565	12.13
13/06/21	10:56:46	38.565	12.13
13/06/21	10:56:47	38.565	12.13
13/06/21	10:56:48	38.565	12.13
13/06/21	10:56:49	38.565	12.13
13/06/21	10:56:50	38.565	12.13
13/06/21	10:56:51	38.565	12.13
13/06/21	10:56:52	38.565	12.13
13/06/21	10:56:53	38.565	12.13
13/06/21	10:56:54	38.565	12.13

13/06/21	10:56:55	38.565	12.13
13/06/21	10:56:56	38.565	12.13
13/06/21	10:56:57	38.565	12.13
13/06/21	10:56:58	38.565	12.13
13/06/21	10:56:59	38.565	12.13
13/06/21	10:57:00	38.565	12.13
13/06/21	10:57:01	38.565	12.13
13/06/21	10:57:02	38.565	12.13
13/06/21	10:57:03	38.565	12.13
13/06/21	10:57:04	38.565	12.13
13/06/21	10:57:05	38.565	12.13
13/06/21	10:57:06	38.565	12.13
13/06/21	10:57:07	38.565	12.13
13/06/21	10:57:08	38.565	12.13
13/06/21	10:57:09	38.565	12.13
13/06/21	10:57:10	38.565	12.13
13/06/21	10:57:11	38.565	12.13
13/06/21	10:57:12	38.565	12.13
13/06/21	10:57:13	38.565	12.13
13/06/21	10:57:14	38.565	12.13
13/06/21	10:57:15	38.565	12.13
13/06/21	10:57:16	38.565	12.13
13/06/21	10:57:17	38.565	12.13
13/06/21	10:57:18	38.565	12.13
13/06/21	10:57:19	38.565	12.13
13/06/21	10:57:20	38.565	12.13
13/06/21	10:57:21	38.565	12.13
13/06/21	10:57:22	38.565	12.13
13/06/21	10:57:23	38.565	12.13
13/06/21	10:57:24	38.565	12.13
13/06/21	10:57:25	38.565	12.13
13/06/21	10:57:26	38.565	12.13
13/06/21	10:57:27	38.565	12.13
13/06/21	10:57:28	38.565	12.13
13/06/21	10:57:29	38.565	12.13
13/06/21	10:57:30	38.565	12.13
13/06/21	10:57:31	38.565	12.13
13/06/21	10:57:32	38.565	12.13
13/06/21	10:57:33	38.565	12.13
13/06/21	10:57:34	38.565	12.13
13/06/21	10:57:35	38.565	12.13
13/06/21	10:57:36	38.565	12.13
13/06/21	10:57:37	38.565	12.13
13/06/21	10:57:38	38.565	12.13
13/06/21	10:57:39	38.565	12.13
13/06/21	10:57:40	38.565	12.13
13/06/21	10:57:41	38.565	12.13
13/06/21	10:57:42	38.565	12.13
13/06/21	10:57:43	38.565	12.13
13/06/21	10:57:44	38.565	12.13
13/06/21	10:57:45	38.565	12.13
13/06/21	10:57:46	38.565	12.13
13/06/21	10:57:47	38.565	12.13
13/06/21	10:57:48	38.565	12.13
13/06/21	10:57:49	38.565	12.13
13/06/21	10:57:50	38.565	12.13
13/06/21	10:57:51	38.565	12.13
13/06/21	10:57:52	38.565	12.13
13/06/21	10:57:53	38.565	12.13
13/06/21	10:57:54	38.565	12.13
13/06/21	10:57:55	38.565	12.13
13/06/21	10:57:56	38.565	12.13
13/06/21	10:57:57	38.565	12.13
13/06/21	10:57:58	38.565	12.13
13/06/21	10:57:59	38.565	12.13
13/06/21	10:58:00	38.565	12.13

13/06/21	10:58:01	38.565	12.13
13/06/21	10:58:02	38.565	12.13
13/06/21	10:58:03	38.548	12.13
13/06/21	10:58:04	38.548	12.13
13/06/21	10:58:05	38.565	12.13
13/06/21	10:58:06	38.565	12.13
13/06/21	10:58:07	38.565	12.13
13/06/21	10:58:08	38.548	12.13
13/06/21	10:58:09	38.565	12.13
13/06/21	10:58:10	38.565	12.13
13/06/21	10:58:11	38.565	12.13
13/06/21	10:58:12	38.565	12.13
13/06/21	10:58:13	38.565	12.13
13/06/21	10:58:14	38.565	12.13
13/06/21	10:58:15	38.565	12.13
13/06/21	10:58:16	38.565	12.13
13/06/21	10:58:17	38.548	12.13
13/06/21	10:58:18	38.565	12.13
13/06/21	10:58:19	38.548	12.13
13/06/21	10:58:20	38.565	12.13
13/06/21	10:58:21	38.565	12.13
13/06/21	10:58:22	38.565	12.13
13/06/21	10:58:23	38.565	12.13
13/06/21	10:58:24	38.565	12.13
13/06/21	10:58:25	38.565	12.13
13/06/21	10:58:26	38.548	12.13
13/06/21	10:58:27	38.565	12.13
13/06/21	10:58:28	38.565	12.13
13/06/21	10:58:29	38.565	12.13
13/06/21	10:58:30	38.565	12.13
13/06/21	10:58:31	38.565	12.13
13/06/21	10:58:32	38.565	12.13
13/06/21	10:58:33	38.548	12.13
13/06/21	10:58:34	38.565	12.13
13/06/21	10:58:35	38.565	12.13
13/06/21	10:58:36	38.565	12.13
13/06/21	10:58:37	38.565	12.13
13/06/21	10:58:38	38.565	12.13
13/06/21	10:58:39	38.565	12.13
13/06/21	10:58:40	38.565	12.13
13/06/21	10:58:41	38.565	12.13
13/06/21	10:58:42	38.565	12.13
13/06/21	10:58:43	38.565	12.13
13/06/21	10:58:44	38.565	12.13
13/06/21	10:58:45	38.548	12.13
13/06/21	10:58:46	38.565	12.13
13/06/21	10:58:47	38.565	12.13
13/06/21	10:58:48	38.565	12.13
13/06/21	10:58:49	38.565	12.13
13/06/21	10:58:50	38.548	12.13
13/06/21	10:58:51	38.548	12.13
13/06/21	10:58:52	38.565	12.13
13/06/21	10:58:53	38.565	12.13
13/06/21	10:58:54	38.565	12.13
13/06/21	10:58:55	38.548	12.13
13/06/21	10:58:56	38.548	12.13
13/06/21	10:58:57	38.565	12.13
13/06/21	10:58:58	38.548	12.13
13/06/21	10:58:59	38.548	12.13
13/06/21	10:59:00	38.565	12.13
13/06/21	10:59:01	38.548	12.13
13/06/21	10:59:02	38.548	12.13
13/06/21	10:59:03	38.548	12.13
13/06/21	10:59:04	38.565	12.13
13/06/21	10:59:05	38.565	12.13
13/06/21	10:59:06	38.565	12.13

13/06/21	10:59:07	38.565	12.13
13/06/21	10:59:08	38.565	12.13
13/06/21	10:59:09	38.548	12.13
13/06/21	10:59:10	38.565	12.13
13/06/21	10:59:11	38.565	12.13
13/06/21	10:59:12	38.548	12.13
13/06/21	10:59:13	38.548	12.13
13/06/21	10:59:14	38.565	12.13
13/06/21	10:59:15	38.565	12.13
13/06/21	10:59:16	38.565	12.13
13/06/21	10:59:17	38.548	12.13
13/06/21	10:59:18	38.565	12.13
13/06/21	10:59:19	38.548	12.13
13/06/21	10:59:20	38.565	12.13
13/06/21	10:59:21	38.565	12.13
13/06/21	10:59:22	38.548	12.13
13/06/21	10:59:23	38.548	12.13
13/06/21	10:59:24	38.565	12.13
13/06/21	10:59:25	38.565	12.13
13/06/21	10:59:26	38.548	12.13
13/06/21	10:59:27	38.565	12.13
13/06/21	10:59:28	38.548	12.13
13/06/21	10:59:29	38.565	12.13
13/06/21	10:59:30	38.548	12.13
13/06/21	10:59:31	38.548	12.13
13/06/21	10:59:32	38.548	12.13
13/06/21	10:59:33	38.565	12.13
13/06/21	10:59:34	38.565	12.13
13/06/21	10:59:35	38.565	12.13
13/06/21	10:59:36	38.565	12.13
13/06/21	10:59:37	38.548	12.13
13/06/21	10:59:38	38.548	12.13
13/06/21	10:59:39	38.548	12.13
13/06/21	10:59:40	38.565	12.13
13/06/21	10:59:41	38.548	12.13
13/06/21	10:59:42	38.548	12.13
13/06/21	10:59:43	38.565	12.13
13/06/21	10:59:44	38.548	12.13
13/06/21	10:59:45	38.565	12.13
13/06/21	10:59:46	38.548	12.13
13/06/21	10:59:47	38.548	12.13
13/06/21	10:59:48	38.548	12.13
13/06/21	10:59:49	38.548	12.13
13/06/21	10:59:50	38.548	12.13
13/06/21	10:59:51	38.565	12.13
13/06/21	10:59:52	38.548	12.13
13/06/21	10:59:53	38.548	12.13
13/06/21	10:59:54	38.565	12.13
13/06/21	10:59:55	38.548	12.13
13/06/21	10:59:56	38.548	12.13
13/06/21	10:59:57	38.565	12.13
13/06/21	10:59:58	38.565	12.13
13/06/21	10:59:59	38.548	12.13
13/06/21	11:00:00	38.565	12.13
13/06/21	11:00:01	38.548	12.13
13/06/21	11:00:02	38.548	12.13
13/06/21	11:00:03	38.548	12.13
13/06/21	11:00:04	38.548	12.13
13/06/21	11:00:05	38.548	12.13
13/06/21	11:00:06	38.548	12.13
13/06/21	11:00:07	38.565	12.13
13/06/21	11:00:08	38.565	12.13
13/06/21	11:00:09	38.548	12.13
13/06/21	11:00:10	38.565	12.13
13/06/21	11:00:11	38.548	12.13
13/06/21	11:00:12	38.548	12.13

13/06/21	11:00:13	38.565	12.13
13/06/21	11:00:14	38.548	12.13
13/06/21	11:00:15	38.548	12.13
13/06/21	11:00:16	38.548	12.13
13/06/21	11:00:17	38.548	12.13
13/06/21	11:00:18	38.548	12.13
13/06/21	11:00:19	38.548	12.13
13/06/21	11:00:20	38.548	12.13
13/06/21	11:00:21	38.548	12.13
13/06/21	11:00:22	38.565	12.13
13/06/21	11:00:23	38.548	12.13
13/06/21	11:00:24	38.548	12.13
13/06/21	11:00:25	38.548	12.13
13/06/21	11:00:26	38.548	12.13
13/06/21	11:00:27	38.548	12.13
13/06/21	11:00:28	38.548	12.13
13/06/21	11:00:29	38.565	12.13
13/06/21	11:00:30	38.548	12.13
13/06/21	11:00:31	38.565	12.13
13/06/21	11:00:32	38.548	12.13
13/06/21	11:00:33	38.565	12.13
13/06/21	11:00:34	38.565	12.13
13/06/21	11:00:35	38.548	12.13
13/06/21	11:00:36	38.565	12.13
13/06/21	11:00:37	38.548	12.13
13/06/21	11:00:38	38.548	12.13
13/06/21	11:00:39	38.548	12.13
13/06/21	11:00:40	38.548	12.13
13/06/21	11:00:41	38.565	12.13
13/06/21	11:00:42	38.548	12.13
13/06/21	11:00:43	38.548	12.13
13/06/21	11:00:44	38.548	12.13
13/06/21	11:00:45	38.548	12.13
13/06/21	11:00:46	38.565	12.13
13/06/21	11:00:47	38.548	12.13
13/06/21	11:00:48	38.548	12.13
13/06/21	11:00:49	38.548	12.13
13/06/21	11:00:50	38.548	12.13
13/06/21	11:00:51	38.548	12.13
13/06/21	11:00:52	38.548	12.13
13/06/21	11:00:53	38.548	12.13
13/06/21	11:00:54	38.548	12.13
13/06/21	11:00:55	38.548	12.13
13/06/21	11:00:56	38.548	12.13
13/06/21	11:00:57	38.548	12.13
13/06/21	11:00:58	38.548	12.13
13/06/21	11:00:59	38.548	12.13
13/06/21	11:01:00	38.548	12.13
13/06/21	11:01:01	38.548	12.13
13/06/21	11:01:02	38.548	12.13
13/06/21	11:01:03	38.548	12.13
13/06/21	11:01:04	38.548	12.13
13/06/21	11:01:05	38.548	12.13
13/06/21	11:01:06	38.548	12.13
13/06/21	11:01:07	38.548	12.13
13/06/21	11:01:08	38.548	12.13
13/06/21	11:01:09	38.548	12.13
13/06/21	11:01:10	38.548	12.13
13/06/21	11:01:11	38.548	12.13
13/06/21	11:01:12	38.548	12.13
13/06/21	11:01:13	38.548	12.13
13/06/21	11:01:14	38.548	12.13
13/06/21	11:01:15	38.548	12.13
13/06/21	11:01:16	38.548	12.13
13/06/21	11:01:17	38.548	12.13
13/06/21	11:01:18	38.548	12.13

13/06/21	11:01:19	38.548	12.13
13/06/21	11:01:20	38.548	12.13
13/06/21	11:01:21	38.548	12.13
13/06/21	11:01:22	38.548	12.13
13/06/21	11:01:23	38.548	12.13
13/06/21	11:01:24	38.548	12.13
13/06/21	11:01:25	38.548	12.13
13/06/21	11:01:26	38.548	12.13
13/06/21	11:01:27	38.548	12.13
13/06/21	11:01:28	38.548	12.13
13/06/21	11:01:29	38.548	12.13
13/06/21	11:01:30	38.548	12.13
13/06/21	11:01:31	38.548	12.13
13/06/21	11:01:32	38.548	12.13
13/06/21	11:01:33	38.548	12.13
13/06/21	11:01:34	38.548	12.13
13/06/21	11:01:35	38.548	12.13
13/06/21	11:01:36	38.548	12.13
13/06/21	11:01:37	38.548	12.13
13/06/21	11:01:38	38.548	12.13
13/06/21	11:01:39	38.548	12.13
13/06/21	11:01:40	38.548	12.13
13/06/21	11:01:41	38.548	12.13
13/06/21	11:01:42	38.565	12.13
13/06/21	11:01:43	38.548	12.13
13/06/21	11:01:44	38.548	12.13
13/06/21	11:01:45	38.548	12.13
13/06/21	11:01:46	38.548	12.13
13/06/21	11:01:47	38.548	12.13
13/06/21	11:01:48	38.548	12.13
13/06/21	11:01:49	38.548	12.13
13/06/21	11:01:50	38.548	12.13
13/06/21	11:01:51	38.548	12.13
13/06/21	11:01:52	38.548	12.13
13/06/21	11:01:53	38.548	12.13
13/06/21	11:01:54	38.548	12.13
13/06/21	11:01:55	38.548	12.13
13/06/21	11:01:56	38.548	12.13
13/06/21	11:01:57	38.548	12.13
13/06/21	11:01:58	38.548	12.13
13/06/21	11:01:59	38.548	12.13
13/06/21	11:02:00	38.548	12.13
13/06/21	11:02:01	38.548	12.13
13/06/21	11:02:02	38.548	12.13
13/06/21	11:02:03	38.548	12.13
13/06/21	11:02:04	38.548	12.13
13/06/21	11:02:05	38.548	12.13
13/06/21	11:02:06	38.548	12.13
13/06/21	11:02:07	38.548	12.13
13/06/21	11:02:08	38.548	12.13
13/06/21	11:02:09	38.548	12.13
13/06/21	11:02:10	38.548	12.13
13/06/21	11:02:11	38.548	12.13
13/06/21	11:02:12	38.548	12.13
13/06/21	11:02:13	38.548	12.13
13/06/21	11:02:14	38.548	12.13
13/06/21	11:02:15	38.548	12.13
13/06/21	11:02:16	38.548	12.13
13/06/21	11:02:17	38.548	12.13
13/06/21	11:02:18	38.548	12.13
13/06/21	11:02:19	38.548	12.13
13/06/21	11:02:20	38.548	12.13
13/06/21	11:02:21	38.548	12.13
13/06/21	11:02:22	38.548	12.13
13/06/21	11:02:23	38.548	12.13
13/06/21	11:02:24	38.548	12.13

13/06/21	11:02:25	38.548	12.13
13/06/21	11:02:26	38.548	12.13
13/06/21	11:02:27	38.548	12.13
13/06/21	11:02:28	38.548	12.13
13/06/21	11:02:29	38.548	12.13
13/06/21	11:02:30	38.548	12.13
13/06/21	11:02:31	38.548	12.13
13/06/21	11:02:32	38.548	12.13
13/06/21	11:02:33	38.548	12.13
13/06/21	11:02:34	38.548	12.13
13/06/21	11:02:35	38.548	12.13
13/06/21	11:02:36	38.548	12.13
13/06/21	11:02:37	38.548	12.13
13/06/21	11:02:38	38.548	12.13
13/06/21	11:02:39	38.548	12.13
13/06/21	11:02:40	38.548	12.13
13/06/21	11:02:41	38.548	12.13
13/06/21	11:02:42	38.548	12.13
13/06/21	11:02:43	38.548	12.13
13/06/21	11:02:44	38.548	12.13
13/06/21	11:02:45	38.548	12.13
13/06/21	11:02:46	38.548	12.13
13/06/21	11:02:47	38.548	12.13
13/06/21	11:02:48	38.548	12.13
13/06/21	11:02:49	38.548	12.13
13/06/21	11:02:50	38.548	12.13
13/06/21	11:02:51	38.548	12.13
13/06/21	11:02:52	38.548	12.13
13/06/21	11:02:53	38.548	12.13
13/06/21	11:02:54	38.548	12.13
13/06/21	11:02:55	38.548	12.13
13/06/21	11:02:56	38.548	12.13
13/06/21	11:02:57	38.548	12.13
13/06/21	11:02:58	38.548	12.13
13/06/21	11:02:59	38.548	12.13
13/06/21	11:03:00	38.548	12.13
13/06/21	11:03:01	38.548	12.13
13/06/21	11:03:02	38.548	12.13
13/06/21	11:03:03	38.548	12.13
13/06/21	11:03:04	38.548	12.13
13/06/21	11:03:05	38.548	12.13
13/06/21	11:03:06	38.548	12.13
13/06/21	11:03:07	38.548	12.13
13/06/21	11:03:08	38.548	12.13
13/06/21	11:03:09	38.548	12.13
13/06/21	11:03:10	38.548	12.13
13/06/21	11:03:11	38.548	12.13
13/06/21	11:03:12	38.548	12.13
13/06/21	11:03:13	38.548	12.13
13/06/21	11:03:14	38.548	12.13
13/06/21	11:03:15	38.548	12.13
13/06/21	11:03:16	38.548	12.13
13/06/21	11:03:17	38.548	12.13
13/06/21	11:03:18	38.548	12.13
13/06/21	11:03:19	38.548	12.13
13/06/21	11:03:20	38.548	12.13
13/06/21	11:03:21	38.548	12.13
13/06/21	11:03:22	38.548	12.13
13/06/21	11:03:23	38.548	12.13
13/06/21	11:03:24	38.548	12.13
13/06/21	11:03:25	38.548	12.13
13/06/21	11:03:26	38.548	12.13
13/06/21	11:03:27	38.548	12.13
13/06/21	11:03:28	38.548	12.13
13/06/21	11:03:29	38.548	12.13
13/06/21	11:03:30	38.548	12.13

13/06/21	11:03:31	38.548	12.13
13/06/21	11:03:32	38.548	12.13
13/06/21	11:03:33	38.548	12.13
13/06/21	11:03:34	38.548	12.13
13/06/21	11:03:35	38.548	12.13
13/06/21	11:03:36	38.548	12.13
13/06/21	11:03:37	38.548	12.13
13/06/21	11:03:38	38.548	12.13
13/06/21	11:03:39	38.548	12.13
13/06/21	11:03:40	38.548	12.13
13/06/21	11:03:41	38.548	12.13
13/06/21	11:03:42	38.548	12.13
13/06/21	11:03:43	38.548	12.13
13/06/21	11:03:44	38.548	12.13
13/06/21	11:03:45	38.548	12.13
13/06/21	11:03:46	38.548	12.13
13/06/21	11:03:47	38.548	12.13
13/06/21	11:03:48	38.548	12.13
13/06/21	11:03:49	38.548	12.13
13/06/21	11:03:50	38.548	12.13
13/06/21	11:03:51	38.548	12.13
13/06/21	11:03:52	38.548	12.13
13/06/21	11:03:53	38.548	12.13
13/06/21	11:03:54	38.548	12.13
13/06/21	11:03:55	38.548	12.13
13/06/21	11:03:56	38.548	12.13
13/06/21	11:03:57	38.548	12.13
13/06/21	11:03:58	38.548	12.13
13/06/21	11:03:59	38.548	12.13
13/06/21	11:04:00	38.548	12.13
13/06/21	11:04:01	38.548	12.13
13/06/21	11:04:02	38.548	12.13
13/06/21	11:04:03	38.548	12.13
13/06/21	11:04:04	38.548	12.13
13/06/21	11:04:05	38.548	12.13
13/06/21	11:04:06	38.548	12.13
13/06/21	11:04:07	38.548	12.13
13/06/21	11:04:08	38.548	12.13
13/06/21	11:04:09	38.548	12.13
13/06/21	11:04:10	38.548	12.13
13/06/21	11:04:11	38.548	12.13
13/06/21	11:04:12	38.548	12.13
13/06/21	11:04:13	38.548	12.13
13/06/21	11:04:14	38.548	12.13
13/06/21	11:04:15	38.548	12.13
13/06/21	11:04:16	38.548	12.13
13/06/21	11:04:17	38.548	12.06
13/06/21	11:04:18	38.548	12.13
13/06/21	11:04:19	38.548	12.13
13/06/21	11:04:20	38.548	12.13
13/06/21	11:04:21	38.548	12.13
13/06/21	11:04:22	38.548	12.13
13/06/21	11:04:23	38.548	12.13
13/06/21	11:04:24	38.548	12.13
13/06/21	11:04:25	38.548	12.13
13/06/21	11:04:26	38.548	12.13
13/06/21	11:04:27	38.548	12.13
13/06/21	11:04:28	38.548	12.06
13/06/21	11:04:29	38.548	12.13
13/06/21	11:04:30	38.548	12.13
13/06/21	11:04:31	38.548	12.13
13/06/21	11:04:32	38.548	12.13
13/06/21	11:04:33	38.548	12.13
13/06/21	11:04:34	38.548	12.06
13/06/21	11:04:35	38.548	12.13
13/06/21	11:04:36	38.548	12.13

13/06/21	11:04:37	38.548	12.13
13/06/21	11:04:38	38.548	12.13
13/06/21	11:04:39	38.548	12.13
13/06/21	11:04:40	38.548	12.13
13/06/21	11:04:41	38.548	12.13
13/06/21	11:04:42	38.548	12.13
13/06/21	11:04:43	38.548	12.13
13/06/21	11:04:44	38.548	12.13
13/06/21	11:04:45	38.548	12.13
13/06/21	11:04:46	38.548	12.13
13/06/21	11:04:47	38.548	12.13
13/06/21	11:04:48	38.548	12.13
13/06/21	11:04:49	38.548	12.13
13/06/21	11:04:50	38.548	12.13
13/06/21	11:04:51	38.548	12.13
13/06/21	11:04:52	38.548	12.13
13/06/21	11:04:53	38.548	12.13
13/06/21	11:04:54	38.548	12.13
13/06/21	11:04:55	38.548	12.13
13/06/21	11:04:56	38.548	12.13
13/06/21	11:04:57	38.548	12.13
13/06/21	11:04:58	38.548	12.13
13/06/21	11:04:59	38.548	12.06
13/06/21	11:05:00	38.548	12.13
13/06/21	11:05:01	38.548	12.13
13/06/21	11:05:02	38.548	12.13
13/06/21	11:05:03	38.548	12.13
13/06/21	11:05:04	38.548	12.13
13/06/21	11:05:05	38.548	12.13
13/06/21	11:05:06	38.548	12.13
13/06/21	11:05:07	38.548	12.06
13/06/21	11:05:08	38.548	12.13
13/06/21	11:05:09	38.548	12.06
13/06/21	11:05:10	38.548	12.13
13/06/21	11:05:11	38.548	12.06
13/06/21	11:05:12	38.548	12.06
13/06/21	11:05:13	38.548	12.06
13/06/21	11:05:14	38.548	12.13
13/06/21	11:05:15	38.548	12.06
13/06/21	11:05:16	38.548	12.06
13/06/21	11:05:17	38.548	12.06
13/06/21	11:05:18	38.548	12.13
13/06/21	11:05:19	38.548	12.06
13/06/21	11:05:20	38.548	12.13
13/06/21	11:05:21	38.548	12.13
13/06/21	11:05:22	38.548	12.06
13/06/21	11:05:23	38.548	12.06
13/06/21	11:05:24	38.548	12.13
13/06/21	11:05:25	38.548	12.06
13/06/21	11:05:26	38.548	12.13
13/06/21	11:05:27	38.548	12.06
13/06/21	11:05:28	38.548	12.06
13/06/21	11:05:29	38.548	12.06
13/06/21	11:05:30	38.548	12.06
13/06/21	11:05:31	38.548	12.06
13/06/21	11:05:32	38.548	12.06
13/06/21	11:05:33	38.548	12.13
13/06/21	11:05:34	38.548	12.06
13/06/21	11:05:35	38.548	12.13
13/06/21	11:05:36	38.548	12.06
13/06/21	11:05:37	38.548	12.06
13/06/21	11:05:38	38.548	12.06
13/06/21	11:05:39	38.548	12.06
13/06/21	11:05:40	38.548	12.06
13/06/21	11:05:41	38.548	12.06
13/06/21	11:05:42	38.548	12.06

13/06/21	11:05:43	38.548	12.06
13/06/21	11:05:44	38.548	12.06
13/06/21	11:05:45	38.548	12.13
13/06/21	11:05:46	38.548	12.06
13/06/21	11:05:47	38.548	12.06
13/06/21	11:05:48	38.548	12.13
13/06/21	11:05:49	38.548	12.06
13/06/21	11:05:50	38.548	12.06
13/06/21	11:05:51	38.548	12.06
13/06/21	11:05:52	38.548	12.13
13/06/21	11:05:53	38.548	12.13
13/06/21	11:05:54	38.548	12.06
13/06/21	11:05:55	38.548	12.13
13/06/21	11:05:56	38.548	12.06
13/06/21	11:05:57	38.548	12.06
13/06/21	11:05:58	38.548	12.13
13/06/21	11:05:59	38.548	12.06
13/06/21	11:06:00	38.548	12.06
13/06/21	11:06:01	38.548	12.06
13/06/21	11:06:02	38.548	12.13
13/06/21	11:06:03	38.548	12.06
13/06/21	11:06:04	38.548	12.06
13/06/21	11:06:05	38.548	12.06
13/06/21	11:06:06	38.548	12.13
13/06/21	11:06:07	38.548	12.06
13/06/21	11:06:08	38.548	12.06
13/06/21	11:06:09	38.548	12.13
13/06/21	11:06:10	38.548	12.06
13/06/21	11:06:11	38.548	12.06
13/06/21	11:06:12	38.548	12.06
13/06/21	11:06:13	38.548	12.06
13/06/21	11:06:14	38.548	12.06
13/06/21	11:06:15	38.548	12.06
13/06/21	11:06:16	38.548	12.06
13/06/21	11:06:17	38.548	12.06
13/06/21	11:06:18	38.548	12.06
13/06/21	11:06:19	38.548	12.06
13/06/21	11:06:20	38.548	12.06
13/06/21	11:06:21	38.548	12.06
13/06/21	11:06:22	38.548	12.06
13/06/21	11:06:23	38.548	12.06
13/06/21	11:06:24	38.548	12.06
13/06/21	11:06:25	38.548	12.06
13/06/21	11:06:26	38.548	12.06
13/06/21	11:06:27	38.548	12.06
13/06/21	11:06:28	38.548	12.06
13/06/21	11:06:29	38.548	12.06
13/06/21	11:06:30	38.548	12.06
13/06/21	11:06:31	38.548	12.06
13/06/21	11:06:32	38.548	12.06
13/06/21	11:06:33	38.548	12.06
13/06/21	11:06:34	38.548	12.06
13/06/21	11:06:35	38.548	12.06
13/06/21	11:06:36	38.548	12.06
13/06/21	11:06:37	38.548	12.06
13/06/21	11:06:38	38.548	12.06
13/06/21	11:06:39	38.548	12.06
13/06/21	11:06:40	38.548	12.06
13/06/21	11:06:41	38.548	12.06
13/06/21	11:06:42	38.548	12.06
13/06/21	11:06:43	38.548	12.06
13/06/21	11:06:44	38.548	12.06
13/06/21	11:06:45	38.548	12.06
13/06/21	11:06:46	38.548	12.06
13/06/21	11:06:47	38.548	12.06
13/06/21	11:06:48	38.548	12.06

13/06/21	11:06:49	38.548	12.06
13/06/21	11:06:50	38.548	12.06
13/06/21	11:06:51	38.548	12.06
13/06/21	11:06:52	38.548	12.06
13/06/21	11:06:53	38.548	12.06
13/06/21	11:06:54	38.548	12.06
13/06/21	11:06:55	38.548	12.06
13/06/21	11:06:56	38.548	12.06
13/06/21	11:06:57	38.548	12.06
13/06/21	11:06:58	38.548	12.06
13/06/21	11:06:59	38.548	12.06
13/06/21	11:07:00	38.548	12.06
13/06/21	11:07:01	38.548	12.06
13/06/21	11:07:02	38.548	12.06
13/06/21	11:07:03	38.548	12.06
13/06/21	11:07:04	38.548	12.06
13/06/21	11:07:05	38.548	12.06
13/06/21	11:07:06	38.548	12.06
13/06/21	11:07:07	38.548	12.06
13/06/21	11:07:08	38.548	12.06
13/06/21	11:07:09	38.548	12.06
13/06/21	11:07:10	38.548	12.06
13/06/21	11:07:11	38.548	12.06
13/06/21	11:07:12	38.548	12.06
13/06/21	11:07:13	38.548	12.06
13/06/21	11:07:14	38.548	12.06
13/06/21	11:07:15	38.548	12.06
13/06/21	11:07:16	38.548	12.06
13/06/21	11:07:17	38.548	12.06
13/06/21	11:07:18	38.548	12.06
13/06/21	11:07:19	38.548	12.06
13/06/21	11:07:20	38.548	12.06
13/06/21	11:07:21	38.548	12.06
13/06/21	11:07:22	38.548	12.06
13/06/21	11:07:23	38.548	12.06
13/06/21	11:07:24	38.548	12.06
13/06/21	11:07:25	38.548	12.06
13/06/21	11:07:26	38.548	12.06
13/06/21	11:07:27	38.548	12.06
13/06/21	11:07:28	38.548	12.06
13/06/21	11:07:29	38.548	12.06
13/06/21	11:07:30	38.531	12.06
13/06/21	11:07:31	38.548	12.06
13/06/21	11:07:32	38.548	12.06
13/06/21	11:07:33	38.548	12.06
13/06/21	11:07:34	38.548	12.06
13/06/21	11:07:35	38.548	12.06
13/06/21	11:07:36	38.548	12.06
13/06/21	11:07:37	38.531	12.06
13/06/21	11:07:38	38.548	12.06
13/06/21	11:07:39	38.548	12.06
13/06/21	11:07:40	38.548	12.06
13/06/21	11:07:41	38.548	12.06
13/06/21	11:07:42	38.531	12.06
13/06/21	11:07:43	38.548	12.06
13/06/21	11:07:44	38.548	12.06
13/06/21	11:07:45	38.531	12.06
13/06/21	11:07:46	38.548	12.06
13/06/21	11:07:47	38.531	12.06
13/06/21	11:07:48	38.548	12.06
13/06/21	11:07:49	38.548	12.06
13/06/21	11:07:50	38.531	12.06
13/06/21	11:07:51	38.548	12.06
13/06/21	11:07:52	38.531	12.06
13/06/21	11:07:53	38.548	12.06
13/06/21	11:07:54	38.548	12.06

13/06/21	11:07:55	38.531	12.06
13/06/21	11:07:56	38.548	12.06
13/06/21	11:07:57	38.548	12.06
13/06/21	11:07:58	38.548	12.06
13/06/21	11:07:59	38.548	12.06
13/06/21	11:08:00	38.548	12.06
13/06/21	11:08:01	38.548	12.06
13/06/21	11:08:02	38.548	12.06
13/06/21	11:08:03	38.531	12.06
13/06/21	11:08:04	38.548	12.06
13/06/21	11:08:05	38.531	12.06
13/06/21	11:08:06	38.548	12.06
13/06/21	11:08:07	38.548	12.06
13/06/21	11:08:08	38.548	12.06
13/06/21	11:08:09	38.548	12.06
13/06/21	11:08:10	38.548	12.06
13/06/21	11:08:11	38.548	12.06
13/06/21	11:08:12	38.548	12.06
13/06/21	11:08:13	38.548	12.06
13/06/21	11:08:14	38.548	12.06
13/06/21	11:08:15	38.548	12.06
13/06/21	11:08:16	38.531	12.06
13/06/21	11:08:17	38.548	12.06
13/06/21	11:08:18	38.548	12.06
13/06/21	11:08:19	38.531	12.06
13/06/21	11:08:20	38.531	12.06
13/06/21	11:08:21	38.531	12.06
13/06/21	11:08:22	38.531	12.06
13/06/21	11:08:23	38.548	12.06
13/06/21	11:08:24	38.548	12.06
13/06/21	11:08:25	38.531	12.06
13/06/21	11:08:26	38.548	12.06
13/06/21	11:08:27	38.548	12.06
13/06/21	11:08:28	38.548	12.06
13/06/21	11:08:29	38.531	12.06
13/06/21	11:08:30	38.548	12.06
13/06/21	11:08:31	38.548	12.06
13/06/21	11:08:32	38.531	12.06
13/06/21	11:08:33	38.548	12.06
13/06/21	11:08:34	38.548	12.06
13/06/21	11:08:35	38.531	12.06
13/06/21	11:08:36	38.531	12.06
13/06/21	11:08:37	38.531	12.06
13/06/21	11:08:38	38.548	12.06
13/06/21	11:08:39	38.548	12.06
13/06/21	11:08:40	38.531	12.06
13/06/21	11:08:41	38.548	12.06
13/06/21	11:08:42	38.531	12.06
13/06/21	11:08:43	38.531	12.06
13/06/21	11:08:44	38.531	12.06
13/06/21	11:08:45	38.531	12.06
13/06/21	11:08:46	38.548	12.06
13/06/21	11:08:47	38.531	12.06
13/06/21	11:08:48	38.548	12.06
13/06/21	11:08:49	38.531	12.06
13/06/21	11:08:50	38.531	12.06
13/06/21	11:08:51	38.548	12.06
13/06/21	11:08:52	38.548	12.06
13/06/21	11:08:53	38.548	12.06
13/06/21	11:08:54	38.548	12.06
13/06/21	11:08:55	38.531	12.06
13/06/21	11:08:56	38.531	12.06
13/06/21	11:08:57	38.531	12.06
13/06/21	11:08:58	38.548	12.06
13/06/21	11:08:59	38.548	12.06
13/06/21	11:09:00	38.548	12.06

13/06/21	11:09:01	38.548	12.06
13/06/21	11:09:02	38.531	12.06
13/06/21	11:09:03	38.548	12.06
13/06/21	11:09:04	38.548	12.06
13/06/21	11:09:05	38.548	12.06
13/06/21	11:09:06	38.531	12.06
13/06/21	11:09:07	38.531	12.06
13/06/21	11:09:08	38.548	12.06
13/06/21	11:09:09	38.531	12.06
13/06/21	11:09:10	38.531	12.06
13/06/21	11:09:11	38.531	12.06
13/06/21	11:09:12	38.531	12.06
13/06/21	11:09:13	38.531	12.06
13/06/21	11:09:14	38.531	12.06
13/06/21	11:09:15	38.548	12.06
13/06/21	11:09:16	38.531	12.06
13/06/21	11:09:17	38.531	12.06
13/06/21	11:09:18	38.548	12.06
13/06/21	11:09:19	38.548	12.06
13/06/21	11:09:20	38.531	12.06
13/06/21	11:09:21	38.531	12.06
13/06/21	11:09:22	38.531	12.06
13/06/21	11:09:23	38.531	12.06
13/06/21	11:09:24	38.531	12.06
13/06/21	11:09:25	38.548	12.06
13/06/21	11:09:26	38.531	12.06
13/06/21	11:09:27	38.531	12.06
13/06/21	11:09:28	38.531	12.06
13/06/21	11:09:29	38.531	12.06
13/06/21	11:09:30	38.531	12.06
13/06/21	11:09:31	38.531	12.06
13/06/21	11:09:32	38.531	12.06
13/06/21	11:09:33	38.531	12.06
13/06/21	11:09:34	38.531	12.06
13/06/21	11:09:35	38.531	12.06
13/06/21	11:09:36	38.531	12.06
13/06/21	11:09:37	38.531	12.06
13/06/21	11:09:38	38.548	12.06
13/06/21	11:09:39	38.548	12.06
13/06/21	11:09:40	38.531	12.06
13/06/21	11:09:41	38.531	12.06
13/06/21	11:09:42	38.531	12.06
13/06/21	11:09:43	38.531	12.06
13/06/21	11:09:44	38.531	12.06
13/06/21	11:09:45	38.531	12.06
13/06/21	11:09:46	38.531	12.06
13/06/21	11:09:47	38.531	12.06
13/06/21	11:09:48	38.531	12.06
13/06/21	11:09:49	38.531	12.06
13/06/21	11:09:50	38.531	12.06
13/06/21	11:09:51	38.531	12.06
13/06/21	11:09:52	38.531	12.06
13/06/21	11:09:53	38.531	12.06
13/06/21	11:09:54	38.531	12.06
13/06/21	11:09:55	38.531	12.06
13/06/21	11:09:56	38.531	12.06
13/06/21	11:09:57	38.531	12.06
13/06/21	11:09:58	38.531	12.06
13/06/21	11:09:59	38.531	12.06
13/06/21	11:10:00	38.531	12.06
13/06/21	11:10:01	38.531	12.06
13/06/21	11:10:02	38.531	12.06
13/06/21	11:10:03	38.531	12.06
13/06/21	11:10:04	38.548	12.06
13/06/21	11:10:05	38.531	12.06
13/06/21	11:10:06	38.531	12.06

13/06/21	11:10:07	38.531	12.06
13/06/21	11:10:08	38.531	12.06
13/06/21	11:10:09	38.531	12.06
13/06/21	11:10:10	38.531	12.06
13/06/21	11:10:11	38.531	12.06
13/06/21	11:10:12	38.531	12.06
13/06/21	11:10:13	38.531	12.06
13/06/21	11:10:14	38.531	12.06
13/06/21	11:10:15	38.531	12.06
13/06/21	11:10:16	38.531	12.06
13/06/21	11:10:17	38.531	12.06
13/06/21	11:10:18	38.531	12.06
13/06/21	11:10:19	38.531	12.06
13/06/21	11:10:20	38.531	12.06
13/06/21	11:10:21	38.531	12.06
13/06/21	11:10:22	38.531	12.06
13/06/21	11:10:23	38.531	12.06
13/06/21	11:10:24	38.531	12.06
13/06/21	11:10:25	38.531	12.06
13/06/21	11:10:26	38.531	12.06
13/06/21	11:10:27	38.531	12.06
13/06/21	11:10:28	38.531	12.06
13/06/21	11:10:29	38.531	12.06
13/06/21	11:10:30	38.531	12.06
13/06/21	11:10:31	38.531	12.06
13/06/21	11:10:32	38.531	12.06
13/06/21	11:10:33	38.531	12.06
13/06/21	11:10:34	38.531	12.06
13/06/21	11:10:35	38.531	12.06
13/06/21	11:10:36	38.531	12.06
13/06/21	11:10:37	38.531	12.06
13/06/21	11:10:38	38.531	12.06
13/06/21	11:10:39	38.531	12.06
13/06/21	11:10:40	38.531	12.06
13/06/21	11:10:41	38.531	12.06
13/06/21	11:10:42	38.531	12.06
13/06/21	11:10:43	38.531	12.06
13/06/21	11:10:44	38.531	12.06
13/06/21	11:10:45	38.531	12.06
13/06/21	11:10:46	38.531	12.06
13/06/21	11:10:47	38.531	12.06
13/06/21	11:10:48	38.531	12.06
13/06/21	11:10:49	38.531	12.06
13/06/21	11:10:50	38.531	12.06
13/06/21	11:10:51	38.531	12.06
13/06/21	11:10:52	38.531	12.06
13/06/21	11:10:53	38.531	12.06
13/06/21	11:10:54	38.531	12.06
13/06/21	11:10:55	38.531	12.06
13/06/21	11:10:56	38.531	12.06
13/06/21	11:10:57	38.531	12.06
13/06/21	11:10:58	38.531	12.06
13/06/21	11:10:59	38.531	12.06
13/06/21	11:11:00	38.531	12.06
13/06/21	11:11:01	38.531	12.06
13/06/21	11:11:02	38.531	12.06
13/06/21	11:11:03	38.531	12.06
13/06/21	11:11:04	38.531	12.06
13/06/21	11:11:05	38.531	12.06
13/06/21	11:11:06	38.531	12.06
13/06/21	11:11:07	38.531	12.06
13/06/21	11:11:08	38.531	12.06
13/06/21	11:11:09	38.531	12.06
13/06/21	11:11:10	38.531	12.06
13/06/21	11:11:11	38.531	12.06
13/06/21	11:11:12	38.531	12.06

13/06/21	11:11:13	38.531	12.06
13/06/21	11:11:14	38.531	12.06
13/06/21	11:11:15	38.531	12.06
13/06/21	11:11:16	38.531	12.06
13/06/21	11:11:17	38.531	12.06
13/06/21	11:11:18	38.531	12.06
13/06/21	11:11:19	38.531	12.06
13/06/21	11:11:20	38.531	12.06
13/06/21	11:11:21	38.531	12.06
13/06/21	11:11:22	38.531	12.06
13/06/21	11:11:23	38.531	12.06
13/06/21	11:11:24	38.531	12.06
13/06/21	11:11:25	38.531	12.06
13/06/21	11:11:26	38.531	12.06
13/06/21	11:11:27	38.531	12.06
13/06/21	11:11:28	38.531	12.06
13/06/21	11:11:29	38.531	12.06
13/06/21	11:11:30	38.531	12.06
13/06/21	11:11:31	38.531	12.06
13/06/21	11:11:32	38.531	12.06
13/06/21	11:11:33	38.531	12.06
13/06/21	11:11:34	38.531	12.06
13/06/21	11:11:35	38.531	12.06
13/06/21	11:11:36	38.531	12.06
13/06/21	11:11:37	38.531	12.06
13/06/21	11:11:38	38.531	12.06
13/06/21	11:11:39	38.531	12.06
13/06/21	11:11:40	38.531	12.06
13/06/21	11:11:41	38.531	12.06
13/06/21	11:11:42	38.531	12.06
13/06/21	11:11:43	38.531	12.06
13/06/21	11:11:44	38.531	12.06
13/06/21	11:11:45	38.531	12.06
13/06/21	11:11:46	38.531	12.06
13/06/21	11:11:47	38.531	12.06
13/06/21	11:11:48	38.531	12.06
13/06/21	11:11:49	38.531	12.06
13/06/21	11:11:50	38.531	12.06
13/06/21	11:11:51	38.531	12.06
13/06/21	11:11:52	38.531	12.06
13/06/21	11:11:53	38.531	12.06
13/06/21	11:11:54	38.531	12.06
13/06/21	11:11:55	38.531	12.06
13/06/21	11:11:56	38.531	12.06
13/06/21	11:11:57	38.531	12.06
13/06/21	11:11:58	38.531	12.06
13/06/21	11:11:59	38.531	12.06
13/06/21	11:12:00	38.531	12.06
13/06/21	11:12:01	38.531	12.06
13/06/21	11:12:02	38.531	12.06
13/06/21	11:12:03	38.531	12.06
13/06/21	11:12:04	38.531	12.06
13/06/21	11:12:05	38.531	12.06
13/06/21	11:12:06	38.531	12.06
13/06/21	11:12:07	38.531	12.06
13/06/21	11:12:08	38.531	12.06
13/06/21	11:12:09	38.531	12.06
13/06/21	11:12:10	38.531	12.06
13/06/21	11:12:11	38.531	12.06
13/06/21	11:12:12	38.531	12.06
13/06/21	11:12:13	38.531	12.06
13/06/21	11:12:14	38.531	12.06
13/06/21	11:12:15	38.531	12.06
13/06/21	11:12:16	38.531	12.06
13/06/21	11:12:17	38.531	12.06
13/06/21	11:12:18	38.531	12.06

13/06/21	11:12:19	38.531	12.06
13/06/21	11:12:20	38.531	12.06
13/06/21	11:12:21	38.531	12.06
13/06/21	11:12:22	38.531	12.06
13/06/21	11:12:23	38.531	12.06
13/06/21	11:12:24	38.531	12.06
13/06/21	11:12:25	38.531	12.06
13/06/21	11:12:26	38.531	12.06
13/06/21	11:12:27	38.531	12.06
13/06/21	11:12:28	38.531	12.06
13/06/21	11:12:29	38.531	12.06
13/06/21	11:12:30	38.531	12.06
13/06/21	11:12:31	38.531	12.06
13/06/21	11:12:32	38.531	12.06
13/06/21	11:12:33	38.531	12.06
13/06/21	11:12:34	38.531	12.06
13/06/21	11:12:35	38.531	12.06
13/06/21	11:12:36	38.531	12.06
13/06/21	11:12:37	38.531	12.06
13/06/21	11:12:38	38.531	12.06
13/06/21	11:12:39	38.531	12.06
13/06/21	11:12:40	38.531	12.06
13/06/21	11:12:41	38.531	12.06
13/06/21	11:12:42	38.531	12.06
13/06/21	11:12:43	38.531	12.06
13/06/21	11:12:44	38.531	12.06
13/06/21	11:12:45	38.531	12.06
13/06/21	11:12:46	38.531	12.06
13/06/21	11:12:47	38.531	12.06
13/06/21	11:12:48	38.531	12.06
13/06/21	11:12:49	38.531	12.06
13/06/21	11:12:50	38.531	12.06
13/06/21	11:12:51	38.531	12.06
13/06/21	11:12:52	38.531	12.06
13/06/21	11:12:53	38.531	12.06
13/06/21	11:12:54	38.531	12.06
13/06/21	11:12:55	38.531	12.06
13/06/21	11:12:56	38.531	12.06
13/06/21	11:12:57	38.531	12.06
13/06/21	11:12:58	38.531	12.06
13/06/21	11:12:59	38.531	12.06
13/06/21	11:13:00	38.531	12.06
13/06/21	11:13:01	38.531	12.06
13/06/21	11:13:02	38.531	12.06
13/06/21	11:13:03	38.531	12.06
13/06/21	11:13:04	38.531	12.06
13/06/21	11:13:05	38.531	12.06
13/06/21	11:13:06	38.531	12.06
13/06/21	11:13:07	38.531	12.06
13/06/21	11:13:08	38.531	12.06
13/06/21	11:13:09	38.531	12.06
13/06/21	11:13:10	38.531	12.06
13/06/21	11:13:11	38.531	12.06
13/06/21	11:13:12	38.531	12.06
13/06/21	11:13:13	38.531	12.06
13/06/21	11:13:14	38.531	12.06
13/06/21	11:13:15	38.531	12.06
13/06/21	11:13:16	38.531	12.06
13/06/21	11:13:17	38.531	12.06
13/06/21	11:13:18	38.531	12.06
13/06/21	11:13:19	38.531	12.06
13/06/21	11:13:20	38.531	12.06
13/06/21	11:13:21	38.531	12.06
13/06/21	11:13:22	38.531	12.06
13/06/21	11:13:23	38.531	12.06
13/06/21	11:13:24	38.531	12.06

13/06/21	11:13:25	38.531	12.06
13/06/21	11:13:26	38.531	12.06
13/06/21	11:13:27	38.531	12.06
13/06/21	11:13:28	38.531	12.06
13/06/21	11:13:29	38.531	12.06
13/06/21	11:13:30	38.531	12.06
13/06/21	11:13:31	38.531	12.06
13/06/21	11:13:32	38.531	12.06
13/06/21	11:13:33	38.531	12.06
13/06/21	11:13:34	38.531	12.06
13/06/21	11:13:35	38.531	12.06
13/06/21	11:13:36	38.531	12.06
13/06/21	11:13:37	38.548	12.06
13/06/21	11:13:38	38.531	12.06
13/06/21	11:13:39	38.531	12.06
13/06/21	11:13:40	38.531	12.06
13/06/21	11:13:41	38.531	12.06
13/06/21	11:13:42	38.531	12.06
13/06/21	11:13:43	38.531	12.06
13/06/21	11:13:44	38.531	12.06
13/06/21	11:13:45	38.531	12.06
13/06/21	11:13:46	38.531	12.06
13/06/21	11:13:47	38.531	12.06
13/06/21	11:13:48	38.531	12.06
13/06/21	11:13:49	38.531	12.06
13/06/21	11:13:50	38.531	12.06
13/06/21	11:13:51	38.531	12.06
13/06/21	11:13:52	38.531	12.06
13/06/21	11:13:53	38.531	12.06
13/06/21	11:13:54	38.531	12.06
13/06/21	11:13:55	38.531	12.06
13/06/21	11:13:56	38.531	12.06
13/06/21	11:13:57	38.531	12.06
13/06/21	11:13:58	38.531	12.06
13/06/21	11:13:59	38.531	12.06
13/06/21	11:14:00	38.531	12.06
13/06/21	11:14:01	38.531	12.06
13/06/21	11:14:02	38.531	12.06
13/06/21	11:14:03	38.531	12.06
13/06/21	11:14:04	38.531	12.06
13/06/21	11:14:05	38.531	12.06
13/06/21	11:14:06	38.531	12.06
13/06/21	11:14:07	38.531	12.06
13/06/21	11:14:08	38.531	12.06
13/06/21	11:14:09	38.531	12.06
13/06/21	11:14:10	38.531	12.06
13/06/21	11:14:11	38.531	12.06
13/06/21	11:14:12	38.531	12.06
13/06/21	11:14:13	38.531	12.06
13/06/21	11:14:14	38.531	12.06
13/06/21	11:14:15	38.531	12.06
13/06/21	11:14:16	38.531	12.06
13/06/21	11:14:17	38.531	12.06
13/06/21	11:14:18	38.531	12.06
13/06/21	11:14:19	38.531	12.06
13/06/21	11:14:20	38.531	12.06
13/06/21	11:14:21	38.531	12.06
13/06/21	11:14:22	38.531	12.06
13/06/21	11:14:23	38.531	12.06
13/06/21	11:14:24	38.531	12.06
13/06/21	11:14:25	38.531	12.06
13/06/21	11:14:26	38.531	12.06
13/06/21	11:14:27	38.531	12.06
13/06/21	11:14:28	38.531	12.06
13/06/21	11:14:29	38.531	12.06
13/06/21	11:14:30	38.531	12.06

13/06/21	11:14:31	38.531	12.06
13/06/21	11:14:32	38.531	12.06
13/06/21	11:14:33	38.531	12.06
13/06/21	11:14:34	38.531	12.06
13/06/21	11:14:35	38.531	12.06
13/06/21	11:14:36	38.531	12.06
13/06/21	11:14:37	38.531	12.06
13/06/21	11:14:38	38.531	12.06
13/06/21	11:14:39	38.531	12.06
13/06/21	11:14:40	38.531	12.06
13/06/21	11:14:41	38.531	12.06
13/06/21	11:14:42	38.531	12.06
13/06/21	11:14:43	38.531	12.06
13/06/21	11:14:44	38.531	12.06
13/06/21	11:14:45	38.531	12.06
13/06/21	11:14:46	38.531	12.06
13/06/21	11:14:47	38.531	12.06
13/06/21	11:14:48	38.531	12.06
13/06/21	11:14:49	38.531	12.06
13/06/21	11:14:50	38.531	12.06
13/06/21	11:14:51	38.531	12.06
13/06/21	11:14:52	38.531	12.06
13/06/21	11:14:53	38.531	12.06
13/06/21	11:14:54	38.531	12.06
13/06/21	11:14:55	38.531	12.06
13/06/21	11:14:56	38.531	12.06
13/06/21	11:14:57	38.531	12.06
13/06/21	11:14:58	38.531	12.06
13/06/21	11:14:59	38.531	12.06
13/06/21	11:15:00	38.531	12.06
13/06/21	11:15:01	38.531	12.06
13/06/21	11:15:02	38.531	12.06
13/06/21	11:15:03	38.531	12.06
13/06/21	11:15:04	38.531	12.06
13/06/21	11:15:05	38.531	12.06
13/06/21	11:15:06	38.531	12.06
13/06/21	11:15:07	38.531	12.06
13/06/21	11:15:08	38.531	12.06
13/06/21	11:15:09	38.531	12.06
13/06/21	11:15:10	38.531	12.06
13/06/21	11:15:11	38.531	12.06
13/06/21	11:15:12	38.531	12.06
13/06/21	11:15:13	38.531	12.06
13/06/21	11:15:14	38.531	12.06
13/06/21	11:15:15	38.531	12.06
13/06/21	11:15:16	38.531	12.06
13/06/21	11:15:17	38.531	12.06
13/06/21	11:15:18	38.531	12.06
13/06/21	11:15:19	38.531	12.06
13/06/21	11:15:20	38.531	12.06
13/06/21	11:15:21	38.531	12.06
13/06/21	11:15:22	38.531	12.06
13/06/21	11:15:23	38.531	12.06
13/06/21	11:15:24	38.531	12.06
13/06/21	11:15:25	38.531	12.06
13/06/21	11:15:26	38.531	12.06
13/06/21	11:15:27	38.531	12.06
13/06/21	11:15:28	38.531	12.06
13/06/21	11:15:29	38.531	12.06
13/06/21	11:15:30	38.531	12.06
13/06/21	11:15:31	38.531	12.06
13/06/21	11:15:32	38.531	12.06
13/06/21	11:15:33	38.531	12.06
13/06/21	11:15:34	38.531	12.06
13/06/21	11:15:35	38.531	12.06
13/06/21	11:15:36	38.531	12.06

13/06/21	11:15:37	38.531	12.06
13/06/21	11:15:38	38.531	12.06
13/06/21	11:15:39	38.531	12.06
13/06/21	11:15:40	38.531	12.06
13/06/21	11:15:41	38.531	12.06
13/06/21	11:15:42	38.531	12.06
13/06/21	11:15:43	38.531	12.06
13/06/21	11:15:44	38.531	12.06
13/06/21	11:15:45	38.531	12.06
13/06/21	11:15:46	38.531	12.06
13/06/21	11:15:47	38.531	12.06
13/06/21	11:15:48	38.531	12.06
13/06/21	11:15:49	38.531	12.06
13/06/21	11:15:50	38.531	12.06
13/06/21	11:15:51	38.531	12.06
13/06/21	11:15:52	38.531	12.06
13/06/21	11:15:53	38.531	12.06
13/06/21	11:15:54	38.531	12.06
13/06/21	11:15:55	38.531	12.06
13/06/21	11:15:56	38.531	12.06
13/06/21	11:15:57	38.531	12.06
13/06/21	11:15:58	38.531	12.06
13/06/21	11:15:59	38.531	12.06
13/06/21	11:16:00	38.531	12.06
13/06/21	11:16:01	38.531	12.06
13/06/21	11:16:02	38.531	12.06
13/06/21	11:16:03	38.531	12.06
13/06/21	11:16:04	38.531	12.06
13/06/21	11:16:05	38.531	12.06
13/06/21	11:16:06	38.531	12.06
13/06/21	11:16:07	38.531	12.06
13/06/21	11:16:08	38.531	12.06
13/06/21	11:16:09	38.531	12.06
13/06/21	11:16:10	38.531	12.06
13/06/21	11:16:11	38.531	12.06
13/06/21	11:16:12	38.531	12.06
13/06/21	11:16:13	38.531	12.06
13/06/21	11:16:14	38.531	12.06
13/06/21	11:16:15	38.531	12.06
13/06/21	11:16:16	38.531	12.06
13/06/21	11:16:17	38.531	12.06
13/06/21	11:16:18	38.531	12.06
13/06/21	11:16:19	38.531	12.06
13/06/21	11:16:20	38.531	12.06
13/06/21	11:16:21	38.531	12.06
13/06/21	11:16:22	38.531	12.06
13/06/21	11:16:23	38.531	12.06
13/06/21	11:16:24	38.531	12.06
13/06/21	11:16:25	38.531	12.06
13/06/21	11:16:26	38.531	12.06
13/06/21	11:16:27	38.531	12.06
13/06/21	11:16:28	38.531	12.06
13/06/21	11:16:29	38.531	12.06
13/06/21	11:16:30	38.531	12.06
13/06/21	11:16:31	38.531	12.06
13/06/21	11:16:32	38.531	12.06
13/06/21	11:16:33	38.531	12.06
13/06/21	11:16:34	38.531	12.06
13/06/21	11:16:35	38.531	12.06
13/06/21	11:16:36	38.531	12.06
13/06/21	11:16:37	38.531	12.06
13/06/21	11:16:38	38.531	12.06
13/06/21	11:16:39	38.531	12.06
13/06/21	11:16:40	38.531	12.06
13/06/21	11:16:41	38.531	12.06
13/06/21	11:16:42	38.531	12.06

13/06/21	11:16:43	38.531	12.06
13/06/21	11:16:44	38.531	12.06
13/06/21	11:16:45	38.531	12.06
13/06/21	11:16:46	38.531	12.06
13/06/21	11:16:47	38.531	12.06
13/06/21	11:16:48	38.531	12.06
13/06/21	11:16:49	38.531	12.06
13/06/21	11:16:50	38.531	12.06
13/06/21	11:16:51	38.531	12.06
13/06/21	11:16:52	38.531	12.06
13/06/21	11:16:53	38.531	12.06
13/06/21	11:16:54	38.531	12.06
13/06/21	11:16:55	38.531	12.06
13/06/21	11:16:56	38.531	12.06
13/06/21	11:16:57	38.531	12.06
13/06/21	11:16:58	38.531	12.06
13/06/21	11:16:59	38.531	12.06
13/06/21	11:17:00	38.531	12.06
13/06/21	11:17:01	38.531	12.06
13/06/21	11:17:02	38.531	12.06
13/06/21	11:17:03	38.531	12.06
13/06/21	11:17:04	38.531	12.06
13/06/21	11:17:05	38.531	12.06
13/06/21	11:17:06	38.531	12.06
13/06/21	11:17:07	38.531	12.06
13/06/21	11:17:08	38.531	12.06
13/06/21	11:17:09	38.531	12.06
13/06/21	11:17:10	38.531	12.06
13/06/21	11:17:11	38.531	12.06
13/06/21	11:17:12	38.531	12.06
13/06/21	11:17:13	38.531	12.06
13/06/21	11:17:14	38.531	12.06
13/06/21	11:17:15	38.531	12.06
13/06/21	11:17:16	38.531	12.06
13/06/21	11:17:17	38.531	12.06
13/06/21	11:17:18	38.531	12.06
13/06/21	11:17:19	38.531	12.06
13/06/21	11:17:20	38.531	12.06
13/06/21	11:17:21	38.531	12.06
13/06/21	11:17:22	38.531	12.06
13/06/21	11:17:23	38.531	12.06
13/06/21	11:17:24	38.531	12.06
13/06/21	11:17:25	38.531	12.06
13/06/21	11:17:26	38.531	12.06
13/06/21	11:17:27	38.531	12
13/06/21	11:17:28	38.531	12.06
13/06/21	11:17:29	38.531	12.06
13/06/21	11:17:30	38.531	12
13/06/21	11:17:31	38.531	12.06
13/06/21	11:17:32	38.531	12.06
13/06/21	11:17:33	38.531	12.06
13/06/21	11:17:34	38.531	12.06
13/06/21	11:17:35	38.531	12.06
13/06/21	11:17:36	38.531	12.06
13/06/21	11:17:37	38.531	12.06
13/06/21	11:17:38	38.531	12.06
13/06/21	11:17:39	38.531	12.06
13/06/21	11:17:40	38.531	12.06
13/06/21	11:17:41	38.531	12
13/06/21	11:17:42	38.531	12.06
13/06/21	11:17:43	38.531	12.06
13/06/21	11:17:44	38.531	12.06
13/06/21	11:17:45	38.531	12.06
13/06/21	11:17:46	38.531	12.06
13/06/21	11:17:47	38.531	12.06
13/06/21	11:17:48	38.531	12

13/06/21	11:17:49	38.531	12.06
13/06/21	11:17:50	38.531	12.06
13/06/21	11:17:51	38.531	12.06
13/06/21	11:17:52	38.531	12
13/06/21	11:17:53	38.531	12.06
13/06/21	11:17:54	38.531	12.06
13/06/21	11:17:55	38.531	12.06
13/06/21	11:17:56	38.531	12.06
13/06/21	11:17:57	38.531	12.06
13/06/21	11:17:58	38.531	12.06
13/06/21	11:17:59	38.531	12
13/06/21	11:18:00	38.531	12.06
13/06/21	11:18:01	38.531	12.06
13/06/21	11:18:02	38.531	12.06
13/06/21	11:18:03	38.531	12
13/06/21	11:18:04	38.531	12.06
13/06/21	11:18:05	38.531	12.06
13/06/21	11:18:06	38.531	12.06
13/06/21	11:18:07	38.531	12.06
13/06/21	11:18:08	38.531	12.06
13/06/21	11:18:09	38.531	12.06
13/06/21	11:18:10	38.531	12.06
13/06/21	11:18:11	38.531	12
13/06/21	11:18:12	38.531	12.06
13/06/21	11:18:13	38.531	12.06
13/06/21	11:18:14	38.531	12.06
13/06/21	11:18:15	38.531	12.06
13/06/21	11:18:16	38.531	12.06
13/06/21	11:18:17	38.531	12
13/06/21	11:18:18	38.531	12.06
13/06/21	11:18:19	38.531	12.06
13/06/21	11:18:20	38.531	12.06
13/06/21	11:18:21	38.531	12
13/06/21	11:18:22	38.531	12.06
13/06/21	11:18:23	38.531	12.06
13/06/21	11:18:24	38.531	12
13/06/21	11:18:25	38.531	12.06
13/06/21	11:18:26	38.531	12
13/06/21	11:18:27	38.531	12
13/06/21	11:18:28	38.531	12
13/06/21	11:18:29	38.531	12
13/06/21	11:18:30	38.531	12
13/06/21	11:18:31	38.531	12
13/06/21	11:18:32	38.531	12.06
13/06/21	11:18:33	38.531	12
13/06/21	11:18:34	38.531	12
13/06/21	11:18:35	38.531	12
13/06/21	11:18:36	38.531	12
13/06/21	11:18:37	38.531	12
13/06/21	11:18:38	38.531	12.06
13/06/21	11:18:39	38.531	12
13/06/21	11:18:40	38.531	12
13/06/21	11:18:41	38.531	12.06
13/06/21	11:18:42	38.531	12.06
13/06/21	11:18:43	38.531	12.06
13/06/21	11:18:44	38.531	12
13/06/21	11:18:45	38.531	12
13/06/21	11:18:46	38.531	12
13/06/21	11:18:47	38.531	12.06
13/06/21	11:18:48	38.531	12.06
13/06/21	11:18:49	38.531	12.06
13/06/21	11:18:50	38.531	12
13/06/21	11:18:51	38.531	12
13/06/21	11:18:52	38.531	12
13/06/21	11:18:53	38.531	12
13/06/21	11:18:54	38.531	12

13/06/21	11:18:55	38.531	12
13/06/21	11:18:56	38.531	12
13/06/21	11:18:57	38.531	12
13/06/21	11:18:58	38.531	12
13/06/21	11:18:59	38.531	12
13/06/21	11:19:00	38.531	12
13/06/21	11:19:01	38.531	12
13/06/21	11:19:02	38.531	12
13/06/21	11:19:03	38.531	12
13/06/21	11:19:04	38.531	12
13/06/21	11:19:05	38.531	12
13/06/21	11:19:06	38.531	12
13/06/21	11:19:07	38.531	12
13/06/21	11:19:08	38.531	12
13/06/21	11:19:09	38.514	12
13/06/21	11:19:10	38.531	12
13/06/21	11:19:11	38.531	12
13/06/21	11:19:12	38.531	12
13/06/21	11:19:13	38.531	12
13/06/21	11:19:14	38.531	12
13/06/21	11:19:15	38.531	12
13/06/21	11:19:16	38.531	12
13/06/21	11:19:17	38.531	12
13/06/21	11:19:18	38.531	12
13/06/21	11:19:19	38.531	12
13/06/21	11:19:20	38.514	12
13/06/21	11:19:21	38.531	12
13/06/21	11:19:22	38.531	12
13/06/21	11:19:23	38.531	12
13/06/21	11:19:24	38.531	12
13/06/21	11:19:25	38.531	12
13/06/21	11:19:26	38.531	12
13/06/21	11:19:27	38.531	12
13/06/21	11:19:28	38.531	12
13/06/21	11:19:29	38.531	12
13/06/21	11:19:30	38.531	12
13/06/21	11:19:31	38.531	12
13/06/21	11:19:32	38.514	12
13/06/21	11:19:33	38.531	12
13/06/21	11:19:34	38.531	12
13/06/21	11:19:35	38.531	12
13/06/21	11:19:36	38.531	12
13/06/21	11:19:37	38.531	12
13/06/21	11:19:38	38.531	12
13/06/21	11:19:39	38.531	12
13/06/21	11:19:40	38.531	12
13/06/21	11:19:41	38.531	12
13/06/21	11:19:42	38.531	12
13/06/21	11:19:43	38.531	12
13/06/21	11:19:44	38.531	12
13/06/21	11:19:45	38.531	12
13/06/21	11:19:46	38.531	12
13/06/21	11:19:47	38.531	12
13/06/21	11:19:48	38.531	12
13/06/21	11:19:49	38.531	12
13/06/21	11:19:50	38.531	12
13/06/21	11:19:51	38.531	12
13/06/21	11:19:52	38.531	12
13/06/21	11:19:53	38.531	12
13/06/21	11:19:54	38.531	12
13/06/21	11:19:55	38.531	12
13/06/21	11:19:56	38.531	12
13/06/21	11:19:57	38.531	12.06
13/06/21	11:19:58	38.531	12
13/06/21	11:19:59	38.531	12
13/06/21	11:20:00	38.531	12

13/06/21	11:20:01	38.531	12
13/06/21	11:20:02	38.531	12
13/06/21	11:20:03	38.531	12
13/06/21	11:20:04	38.531	12
13/06/21	11:20:05	38.531	12
13/06/21	11:20:06	38.531	12
13/06/21	11:20:07	38.531	12
13/06/21	11:20:08	38.531	12
13/06/21	11:20:09	38.531	12
13/06/21	11:20:10	38.531	12
13/06/21	11:20:11	38.531	12
13/06/21	11:20:12	38.531	12
13/06/21	11:20:13	38.531	12
13/06/21	11:20:14	38.531	12
13/06/21	11:20:15	38.531	12
13/06/21	11:20:16	38.531	12
13/06/21	11:20:17	38.514	12
13/06/21	11:20:18	38.514	12
13/06/21	11:20:19	38.531	12
13/06/21	11:20:20	38.514	12
13/06/21	11:20:21	38.514	12
13/06/21	11:20:22	38.531	12
13/06/21	11:20:23	38.531	12
13/06/21	11:20:24	38.531	12
13/06/21	11:20:25	38.531	12
13/06/21	11:20:26	38.531	12
13/06/21	11:20:27	38.531	12
13/06/21	11:20:28	38.514	12
13/06/21	11:20:29	38.531	12
13/06/21	11:20:30	38.531	12
13/06/21	11:20:31	38.531	12
13/06/21	11:20:32	38.531	12
13/06/21	11:20:33	38.531	12
13/06/21	11:20:34	38.531	12
13/06/21	11:20:35	38.531	12
13/06/21	11:20:36	38.531	12
13/06/21	11:20:37	38.531	12
13/06/21	11:20:38	38.531	12
13/06/21	11:20:39	38.531	12
13/06/21	11:20:40	38.514	12
13/06/21	11:20:41	38.531	12
13/06/21	11:20:42	38.531	12
13/06/21	11:20:43	38.531	12
13/06/21	11:20:44	38.531	12
13/06/21	11:20:45	38.531	12
13/06/21	11:20:46	38.531	12
13/06/21	11:20:47	38.531	12
13/06/21	11:20:48	38.531	12
13/06/21	11:20:49	38.531	12
13/06/21	11:20:50	38.531	12
13/06/21	11:20:51	38.531	12
13/06/21	11:20:52	38.531	12
13/06/21	11:20:53	38.531	12
13/06/21	11:20:54	38.531	12
13/06/21	11:20:55	38.531	12
13/06/21	11:20:56	38.531	12
13/06/21	11:20:57	38.531	12
13/06/21	11:20:58	38.531	12
13/06/21	11:20:59	38.531	12
13/06/21	11:21:00	38.531	12
13/06/21	11:21:01	38.531	12
13/06/21	11:21:02	38.531	12
13/06/21	11:21:03	38.531	12
13/06/21	11:21:04	38.531	12
13/06/21	11:21:05	38.531	12
13/06/21	11:21:06	38.531	12

13/06/21	11:21:07	38.531	12
13/06/21	11:21:08	38.531	12
13/06/21	11:21:09	38.531	12
13/06/21	11:21:10	38.531	12
13/06/21	11:21:11	38.531	12
13/06/21	11:21:12	38.531	12
13/06/21	11:21:13	38.531	12
13/06/21	11:21:14	38.531	12
13/06/21	11:21:15	38.531	12
13/06/21	11:21:16	38.531	12
13/06/21	11:21:17	38.531	12
13/06/21	11:21:18	38.531	12
13/06/21	11:21:19	38.531	12
13/06/21	11:21:20	38.531	12
13/06/21	11:21:21	38.531	12
13/06/21	11:21:22	38.531	12
13/06/21	11:21:23	38.531	12
13/06/21	11:21:24	38.531	12
13/06/21	11:21:25	38.531	12
13/06/21	11:21:26	38.531	12
13/06/21	11:21:27	38.531	12
13/06/21	11:21:28	38.531	12
13/06/21	11:21:29	38.531	12
13/06/21	11:21:30	38.514	12
13/06/21	11:21:31	38.514	12
13/06/21	11:21:32	38.531	12
13/06/21	11:21:33	38.531	12
13/06/21	11:21:34	38.531	12
13/06/21	11:21:35	38.531	12
13/06/21	11:21:36	38.531	12
13/06/21	11:21:37	38.531	12
13/06/21	11:21:38	38.531	12
13/06/21	11:21:39	38.531	12
13/06/21	11:21:40	38.514	12
13/06/21	11:21:41	38.531	12
13/06/21	11:21:42	38.531	12
13/06/21	11:21:43	38.531	12
13/06/21	11:21:44	38.531	12
13/06/21	11:21:45	38.531	12
13/06/21	11:21:46	38.531	12
13/06/21	11:21:47	38.531	12
13/06/21	11:21:48	38.531	12
13/06/21	11:21:49	38.531	12
13/06/21	11:21:50	38.531	12
13/06/21	11:21:51	38.531	12
13/06/21	11:21:52	38.514	12
13/06/21	11:21:53	38.531	12
13/06/21	11:21:54	38.531	12
13/06/21	11:21:55	38.531	12
13/06/21	11:21:56	38.531	12
13/06/21	11:21:57	38.531	12
13/06/21	11:21:58	38.531	12
13/06/21	11:21:59	38.531	12
13/06/21	11:22:00	38.531	12
13/06/21	11:22:01	38.531	12
13/06/21	11:22:02	38.531	12
13/06/21	11:22:03	38.531	12
13/06/21	11:22:04	38.531	12
13/06/21	11:22:05	38.531	12
13/06/21	11:22:06	38.531	12
13/06/21	11:22:07	38.531	12
13/06/21	11:22:08	38.531	12
13/06/21	11:22:09	38.531	12
13/06/21	11:22:10	38.531	12
13/06/21	11:22:11	38.531	12
13/06/21	11:22:12	38.531	12

13/06/21	11:22:13	38.531	12
13/06/21	11:22:14	38.531	12
13/06/21	11:22:15	38.531	12
13/06/21	11:22:16	38.531	12
13/06/21	11:22:17	38.531	12
13/06/21	11:22:18	38.531	12
13/06/21	11:22:19	38.531	12
13/06/21	11:22:20	38.531	12
13/06/21	11:22:21	38.531	12
13/06/21	11:22:22	38.531	12
13/06/21	11:22:23	38.514	12
13/06/21	11:22:24	38.531	12
13/06/21	11:22:25	38.531	12
13/06/21	11:22:26	38.531	12
13/06/21	11:22:27	38.531	12
13/06/21	11:22:28	38.531	12
13/06/21	11:22:29	38.531	12
13/06/21	11:22:30	38.514	12
13/06/21	11:22:31	38.531	12
13/06/21	11:22:32	38.531	12
13/06/21	11:22:33	38.514	12
13/06/21	11:22:34	38.531	12
13/06/21	11:22:35	38.531	12
13/06/21	11:22:36	38.514	12
13/06/21	11:22:37	38.531	12
13/06/21	11:22:38	38.531	12
13/06/21	11:22:39	38.531	12
13/06/21	11:22:40	38.531	12
13/06/21	11:22:41	38.531	12
13/06/21	11:22:42	38.531	12
13/06/21	11:22:43	38.531	12
13/06/21	11:22:44	38.531	12
13/06/21	11:22:45	38.531	12
13/06/21	11:22:46	38.531	12
13/06/21	11:22:47	38.531	12
13/06/21	11:22:48	38.531	12
13/06/21	11:22:49	38.531	12
13/06/21	11:22:50	38.531	12
13/06/21	11:22:51	38.531	12
13/06/21	11:22:52	38.531	12
13/06/21	11:22:53	38.531	12
13/06/21	11:22:54	38.531	12
13/06/21	11:22:55	38.531	12
13/06/21	11:22:56	38.531	12
13/06/21	11:22:57	38.514	12
13/06/21	11:22:58	38.531	12
13/06/21	11:22:59	38.531	12
13/06/21	11:23:00	38.531	12
13/06/21	11:23:01	38.531	12
13/06/21	11:23:02	38.531	12
13/06/21	11:23:03	38.531	12
13/06/21	11:23:04	38.531	12
13/06/21	11:23:05	38.514	12
13/06/21	11:23:06	38.514	12
13/06/21	11:23:07	38.531	12
13/06/21	11:23:08	38.531	12
13/06/21	11:23:09	38.531	12
13/06/21	11:23:10	38.531	12
13/06/21	11:23:11	38.514	12
13/06/21	11:23:12	38.531	12
13/06/21	11:23:13	38.514	12
13/06/21	11:23:14	38.531	12
13/06/21	11:23:15	38.531	12
13/06/21	11:23:16	38.531	12
13/06/21	11:23:17	38.531	12
13/06/21	11:23:18	38.531	12

13/06/21	11:23:19	38.531	12
13/06/21	11:23:20	38.531	12
13/06/21	11:23:21	38.531	12
13/06/21	11:23:22	38.531	12
13/06/21	11:23:23	38.531	12
13/06/21	11:23:24	38.531	12
13/06/21	11:23:25	38.531	12
13/06/21	11:23:26	38.531	12
13/06/21	11:23:27	38.531	12
13/06/21	11:23:28	38.531	12
13/06/21	11:23:29	38.531	12
13/06/21	11:23:30	38.531	12
13/06/21	11:23:31	38.531	12
13/06/21	11:23:32	38.514	12
13/06/21	11:23:33	38.531	12
13/06/21	11:23:34	38.531	12
13/06/21	11:23:35	38.531	12
13/06/21	11:23:36	38.531	12
13/06/21	11:23:37	38.531	12
13/06/21	11:23:38	38.531	12
13/06/21	11:23:39	38.514	12
13/06/21	11:23:40	38.514	12
13/06/21	11:23:41	38.514	12
13/06/21	11:23:42	38.531	12
13/06/21	11:23:43	38.531	12
13/06/21	11:23:44	38.531	12
13/06/21	11:23:45	38.531	12
13/06/21	11:23:46	38.531	12
13/06/21	11:23:47	38.531	12
13/06/21	11:23:48	38.531	12
13/06/21	11:23:49	38.531	12
13/06/21	11:23:50	38.531	12
13/06/21	11:23:51	38.531	12
13/06/21	11:23:52	38.531	12
13/06/21	11:23:53	38.531	12
13/06/21	11:23:54	38.531	12
13/06/21	11:23:55	38.531	12
13/06/21	11:23:56	38.514	12
13/06/21	11:23:57	38.531	12
13/06/21	11:23:58	38.531	12
13/06/21	11:23:59	38.531	12
13/06/21	11:24:00	38.531	12
13/06/21	11:24:01	38.531	12
13/06/21	11:24:02	38.531	12
13/06/21	11:24:03	38.531	12
13/06/21	11:24:04	38.531	12
13/06/21	11:24:05	38.531	12
13/06/21	11:24:06	38.531	12
13/06/21	11:24:07	38.531	12
13/06/21	11:24:08	38.531	12
13/06/21	11:24:09	38.531	12
13/06/21	11:24:10	38.531	12
13/06/21	11:24:11	38.531	12
13/06/21	11:24:12	38.531	12
13/06/21	11:24:13	38.531	12
13/06/21	11:24:14	38.531	12
13/06/21	11:24:15	38.531	12
13/06/21	11:24:16	38.531	12
13/06/21	11:24:17	38.531	12
13/06/21	11:24:18	38.531	12
13/06/21	11:24:19	38.531	12
13/06/21	11:24:20	38.531	12
13/06/21	11:24:21	38.531	12
13/06/21	11:24:22	38.531	12
13/06/21	11:24:23	38.531	12
13/06/21	11:24:24	38.514	12

13/06/21	11:24:25	38.531	12
13/06/21	11:24:26	38.531	12
13/06/21	11:24:27	38.531	12
13/06/21	11:24:28	38.531	12
13/06/21	11:24:29	38.531	12
13/06/21	11:24:30	38.531	12
13/06/21	11:24:31	38.531	12
13/06/21	11:24:32	38.514	12
13/06/21	11:24:33	38.531	12
13/06/21	11:24:34	38.531	12
13/06/21	11:24:35	38.531	12
13/06/21	11:24:36	38.531	12
13/06/21	11:24:37	38.531	12
13/06/21	11:24:38	38.531	12
13/06/21	11:24:39	38.531	12
13/06/21	11:24:40	38.531	12
13/06/21	11:24:41	38.531	12
13/06/21	11:24:42	38.531	12
13/06/21	11:24:43	38.531	12
13/06/21	11:24:44	38.531	12
13/06/21	11:24:45	38.531	12
13/06/21	11:24:46	38.531	12
13/06/21	11:24:47	38.514	12
13/06/21	11:24:48	38.531	12
13/06/21	11:24:49	38.531	12
13/06/21	11:24:50	38.531	12
13/06/21	11:24:51	38.514	12
13/06/21	11:24:52	38.531	12
13/06/21	11:24:53	38.531	12
13/06/21	11:24:54	38.531	12
13/06/21	11:24:55	38.531	12
13/06/21	11:24:56	38.531	12
13/06/21	11:24:57	38.531	12
13/06/21	11:24:58	38.531	12
13/06/21	11:24:59	38.514	12
13/06/21	11:25:00	38.514	12
13/06/21	11:25:01	38.531	12
13/06/21	11:25:02	38.531	12
13/06/21	11:25:03	38.531	12
13/06/21	11:25:04	38.531	12
13/06/21	11:25:05	38.531	12
13/06/21	11:25:06	38.514	12
13/06/21	11:25:07	38.531	12
13/06/21	11:25:08	38.531	12
13/06/21	11:25:09	38.514	12
13/06/21	11:25:10	38.514	12
13/06/21	11:25:11	38.531	12
13/06/21	11:25:12	38.514	12
13/06/21	11:25:13	38.531	12
13/06/21	11:25:14	38.531	12
13/06/21	11:25:15	38.531	12
13/06/21	11:25:16	38.514	12
13/06/21	11:25:17	38.531	12
13/06/21	11:25:18	38.531	12
13/06/21	11:25:19	38.531	12
13/06/21	11:25:20	38.531	12
13/06/21	11:25:21	38.531	12
13/06/21	11:25:22	38.531	12
13/06/21	11:25:23	38.514	12
13/06/21	11:25:24	38.531	12
13/06/21	11:25:25	38.514	12
13/06/21	11:25:26	38.514	12
13/06/21	11:25:27	38.531	12
13/06/21	11:25:28	38.514	12
13/06/21	11:25:29	38.531	12
13/06/21	11:25:30	38.531	12

13/06/21	11:25:31	38.531	12
13/06/21	11:25:32	38.531	12
13/06/21	11:25:33	38.514	12
13/06/21	11:25:34	38.514	12
13/06/21	11:25:35	38.531	12
13/06/21	11:25:36	38.514	12
13/06/21	11:25:37	38.531	12
13/06/21	11:25:38	38.531	12
13/06/21	11:25:39	38.514	12
13/06/21	11:25:40	38.531	12
13/06/21	11:25:41	38.531	12
13/06/21	11:25:42	38.531	12
13/06/21	11:25:43	38.531	12
13/06/21	11:25:44	38.531	12
13/06/21	11:25:45	38.514	12
13/06/21	11:25:46	38.531	12
13/06/21	11:25:47	38.531	12
13/06/21	11:25:48	38.531	12
13/06/21	11:25:49	38.531	12
13/06/21	11:25:50	38.514	12
13/06/21	11:25:51	38.531	12
13/06/21	11:25:52	38.531	12
13/06/21	11:25:53	38.531	12
13/06/21	11:25:54	38.531	12
13/06/21	11:25:55	38.531	12
13/06/21	11:25:56	38.514	12
13/06/21	11:25:57	38.514	12
13/06/21	11:25:58	38.514	12
13/06/21	11:25:59	38.531	12
13/06/21	11:26:00	38.531	12
13/06/21	11:26:01	38.514	12
13/06/21	11:26:02	38.531	12
13/06/21	11:26:03	38.514	12
13/06/21	11:26:04	38.514	12
13/06/21	11:26:05	38.514	12
13/06/21	11:26:06	38.531	12
13/06/21	11:26:07	38.531	12
13/06/21	11:26:08	38.514	12
13/06/21	11:26:09	38.531	12
13/06/21	11:26:10	38.531	12
13/06/21	11:26:11	38.514	12
13/06/21	11:26:12	38.531	12
13/06/21	11:26:13	38.531	12
13/06/21	11:26:14	38.531	12
13/06/21	11:26:15	38.514	12
13/06/21	11:26:16	38.514	12
13/06/21	11:26:17	38.514	12
13/06/21	11:26:18	38.514	12
13/06/21	11:26:19	38.514	12
13/06/21	11:26:20	38.514	12
13/06/21	11:26:21	38.531	12
13/06/21	11:26:22	38.514	12
13/06/21	11:26:23	38.531	12
13/06/21	11:26:24	38.531	12
13/06/21	11:26:25	38.514	12
13/06/21	11:26:26	38.514	12
13/06/21	11:26:27	38.531	12
13/06/21	11:26:28	38.531	12
13/06/21	11:26:29	38.514	12
13/06/21	11:26:30	38.514	12
13/06/21	11:26:31	38.514	12
13/06/21	11:26:32	38.531	12
13/06/21	11:26:33	38.514	12
13/06/21	11:26:34	38.531	12
13/06/21	11:26:35	38.514	12
13/06/21	11:26:36	38.514	12

13/06/21	11:26:37	38.514	12
13/06/21	11:26:38	38.514	12
13/06/21	11:26:39	38.531	12
13/06/21	11:26:40	38.531	12
13/06/21	11:26:41	38.514	12
13/06/21	11:26:42	38.514	12
13/06/21	11:26:43	38.531	12
13/06/21	11:26:44	38.531	12
13/06/21	11:26:45	38.531	12
13/06/21	11:26:46	38.514	12
13/06/21	11:26:47	38.514	12
13/06/21	11:26:48	38.531	12
13/06/21	11:26:49	38.531	12
13/06/21	11:26:50	38.531	12
13/06/21	11:26:51	38.514	12
13/06/21	11:26:52	38.514	12
13/06/21	11:26:53	38.514	12
13/06/21	11:26:54	38.514	12
13/06/21	11:26:55	38.531	12
13/06/21	11:26:56	38.514	12
13/06/21	11:26:57	38.514	12
13/06/21	11:26:58	38.514	12
13/06/21	11:26:59	38.514	12
13/06/21	11:27:00	38.514	12
13/06/21	11:27:01	38.531	12
13/06/21	11:27:02	38.514	12
13/06/21	11:27:03	38.514	12
13/06/21	11:27:04	38.514	12
13/06/21	11:27:05	38.514	12
13/06/21	11:27:06	38.531	12
13/06/21	11:27:07	38.514	12
13/06/21	11:27:08	38.514	12
13/06/21	11:27:09	38.514	12
13/06/21	11:27:10	38.531	12
13/06/21	11:27:11	38.514	12
13/06/21	11:27:12	38.514	12
13/06/21	11:27:13	38.514	12
13/06/21	11:27:14	38.514	12
13/06/21	11:27:15	38.514	12
13/06/21	11:27:16	38.514	12
13/06/21	11:27:17	38.514	12
13/06/21	11:27:18	38.514	12
13/06/21	11:27:19	38.514	12
13/06/21	11:27:20	38.531	12
13/06/21	11:27:21	38.514	12
13/06/21	11:27:22	38.514	12
13/06/21	11:27:23	38.514	12
13/06/21	11:27:24	38.514	12
13/06/21	11:27:25	38.514	12
13/06/21	11:27:26	38.514	12
13/06/21	11:27:27	38.514	12
13/06/21	11:27:28	38.531	12
13/06/21	11:27:29	38.514	12
13/06/21	11:27:30	38.514	12
13/06/21	11:27:31	38.514	12
13/06/21	11:27:32	38.514	12
13/06/21	11:27:33	38.514	12
13/06/21	11:27:34	38.514	12
13/06/21	11:27:35	38.514	12
13/06/21	11:27:36	38.514	12
13/06/21	11:27:37	38.514	12
13/06/21	11:27:38	38.514	12
13/06/21	11:27:39	38.514	12
13/06/21	11:27:40	38.514	12
13/06/21	11:27:41	38.514	12
13/06/21	11:27:42	38.514	12

13/06/21	11:27:43	38.514	12
13/06/21	11:27:44	38.514	12
13/06/21	11:27:45	38.514	12
13/06/21	11:27:46	38.514	12
13/06/21	11:27:47	38.514	12
13/06/21	11:27:48	38.514	12
13/06/21	11:27:49	38.514	12
13/06/21	11:27:50	38.514	12
13/06/21	11:27:51	38.514	12
13/06/21	11:27:52	38.514	12
13/06/21	11:27:53	38.514	12
13/06/21	11:27:54	38.514	12
13/06/21	11:27:55	38.514	12
13/06/21	11:27:56	38.514	12
13/06/21	11:27:57	38.514	12
13/06/21	11:27:58	38.514	12
13/06/21	11:27:59	38.514	12
13/06/21	11:28:00	38.514	12
13/06/21	11:28:01	38.514	12
13/06/21	11:28:02	38.514	12
13/06/21	11:28:03	38.514	12
13/06/21	11:28:04	38.514	12
13/06/21	11:28:05	38.514	12
13/06/21	11:28:06	38.514	12
13/06/21	11:28:07	38.514	12
13/06/21	11:28:08	38.514	12
13/06/21	11:28:09	38.514	12
13/06/21	11:28:10	38.514	12
13/06/21	11:28:11	38.514	12
13/06/21	11:28:12	38.514	12
13/06/21	11:28:13	38.514	12
13/06/21	11:28:14	38.514	12
13/06/21	11:28:15	38.514	12
13/06/21	11:28:16	38.514	12
13/06/21	11:28:17	38.514	12
13/06/21	11:28:18	38.514	12
13/06/21	11:28:19	38.514	12
13/06/21	11:28:20	38.514	12
13/06/21	11:28:21	38.514	12
13/06/21	11:28:22	38.514	12
13/06/21	11:28:23	38.514	12
13/06/21	11:28:24	38.514	12
13/06/21	11:28:25	38.514	12
13/06/21	11:28:26	38.514	12
13/06/21	11:28:27	38.514	12
13/06/21	11:28:28	38.514	12
13/06/21	11:28:29	38.514	12
13/06/21	11:28:30	38.514	12
13/06/21	11:28:31	38.514	12
13/06/21	11:28:32	38.514	12
13/06/21	11:28:33	38.514	12
13/06/21	11:28:34	38.514	12
13/06/21	11:28:35	38.514	12
13/06/21	11:28:36	38.514	12
13/06/21	11:28:37	38.514	12
13/06/21	11:28:38	38.514	12
13/06/21	11:28:39	38.514	12
13/06/21	11:28:40	38.514	12
13/06/21	11:28:41	38.514	12
13/06/21	11:28:42	38.514	12
13/06/21	11:28:43	38.514	12
13/06/21	11:28:44	38.514	12
13/06/21	11:28:45	38.514	12
13/06/21	11:28:46	38.514	12
13/06/21	11:28:47	38.514	12
13/06/21	11:28:48	38.514	12

13/06/21	11:28:49	38.514	12
13/06/21	11:28:50	38.514	12
13/06/21	11:28:51	38.514	12
13/06/21	11:28:52	38.514	12
13/06/21	11:28:53	38.514	12
13/06/21	11:28:54	38.514	12
13/06/21	11:28:55	38.514	12
13/06/21	11:28:56	38.514	12
13/06/21	11:28:57	38.514	12
13/06/21	11:28:58	38.514	12
13/06/21	11:28:59	38.514	12
13/06/21	11:29:00	38.514	12
13/06/21	11:29:01	38.514	12
13/06/21	11:29:02	38.531	12
13/06/21	11:29:03	38.514	12
13/06/21	11:29:04	38.531	12
13/06/21	11:29:05	38.514	12
13/06/21	11:29:06	38.514	12
13/06/21	11:29:07	38.514	12
13/06/21	11:29:08	38.514	12
13/06/21	11:29:09	38.514	12
13/06/21	11:29:10	38.514	12
13/06/21	11:29:11	38.514	12
13/06/21	11:29:12	38.514	12
13/06/21	11:29:13	38.514	12
13/06/21	11:29:14	38.514	12
13/06/21	11:29:15	38.514	12
13/06/21	11:29:16	38.514	12
13/06/21	11:29:17	38.514	12
13/06/21	11:29:18	38.514	12
13/06/21	11:29:19	38.514	12
13/06/21	11:29:20	38.514	12
13/06/21	11:29:21	38.514	12
13/06/21	11:29:22	38.514	12
13/06/21	11:29:23	38.514	12
13/06/21	11:29:24	38.514	12
13/06/21	11:29:25	38.514	12
13/06/21	11:29:26	38.514	12
13/06/21	11:29:27	38.514	12
13/06/21	11:29:28	38.514	12
13/06/21	11:29:29	38.514	12
13/06/21	11:29:30	38.514	12
13/06/21	11:29:31	38.514	12
13/06/21	11:29:32	38.514	12
13/06/21	11:29:33	38.514	12
13/06/21	11:29:34	38.514	12
13/06/21	11:29:35	38.514	12
13/06/21	11:29:36	38.514	12
13/06/21	11:29:37	38.514	12
13/06/21	11:29:38	38.514	12
13/06/21	11:29:39	38.514	12
13/06/21	11:29:40	38.514	12
13/06/21	11:29:41	38.514	12
13/06/21	11:29:42	38.514	12
13/06/21	11:29:43	37.732	12
13/06/21	11:29:44	37.426	12
13/06/21	11:29:45	37.579	12
13/06/21	11:29:46	37.596	12
13/06/21	11:29:47	37.579	12
13/06/21	11:29:48	37.613	12
13/06/21	11:29:49	37.63	12
13/06/21	11:29:50	37.647	12
13/06/21	11:29:51	37.647	12
13/06/21	11:29:52	37.664	12
13/06/21	11:29:53	37.664	12
13/06/21	11:29:54	37.681	12

13/06/21	11:29:55	37.681	12
13/06/21	11:29:56	37.681	12
13/06/21	11:29:57	37.698	12
13/06/21	11:29:58	37.698	12
13/06/21	11:29:59	37.698	12
13/06/21	11:30:00	37.715	12
13/06/21	11:30:01	37.715	12
13/06/21	11:30:02	37.715	12
13/06/21	11:30:03	37.732	12
13/06/21	11:30:04	37.732	12
13/06/21	11:30:05	37.732	12
13/06/21	11:30:06	37.749	12
13/06/21	11:30:07	37.749	12
13/06/21	11:30:08	37.749	12
13/06/21	11:30:09	37.749	12
13/06/21	11:30:10	37.749	12
13/06/21	11:30:11	37.749	12
13/06/21	11:30:12	37.766	12
13/06/21	11:30:13	37.766	12
13/06/21	11:30:14	37.783	12
13/06/21	11:30:15	37.783	12
13/06/21	11:30:16	37.783	12
13/06/21	11:30:17	37.783	12
13/06/21	11:30:18	37.783	12
13/06/21	11:30:19	37.783	12
13/06/21	11:30:20	37.8	12
13/06/21	11:30:21	37.8	12
13/06/21	11:30:22	37.8	12
13/06/21	11:30:23	37.8	12
13/06/21	11:30:24	37.8	12
13/06/21	11:30:25	37.817	12
13/06/21	11:30:26	37.817	12
13/06/21	11:30:27	37.817	12
13/06/21	11:30:28	37.817	12
13/06/21	11:30:29	37.817	12
13/06/21	11:30:30	37.834	12
13/06/21	11:30:31	37.834	12
13/06/21	11:30:32	37.834	12
13/06/21	11:30:33	37.834	12
13/06/21	11:30:34	37.834	12
13/06/21	11:30:35	37.834	12
13/06/21	11:30:36	37.851	12
13/06/21	11:30:37	37.851	12
13/06/21	11:30:38	37.851	12
13/06/21	11:30:39	37.851	12
13/06/21	11:30:40	37.851	12
13/06/21	11:30:41	37.851	12
13/06/21	11:30:42	37.851	12
13/06/21	11:30:43	37.868	12
13/06/21	11:30:44	37.868	12
13/06/21	11:30:45	37.868	12
13/06/21	11:30:46	37.868	12
13/06/21	11:30:47	37.868	12
13/06/21	11:30:48	37.885	12
13/06/21	11:30:49	37.868	11.94
13/06/21	11:30:50	37.885	11.94
13/06/21	11:30:51	37.885	12
13/06/21	11:30:52	37.885	12
13/06/21	11:30:53	37.885	11.94
13/06/21	11:30:54	37.885	12
13/06/21	11:30:55	37.885	11.94
13/06/21	11:30:56	37.902	11.94
13/06/21	11:30:57	37.885	11.94
13/06/21	11:30:58	37.902	11.94
13/06/21	11:30:59	37.902	12
13/06/21	11:31:00	37.902	11.94

13/06/21	11:31:01	37.902	11.94
13/06/21	11:31:02	37.902	11.94
13/06/21	11:31:03	37.902	11.94
13/06/21	11:31:04	37.919	11.94
13/06/21	11:31:05	37.919	11.94
13/06/21	11:31:06	37.919	11.94
13/06/21	11:31:07	37.919	11.94
13/06/21	11:31:08	37.919	11.94
13/06/21	11:31:09	37.919	11.94
13/06/21	11:31:10	37.919	11.94
13/06/21	11:31:11	37.919	11.94
13/06/21	11:31:12	37.919	11.94
13/06/21	11:31:13	37.919	11.94
13/06/21	11:31:14	37.919	11.94
13/06/21	11:31:15	37.919	11.94
13/06/21	11:31:16	37.936	11.94
13/06/21	11:31:17	37.936	11.94
13/06/21	11:31:18	37.936	11.94
13/06/21	11:31:19	37.936	11.94
13/06/21	11:31:20	37.936	11.94
13/06/21	11:31:21	37.936	11.94
13/06/21	11:31:22	37.936	11.94
13/06/21	11:31:23	37.936	11.94
13/06/21	11:31:24	37.936	11.94
13/06/21	11:31:25	37.936	11.94
13/06/21	11:31:26	37.936	11.94
13/06/21	11:31:27	37.953	11.94
13/06/21	11:31:28	37.953	11.94
13/06/21	11:31:29	37.953	11.94
13/06/21	11:31:30	37.953	11.94
13/06/21	11:31:31	37.953	11.94
13/06/21	11:31:32	37.953	11.94
13/06/21	11:31:33	37.953	11.94
13/06/21	11:31:34	37.953	11.94
13/06/21	11:31:35	37.953	11.94
13/06/21	11:31:36	37.97	11.94
13/06/21	11:31:37	37.97	11.94
13/06/21	11:31:38	37.953	11.94
13/06/21	11:31:39	37.97	11.94
13/06/21	11:31:40	37.953	11.94
13/06/21	11:31:41	37.97	11.94
13/06/21	11:31:42	37.97	11.94
13/06/21	11:31:43	37.97	11.94
13/06/21	11:31:44	37.97	11.94
13/06/21	11:31:45	37.987	11.94
13/06/21	11:31:46	37.97	11.94
13/06/21	11:31:47	37.97	11.94
13/06/21	11:31:48	37.987	11.94
13/06/21	11:31:49	37.987	11.94
13/06/21	11:31:50	37.987	11.94
13/06/21	11:31:51	37.987	11.94
13/06/21	11:31:52	37.987	11.94
13/06/21	11:31:53	37.987	11.94
13/06/21	11:31:54	37.987	11.94
13/06/21	11:31:55	37.987	11.94
13/06/21	11:31:56	37.987	11.94
13/06/21	11:31:57	37.987	11.94
13/06/21	11:31:58	37.987	11.94
13/06/21	11:31:59	37.987	11.94
13/06/21	11:32:00	37.987	11.94
13/06/21	11:32:01	37.987	11.94
13/06/21	11:32:02	37.987	11.94
13/06/21	11:32:03	37.987	11.94
13/06/21	11:32:04	37.987	11.94
13/06/21	11:32:05	37.987	11.88
13/06/21	11:32:06	37.987	11.94

13/06/21	11:32:07	37.987	11.88
13/06/21	11:32:08	38.004	11.94
13/06/21	11:32:09	37.987	11.88
13/06/21	11:32:10	38.004	11.88
13/06/21	11:32:11	38.004	11.88
13/06/21	11:32:12	38.004	11.88
13/06/21	11:32:13	38.004	11.88
13/06/21	11:32:14	38.004	11.88
13/06/21	11:32:15	38.004	11.88
13/06/21	11:32:16	38.004	11.88
13/06/21	11:32:17	38.004	11.88
13/06/21	11:32:18	38.004	11.88
13/06/21	11:32:19	38.004	11.88
13/06/21	11:32:20	38.004	11.88
13/06/21	11:32:21	38.004	11.88
13/06/21	11:32:22	38.004	11.88
13/06/21	11:32:23	38.021	11.88
13/06/21	11:32:24	38.021	11.88
13/06/21	11:32:25	38.021	11.88
13/06/21	11:32:26	38.021	11.88
13/06/21	11:32:27	38.021	11.88
13/06/21	11:32:28	38.021	11.88
13/06/21	11:32:29	38.021	11.88
13/06/21	11:32:30	38.021	11.88
13/06/21	11:32:31	38.021	11.88
13/06/21	11:32:32	38.021	11.88
13/06/21	11:32:33	38.021	11.88
13/06/21	11:32:34	38.021	11.88
13/06/21	11:32:35	38.021	11.88
13/06/21	11:32:36	38.021	11.88
13/06/21	11:32:37	38.021	11.88
13/06/21	11:32:38	38.021	11.88
13/06/21	11:32:39	38.021	11.88
13/06/21	11:32:40	38.021	11.88
13/06/21	11:32:41	38.038	11.88
13/06/21	11:32:42	38.021	11.88
13/06/21	11:32:43	38.021	11.88
13/06/21	11:32:44	38.021	11.88
13/06/21	11:32:45	38.038	11.88
13/06/21	11:32:46	38.038	11.88
13/06/21	11:32:47	38.038	11.88
13/06/21	11:32:48	38.038	11.88
13/06/21	11:32:49	38.038	11.88
13/06/21	11:32:50	38.038	11.88
13/06/21	11:32:51	38.038	11.88
13/06/21	11:32:52	38.038	11.88
13/06/21	11:32:53	38.038	11.88
13/06/21	11:32:54	38.055	11.88
13/06/21	11:32:55	38.038	11.88
13/06/21	11:32:56	38.038	11.88
13/06/21	11:32:57	38.055	11.88
13/06/21	11:32:58	38.038	11.88
13/06/21	11:32:59	38.055	11.88
13/06/21	11:33:00	38.055	11.88
13/06/21	11:33:01	38.038	11.88
13/06/21	11:33:02	38.055	11.88
13/06/21	11:33:03	38.055	11.88
13/06/21	11:33:04	38.055	11.88
13/06/21	11:33:05	38.055	11.88
13/06/21	11:33:06	38.055	11.88
13/06/21	11:33:07	38.055	11.88
13/06/21	11:33:08	38.055	11.88
13/06/21	11:33:09	38.055	11.88
13/06/21	11:33:10	38.055	11.81
13/06/21	11:33:11	38.055	11.81
13/06/21	11:33:12	38.055	11.81

13/06/21	11:33:13	38.055	11.81
13/06/21	11:33:14	38.055	11.81
13/06/21	11:33:15	38.055	11.81
13/06/21	11:33:16	38.055	11.81
13/06/21	11:33:17	38.055	11.81
13/06/21	11:33:18	38.055	11.81
13/06/21	11:33:19	38.055	11.81
13/06/21	11:33:20	38.055	11.81
13/06/21	11:33:21	38.055	11.81
13/06/21	11:33:22	38.055	11.81
13/06/21	11:33:23	38.055	11.81
13/06/21	11:33:24	38.055	11.81
13/06/21	11:33:25	38.055	11.81
13/06/21	11:33:26	38.055	11.81
13/06/21	11:33:27	38.055	11.81
13/06/21	11:33:28	38.072	11.81
13/06/21	11:33:29	38.055	11.81
13/06/21	11:33:30	38.072	11.81
13/06/21	11:33:31	38.072	11.81
13/06/21	11:33:32	38.072	11.81
13/06/21	11:33:33	38.072	11.81
13/06/21	11:33:34	38.072	11.81
13/06/21	11:33:35	38.072	11.81
13/06/21	11:33:36	38.072	11.81
13/06/21	11:33:37	38.072	11.81
13/06/21	11:33:38	38.072	11.81
13/06/21	11:33:39	38.072	11.81
13/06/21	11:33:40	38.072	11.81
13/06/21	11:33:41	38.072	11.81
13/06/21	11:33:42	38.072	11.81
13/06/21	11:33:43	38.072	11.81
13/06/21	11:33:44	38.072	11.81
13/06/21	11:33:45	38.072	11.81
13/06/21	11:33:46	38.072	11.81
13/06/21	11:33:47	38.072	11.81
13/06/21	11:33:48	38.072	11.81
13/06/21	11:33:49	38.072	11.81
13/06/21	11:33:50	38.072	11.81
13/06/21	11:33:51	38.072	11.81
13/06/21	11:33:52	38.089	11.81
13/06/21	11:33:53	38.089	11.81
13/06/21	11:33:54	38.072	11.81
13/06/21	11:33:55	38.089	11.81
13/06/21	11:33:56	38.089	11.81
13/06/21	11:33:57	38.089	11.81
13/06/21	11:33:58	38.089	11.81
13/06/21	11:33:59	38.089	11.81
13/06/21	11:34:00	38.089	11.81
13/06/21	11:34:01	38.089	11.81
13/06/21	11:34:02	38.089	11.81
13/06/21	11:34:03	38.089	11.81
13/06/21	11:34:04	38.089	11.81
13/06/21	11:34:05	38.089	11.81
13/06/21	11:34:06	38.089	11.81
13/06/21	11:34:07	38.089	11.81
13/06/21	11:34:08	38.089	11.81
13/06/21	11:34:09	38.089	11.81
13/06/21	11:34:10	38.089	11.81
13/06/21	11:34:11	38.089	11.81
13/06/21	11:34:12	38.089	11.81
13/06/21	11:34:13	38.089	11.81
13/06/21	11:34:14	38.089	11.81
13/06/21	11:34:15	38.089	11.81
13/06/21	11:34:16	38.089	11.81
13/06/21	11:34:17	38.089	11.81
13/06/21	11:34:18	38.089	11.81

13/06/21	11:34:19	38.089	11.81
13/06/21	11:34:20	38.089	11.81
13/06/21	11:34:21	38.106	11.81
13/06/21	11:34:22	38.089	11.81
13/06/21	11:34:23	38.089	11.81
13/06/21	11:34:24	38.106	11.81
13/06/21	11:34:25	38.106	11.81
13/06/21	11:34:26	38.106	11.81
13/06/21	11:34:27	38.106	11.81
13/06/21	11:34:28	38.106	11.81
13/06/21	11:34:29	38.089	11.81
13/06/21	11:34:30	38.106	11.81
13/06/21	11:34:31	38.106	11.81
13/06/21	11:34:32	38.106	11.81
13/06/21	11:34:33	38.106	11.81
13/06/21	11:34:34	38.106	11.81
13/06/21	11:34:35	38.106	11.81
13/06/21	11:34:36	38.106	11.81
13/06/21	11:34:37	38.106	11.81
13/06/21	11:34:38	38.106	11.81
13/06/21	11:34:39	38.106	11.81
13/06/21	11:34:40	38.106	11.81
13/06/21	11:34:41	38.106	11.81
13/06/21	11:34:42	38.106	11.81
13/06/21	11:34:43	38.106	11.81
13/06/21	11:34:44	38.106	11.81
13/06/21	11:34:45	38.106	11.75
13/06/21	11:34:46	38.106	11.75
13/06/21	11:34:47	38.106	11.81
13/06/21	11:34:48	38.106	11.81
13/06/21	11:34:49	38.123	11.81
13/06/21	11:34:50	38.123	11.75
13/06/21	11:34:51	38.106	11.75
13/06/21	11:34:52	38.123	11.75
13/06/21	11:34:53	38.123	11.75
13/06/21	11:34:54	38.123	11.75
13/06/21	11:34:55	38.123	11.75
13/06/21	11:34:56	38.123	11.75
13/06/21	11:34:57	38.106	11.75
13/06/21	11:34:58	38.123	11.75
13/06/21	11:34:59	38.123	11.75
13/06/21	11:35:00	38.123	11.75
13/06/21	11:35:01	38.123	11.75
13/06/21	11:35:02	38.123	11.75
13/06/21	11:35:03	38.123	11.75
13/06/21	11:35:04	38.123	11.75
13/06/21	11:35:05	38.123	11.75
13/06/21	11:35:06	38.123	11.75
13/06/21	11:35:07	38.123	11.75
13/06/21	11:35:08	38.123	11.75
13/06/21	11:35:09	38.123	11.75
13/06/21	11:35:10	38.123	11.75
13/06/21	11:35:11	38.123	11.75
13/06/21	11:35:12	38.123	11.75
13/06/21	11:35:13	38.123	11.75
13/06/21	11:35:14	38.123	11.75
13/06/21	11:35:15	38.123	11.75
13/06/21	11:35:16	38.123	11.75
13/06/21	11:35:17	38.123	11.75
13/06/21	11:35:18	38.123	11.75
13/06/21	11:35:19	38.123	11.75
13/06/21	11:35:20	38.123	11.75
13/06/21	11:35:21	38.123	11.75
13/06/21	11:35:22	38.123	11.75
13/06/21	11:35:23	38.123	11.75
13/06/21	11:35:24	38.123	11.75

13/06/21	11:35:25	38.123	11.75
13/06/21	11:35:26	38.123	11.75
13/06/21	11:35:27	38.123	11.75
13/06/21	11:35:28	38.123	11.75
13/06/21	11:35:29	38.123	11.75
13/06/21	11:35:30	38.123	11.75
13/06/21	11:35:31	38.123	11.75
13/06/21	11:35:32	38.123	11.75
13/06/21	11:35:33	38.123	11.75
13/06/21	11:35:34	38.14	11.75
13/06/21	11:35:35	38.123	11.75
13/06/21	11:35:36	38.14	11.75
13/06/21	11:35:37	38.14	11.75
13/06/21	11:35:38	38.14	11.75
13/06/21	11:35:39	38.123	11.75
13/06/21	11:35:40	38.14	11.75
13/06/21	11:35:41	38.14	11.75
13/06/21	11:35:42	38.123	11.75
13/06/21	11:35:43	38.14	11.75
13/06/21	11:35:44	38.14	11.75
13/06/21	11:35:45	38.14	11.75
13/06/21	11:35:46	38.14	11.75
13/06/21	11:35:47	38.14	11.75
13/06/21	11:35:48	38.14	11.75
13/06/21	11:35:49	38.14	11.75
13/06/21	11:35:50	38.14	11.75
13/06/21	11:35:51	38.14	11.75
13/06/21	11:35:52	38.14	11.75
13/06/21	11:35:53	38.14	11.75
13/06/21	11:35:54	38.14	11.75
13/06/21	11:35:55	38.14	11.75
13/06/21	11:35:56	38.14	11.75
13/06/21	11:35:57	38.14	11.75
13/06/21	11:35:58	38.14	11.75
13/06/21	11:35:59	38.14	11.75
13/06/21	11:36:00	38.14	11.75
13/06/21	11:36:01	38.14	11.75
13/06/21	11:36:02	38.14	11.75
13/06/21	11:36:03	38.14	11.75
13/06/21	11:36:04	38.14	11.75
13/06/21	11:36:05	38.14	11.75
13/06/21	11:36:06	38.157	11.75
13/06/21	11:36:07	38.14	11.75
13/06/21	11:36:08	38.14	11.75
13/06/21	11:36:09	38.14	11.75
13/06/21	11:36:10	38.14	11.75
13/06/21	11:36:11	38.14	11.75
13/06/21	11:36:12	38.14	11.75
13/06/21	11:36:13	38.157	11.75
13/06/21	11:36:14	38.157	11.75
13/06/21	11:36:15	38.14	11.75
13/06/21	11:36:16	38.157	11.75
13/06/21	11:36:17	38.157	11.75
13/06/21	11:36:18	38.157	11.75
13/06/21	11:36:19	38.157	11.75
13/06/21	11:36:20	38.157	11.75
13/06/21	11:36:21	38.157	11.75
13/06/21	11:36:22	38.157	11.75
13/06/21	11:36:23	38.14	11.75
13/06/21	11:36:24	38.157	11.75
13/06/21	11:36:25	38.157	11.75
13/06/21	11:36:26	38.157	11.75
13/06/21	11:36:27	38.157	11.75
13/06/21	11:36:28	38.157	11.75
13/06/21	11:36:29	38.157	11.75
13/06/21	11:36:30	38.157	11.75

13/06/21	11:36:31	38.157	11.75
13/06/21	11:36:32	38.157	11.75
13/06/21	11:36:33	38.157	11.75
13/06/21	11:36:34	38.157	11.75
13/06/21	11:36:35	38.157	11.75
13/06/21	11:36:36	38.157	11.75
13/06/21	11:36:37	38.157	11.75
13/06/21	11:36:38	38.157	11.75
13/06/21	11:36:39	38.157	11.75
13/06/21	11:36:40	38.157	11.75
13/06/21	11:36:41	38.157	11.75
13/06/21	11:36:42	38.157	11.75
13/06/21	11:36:43	38.157	11.75
13/06/21	11:36:44	38.157	11.75
13/06/21	11:36:45	38.157	11.75
13/06/21	11:36:46	38.157	11.75
13/06/21	11:36:47	38.157	11.75
13/06/21	11:36:48	38.157	11.75
13/06/21	11:36:49	38.157	11.75
13/06/21	11:36:50	38.157	11.75
13/06/21	11:36:51	38.157	11.75
13/06/21	11:36:52	38.157	11.75
13/06/21	11:36:53	38.157	11.75
13/06/21	11:36:54	38.157	11.75
13/06/21	11:36:55	38.157	11.75
13/06/21	11:36:56	38.157	11.75
13/06/21	11:36:57	38.157	11.75
13/06/21	11:36:58	38.157	11.75
13/06/21	11:36:59	38.157	11.75
13/06/21	11:37:00	38.157	11.75
13/06/21	11:37:01	38.157	11.75
13/06/21	11:37:02	38.157	11.75
13/06/21	11:37:03	38.157	11.75
13/06/21	11:37:04	38.174	11.75
13/06/21	11:37:05	38.157	11.75
13/06/21	11:37:06	38.174	11.75
13/06/21	11:37:07	38.174	11.75
13/06/21	11:37:08	38.157	11.75
13/06/21	11:37:09	38.157	11.75
13/06/21	11:37:10	38.157	11.75
13/06/21	11:37:11	38.174	11.75
13/06/21	11:37:12	38.174	11.75
13/06/21	11:37:13	38.174	11.75
13/06/21	11:37:14	38.174	11.75
13/06/21	11:37:15	38.157	11.75
13/06/21	11:37:16	38.174	11.75
13/06/21	11:37:17	38.157	11.75
13/06/21	11:37:18	38.174	11.75
13/06/21	11:37:19	38.174	11.75
13/06/21	11:37:20	38.174	11.75
13/06/21	11:37:21	38.174	11.75
13/06/21	11:37:22	38.174	11.75
13/06/21	11:37:23	38.174	11.75
13/06/21	11:37:24	38.174	11.69
13/06/21	11:37:25	38.174	11.75
13/06/21	11:37:26	38.174	11.75
13/06/21	11:37:27	38.174	11.75
13/06/21	11:37:28	38.174	11.75
13/06/21	11:37:29	38.174	11.75
13/06/21	11:37:30	38.174	11.75
13/06/21	11:37:31	38.174	11.75
13/06/21	11:37:32	38.174	11.75
13/06/21	11:37:33	38.174	11.75
13/06/21	11:37:34	38.174	11.75
13/06/21	11:37:35	38.174	11.75
13/06/21	11:37:36	38.174	11.75

13/06/21	11:37:37	38.174	11.75
13/06/21	11:37:38	38.174	11.75
13/06/21	11:37:39	38.174	11.75
13/06/21	11:37:40	38.174	11.75
13/06/21	11:37:41	38.174	11.75
13/06/21	11:37:42	38.174	11.69
13/06/21	11:37:43	38.174	11.75
13/06/21	11:37:44	38.174	11.75
13/06/21	11:37:45	38.174	11.75
13/06/21	11:37:46	38.174	11.75
13/06/21	11:37:47	38.191	11.75
13/06/21	11:37:48	38.174	11.75
13/06/21	11:37:49	38.191	11.75
13/06/21	11:37:50	38.174	11.75
13/06/21	11:37:51	38.191	11.75
13/06/21	11:37:52	38.191	11.69
13/06/21	11:37:53	38.174	11.75
13/06/21	11:37:54	38.191	11.75
13/06/21	11:37:55	38.191	11.75
13/06/21	11:37:56	38.191	11.69
13/06/21	11:37:57	38.191	11.75
13/06/21	11:37:58	38.191	11.75
13/06/21	11:37:59	38.191	11.75
13/06/21	11:38:00	38.191	11.75
13/06/21	11:38:01	38.174	11.75
13/06/21	11:38:02	38.191	11.75
13/06/21	11:38:03	38.191	11.75
13/06/21	11:38:04	38.191	11.69
13/06/21	11:38:05	38.191	11.69
13/06/21	11:38:06	38.191	11.69
13/06/21	11:38:07	38.174	11.75
13/06/21	11:38:08	38.191	11.69
13/06/21	11:38:09	38.191	11.75
13/06/21	11:38:10	38.191	11.69
13/06/21	11:38:11	38.191	11.69
13/06/21	11:38:12	38.191	11.75
13/06/21	11:38:13	38.191	11.75
13/06/21	11:38:14	38.191	11.69
13/06/21	11:38:15	38.191	11.75
13/06/21	11:38:16	38.191	11.69
13/06/21	11:38:17	38.191	11.69
13/06/21	11:38:18	38.191	11.69
13/06/21	11:38:19	38.191	11.69
13/06/21	11:38:20	38.191	11.69
13/06/21	11:38:21	38.191	11.69
13/06/21	11:38:22	38.191	11.69
13/06/21	11:38:23	38.191	11.69
13/06/21	11:38:24	38.191	11.69
13/06/21	11:38:25	38.191	11.75
13/06/21	11:38:26	38.191	11.75
13/06/21	11:38:27	38.191	11.69
13/06/21	11:38:28	38.191	11.69
13/06/21	11:38:29	38.191	11.69
13/06/21	11:38:30	38.191	11.75
13/06/21	11:38:31	38.191	11.69
13/06/21	11:38:32	38.191	11.69
13/06/21	11:38:33	38.191	11.69
13/06/21	11:38:34	38.191	11.69
13/06/21	11:38:35	38.191	11.69
13/06/21	11:38:36	38.191	11.69
13/06/21	11:38:37	38.191	11.69
13/06/21	11:38:38	38.191	11.69
13/06/21	11:38:39	38.191	11.69
13/06/21	11:38:40	38.191	11.69
13/06/21	11:38:41	38.191	11.69
13/06/21	11:38:42	38.191	11.69

13/06/21	11:38:43	38.191	11.69
13/06/21	11:38:44	38.191	11.69
13/06/21	11:38:45	38.191	11.75
13/06/21	11:38:46	38.191	11.69
13/06/21	11:38:47	38.191	11.69
13/06/21	11:38:48	38.191	11.69
13/06/21	11:38:49	38.191	11.69
13/06/21	11:38:50	38.191	11.69
13/06/21	11:38:51	38.191	11.69
13/06/21	11:38:52	38.191	11.69
13/06/21	11:38:53	38.191	11.69
13/06/21	11:38:54	38.191	11.69
13/06/21	11:38:55	38.191	11.69
13/06/21	11:38:56	38.191	11.69
13/06/21	11:38:57	38.191	11.69
13/06/21	11:38:58	38.191	11.69
13/06/21	11:38:59	38.191	11.69
13/06/21	11:39:00	38.208	11.69
13/06/21	11:39:01	38.208	11.69
13/06/21	11:39:02	38.191	11.69
13/06/21	11:39:03	38.208	11.69
13/06/21	11:39:04	38.191	11.69
13/06/21	11:39:05	38.191	11.69
13/06/21	11:39:06	38.191	11.69
13/06/21	11:39:07	38.208	11.69
13/06/21	11:39:08	38.191	11.69
13/06/21	11:39:09	38.208	11.69
13/06/21	11:39:10	38.208	11.69
13/06/21	11:39:11	38.191	11.69
13/06/21	11:39:12	38.208	11.69
13/06/21	11:39:13	38.191	11.69
13/06/21	11:39:14	38.208	11.69
13/06/21	11:39:15	38.208	11.69
13/06/21	11:39:16	38.208	11.69
13/06/21	11:39:17	38.208	11.69
13/06/21	11:39:18	38.208	11.69
13/06/21	11:39:19	38.208	11.69
13/06/21	11:39:20	38.208	11.69
13/06/21	11:39:21	38.208	11.69
13/06/21	11:39:22	38.208	11.69
13/06/21	11:39:23	38.208	11.69
13/06/21	11:39:24	38.208	11.69
13/06/21	11:39:25	38.208	11.69
13/06/21	11:39:26	38.208	11.69
13/06/21	11:39:27	38.208	11.69
13/06/21	11:39:28	38.208	11.69
13/06/21	11:39:29	38.208	11.69
13/06/21	11:39:30	38.208	11.69
13/06/21	11:39:31	38.208	11.69
13/06/21	11:39:32	38.208	11.69
13/06/21	11:39:33	38.208	11.69
13/06/21	11:39:34	38.208	11.69
13/06/21	11:39:35	38.208	11.69
13/06/21	11:39:36	38.208	11.69
13/06/21	11:39:37	38.208	11.69
13/06/21	11:39:38	38.208	11.69
13/06/21	11:39:39	38.208	11.69
13/06/21	11:39:40	38.208	11.69
13/06/21	11:39:41	38.208	11.69
13/06/21	11:39:42	38.208	11.69
13/06/21	11:39:43	38.208	11.69
13/06/21	11:39:44	38.208	11.69
13/06/21	11:39:45	38.208	11.69
13/06/21	11:39:46	38.208	11.69
13/06/21	11:39:47	38.208	11.69
13/06/21	11:39:48	38.208	11.69

13/06/21	11:39:49	38.208	11.69
13/06/21	11:39:50	38.208	11.69
13/06/21	11:39:51	38.208	11.69
13/06/21	11:39:52	38.208	11.69
13/06/21	11:39:53	38.208	11.69
13/06/21	11:39:54	38.208	11.69
13/06/21	11:39:55	38.208	11.69
13/06/21	11:39:56	38.208	11.69
13/06/21	11:39:57	38.208	11.69
13/06/21	11:39:58	38.208	11.69
13/06/21	11:39:59	38.208	11.69
13/06/21	11:40:00	38.208	11.69
13/06/21	11:40:01	38.208	11.69
13/06/21	11:40:02	38.208	11.69
13/06/21	11:40:03	38.208	11.69
13/06/21	11:40:04	38.208	11.69
13/06/21	11:40:05	38.208	11.69
13/06/21	11:40:06	38.225	11.69
13/06/21	11:40:07	38.208	11.69
13/06/21	11:40:08	38.208	11.69
13/06/21	11:40:09	38.225	11.69
13/06/21	11:40:10	38.225	11.69
13/06/21	11:40:11	38.208	11.69
13/06/21	11:40:12	38.208	11.69
13/06/21	11:40:13	38.225	11.69
13/06/21	11:40:14	38.225	11.69
13/06/21	11:40:15	38.225	11.69
13/06/21	11:40:16	38.225	11.69
13/06/21	11:40:17	38.225	11.69
13/06/21	11:40:18	38.208	11.69
13/06/21	11:40:19	38.225	11.69
13/06/21	11:40:20	38.225	11.69
13/06/21	11:40:21	38.225	11.69
13/06/21	11:40:22	38.225	11.69
13/06/21	11:40:23	38.225	11.69
13/06/21	11:40:24	38.225	11.69
13/06/21	11:40:25	38.225	11.69
13/06/21	11:40:26	38.208	11.69
13/06/21	11:40:27	38.225	11.69
13/06/21	11:40:28	38.225	11.69
13/06/21	11:40:29	38.225	11.69
13/06/21	11:40:30	38.225	11.69
13/06/21	11:40:31	38.225	11.69
13/06/21	11:40:32	38.225	11.69
13/06/21	11:40:33	38.225	11.69
13/06/21	11:40:34	38.225	11.69
13/06/21	11:40:35	38.225	11.69
13/06/21	11:40:36	38.225	11.69
13/06/21	11:40:37	38.225	11.69
13/06/21	11:40:38	38.225	11.69
13/06/21	11:40:39	38.225	11.69
13/06/21	11:40:40	38.225	11.69
13/06/21	11:40:41	38.225	11.69
13/06/21	11:40:42	38.225	11.69
13/06/21	11:40:43	38.225	11.69
13/06/21	11:40:44	38.225	11.69
13/06/21	11:40:45	38.225	11.69
13/06/21	11:40:46	38.225	11.69
13/06/21	11:40:47	38.225	11.69
13/06/21	11:40:48	38.225	11.69
13/06/21	11:40:49	38.225	11.69
13/06/21	11:40:50	38.225	11.69
13/06/21	11:40:51	38.225	11.69
13/06/21	11:40:52	38.225	11.69
13/06/21	11:40:53	38.225	11.69
13/06/21	11:40:54	38.225	11.69

13/06/21	11:40:55	38.225	11.69
13/06/21	11:40:56	38.225	11.69
13/06/21	11:40:57	38.225	11.69
13/06/21	11:40:58	38.225	11.69
13/06/21	11:40:59	38.225	11.69
13/06/21	11:41:00	38.225	11.69
13/06/21	11:41:01	38.225	11.69
13/06/21	11:41:02	38.208	11.69
13/06/21	11:41:03	38.225	11.69
13/06/21	11:41:04	38.225	11.69
13/06/21	11:41:05	38.225	11.69
13/06/21	11:41:06	38.225	11.69
13/06/21	11:41:07	38.225	11.69
13/06/21	11:41:08	38.225	11.69
13/06/21	11:41:09	38.225	11.69
13/06/21	11:41:10	38.225	11.69
13/06/21	11:41:11	38.225	11.69
13/06/21	11:41:12	38.225	11.69
13/06/21	11:41:13	38.225	11.69
13/06/21	11:41:14	38.225	11.69
13/06/21	11:41:15	38.225	11.69
13/06/21	11:41:16	38.225	11.69
13/06/21	11:41:17	38.225	11.69
13/06/21	11:41:18	38.225	11.69
13/06/21	11:41:19	38.225	11.69
13/06/21	11:41:20	38.225	11.69
13/06/21	11:41:21	38.225	11.69
13/06/21	11:41:22	38.225	11.69
13/06/21	11:41:23	38.225	11.69
13/06/21	11:41:24	38.225	11.69
13/06/21	11:41:25	38.225	11.69
13/06/21	11:41:26	38.225	11.69
13/06/21	11:41:27	38.225	11.69
13/06/21	11:41:28	38.225	11.69
13/06/21	11:41:29	38.225	11.69
13/06/21	11:41:30	38.225	11.69
13/06/21	11:41:31	38.225	11.69
13/06/21	11:41:32	38.225	11.69
13/06/21	11:41:33	38.225	11.69
13/06/21	11:41:34	38.225	11.69
13/06/21	11:41:35	38.225	11.69
13/06/21	11:41:36	38.225	11.69
13/06/21	11:41:37	38.225	11.69
13/06/21	11:41:38	38.225	11.69
13/06/21	11:41:39	38.225	11.69
13/06/21	11:41:40	38.225	11.69
13/06/21	11:41:41	38.225	11.69
13/06/21	11:41:42	38.225	11.69
13/06/21	11:41:43	38.225	11.69
13/06/21	11:41:44	38.225	11.69
13/06/21	11:41:45	38.225	11.69
13/06/21	11:41:46	38.225	11.69
13/06/21	11:41:47	38.225	11.69
13/06/21	11:41:48	38.225	11.69
13/06/21	11:41:49	38.242	11.69
13/06/21	11:41:50	38.242	11.69
13/06/21	11:41:51	38.242	11.69
13/06/21	11:41:52	38.225	11.69
13/06/21	11:41:53	38.225	11.69
13/06/21	11:41:54	38.225	11.69
13/06/21	11:41:55	38.225	11.69
13/06/21	11:41:56	38.225	11.69
13/06/21	11:41:57	38.225	11.69
13/06/21	11:41:58	38.225	11.69
13/06/21	11:41:59	38.225	11.69
13/06/21	11:42:00	38.242	11.69

13/06/21	11:42:01	38.225	11.69
13/06/21	11:42:02	38.242	11.69
13/06/21	11:42:03	38.225	11.69
13/06/21	11:42:04	38.225	11.69
13/06/21	11:42:05	38.242	11.69
13/06/21	11:42:06	38.242	11.69
13/06/21	11:42:07	38.225	11.69
13/06/21	11:42:08	38.225	11.69
13/06/21	11:42:09	38.242	11.69
13/06/21	11:42:10	38.242	11.69
13/06/21	11:42:11	38.242	11.69
13/06/21	11:42:12	38.242	11.69
13/06/21	11:42:13	38.242	11.69
13/06/21	11:42:14	38.242	11.69
13/06/21	11:42:15	38.225	11.69
13/06/21	11:42:16	38.242	11.69
13/06/21	11:42:17	38.242	11.69
13/06/21	11:42:18	38.242	11.69
13/06/21	11:42:19	38.242	11.69
13/06/21	11:42:20	38.242	11.69
13/06/21	11:42:21	38.242	11.69
13/06/21	11:42:22	38.242	11.69
13/06/21	11:42:23	38.242	11.69
13/06/21	11:42:24	38.242	11.69
13/06/21	11:42:25	38.242	11.69
13/06/21	11:42:26	38.242	11.69
13/06/21	11:42:27	38.242	11.69
13/06/21	11:42:28	38.242	11.69
13/06/21	11:42:29	38.242	11.69
13/06/21	11:42:30	38.242	11.69
13/06/21	11:42:31	38.242	11.69
13/06/21	11:42:32	38.242	11.69
13/06/21	11:42:33	38.242	11.69
13/06/21	11:42:34	38.242	11.69
13/06/21	11:42:35	38.242	11.69
13/06/21	11:42:36	38.242	11.69
13/06/21	11:42:37	38.242	11.69
13/06/21	11:42:38	38.242	11.69
13/06/21	11:42:39	38.242	11.69
13/06/21	11:42:40	38.242	11.69
13/06/21	11:42:41	38.242	11.69
13/06/21	11:42:42	38.242	11.69
13/06/21	11:42:43	38.242	11.69
13/06/21	11:42:44	38.242	11.69
13/06/21	11:42:45	38.242	11.69
13/06/21	11:42:46	38.242	11.69
13/06/21	11:42:47	38.242	11.69
13/06/21	11:42:48	38.242	11.69
13/06/21	11:42:49	38.242	11.69
13/06/21	11:42:50	38.242	11.69
13/06/21	11:42:51	38.242	11.69
13/06/21	11:42:52	38.259	11.69
13/06/21	11:42:53	38.242	11.69
13/06/21	11:42:54	38.242	11.69
13/06/21	11:42:55	38.242	11.69
13/06/21	11:42:56	38.242	11.69
13/06/21	11:42:57	38.242	11.69
13/06/21	11:42:58	38.242	11.69
13/06/21	11:42:59	38.242	11.69
13/06/21	11:43:00	38.242	11.69
13/06/21	11:43:01	38.242	11.69
13/06/21	11:43:02	38.242	11.69
13/06/21	11:43:03	38.242	11.69
13/06/21	11:43:04	38.242	11.69
13/06/21	11:43:05	38.242	11.69
13/06/21	11:43:06	38.242	11.69

13/06/21	11:43:07	38.242	11.69
13/06/21	11:43:08	38.242	11.69
13/06/21	11:43:09	38.242	11.69
13/06/21	11:43:10	38.242	11.69
13/06/21	11:43:11	38.242	11.69
13/06/21	11:43:12	38.259	11.69
13/06/21	11:43:13	38.242	11.69
13/06/21	11:43:14	38.259	11.69
13/06/21	11:43:15	38.242	11.69
13/06/21	11:43:16	38.259	11.69
13/06/21	11:43:17	38.242	11.69
13/06/21	11:43:18	38.242	11.69
13/06/21	11:43:19	38.242	11.69
13/06/21	11:43:20	38.259	11.69
13/06/21	11:43:21	38.259	11.69
13/06/21	11:43:22	38.259	11.69
13/06/21	11:43:23	38.259	11.69
13/06/21	11:43:24	38.259	11.69
13/06/21	11:43:25	38.259	11.69
13/06/21	11:43:26	38.259	11.69
13/06/21	11:43:27	38.259	11.69
13/06/21	11:43:28	38.259	11.69
13/06/21	11:43:29	38.259	11.69
13/06/21	11:43:30	38.259	11.69
13/06/21	11:43:31	38.259	11.69
13/06/21	11:43:32	38.259	11.69
13/06/21	11:43:33	38.259	11.69
13/06/21	11:43:34	38.259	11.69
13/06/21	11:43:35	38.259	11.69
13/06/21	11:43:36	38.259	11.69
13/06/21	11:43:37	38.259	11.69
13/06/21	11:43:38	38.259	11.69
13/06/21	11:43:39	38.259	11.69
13/06/21	11:43:40	38.259	11.69
13/06/21	11:43:41	38.259	11.69
13/06/21	11:43:42	38.259	11.69
13/06/21	11:43:43	38.259	11.69
13/06/21	11:43:44	38.259	11.69
13/06/21	11:43:45	38.259	11.69
13/06/21	11:43:46	38.259	11.69
13/06/21	11:43:47	38.259	11.69
13/06/21	11:43:48	38.259	11.69
13/06/21	11:43:49	38.259	11.69
13/06/21	11:43:50	38.259	11.69
13/06/21	11:43:51	38.259	11.69
13/06/21	11:43:52	38.259	11.69
13/06/21	11:43:53	38.259	11.69
13/06/21	11:43:54	38.259	11.69
13/06/21	11:43:55	38.259	11.69
13/06/21	11:43:56	38.259	11.69
13/06/21	11:43:57	38.259	11.69
13/06/21	11:43:58	38.259	11.69
13/06/21	11:43:59	38.259	11.69
13/06/21	11:44:00	38.259	11.69
13/06/21	11:44:01	38.259	11.69
13/06/21	11:44:02	38.259	11.69
13/06/21	11:44:03	38.259	11.69
13/06/21	11:44:04	38.259	11.69
13/06/21	11:44:05	38.259	11.69
13/06/21	11:44:06	38.259	11.69
13/06/21	11:44:07	38.259	11.69
13/06/21	11:44:08	38.259	11.69
13/06/21	11:44:09	38.259	11.69
13/06/21	11:44:10	38.259	11.69
13/06/21	11:44:11	38.259	11.69
13/06/21	11:44:12	38.259	11.69

13/06/21	11:44:13	38.259	11.69
13/06/21	11:44:14	38.259	11.69
13/06/21	11:44:15	38.259	11.69
13/06/21	11:44:16	38.259	11.69
13/06/21	11:44:17	38.259	11.69
13/06/21	11:44:18	38.259	11.69
13/06/21	11:44:19	38.259	11.69
13/06/21	11:44:20	38.259	11.69
13/06/21	11:44:21	38.259	11.69
13/06/21	11:44:22	38.259	11.69
13/06/21	11:44:23	38.259	11.69
13/06/21	11:44:24	38.259	11.69
13/06/21	11:44:25	38.259	11.69
13/06/21	11:44:26	38.259	11.69
13/06/21	11:44:27	38.259	11.69
13/06/21	11:44:28	38.259	11.69
13/06/21	11:44:29	38.259	11.69
13/06/21	11:44:30	38.259	11.69
13/06/21	11:44:31	38.259	11.69
13/06/21	11:44:32	38.259	11.69
13/06/21	11:44:33	38.259	11.69
13/06/21	11:44:34	38.259	11.69
13/06/21	11:44:35	38.259	11.69
13/06/21	11:44:36	38.259	11.69
13/06/21	11:44:37	38.259	11.69
13/06/21	11:44:38	38.259	11.69
13/06/21	11:44:39	38.259	11.69
13/06/21	11:44:40	38.259	11.69
13/06/21	11:44:41	38.259	11.69
13/06/21	11:44:42	38.259	11.69
13/06/21	11:44:43	38.259	11.69
13/06/21	11:44:44	38.259	11.69
13/06/21	11:44:45	38.259	11.69
13/06/21	11:44:46	38.259	11.69
13/06/21	11:44:47	38.259	11.69
13/06/21	11:44:48	38.259	11.69
13/06/21	11:44:49	38.259	11.69
13/06/21	11:44:50	38.259	11.69
13/06/21	11:44:51	38.259	11.69
13/06/21	11:44:52	38.259	11.69
13/06/21	11:44:53	38.259	11.69
13/06/21	11:44:54	38.259	11.69
13/06/21	11:44:55	38.259	11.69
13/06/21	11:44:56	38.259	11.69
13/06/21	11:44:57	38.259	11.69
13/06/21	11:44:58	38.259	11.69
13/06/21	11:44:59	38.259	11.69
13/06/21	11:45:00	38.259	11.69
13/06/21	11:45:01	38.259	11.69
13/06/21	11:45:02	38.259	11.69
13/06/21	11:45:03	38.259	11.69
13/06/21	11:45:04	38.259	11.69
13/06/21	11:45:05	38.259	11.69
13/06/21	11:45:06	38.259	11.69
13/06/21	11:45:07	38.259	11.69
13/06/21	11:45:08	38.259	11.69
13/06/21	11:45:09	38.259	11.69
13/06/21	11:45:10	38.259	11.69
13/06/21	11:45:11	38.259	11.69
13/06/21	11:45:12	38.259	11.69
13/06/21	11:45:13	38.259	11.69
13/06/21	11:45:14	38.259	11.69
13/06/21	11:45:15	38.259	11.69
13/06/21	11:45:16	38.259	11.69
13/06/21	11:45:17	38.259	11.69
13/06/21	11:45:18	38.259	11.69

13/06/21	11:45:19	38.259	11.69
13/06/21	11:45:20	38.259	11.69
13/06/21	11:45:21	38.259	11.69
13/06/21	11:45:22	38.259	11.69
13/06/21	11:45:23	38.259	11.69
13/06/21	11:45:24	38.259	11.69
13/06/21	11:45:25	38.259	11.69
13/06/21	11:45:26	38.259	11.69
13/06/21	11:45:27	38.259	11.69
13/06/21	11:45:28	38.259	11.69
13/06/21	11:45:29	38.259	11.69
13/06/21	11:45:30	38.259	11.69
13/06/21	11:45:31	38.259	11.69
13/06/21	11:45:32	38.276	11.69
13/06/21	11:45:33	38.259	11.69
13/06/21	11:45:34	38.259	11.69
13/06/21	11:45:35	38.259	11.69
13/06/21	11:45:36	38.259	11.69
13/06/21	11:45:37	38.259	11.69
13/06/21	11:45:38	38.259	11.69
13/06/21	11:45:39	38.259	11.69
13/06/21	11:45:40	38.259	11.69
13/06/21	11:45:41	38.259	11.69
13/06/21	11:45:42	38.259	11.69
13/06/21	11:45:43	38.259	11.69
13/06/21	11:45:44	38.259	11.69
13/06/21	11:45:45	38.259	11.69
13/06/21	11:45:46	38.259	11.69
13/06/21	11:45:47	38.276	11.69
13/06/21	11:45:48	38.259	11.69
13/06/21	11:45:49	38.259	11.69
13/06/21	11:45:50	38.259	11.69
13/06/21	11:45:51	38.259	11.69
13/06/21	11:45:52	38.276	11.69
13/06/21	11:45:53	38.259	11.69
13/06/21	11:45:54	38.259	11.69
13/06/21	11:45:55	38.276	11.69
13/06/21	11:45:56	38.276	11.69
13/06/21	11:45:57	38.276	11.69
13/06/21	11:45:58	38.259	11.69
13/06/21	11:45:59	38.276	11.69
13/06/21	11:46:00	38.259	11.69
13/06/21	11:46:01	38.276	11.69
13/06/21	11:46:02	38.276	11.69
13/06/21	11:46:03	38.276	11.69
13/06/21	11:46:04	38.259	11.69
13/06/21	11:46:05	38.276	11.69
13/06/21	11:46:06	38.276	11.69
13/06/21	11:46:07	38.276	11.69
13/06/21	11:46:08	38.276	11.69
13/06/21	11:46:09	38.259	11.69
13/06/21	11:46:10	38.259	11.69
13/06/21	11:46:11	38.276	11.69
13/06/21	11:46:12	38.276	11.69
13/06/21	11:46:13	38.276	11.69
13/06/21	11:46:14	38.276	11.69
13/06/21	11:46:15	38.276	11.69
13/06/21	11:46:16	38.276	11.69
13/06/21	11:46:17	38.276	11.69
13/06/21	11:46:18	38.276	11.69
13/06/21	11:46:19	38.276	11.69
13/06/21	11:46:20	38.276	11.69
13/06/21	11:46:21	38.276	11.69
13/06/21	11:46:22	38.276	11.69
13/06/21	11:46:23	38.276	11.69
13/06/21	11:46:24	38.276	11.69

13/06/21	11:46:25	38.276	11.69
13/06/21	11:46:26	38.276	11.69
13/06/21	11:46:27	38.276	11.69
13/06/21	11:46:28	38.276	11.75
13/06/21	11:46:29	38.276	11.69
13/06/21	11:46:30	38.276	11.69
13/06/21	11:46:31	38.276	11.69
13/06/21	11:46:32	38.276	11.69
13/06/21	11:46:33	38.276	11.69
13/06/21	11:46:34	38.276	11.69
13/06/21	11:46:35	38.276	11.69
13/06/21	11:46:36	38.276	11.75
13/06/21	11:46:37	38.276	11.69
13/06/21	11:46:38	38.276	11.69
13/06/21	11:46:39	38.276	11.69
13/06/21	11:46:40	38.276	11.69
13/06/21	11:46:41	38.276	11.69
13/06/21	11:46:42	38.276	11.69
13/06/21	11:46:43	38.259	11.69
13/06/21	11:46:44	38.276	11.69
13/06/21	11:46:45	38.276	11.75
13/06/21	11:46:46	38.276	11.69
13/06/21	11:46:47	38.276	11.75
13/06/21	11:46:48	38.276	11.75
13/06/21	11:46:49	38.276	11.69
13/06/21	11:46:50	38.276	11.69
13/06/21	11:46:51	38.276	11.69
13/06/21	11:46:52	38.276	11.75
13/06/21	11:46:53	38.276	11.69
13/06/21	11:46:54	38.276	11.69
13/06/21	11:46:55	38.276	11.69
13/06/21	11:46:56	38.276	11.75
13/06/21	11:46:57	38.276	11.69
13/06/21	11:46:58	38.276	11.75
13/06/21	11:46:59	38.276	11.75
13/06/21	11:47:00	38.276	11.75
13/06/21	11:47:01	38.276	11.69
13/06/21	11:47:02	38.276	11.69
13/06/21	11:47:03	38.276	11.75
13/06/21	11:47:04	38.276	11.69
13/06/21	11:47:05	38.276	11.69
13/06/21	11:47:06	38.276	11.75
13/06/21	11:47:07	38.276	11.75
13/06/21	11:47:08	38.276	11.75
13/06/21	11:47:09	38.276	11.75
13/06/21	11:47:10	38.276	11.69
13/06/21	11:47:11	38.276	11.75
13/06/21	11:47:12	38.276	11.69
13/06/21	11:47:13	38.276	11.69
13/06/21	11:47:14	38.276	11.69
13/06/21	11:47:15	38.276	11.69
13/06/21	11:47:16	38.276	11.75
13/06/21	11:47:17	38.276	11.75
13/06/21	11:47:18	38.276	11.75
13/06/21	11:47:19	38.276	11.75
13/06/21	11:47:20	38.276	11.75
13/06/21	11:47:21	38.276	11.69
13/06/21	11:47:22	38.276	11.69
13/06/21	11:47:23	38.276	11.75
13/06/21	11:47:24	38.276	11.75
13/06/21	11:47:25	38.276	11.75
13/06/21	11:47:26	38.276	11.75
13/06/21	11:47:27	38.276	11.75
13/06/21	11:47:28	38.276	11.75
13/06/21	11:47:29	38.276	11.75
13/06/21	11:47:30	38.276	11.69

13/06/21	11:47:31	38.276	11.75
13/06/21	11:47:32	38.276	11.75
13/06/21	11:47:33	38.276	11.69
13/06/21	11:47:34	38.276	11.75
13/06/21	11:47:35	38.276	11.75
13/06/21	11:47:36	38.276	11.75
13/06/21	11:47:37	38.276	11.69
13/06/21	11:47:38	38.276	11.69
13/06/21	11:47:39	38.276	11.69
13/06/21	11:47:40	38.276	11.69
13/06/21	11:47:41	38.276	11.75
13/06/21	11:47:42	38.276	11.75
13/06/21	11:47:43	38.276	11.75
13/06/21	11:47:44	38.276	11.75
13/06/21	11:47:45	38.276	11.75
13/06/21	11:47:46	38.276	11.75
13/06/21	11:47:47	38.276	11.75
13/06/21	11:47:48	38.276	11.75
13/06/21	11:47:49	38.276	11.75
13/06/21	11:47:50	38.276	11.75
13/06/21	11:47:51	38.276	11.75
13/06/21	11:47:52	38.276	11.75
13/06/21	11:47:53	38.293	11.69
13/06/21	11:47:54	38.276	11.75
13/06/21	11:47:55	38.276	11.75
13/06/21	11:47:56	38.276	11.75
13/06/21	11:47:57	38.276	11.75
13/06/21	11:47:58	38.276	11.75
13/06/21	11:47:59	38.276	11.75
13/06/21	11:48:00	38.276	11.75
13/06/21	11:48:01	38.276	11.75
13/06/21	11:48:02	38.276	11.75
13/06/21	11:48:03	38.293	11.75
13/06/21	11:48:04	38.276	11.75
13/06/21	11:48:05	38.276	11.75
13/06/21	11:48:06	38.276	11.69
13/06/21	11:48:07	38.293	11.69
13/06/21	11:48:08	38.276	11.75
13/06/21	11:48:09	38.276	11.75
13/06/21	11:48:10	38.276	11.75
13/06/21	11:48:11	38.276	11.75
13/06/21	11:48:12	38.276	11.75
13/06/21	11:48:13	38.276	11.75
13/06/21	11:48:14	38.276	11.75
13/06/21	11:48:15	38.276	11.75
13/06/21	11:48:16	38.276	11.75
13/06/21	11:48:17	38.293	11.75
13/06/21	11:48:18	38.276	11.75
13/06/21	11:48:19	38.293	11.75
13/06/21	11:48:20	38.276	11.75
13/06/21	11:48:21	38.293	11.75
13/06/21	11:48:22	38.276	11.75
13/06/21	11:48:23	38.293	11.75
13/06/21	11:48:24	38.293	11.75
13/06/21	11:48:25	38.276	11.75
13/06/21	11:48:26	38.293	11.75
13/06/21	11:48:27	38.276	11.75
13/06/21	11:48:28	38.276	11.75
13/06/21	11:48:29	38.276	11.75
13/06/21	11:48:30	38.293	11.75
13/06/21	11:48:31	38.276	11.75
13/06/21	11:48:32	38.293	11.75
13/06/21	11:48:33	38.293	11.75
13/06/21	11:48:34	38.293	11.75
13/06/21	11:48:35	38.293	11.75
13/06/21	11:48:36	38.293	11.75

13/06/21	11:48:37	38.293	11.75
13/06/21	11:48:38	38.276	11.75
13/06/21	11:48:39	38.293	11.75
13/06/21	11:48:40	38.276	11.75
13/06/21	11:48:41	38.293	11.75
13/06/21	11:48:42	38.293	11.75
13/06/21	11:48:43	38.276	11.75
13/06/21	11:48:44	38.293	11.75
13/06/21	11:48:45	38.276	11.75
13/06/21	11:48:46	38.276	11.75
13/06/21	11:48:47	38.293	11.75
13/06/21	11:48:48	38.293	11.75
13/06/21	11:48:49	38.293	11.75
13/06/21	11:48:50	38.293	11.75
13/06/21	11:48:51	38.276	11.75
13/06/21	11:48:52	38.293	11.75
13/06/21	11:48:53	38.293	11.75
13/06/21	11:48:54	38.276	11.75
13/06/21	11:48:55	38.293	11.75
13/06/21	11:48:56	38.293	11.75
13/06/21	11:48:57	38.276	11.75
13/06/21	11:48:58	38.293	11.75
13/06/21	11:48:59	38.293	11.75
13/06/21	11:49:00	38.293	11.75
13/06/21	11:49:01	38.293	11.75
13/06/21	11:49:02	38.293	11.75
13/06/21	11:49:03	38.293	11.75
13/06/21	11:49:04	38.293	11.75
13/06/21	11:49:05	38.293	11.75
13/06/21	11:49:06	38.293	11.75
13/06/21	11:49:07	38.293	11.75
13/06/21	11:49:08	38.293	11.75
13/06/21	11:49:09	38.293	11.75
13/06/21	11:49:10	38.293	11.75
13/06/21	11:49:11	38.293	11.75
13/06/21	11:49:12	38.293	11.75
13/06/21	11:49:13	38.293	11.75
13/06/21	11:49:14	38.293	11.75
13/06/21	11:49:15	38.293	11.75
13/06/21	11:49:16	38.293	11.75
13/06/21	11:49:17	38.293	11.75
13/06/21	11:49:18	38.293	11.75
13/06/21	11:49:19	38.293	11.75
13/06/21	11:49:20	38.293	11.75
13/06/21	11:49:21	38.293	11.75
13/06/21	11:49:22	38.293	11.75
13/06/21	11:49:23	38.293	11.75
13/06/21	11:49:24	38.293	11.75
13/06/21	11:49:25	38.293	11.75
13/06/21	11:49:26	38.293	11.75
13/06/21	11:49:27	38.276	11.75
13/06/21	11:49:28	38.293	11.75
13/06/21	11:49:29	38.293	11.75
13/06/21	11:49:30	38.293	11.75
13/06/21	11:49:31	38.293	11.75
13/06/21	11:49:32	38.293	11.75
13/06/21	11:49:33	38.293	11.75
13/06/21	11:49:34	38.293	11.75
13/06/21	11:49:35	38.293	11.75
13/06/21	11:49:36	38.293	11.75
13/06/21	11:49:37	38.293	11.75
13/06/21	11:49:38	38.293	11.75
13/06/21	11:49:39	38.293	11.75
13/06/21	11:49:40	38.293	11.75
13/06/21	11:49:41	38.293	11.75
13/06/21	11:49:42	38.293	11.75

13/06/21	11:49:43	38.293	11.75
13/06/21	11:49:44	38.293	11.75
13/06/21	11:49:45	38.293	11.75
13/06/21	11:49:46	38.293	11.75
13/06/21	11:49:47	38.293	11.75
13/06/21	11:49:48	38.293	11.75
13/06/21	11:49:49	38.293	11.75
13/06/21	11:49:50	38.293	11.75
13/06/21	11:49:51	38.293	11.75
13/06/21	11:49:52	38.293	11.75
13/06/21	11:49:53	38.293	11.75
13/06/21	11:49:54	38.293	11.75
13/06/21	11:49:55	38.293	11.75
13/06/21	11:49:56	38.293	11.75
13/06/21	11:49:57	38.293	11.75
13/06/21	11:49:58	38.293	11.75
13/06/21	11:49:59	38.293	11.75
13/06/21	11:50:00	38.293	11.75
13/06/21	11:50:01	38.293	11.75
13/06/21	11:50:02	38.293	11.75
13/06/21	11:50:03	38.293	11.75
13/06/21	11:50:04	38.293	11.75
13/06/21	11:50:05	38.293	11.75
13/06/21	11:50:06	38.293	11.75
13/06/21	11:50:07	38.293	11.75
13/06/21	11:50:08	38.293	11.75
13/06/21	11:50:09	38.293	11.75
13/06/21	11:50:10	38.293	11.75
13/06/21	11:50:11	38.293	11.75
13/06/21	11:50:12	38.293	11.75
13/06/21	11:50:13	38.293	11.75
13/06/21	11:50:14	38.293	11.75
13/06/21	11:50:15	38.293	11.75
13/06/21	11:50:16	38.293	11.75
13/06/21	11:50:17	38.293	11.75
13/06/21	11:50:18	38.293	11.75
13/06/21	11:50:19	38.293	11.75
13/06/21	11:50:20	38.293	11.75
13/06/21	11:50:21	38.293	11.75
13/06/21	11:50:22	38.293	11.75
13/06/21	11:50:23	38.276	11.75
13/06/21	11:50:24	38.293	11.75
13/06/21	11:50:25	38.293	11.75
13/06/21	11:50:26	38.293	11.75
13/06/21	11:50:27	38.293	11.75
13/06/21	11:50:28	38.293	11.75
13/06/21	11:50:29	38.293	11.75
13/06/21	11:50:30	38.293	11.75
13/06/21	11:50:31	38.293	11.75
13/06/21	11:50:32	38.293	11.75
13/06/21	11:50:33	38.293	11.75
13/06/21	11:50:34	38.293	11.75
13/06/21	11:50:35	38.293	11.75
13/06/21	11:50:36	38.293	11.75
13/06/21	11:50:37	38.293	11.75
13/06/21	11:50:38	38.293	11.75
13/06/21	11:50:39	38.293	11.75
13/06/21	11:50:40	38.293	11.75
13/06/21	11:50:41	38.293	11.75
13/06/21	11:50:42	38.293	11.75
13/06/21	11:50:43	38.293	11.75
13/06/21	11:50:44	38.293	11.75
13/06/21	11:50:45	38.293	11.75
13/06/21	11:50:46	38.293	11.75
13/06/21	11:50:47	38.293	11.75
13/06/21	11:50:48	38.293	11.75

13/06/21	11:50:49	38.293	11.75
13/06/21	11:50:50	38.293	11.75
13/06/21	11:50:51	38.293	11.75
13/06/21	11:50:52	38.293	11.75
13/06/21	11:50:53	38.293	11.75
13/06/21	11:50:54	38.293	11.75
13/06/21	11:50:55	38.293	11.75
13/06/21	11:50:56	38.293	11.75
13/06/21	11:50:57	38.293	11.75
13/06/21	11:50:58	38.293	11.75
13/06/21	11:50:59	38.293	11.75
13/06/21	11:51:00	38.293	11.75
13/06/21	11:51:01	38.293	11.75
13/06/21	11:51:02	38.293	11.75
13/06/21	11:51:03	38.293	11.75
13/06/21	11:51:04	38.293	11.75
13/06/21	11:51:05	38.293	11.75
13/06/21	11:51:06	38.293	11.75
13/06/21	11:51:07	38.293	11.75
13/06/21	11:51:08	38.293	11.75
13/06/21	11:51:09	38.293	11.75
13/06/21	11:51:10	38.293	11.75
13/06/21	11:51:11	38.293	11.75
13/06/21	11:51:12	38.293	11.75
13/06/21	11:51:13	38.293	11.75
13/06/21	11:51:14	38.293	11.75
13/06/21	11:51:15	38.293	11.75
13/06/21	11:51:16	38.293	11.75
13/06/21	11:51:17	38.293	11.75
13/06/21	11:51:18	38.293	11.75
13/06/21	11:51:19	38.293	11.75
13/06/21	11:51:20	38.293	11.75
13/06/21	11:51:21	38.293	11.75
13/06/21	11:51:22	38.293	11.75
13/06/21	11:51:23	38.293	11.75
13/06/21	11:51:24	38.293	11.75
13/06/21	11:51:25	38.293	11.75
13/06/21	11:51:26	38.293	11.75
13/06/21	11:51:27	38.293	11.75
13/06/21	11:51:28	38.293	11.75
13/06/21	11:51:29	38.293	11.75
13/06/21	11:51:30	38.293	11.75
13/06/21	11:51:31	38.293	11.75
13/06/21	11:51:32	38.293	11.75
13/06/21	11:51:33	38.293	11.75
13/06/21	11:51:34	38.293	11.75
13/06/21	11:51:35	38.293	11.75
13/06/21	11:51:36	38.293	11.75
13/06/21	11:51:37	38.293	11.75
13/06/21	11:51:38	38.293	11.75
13/06/21	11:51:39	38.293	11.75
13/06/21	11:51:40	38.31	11.75
13/06/21	11:51:41	38.293	11.75
13/06/21	11:51:42	38.293	11.75
13/06/21	11:51:43	38.293	11.75
13/06/21	11:51:44	38.293	11.75
13/06/21	11:51:45	38.293	11.75
13/06/21	11:51:46	38.293	11.75
13/06/21	11:51:47	38.293	11.75
13/06/21	11:51:48	38.293	11.75
13/06/21	11:51:49	38.293	11.75
13/06/21	11:51:50	38.293	11.75
13/06/21	11:51:51	38.293	11.75
13/06/21	11:51:52	38.293	11.75
13/06/21	11:51:53	38.293	11.75
13/06/21	11:51:54	38.293	11.75

13/06/21	11:51:55	38.293	11.75
13/06/21	11:51:56	38.293	11.75
13/06/21	11:51:57	38.31	11.75
13/06/21	11:51:58	38.293	11.75
13/06/21	11:51:59	38.293	11.75
13/06/21	11:52:00	38.293	11.75
13/06/21	11:52:01	38.293	11.75
13/06/21	11:52:02	38.293	11.75
13/06/21	11:52:03	38.293	11.75
13/06/21	11:52:04	38.293	11.75
13/06/21	11:52:05	38.293	11.75
13/06/21	11:52:06	38.31	11.75
13/06/21	11:52:07	38.293	11.75
13/06/21	11:52:08	38.293	11.75
13/06/21	11:52:09	38.31	11.75
13/06/21	11:52:10	38.31	11.75
13/06/21	11:52:11	38.293	11.75
13/06/21	11:52:12	38.293	11.75
13/06/21	11:52:13	38.31	11.75
13/06/21	11:52:14	38.293	11.75
13/06/21	11:52:15	38.293	11.75
13/06/21	11:52:16	38.293	11.75
13/06/21	11:52:17	38.293	11.75
13/06/21	11:52:18	38.293	11.75
13/06/21	11:52:19	38.293	11.75
13/06/21	11:52:20	38.293	11.75
13/06/21	11:52:21	38.31	11.75
13/06/21	11:52:22	38.293	11.75
13/06/21	11:52:23	38.31	11.75
13/06/21	11:52:24	38.31	11.75
13/06/21	11:52:25	38.293	11.75
13/06/21	11:52:26	38.293	11.75
13/06/21	11:52:27	38.293	11.75
13/06/21	11:52:28	38.293	11.75
13/06/21	11:52:29	38.31	11.75
13/06/21	11:52:30	38.31	11.75
13/06/21	11:52:31	38.31	11.75
13/06/21	11:52:32	38.293	11.75
13/06/21	11:52:33	38.293	11.75
13/06/21	11:52:34	38.31	11.75
13/06/21	11:52:35	38.31	11.75
13/06/21	11:52:36	38.293	11.75
13/06/21	11:52:37	38.293	11.75
13/06/21	11:52:38	38.293	11.75
13/06/21	11:52:39	38.293	11.75
13/06/21	11:52:40	38.31	11.75
13/06/21	11:52:41	38.293	11.75
13/06/21	11:52:42	38.293	11.75
13/06/21	11:52:43	38.31	11.75
13/06/21	11:52:44	38.31	11.75
13/06/21	11:52:45	38.31	11.75
13/06/21	11:52:46	38.293	11.75
13/06/21	11:52:47	38.293	11.75
13/06/21	11:52:48	38.31	11.75
13/06/21	11:52:49	38.293	11.75
13/06/21	11:52:50	38.31	11.75
13/06/21	11:52:51	38.293	11.75
13/06/21	11:52:52	38.293	11.75
13/06/21	11:52:53	38.31	11.75
13/06/21	11:52:54	38.293	11.75
13/06/21	11:52:55	38.31	11.75
13/06/21	11:52:56	38.31	11.75
13/06/21	11:52:57	38.293	11.75
13/06/21	11:52:58	38.31	11.75
13/06/21	11:52:59	38.293	11.75
13/06/21	11:53:00	38.31	11.75

13/06/21	11:53:01	38.31	11.75
13/06/21	11:53:02	38.31	11.75
13/06/21	11:53:03	38.31	11.75
13/06/21	11:53:04	38.31	11.75
13/06/21	11:53:05	38.31	11.75
13/06/21	11:53:06	38.31	11.75
13/06/21	11:53:07	38.293	11.75
13/06/21	11:53:08	38.31	11.75
13/06/21	11:53:09	38.31	11.75
13/06/21	11:53:10	38.31	11.75
13/06/21	11:53:11	38.31	11.75
13/06/21	11:53:12	38.31	11.75
13/06/21	11:53:13	38.31	11.75
13/06/21	11:53:14	38.31	11.75
13/06/21	11:53:15	38.31	11.75
13/06/21	11:53:16	38.31	11.75
13/06/21	11:53:17	38.31	11.75
13/06/21	11:53:18	38.31	11.75
13/06/21	11:53:19	38.31	11.75
13/06/21	11:53:20	38.31	11.75
13/06/21	11:53:21	38.31	11.75
13/06/21	11:53:22	38.31	11.75
13/06/21	11:53:23	38.293	11.75
13/06/21	11:53:24	38.31	11.75
13/06/21	11:53:25	38.31	11.75
13/06/21	11:53:26	38.31	11.75
13/06/21	11:53:27	38.31	11.75
13/06/21	11:53:28	38.31	11.75
13/06/21	11:53:29	38.31	11.75
13/06/21	11:53:30	38.31	11.75
13/06/21	11:53:31	38.31	11.75
13/06/21	11:53:32	38.31	11.75
13/06/21	11:53:33	38.31	11.75
13/06/21	11:53:34	38.31	11.75
13/06/21	11:53:35	38.31	11.75
13/06/21	11:53:36	38.31	11.75
13/06/21	11:53:37	38.31	11.75
13/06/21	11:53:38	38.31	11.75
13/06/21	11:53:39	38.31	11.75
13/06/21	11:53:40	38.31	11.75
13/06/21	11:53:41	38.31	11.75
13/06/21	11:53:42	38.31	11.75
13/06/21	11:53:43	38.31	11.75
13/06/21	11:53:44	38.31	11.75
13/06/21	11:53:45	38.31	11.75
13/06/21	11:53:46	38.31	11.75
13/06/21	11:53:47	38.31	11.75
13/06/21	11:53:48	38.31	11.75
13/06/21	11:53:49	38.31	11.75
13/06/21	11:53:50	38.31	11.75
13/06/21	11:53:51	38.31	11.75
13/06/21	11:53:52	38.31	11.75
13/06/21	11:53:53	38.31	11.75
13/06/21	11:53:54	38.31	11.75
13/06/21	11:53:55	38.31	11.75
13/06/21	11:53:56	38.31	11.75
13/06/21	11:53:57	38.31	11.75
13/06/21	11:53:58	38.31	11.75
13/06/21	11:53:59	38.31	11.75
13/06/21	11:54:00	38.31	11.75
13/06/21	11:54:01	38.31	11.75
13/06/21	11:54:02	38.31	11.75
13/06/21	11:54:03	38.31	11.75
13/06/21	11:54:04	38.31	11.75
13/06/21	11:54:05	38.31	11.75
13/06/21	11:54:06	38.31	11.75

13/06/21	11:54:07	38.31	11.75
13/06/21	11:54:08	38.31	11.75
13/06/21	11:54:09	38.31	11.75
13/06/21	11:54:10	38.31	11.75
13/06/21	11:54:11	38.31	11.75
13/06/21	11:54:12	38.31	11.75
13/06/21	11:54:13	38.31	11.75
13/06/21	11:54:14	38.31	11.75
13/06/21	11:54:15	38.31	11.75
13/06/21	11:54:16	38.31	11.75
13/06/21	11:54:17	38.31	11.75
13/06/21	11:54:18	38.31	11.75
13/06/21	11:54:19	38.31	11.75
13/06/21	11:54:20	38.31	11.75
13/06/21	11:54:21	38.31	11.75
13/06/21	11:54:22	38.31	11.75
13/06/21	11:54:23	38.31	11.75
13/06/21	11:54:24	38.31	11.75
13/06/21	11:54:25	38.31	11.75
13/06/21	11:54:26	38.31	11.75
13/06/21	11:54:27	38.31	11.75
13/06/21	11:54:28	38.31	11.75
13/06/21	11:54:29	38.31	11.75
13/06/21	11:54:30	38.31	11.75
13/06/21	11:54:31	38.31	11.75
13/06/21	11:54:32	38.31	11.75
13/06/21	11:54:33	38.31	11.75
13/06/21	11:54:34	38.31	11.75
13/06/21	11:54:35	38.31	11.75
13/06/21	11:54:36	38.31	11.75
13/06/21	11:54:37	38.31	11.75
13/06/21	11:54:38	38.31	11.75
13/06/21	11:54:39	38.31	11.75
13/06/21	11:54:40	38.31	11.75
13/06/21	11:54:41	38.31	11.75
13/06/21	11:54:42	38.31	11.75
13/06/21	11:54:43	38.31	11.75
13/06/21	11:54:44	38.31	11.75
13/06/21	11:54:45	38.31	11.75
13/06/21	11:54:46	38.31	11.75
13/06/21	11:54:47	38.31	11.75
13/06/21	11:54:48	38.31	11.75
13/06/21	11:54:49	38.327	11.75
13/06/21	11:54:50	38.31	11.75
13/06/21	11:54:51	38.31	11.75
13/06/21	11:54:52	38.31	11.75
13/06/21	11:54:53	38.31	11.75
13/06/21	11:54:54	38.31	11.75
13/06/21	11:54:55	38.31	11.75
13/06/21	11:54:56	38.31	11.75
13/06/21	11:54:57	38.31	11.75
13/06/21	11:54:58	38.31	11.75
13/06/21	11:54:59	38.31	11.75
13/06/21	11:55:00	38.31	11.75
13/06/21	11:55:01	38.31	11.75
13/06/21	11:55:02	38.31	11.75
13/06/21	11:55:03	38.31	11.75
13/06/21	11:55:04	38.31	11.75
13/06/21	11:55:05	38.31	11.75
13/06/21	11:55:06	38.31	11.75
13/06/21	11:55:07	38.327	11.75
13/06/21	11:55:08	38.31	11.75
13/06/21	11:55:09	38.31	11.75
13/06/21	11:55:10	38.31	11.75
13/06/21	11:55:11	38.31	11.75
13/06/21	11:55:12	38.31	11.75

13/06/21	11:55:13	38.31	11.75
13/06/21	11:55:14	38.31	11.75
13/06/21	11:55:15	38.327	11.75
13/06/21	11:55:16	38.31	11.75
13/06/21	11:55:17	38.327	11.75
13/06/21	11:55:18	38.31	11.75
13/06/21	11:55:19	38.31	11.75
13/06/21	11:55:20	38.327	11.75
13/06/21	11:55:21	38.31	11.75
13/06/21	11:55:22	38.327	11.75
13/06/21	11:55:23	38.31	11.75
13/06/21	11:55:24	38.31	11.75
13/06/21	11:55:25	38.31	11.75
13/06/21	11:55:26	38.31	11.75
13/06/21	11:55:27	38.31	11.75
13/06/21	11:55:28	38.327	11.75
13/06/21	11:55:29	38.31	11.75
13/06/21	11:55:30	38.327	11.75
13/06/21	11:55:31	38.327	11.75
13/06/21	11:55:32	38.31	11.75
13/06/21	11:55:33	38.31	11.75
13/06/21	11:55:34	38.31	11.75
13/06/21	11:55:35	38.31	11.75
13/06/21	11:55:36	38.327	11.75
13/06/21	11:55:37	38.327	11.75
13/06/21	11:55:38	38.31	11.75
13/06/21	11:55:39	38.327	11.75
13/06/21	11:55:40	38.31	11.75
13/06/21	11:55:41	38.31	11.75
13/06/21	11:55:42	38.31	11.75
13/06/21	11:55:43	38.31	11.75
13/06/21	11:55:44	38.31	11.75
13/06/21	11:55:45	38.327	11.75
13/06/21	11:55:46	38.31	11.75
13/06/21	11:55:47	38.31	11.75
13/06/21	11:55:48	38.31	11.75
13/06/21	11:55:49	38.327	11.75
13/06/21	11:55:50	38.31	11.81
13/06/21	11:55:51	38.31	11.75
13/06/21	11:55:52	38.31	11.81
13/06/21	11:55:53	38.327	11.81
13/06/21	11:55:54	38.327	11.75
13/06/21	11:55:55	38.327	11.75
13/06/21	11:55:56	38.327	11.75
13/06/21	11:55:57	38.31	11.75
13/06/21	11:55:58	38.327	11.75
13/06/21	11:55:59	38.327	11.75
13/06/21	11:56:00	38.327	11.75
13/06/21	11:56:01	38.327	11.75
13/06/21	11:56:02	38.31	11.75
13/06/21	11:56:03	38.327	11.75
13/06/21	11:56:04	38.327	11.81
13/06/21	11:56:05	38.327	11.75
13/06/21	11:56:06	38.327	11.75
13/06/21	11:56:07	38.327	11.75
13/06/21	11:56:08	38.327	11.75
13/06/21	11:56:09	38.327	11.75
13/06/21	11:56:10	38.327	11.75
13/06/21	11:56:11	38.31	11.75
13/06/21	11:56:12	38.327	11.75
13/06/21	11:56:13	38.327	11.75
13/06/21	11:56:14	38.327	11.75
13/06/21	11:56:15	38.327	11.75
13/06/21	11:56:16	38.327	11.75
13/06/21	11:56:17	38.327	11.75
13/06/21	11:56:18	38.31	11.75

13/06/21	11:56:19	38.31	11.81
13/06/21	11:56:20	38.327	11.75
13/06/21	11:56:21	38.327	11.75
13/06/21	11:56:22	38.327	11.75
13/06/21	11:56:23	38.327	11.81
13/06/21	11:56:24	38.327	11.75
13/06/21	11:56:25	38.31	11.81
13/06/21	11:56:26	38.31	11.75
13/06/21	11:56:27	38.31	11.81
13/06/21	11:56:28	38.31	11.75
13/06/21	11:56:29	38.327	11.75
13/06/21	11:56:30	38.327	11.75
13/06/21	11:56:31	38.327	11.75
13/06/21	11:56:32	38.327	11.75
13/06/21	11:56:33	38.327	11.75
13/06/21	11:56:34	38.327	11.81
13/06/21	11:56:35	38.327	11.75
13/06/21	11:56:36	38.327	11.81
13/06/21	11:56:37	38.327	11.75
13/06/21	11:56:38	38.327	11.75
13/06/21	11:56:39	38.327	11.75
13/06/21	11:56:40	38.327	11.81
13/06/21	11:56:41	38.327	11.75
13/06/21	11:56:42	38.31	11.81
13/06/21	11:56:43	38.327	11.75
13/06/21	11:56:44	38.327	11.81
13/06/21	11:56:45	38.327	11.75
13/06/21	11:56:46	38.327	11.75
13/06/21	11:56:47	38.327	11.81
13/06/21	11:56:48	38.327	11.81
13/06/21	11:56:49	38.327	11.75
13/06/21	11:56:50	38.31	11.81
13/06/21	11:56:51	38.327	11.81
13/06/21	11:56:52	38.327	11.75
13/06/21	11:56:53	38.327	11.81
13/06/21	11:56:54	38.327	11.75
13/06/21	11:56:55	38.327	11.75
13/06/21	11:56:56	38.31	11.81
13/06/21	11:56:57	38.327	11.81
13/06/21	11:56:58	38.327	11.81
13/06/21	11:56:59	38.327	11.81
13/06/21	11:57:00	38.327	11.81
13/06/21	11:57:01	38.327	11.81
13/06/21	11:57:02	38.327	11.75
13/06/21	11:57:03	38.327	11.75
13/06/21	11:57:04	38.327	11.75
13/06/21	11:57:05	38.327	11.81
13/06/21	11:57:06	38.31	11.81
13/06/21	11:57:07	38.327	11.81
13/06/21	11:57:08	38.327	11.75
13/06/21	11:57:09	38.327	11.75
13/06/21	11:57:10	38.327	11.81
13/06/21	11:57:11	38.31	11.81
13/06/21	11:57:12	38.327	11.75
13/06/21	11:57:13	38.327	11.81
13/06/21	11:57:14	38.327	11.81
13/06/21	11:57:15	38.31	11.81
13/06/21	11:57:16	38.327	11.81
13/06/21	11:57:17	38.327	11.81
13/06/21	11:57:18	38.327	11.81
13/06/21	11:57:19	38.327	11.81
13/06/21	11:57:20	38.327	11.81
13/06/21	11:57:21	38.327	11.75
13/06/21	11:57:22	38.327	11.81
13/06/21	11:57:23	38.327	11.81
13/06/21	11:57:24	38.327	11.81

13/06/21	11:57:25	38.327	11.81
13/06/21	11:57:26	38.327	11.81
13/06/21	11:57:27	38.327	11.81
13/06/21	11:57:28	38.327	11.81
13/06/21	11:57:29	38.327	11.81
13/06/21	11:57:30	38.327	11.81
13/06/21	11:57:31	38.327	11.81
13/06/21	11:57:32	38.327	11.81
13/06/21	11:57:33	38.327	11.81
13/06/21	11:57:34	38.327	11.81
13/06/21	11:57:35	38.327	11.81
13/06/21	11:57:36	38.327	11.75
13/06/21	11:57:37	38.327	11.75
13/06/21	11:57:38	38.327	11.81
13/06/21	11:57:39	38.327	11.81
13/06/21	11:57:40	38.327	11.81
13/06/21	11:57:41	38.327	11.81
13/06/21	11:57:42	38.31	11.81
13/06/21	11:57:43	38.327	11.81
13/06/21	11:57:44	38.327	11.81
13/06/21	11:57:45	38.327	11.75
13/06/21	11:57:46	38.327	11.81
13/06/21	11:57:47	38.327	11.81
13/06/21	11:57:48	38.327	11.81
13/06/21	11:57:49	38.327	11.81
13/06/21	11:57:50	38.327	11.75
13/06/21	11:57:51	38.327	11.81
13/06/21	11:57:52	38.327	11.81
13/06/21	11:57:53	38.327	11.81
13/06/21	11:57:54	38.327	11.81
13/06/21	11:57:55	38.327	11.81
13/06/21	11:57:56	38.327	11.81
13/06/21	11:57:57	38.327	11.81
13/06/21	11:57:58	38.327	11.81
13/06/21	11:57:59	38.327	11.81
13/06/21	11:58:00	38.327	11.81
13/06/21	11:58:01	38.327	11.81
13/06/21	11:58:02	38.327	11.81
13/06/21	11:58:03	38.327	11.81
13/06/21	11:58:04	38.327	11.81
13/06/21	11:58:05	38.327	11.81
13/06/21	11:58:06	38.327	11.81
13/06/21	11:58:07	38.327	11.81
13/06/21	11:58:08	38.327	11.81
13/06/21	11:58:09	38.327	11.81
13/06/21	11:58:10	38.327	11.81
13/06/21	11:58:11	38.327	11.81
13/06/21	11:58:12	38.327	11.81
13/06/21	11:58:13	38.327	11.81
13/06/21	11:58:14	38.327	11.81
13/06/21	11:58:15	38.327	11.81
13/06/21	11:58:16	38.327	11.81
13/06/21	11:58:17	38.327	11.81
13/06/21	11:58:18	38.327	11.81
13/06/21	11:58:19	38.327	11.81
13/06/21	11:58:20	38.327	11.81
13/06/21	11:58:21	38.327	11.81
13/06/21	11:58:22	38.327	11.81
13/06/21	11:58:23	38.327	11.81
13/06/21	11:58:24	38.327	11.81
13/06/21	11:58:25	38.327	11.81
13/06/21	11:58:26	38.327	11.81
13/06/21	11:58:27	38.327	11.81
13/06/21	11:58:28	38.327	11.81
13/06/21	11:58:29	38.327	11.81
13/06/21	11:58:30	38.327	11.81

13/06/21	11:58:31	38.327	11.81
13/06/21	11:58:32	38.327	11.81
13/06/21	11:58:33	38.327	11.81
13/06/21	11:58:34	38.327	11.81
13/06/21	11:58:35	38.327	11.81
13/06/21	11:58:36	38.327	11.81
13/06/21	11:58:37	38.327	11.81
13/06/21	11:58:38	38.327	11.81
13/06/21	11:58:39	38.327	11.81
13/06/21	11:58:40	38.327	11.81
13/06/21	11:58:41	38.327	11.81
13/06/21	11:58:42	38.327	11.81
13/06/21	11:58:43	38.327	11.81
13/06/21	11:58:44	38.327	11.81
13/06/21	11:58:45	38.327	11.81
13/06/21	11:58:46	38.327	11.81
13/06/21	11:58:47	38.327	11.81
13/06/21	11:58:48	38.327	11.81
13/06/21	11:58:49	38.327	11.81
13/06/21	11:58:50	38.327	11.81
13/06/21	11:58:51	38.327	11.81
13/06/21	11:58:52	38.327	11.81
13/06/21	11:58:53	38.327	11.81
13/06/21	11:58:54	38.327	11.81
13/06/21	11:58:55	38.327	11.81
13/06/21	11:58:56	38.327	11.81
13/06/21	11:58:57	38.31	11.81
13/06/21	11:58:58	38.327	11.81
13/06/21	11:58:59	38.327	11.81
13/06/21	11:59:00	38.327	11.81
13/06/21	11:59:01	38.327	11.81
13/06/21	11:59:02	38.327	11.81
13/06/21	11:59:03	38.327	11.81
13/06/21	11:59:04	38.327	11.81
13/06/21	11:59:05	38.327	11.81
13/06/21	11:59:06	38.327	11.81
13/06/21	11:59:07	38.327	11.81
13/06/21	11:59:08	38.327	11.81
13/06/21	11:59:09	38.327	11.81
13/06/21	11:59:10	38.327	11.81
13/06/21	11:59:11	38.327	11.81
13/06/21	11:59:12	38.327	11.81
13/06/21	11:59:13	38.327	11.81
13/06/21	11:59:14	38.327	11.81
13/06/21	11:59:15	38.327	11.81
13/06/21	11:59:16	38.327	11.81
13/06/21	11:59:17	38.327	11.81
13/06/21	11:59:18	38.327	11.81
13/06/21	11:59:19	38.327	11.81
13/06/21	11:59:20	38.327	11.81
13/06/21	11:59:21	38.327	11.81
13/06/21	11:59:22	38.327	11.81
13/06/21	11:59:23	38.327	11.81
13/06/21	11:59:24	38.327	11.81
13/06/21	11:59:25	38.327	11.81
13/06/21	11:59:26	38.327	11.81
13/06/21	11:59:27	38.327	11.81
13/06/21	11:59:28	38.327	11.81
13/06/21	11:59:29	38.327	11.81
13/06/21	11:59:30	38.327	11.81
13/06/21	11:59:31	38.327	11.81
13/06/21	11:59:32	38.327	11.81
13/06/21	11:59:33	38.327	11.81
13/06/21	11:59:34	38.327	11.81
13/06/21	11:59:35	38.327	11.81
13/06/21	11:59:36	38.327	11.81

13/06/21	11:59:37	38.327	11.81
13/06/21	11:59:38	38.327	11.81
13/06/21	11:59:39	38.327	11.81
13/06/21	11:59:40	38.327	11.81
13/06/21	11:59:41	38.327	11.81
13/06/21	11:59:42	38.327	11.81
13/06/21	11:59:43	38.327	11.81
13/06/21	11:59:44	38.327	11.81
13/06/21	11:59:45	38.327	11.81
13/06/21	11:59:46	38.327	11.81
13/06/21	11:59:47	38.327	11.81
13/06/21	11:59:48	38.327	11.81
13/06/21	11:59:49	38.327	11.81
13/06/21	11:59:50	38.327	11.81
13/06/21	11:59:51	38.327	11.81
13/06/21	11:59:52	38.327	11.81
13/06/21	11:59:53	38.327	11.81
13/06/21	11:59:54	38.327	11.81
13/06/21	11:59:55	38.327	11.81
13/06/21	11:59:56	38.327	11.81
13/06/21	11:59:57	38.327	11.81
13/06/21	11:59:58	38.327	11.81
13/06/21	11:59:59	38.327	11.81
13/06/21	12:00:00	38.327	11.81
13/06/21	12:00:01	38.327	11.81
13/06/21	12:00:02	38.327	11.81
13/06/21	12:00:03	38.327	11.81
13/06/21	12:00:04	38.327	11.81
13/06/21	12:00:05	38.327	11.81
13/06/21	12:00:06	38.327	11.81
13/06/21	12:00:07	38.327	11.81
13/06/21	12:00:08	38.327	11.81
13/06/21	12:00:09	38.327	11.81
13/06/21	12:00:10	38.327	11.81
13/06/21	12:00:11	38.327	11.81
13/06/21	12:00:12	38.327	11.81
13/06/21	12:00:13	38.327	11.81
13/06/21	12:00:14	38.327	11.81
13/06/21	12:00:15	38.327	11.81
13/06/21	12:00:16	38.327	11.81
13/06/21	12:00:17	38.327	11.81
13/06/21	12:00:18	38.31	11.81
13/06/21	12:00:19	38.327	11.81
13/06/21	12:00:20	38.327	11.81
13/06/21	12:00:21	38.327	11.81
13/06/21	12:00:22	38.327	11.81
13/06/21	12:00:23	38.327	11.81
13/06/21	12:00:24	38.327	11.81
13/06/21	12:00:25	38.327	11.81
13/06/21	12:00:26	38.327	11.81
13/06/21	12:00:27	38.327	11.81
13/06/21	12:00:28	38.327	11.81
13/06/21	12:00:29	38.327	11.81
13/06/21	12:00:30	38.327	11.81
13/06/21	12:00:31	38.327	11.81
13/06/21	12:00:32	38.327	11.81
13/06/21	12:00:33	38.327	11.81
13/06/21	12:00:34	38.327	11.81
13/06/21	12:00:35	38.327	11.81
13/06/21	12:00:36	38.327	11.81
13/06/21	12:00:37	38.327	11.81
13/06/21	12:00:38	38.327	11.81
13/06/21	12:00:39	38.327	11.81
13/06/21	12:00:40	38.327	11.81
13/06/21	12:00:41	38.327	11.81
13/06/21	12:00:42	38.327	11.81

13/06/21	12:00:43	38.327	11.81
13/06/21	12:00:44	38.327	11.81
13/06/21	12:00:45	38.327	11.81
13/06/21	12:00:46	38.327	11.81
13/06/21	12:00:47	38.327	11.81
13/06/21	12:00:48	38.327	11.81
13/06/21	12:00:49	38.327	11.81
13/06/21	12:00:50	38.327	11.81
13/06/21	12:00:51	38.327	11.81
13/06/21	12:00:52	38.327	11.81
13/06/21	12:00:53	38.327	11.81
13/06/21	12:00:54	38.327	11.81
13/06/21	12:00:55	38.327	11.81
13/06/21	12:00:56	38.327	11.81
13/06/21	12:00:57	38.327	11.81
13/06/21	12:00:58	38.327	11.81
13/06/21	12:00:59	38.327	11.81
13/06/21	12:01:00	38.327	11.81
13/06/21	12:01:01	38.327	11.81
13/06/21	12:01:02	38.327	11.81
13/06/21	12:01:03	38.327	11.81
13/06/21	12:01:04	38.327	11.81
13/06/21	12:01:05	38.327	11.81
13/06/21	12:01:06	38.327	11.81
13/06/21	12:01:07	38.327	11.81
13/06/21	12:01:08	38.327	11.81
13/06/21	12:01:09	38.327	11.81
13/06/21	12:01:10	38.327	11.81
13/06/21	12:01:11	38.327	11.81
13/06/21	12:01:12	38.327	11.81
13/06/21	12:01:13	38.327	11.81
13/06/21	12:01:14	38.327	11.81
13/06/21	12:01:15	38.327	11.81
13/06/21	12:01:16	38.327	11.81
13/06/21	12:01:17	38.327	11.81
13/06/21	12:01:18	38.327	11.81
13/06/21	12:01:19	38.327	11.81
13/06/21	12:01:20	38.327	11.81
13/06/21	12:01:21	38.327	11.81
13/06/21	12:01:22	38.327	11.81
13/06/21	12:01:23	38.327	11.81
13/06/21	12:01:24	38.327	11.81
13/06/21	12:01:25	38.327	11.81
13/06/21	12:01:26	38.327	11.81
13/06/21	12:01:27	38.327	11.81
13/06/21	12:01:28	38.344	11.81
13/06/21	12:01:29	38.327	11.81
13/06/21	12:01:30	38.327	11.81
13/06/21	12:01:31	38.327	11.81
13/06/21	12:01:32	38.327	11.81
13/06/21	12:01:33	38.327	11.81
13/06/21	12:01:34	38.327	11.81
13/06/21	12:01:35	38.327	11.81
13/06/21	12:01:36	38.327	11.81
13/06/21	12:01:37	38.327	11.81
13/06/21	12:01:38	38.327	11.81
13/06/21	12:01:39	38.327	11.81
13/06/21	12:01:40	38.327	11.81
13/06/21	12:01:41	38.327	11.81
13/06/21	12:01:42	38.327	11.81
13/06/21	12:01:43	38.327	11.81
13/06/21	12:01:44	38.327	11.81
13/06/21	12:01:45	38.327	11.81
13/06/21	12:01:46	38.327	11.81
13/06/21	12:01:47	38.327	11.81
13/06/21	12:01:48	38.327	11.81

13/06/21	12:01:49	38.327	11.81
13/06/21	12:01:50	38.327	11.81
13/06/21	12:01:51	38.327	11.81
13/06/21	12:01:52	38.327	11.81
13/06/21	12:01:53	38.327	11.81
13/06/21	12:01:54	38.327	11.81
13/06/21	12:01:55	38.327	11.81
13/06/21	12:01:56	38.327	11.81
13/06/21	12:01:57	38.327	11.81
13/06/21	12:01:58	38.327	11.81
13/06/21	12:01:59	38.327	11.81
13/06/21	12:02:00	38.327	11.81
13/06/21	12:02:01	38.327	11.81
13/06/21	12:02:02	38.327	11.81
13/06/21	12:02:03	38.327	11.81
13/06/21	12:02:04	38.327	11.81
13/06/21	12:02:05	38.327	11.81
13/06/21	12:02:06	38.327	11.81
13/06/21	12:02:07	38.327	11.81
13/06/21	12:02:08	38.327	11.81
13/06/21	12:02:09	38.327	11.81
13/06/21	12:02:10	38.327	11.81
13/06/21	12:02:11	38.327	11.81
13/06/21	12:02:12	38.327	11.81
13/06/21	12:02:13	38.327	11.81
13/06/21	12:02:14	38.327	11.81
13/06/21	12:02:15	38.327	11.81
13/06/21	12:02:16	38.327	11.81
13/06/21	12:02:17	38.327	11.81
13/06/21	12:02:18	38.327	11.81
13/06/21	12:02:19	38.327	11.81
13/06/21	12:02:20	38.327	11.81
13/06/21	12:02:21	38.327	11.81
13/06/21	12:02:22	38.327	11.81
13/06/21	12:02:23	38.327	11.81
13/06/21	12:02:24	38.327	11.81
13/06/21	12:02:25	38.327	11.81
13/06/21	12:02:26	38.327	11.81
13/06/21	12:02:27	38.327	11.81
13/06/21	12:02:28	38.327	11.81
13/06/21	12:02:29	38.327	11.81
13/06/21	12:02:30	38.327	11.81
13/06/21	12:02:31	38.327	11.81
13/06/21	12:02:32	38.327	11.81
13/06/21	12:02:33	38.327	11.81
13/06/21	12:02:34	38.327	11.81
13/06/21	12:02:35	38.327	11.81
13/06/21	12:02:36	38.327	11.81
13/06/21	12:02:37	38.327	11.81
13/06/21	12:02:38	38.327	11.81
13/06/21	12:02:39	38.327	11.81
13/06/21	12:02:40	38.327	11.81
13/06/21	12:02:41	38.327	11.81
13/06/21	12:02:42	38.327	11.81
13/06/21	12:02:43	38.327	11.81
13/06/21	12:02:44	38.327	11.81
13/06/21	12:02:45	38.327	11.81
13/06/21	12:02:46	38.327	11.81
13/06/21	12:02:47	38.327	11.81
13/06/21	12:02:48	38.327	11.81
13/06/21	12:02:49	38.327	11.81
13/06/21	12:02:50	38.327	11.81
13/06/21	12:02:51	38.327	11.81
13/06/21	12:02:52	38.327	11.81
13/06/21	12:02:53	38.327	11.81
13/06/21	12:02:54	38.327	11.81

13/06/21	12:02:55	38.327	11.81
13/06/21	12:02:56	38.327	11.81
13/06/21	12:02:57	38.327	11.81
13/06/21	12:02:58	38.327	11.81
13/06/21	12:02:59	38.327	11.81
13/06/21	12:03:00	38.327	11.81
13/06/21	12:03:01	38.327	11.81
13/06/21	12:03:02	38.327	11.81
13/06/21	12:03:03	38.327	11.81
13/06/21	12:03:04	38.327	11.81
13/06/21	12:03:05	38.327	11.81
13/06/21	12:03:06	38.327	11.81
13/06/21	12:03:07	38.327	11.81
13/06/21	12:03:08	38.327	11.81
13/06/21	12:03:09	38.327	11.81
13/06/21	12:03:10	38.327	11.81
13/06/21	12:03:11	38.327	11.81
13/06/21	12:03:12	38.327	11.81
13/06/21	12:03:13	38.327	11.81
13/06/21	12:03:14	38.327	11.81
13/06/21	12:03:15	38.327	11.81
13/06/21	12:03:16	38.327	11.81
13/06/21	12:03:17	38.327	11.81
13/06/21	12:03:18	38.327	11.81
13/06/21	12:03:19	38.327	11.81
13/06/21	12:03:20	38.327	11.81
13/06/21	12:03:21	38.327	11.81
13/06/21	12:03:22	38.327	11.81
13/06/21	12:03:23	38.327	11.81
13/06/21	12:03:24	38.327	11.81
13/06/21	12:03:25	38.327	11.81
13/06/21	12:03:26	38.327	11.81
13/06/21	12:03:27	38.327	11.81
13/06/21	12:03:28	38.327	11.81
13/06/21	12:03:29	38.327	11.81
13/06/21	12:03:30	38.327	11.81
13/06/21	12:03:31	38.327	11.81
13/06/21	12:03:32	38.327	11.81
13/06/21	12:03:33	38.327	11.81
13/06/21	12:03:34	38.327	11.81
13/06/21	12:03:35	38.327	11.81
13/06/21	12:03:36	38.327	11.81
13/06/21	12:03:37	38.327	11.81
13/06/21	12:03:38	38.327	11.81
13/06/21	12:03:39	38.327	11.81
13/06/21	12:03:40	38.327	11.81
13/06/21	12:03:41	38.327	11.81
13/06/21	12:03:42	38.327	11.81
13/06/21	12:03:43	38.327	11.81
13/06/21	12:03:44	38.327	11.81
13/06/21	12:03:45	38.327	11.81
13/06/21	12:03:46	38.327	11.81
13/06/21	12:03:47	38.327	11.81
13/06/21	12:03:48	38.327	11.81
13/06/21	12:03:49	38.327	11.81
13/06/21	12:03:50	38.327	11.81
13/06/21	12:03:51	38.327	11.81
13/06/21	12:03:52	38.327	11.81
13/06/21	12:03:53	38.327	11.81
13/06/21	12:03:54	38.327	11.81
13/06/21	12:03:55	38.327	11.81
13/06/21	12:03:56	38.327	11.81
13/06/21	12:03:57	38.327	11.81
13/06/21	12:03:58	38.327	11.81
13/06/21	12:03:59	38.327	11.81
13/06/21	12:04:00	38.327	11.81

13/06/21	12:04:01	38.327	11.81
13/06/21	12:04:02	38.327	11.81
13/06/21	12:04:03	38.327	11.81
13/06/21	12:04:04	38.327	11.81
13/06/21	12:04:05	38.327	11.81
13/06/21	12:04:06	38.327	11.81
13/06/21	12:04:07	38.327	11.81
13/06/21	12:04:08	38.327	11.81
13/06/21	12:04:09	38.344	11.81
13/06/21	12:04:10	38.327	11.81
13/06/21	12:04:11	38.327	11.81
13/06/21	12:04:12	38.327	11.81
13/06/21	12:04:13	38.327	11.81
13/06/21	12:04:14	38.327	11.81
13/06/21	12:04:15	38.327	11.81
13/06/21	12:04:16	38.327	11.81
13/06/21	12:04:17	38.327	11.81
13/06/21	12:04:18	38.327	11.81
13/06/21	12:04:19	38.327	11.81
13/06/21	12:04:20	38.327	11.81
13/06/21	12:04:21	38.327	11.81
13/06/21	12:04:22	38.327	11.81
13/06/21	12:04:23	38.327	11.81
13/06/21	12:04:24	38.344	11.81
13/06/21	12:04:25	38.327	11.81
13/06/21	12:04:26	38.344	11.81
13/06/21	12:04:27	38.327	11.81
13/06/21	12:04:28	38.327	11.81
13/06/21	12:04:29	38.327	11.81
13/06/21	12:04:30	38.327	11.81
13/06/21	12:04:31	38.327	11.81
13/06/21	12:04:32	38.327	11.81
13/06/21	12:04:33	38.327	11.81
13/06/21	12:04:34	38.327	11.81
13/06/21	12:04:35	38.327	11.81
13/06/21	12:04:36	38.327	11.81
13/06/21	12:04:37	38.327	11.81
13/06/21	12:04:38	38.327	11.81
13/06/21	12:04:39	38.327	11.81
13/06/21	12:04:40	38.327	11.81
13/06/21	12:04:41	38.327	11.81
13/06/21	12:04:42	38.327	11.81
13/06/21	12:04:43	38.327	11.81
13/06/21	12:04:44	38.327	11.81
13/06/21	12:04:45	38.327	11.81
13/06/21	12:04:46	38.327	11.81
13/06/21	12:04:47	38.327	11.81
13/06/21	12:04:48	38.327	11.81
13/06/21	12:04:49	38.327	11.81
13/06/21	12:04:50	38.327	11.81
13/06/21	12:04:51	38.327	11.81
13/06/21	12:04:52	38.327	11.81
13/06/21	12:04:53	38.344	11.81
13/06/21	12:04:54	38.327	11.81
13/06/21	12:04:55	38.327	11.81
13/06/21	12:04:56	38.327	11.81
13/06/21	12:04:57	38.327	11.81
13/06/21	12:04:58	38.327	11.81
13/06/21	12:04:59	38.327	11.81
13/06/21	12:05:00	38.327	11.81
13/06/21	12:05:01	38.344	11.81
13/06/21	12:05:02	38.344	11.81
13/06/21	12:05:03	38.327	11.81
13/06/21	12:05:04	38.327	11.81
13/06/21	12:05:05	38.344	11.81
13/06/21	12:05:06	38.327	11.81

13/06/21	12:05:07	38.327	11.81
13/06/21	12:05:08	38.344	11.81
13/06/21	12:05:09	38.327	11.81
13/06/21	12:05:10	38.327	11.81
13/06/21	12:05:11	38.327	11.81
13/06/21	12:05:12	38.327	11.81
13/06/21	12:05:13	38.327	11.81
13/06/21	12:05:14	38.327	11.81
13/06/21	12:05:15	38.327	11.81
13/06/21	12:05:16	38.327	11.81
13/06/21	12:05:17	38.327	11.81
13/06/21	12:05:18	38.327	11.81
13/06/21	12:05:19	38.327	11.81
13/06/21	12:05:20	38.327	11.81
13/06/21	12:05:21	38.327	11.81
13/06/21	12:05:22	38.327	11.81
13/06/21	12:05:23	38.327	11.81
13/06/21	12:05:24	38.344	11.81
13/06/21	12:05:25	38.327	11.81
13/06/21	12:05:26	38.327	11.81
13/06/21	12:05:27	38.344	11.81
13/06/21	12:05:28	38.327	11.81
13/06/21	12:05:29	38.327	11.81
13/06/21	12:05:30	38.327	11.81
13/06/21	12:05:31	38.327	11.81
13/06/21	12:05:32	38.327	11.81
13/06/21	12:05:33	38.327	11.81
13/06/21	12:05:34	38.327	11.81
13/06/21	12:05:35	38.344	11.81
13/06/21	12:05:36	38.327	11.81
13/06/21	12:05:37	38.327	11.81
13/06/21	12:05:38	38.327	11.81
13/06/21	12:05:39	38.344	11.81
13/06/21	12:05:40	38.327	11.81
13/06/21	12:05:41	38.327	11.81
13/06/21	12:05:42	38.344	11.81
13/06/21	12:05:43	38.344	11.81
13/06/21	12:05:44	38.327	11.81
13/06/21	12:05:45	38.344	11.81
13/06/21	12:05:46	38.327	11.81
13/06/21	12:05:47	38.327	11.81
13/06/21	12:05:48	38.344	11.81
13/06/21	12:05:49	38.327	11.81
13/06/21	12:05:50	38.344	11.81
13/06/21	12:05:51	38.344	11.81
13/06/21	12:05:52	38.327	11.81
13/06/21	12:05:53	38.344	11.81
13/06/21	12:05:54	38.327	11.81
13/06/21	12:05:55	38.327	11.81
13/06/21	12:05:56	38.344	11.81
13/06/21	12:05:57	38.344	11.81
13/06/21	12:05:58	38.344	11.81
13/06/21	12:05:59	38.344	11.81
13/06/21	12:06:00	38.327	11.81
13/06/21	12:06:01	38.327	11.81
13/06/21	12:06:02	38.344	11.81
13/06/21	12:06:03	38.327	11.81
13/06/21	12:06:04	38.344	11.81
13/06/21	12:06:05	38.327	11.81
13/06/21	12:06:06	38.344	11.81
13/06/21	12:06:07	38.344	11.81
13/06/21	12:06:08	38.344	11.81
13/06/21	12:06:09	38.327	11.81
13/06/21	12:06:10	38.344	11.81
13/06/21	12:06:11	38.344	11.81
13/06/21	12:06:12	38.344	11.81

13/06/21	12:06:13	38.344	11.81
13/06/21	12:06:14	38.344	11.81
13/06/21	12:06:15	38.344	11.81
13/06/21	12:06:16	38.344	11.81
13/06/21	12:06:17	38.344	11.81
13/06/21	12:06:18	38.344	11.81
13/06/21	12:06:19	38.327	11.81
13/06/21	12:06:20	38.344	11.81
13/06/21	12:06:21	38.327	11.81
13/06/21	12:06:22	38.327	11.81
13/06/21	12:06:23	38.361	11.81
13/06/21	12:06:24	38.344	11.81
13/06/21	12:06:25	38.344	11.81
13/06/21	12:06:26	38.344	11.81
13/06/21	12:06:27	38.344	11.81
13/06/21	12:06:28	38.327	11.81
13/06/21	12:06:29	38.344	11.81
13/06/21	12:06:30	38.327	11.81
13/06/21	12:06:31	38.344	11.81
13/06/21	12:06:32	38.344	11.81
13/06/21	12:06:33	38.344	11.81
13/06/21	12:06:34	38.344	11.81
13/06/21	12:06:35	38.344	11.81
13/06/21	12:06:36	38.327	11.81
13/06/21	12:06:37	38.327	11.81
13/06/21	12:06:38	38.327	11.81
13/06/21	12:06:39	38.344	11.81
13/06/21	12:06:40	38.327	11.81
13/06/21	12:06:41	38.327	11.81
13/06/21	12:06:42	38.344	11.81
13/06/21	12:06:43	38.344	11.81
13/06/21	12:06:44	38.344	11.81
13/06/21	12:06:45	38.327	11.81
13/06/21	12:06:46	38.344	11.81
13/06/21	12:06:47	38.327	11.81
13/06/21	12:06:48	38.344	11.81
13/06/21	12:06:49	38.344	11.81
13/06/21	12:06:50	38.327	11.81
13/06/21	12:06:51	38.327	11.81
13/06/21	12:06:52	38.344	11.81
13/06/21	12:06:53	38.344	11.81
13/06/21	12:06:54	38.327	11.81
13/06/21	12:06:55	38.327	11.81
13/06/21	12:06:56	38.327	11.81
13/06/21	12:06:57	38.344	11.81
13/06/21	12:06:58	38.344	11.81
13/06/21	12:06:59	38.344	11.81
13/06/21	12:07:00	38.327	11.81
13/06/21	12:07:01	38.327	11.81
13/06/21	12:07:02	38.344	11.81
13/06/21	12:07:03	38.344	11.81
13/06/21	12:07:04	38.344	11.81
13/06/21	12:07:05	38.344	11.81
13/06/21	12:07:06	38.344	11.81
13/06/21	12:07:07	38.327	11.81
13/06/21	12:07:08	38.344	11.81
13/06/21	12:07:09	38.327	11.81
13/06/21	12:07:10	38.344	11.81
13/06/21	12:07:11	38.344	11.81
13/06/21	12:07:12	38.344	11.81
13/06/21	12:07:13	38.344	11.81
13/06/21	12:07:14	38.344	11.81
13/06/21	12:07:15	38.344	11.81
13/06/21	12:07:16	38.344	11.81
13/06/21	12:07:17	38.344	11.81
13/06/21	12:07:18	38.327	11.81

13/06/21	12:07:19	38.344	11.81
13/06/21	12:07:20	38.344	11.81
13/06/21	12:07:21	38.344	11.81
13/06/21	12:07:22	38.344	11.81
13/06/21	12:07:23	38.344	11.81
13/06/21	12:07:24	38.344	11.81
13/06/21	12:07:25	38.344	11.81
13/06/21	12:07:26	38.327	11.81
13/06/21	12:07:27	38.344	11.81
13/06/21	12:07:28	38.344	11.81
13/06/21	12:07:29	38.344	11.81
13/06/21	12:07:30	38.344	11.81
13/06/21	12:07:31	38.344	11.81
13/06/21	12:07:32	38.344	11.81
13/06/21	12:07:33	38.344	11.81
13/06/21	12:07:34	38.344	11.81
13/06/21	12:07:35	38.344	11.81
13/06/21	12:07:36	38.344	11.81
13/06/21	12:07:37	38.344	11.81
13/06/21	12:07:38	38.327	11.81
13/06/21	12:07:39	38.344	11.81
13/06/21	12:07:40	38.344	11.81
13/06/21	12:07:41	38.344	11.81
13/06/21	12:07:42	38.344	11.81
13/06/21	12:07:43	38.344	11.81
13/06/21	12:07:44	38.344	11.81
13/06/21	12:07:45	38.344	11.81
13/06/21	12:07:46	38.344	11.81
13/06/21	12:07:47	38.344	11.81
13/06/21	12:07:48	38.344	11.81
13/06/21	12:07:49	38.344	11.81
13/06/21	12:07:50	38.344	11.81
13/06/21	12:07:51	38.344	11.81
13/06/21	12:07:52	38.344	11.81
13/06/21	12:07:53	38.344	11.81
13/06/21	12:07:54	38.344	11.81
13/06/21	12:07:55	38.327	11.81
13/06/21	12:07:56	38.344	11.81
13/06/21	12:07:57	38.344	11.81
13/06/21	12:07:58	38.344	11.81
13/06/21	12:07:59	38.344	11.81
13/06/21	12:08:00	38.344	11.81
13/06/21	12:08:01	38.344	11.81
13/06/21	12:08:02	38.344	11.81
13/06/21	12:08:03	38.344	11.81
13/06/21	12:08:04	38.344	11.81
13/06/21	12:08:05	38.344	11.81
13/06/21	12:08:06	38.344	11.81
13/06/21	12:08:07	38.344	11.81
13/06/21	12:08:08	38.344	11.81
13/06/21	12:08:09	38.344	11.81
13/06/21	12:08:10	38.344	11.81
13/06/21	12:08:11	38.344	11.81
13/06/21	12:08:12	38.344	11.81
13/06/21	12:08:13	38.344	11.81
13/06/21	12:08:14	38.344	11.81
13/06/21	12:08:15	38.344	11.81
13/06/21	12:08:16	38.344	11.81
13/06/21	12:08:17	38.344	11.81
13/06/21	12:08:18	38.344	11.81
13/06/21	12:08:19	38.344	11.81
13/06/21	12:08:20	38.344	11.81
13/06/21	12:08:21	38.344	11.81
13/06/21	12:08:22	38.344	11.81
13/06/21	12:08:23	38.344	11.81
13/06/21	12:08:24	38.344	11.81

13/06/21	12:08:25	38.344	11.81
13/06/21	12:08:26	38.344	11.81
13/06/21	12:08:27	38.344	11.81
13/06/21	12:08:28	38.344	11.81
13/06/21	12:08:29	38.344	11.81
13/06/21	12:08:30	38.344	11.81
13/06/21	12:08:31	38.327	11.81
13/06/21	12:08:32	38.344	11.81
13/06/21	12:08:33	38.344	11.81
13/06/21	12:08:34	38.344	11.81
13/06/21	12:08:35	38.344	11.81
13/06/21	12:08:36	38.344	11.81
13/06/21	12:08:37	38.344	11.81
13/06/21	12:08:38	38.344	11.81
13/06/21	12:08:39	38.344	11.81
13/06/21	12:08:40	38.344	11.81
13/06/21	12:08:41	38.344	11.81
13/06/21	12:08:42	38.344	11.81
13/06/21	12:08:43	38.344	11.81
13/06/21	12:08:44	38.344	11.81
13/06/21	12:08:45	38.344	11.81
13/06/21	12:08:46	38.344	11.81
13/06/21	12:08:47	38.344	11.81
13/06/21	12:08:48	38.344	11.81
13/06/21	12:08:49	38.344	11.81
13/06/21	12:08:50	38.344	11.81
13/06/21	12:08:51	38.344	11.81
13/06/21	12:08:52	38.344	11.81
13/06/21	12:08:53	38.344	11.81
13/06/21	12:08:54	38.344	11.81
13/06/21	12:08:55	38.344	11.81
13/06/21	12:08:56	38.327	11.81
13/06/21	12:08:57	38.344	11.81
13/06/21	12:08:58	38.344	11.81
13/06/21	12:08:59	38.344	11.81
13/06/21	12:09:00	38.344	11.81
13/06/21	12:09:01	38.344	11.81
13/06/21	12:09:02	38.344	11.81
13/06/21	12:09:03	38.344	11.81
13/06/21	12:09:04	38.344	11.81
13/06/21	12:09:05	38.344	11.81
13/06/21	12:09:06	38.344	11.81
13/06/21	12:09:07	38.344	11.81
13/06/21	12:09:08	38.344	11.81
13/06/21	12:09:09	38.344	11.81
13/06/21	12:09:10	38.344	11.81
13/06/21	12:09:11	38.344	11.81
13/06/21	12:09:12	38.344	11.81
13/06/21	12:09:13	38.344	11.81
13/06/21	12:09:14	38.344	11.81
13/06/21	12:09:15	38.344	11.81
13/06/21	12:09:16	38.344	11.81
13/06/21	12:09:17	38.344	11.81
13/06/21	12:09:18	38.344	11.81
13/06/21	12:09:19	38.344	11.81
13/06/21	12:09:20	38.344	11.81
13/06/21	12:09:21	38.344	11.81
13/06/21	12:09:22	38.344	11.81
13/06/21	12:09:23	38.344	11.81
13/06/21	12:09:24	38.344	11.81
13/06/21	12:09:25	38.344	11.81
13/06/21	12:09:26	38.344	11.81
13/06/21	12:09:27	38.344	11.81
13/06/21	12:09:28	38.344	11.81
13/06/21	12:09:29	38.344	11.81
13/06/21	12:09:30	38.344	11.81

13/06/21	12:09:31	38.344	11.81
13/06/21	12:09:32	38.344	11.81
13/06/21	12:09:33	38.344	11.81
13/06/21	12:09:34	38.344	11.81
13/06/21	12:09:35	38.344	11.81
13/06/21	12:09:36	38.344	11.81
13/06/21	12:09:37	38.344	11.81
13/06/21	12:09:38	38.344	11.81
13/06/21	12:09:39	38.344	11.81
13/06/21	12:09:40	38.344	11.81
13/06/21	12:09:41	38.344	11.81
13/06/21	12:09:42	38.344	11.81
13/06/21	12:09:43	38.344	11.81
13/06/21	12:09:44	38.344	11.81
13/06/21	12:09:45	38.344	11.81
13/06/21	12:09:46	38.344	11.81
13/06/21	12:09:47	38.344	11.81
13/06/21	12:09:48	38.344	11.81
13/06/21	12:09:49	38.344	11.81
13/06/21	12:09:50	38.344	11.81
13/06/21	12:09:51	38.344	11.81
13/06/21	12:09:52	38.344	11.81
13/06/21	12:09:53	38.344	11.81
13/06/21	12:09:54	38.344	11.81
13/06/21	12:09:55	38.344	11.88
13/06/21	12:09:56	38.344	11.81
13/06/21	12:09:57	38.344	11.81
13/06/21	12:09:58	38.344	11.81
13/06/21	12:09:59	38.344	11.81
13/06/21	12:10:00	38.344	11.81
13/06/21	12:10:01	38.344	11.81
13/06/21	12:10:02	38.344	11.81
13/06/21	12:10:03	38.344	11.81
13/06/21	12:10:04	38.344	11.81
13/06/21	12:10:05	38.344	11.81
13/06/21	12:10:06	38.344	11.81
13/06/21	12:10:07	38.344	11.81
13/06/21	12:10:08	38.344	11.81
13/06/21	12:10:09	38.344	11.81
13/06/21	12:10:10	38.344	11.81
13/06/21	12:10:11	38.344	11.81
13/06/21	12:10:12	38.344	11.81
13/06/21	12:10:13	38.344	11.81
13/06/21	12:10:14	38.344	11.81
13/06/21	12:10:15	38.344	11.81
13/06/21	12:10:16	38.344	11.81
13/06/21	12:10:17	38.344	11.81
13/06/21	12:10:18	38.344	11.81
13/06/21	12:10:19	38.344	11.81
13/06/21	12:10:20	38.344	11.81
13/06/21	12:10:21	38.344	11.81
13/06/21	12:10:22	38.344	11.81
13/06/21	12:10:23	38.344	11.81
13/06/21	12:10:24	38.344	11.81
13/06/21	12:10:25	38.344	11.81
13/06/21	12:10:26	38.344	11.81
13/06/21	12:10:27	38.344	11.81
13/06/21	12:10:28	38.344	11.81
13/06/21	12:10:29	38.344	11.81
13/06/21	12:10:30	38.344	11.81
13/06/21	12:10:31	38.344	11.81
13/06/21	12:10:32	38.344	11.81
13/06/21	12:10:33	38.344	11.81
13/06/21	12:10:34	38.344	11.81
13/06/21	12:10:35	38.344	11.81
13/06/21	12:10:36	38.344	11.81

13/06/21	12:10:37	38.344	11.81
13/06/21	12:10:38	38.344	11.81
13/06/21	12:10:39	38.344	11.81
13/06/21	12:10:40	38.344	11.81
13/06/21	12:10:41	38.344	11.81
13/06/21	12:10:42	38.344	11.81
13/06/21	12:10:43	38.344	11.81
13/06/21	12:10:44	38.344	11.81
13/06/21	12:10:45	38.344	11.81
13/06/21	12:10:46	38.344	11.81
13/06/21	12:10:47	38.344	11.88
13/06/21	12:10:48	38.344	11.81
13/06/21	12:10:49	38.344	11.81
13/06/21	12:10:50	38.344	11.81
13/06/21	12:10:51	38.344	11.81
13/06/21	12:10:52	38.344	11.88
13/06/21	12:10:53	38.344	11.81
13/06/21	12:10:54	38.344	11.88
13/06/21	12:10:55	37.953	11.81
13/06/21	12:10:56	36.237	11.81
13/06/21	12:10:57	35.779	11.81
13/06/21	12:10:58	34.046	11.88
13/06/21	12:10:59	34.029	11.81
13/06/21	12:11:00	34.029	11.81
13/06/21	12:11:01	34.029	11.88
13/06/21	12:11:02	34.046	11.81
13/06/21	12:11:03	34.063	11.81
13/06/21	12:11:04	34.046	11.81
13/06/21	12:11:05	34.046	11.88
13/06/21	12:11:06	34.046	11.81
13/06/21	12:11:07	34.046	11.88
13/06/21	12:11:08	34.046	11.88
13/06/21	12:11:09	34.029	11.88
13/06/21	12:11:10	34.029	11.88
13/06/21	12:11:11	34.046	11.88
13/06/21	12:11:12	34.029	11.88
13/06/21	12:11:13	34.046	11.88
13/06/21	12:11:14	34.046	11.88
13/06/21	12:11:15	34.046	11.88
13/06/21	12:11:16	34.046	11.88
13/06/21	12:11:17	34.029	11.88
13/06/21	12:11:18	34.046	11.88
13/06/21	12:11:19	34.046	11.94
13/06/21	12:11:20	34.046	11.94
13/06/21	12:11:21	34.046	11.94
13/06/21	12:11:22	34.029	11.94
13/06/21	12:11:23	34.046	11.94
13/06/21	12:11:24	34.046	11.94
13/06/21	12:11:25	34.046	11.94
13/06/21	12:11:26	34.046	12
13/06/21	12:11:27	34.029	12
13/06/21	12:11:28	34.046	12
13/06/21	12:11:29	34.046	12
13/06/21	12:11:30	34.046	12
13/06/21	12:11:31	34.029	12.06
13/06/21	12:11:32	34.046	12.06
13/06/21	12:11:33	34.046	12.06
13/06/21	12:11:34	34.046	12.06
13/06/21	12:11:35	34.046	12.06
13/06/21	12:11:36	34.029	12.13
13/06/21	12:11:37	34.029	12.13
13/06/21	12:11:38	34.046	12.13
13/06/21	12:11:39	34.487	12.13
13/06/21	12:11:40	34.25	12.19
13/06/21	12:11:41	34.199	12.19
13/06/21	12:11:42	34.046	12.19

13/06/21	12:11:43	34.063	12.19
13/06/21	12:11:44	34.063	12.25
13/06/21	12:11:45	34.046	12.25
13/06/21	12:11:46	34.046	12.25
13/06/21	12:11:47	34.046	12.31
13/06/21	12:11:48	34.046	12.31
13/06/21	12:11:49	34.046	12.31
13/06/21	12:11:50	34.046	12.38
13/06/21	12:11:51	34.046	12.38
13/06/21	12:11:52	34.046	12.44
13/06/21	12:11:53	34.046	12.44
13/06/21	12:11:54	34.046	12.5
13/06/21	12:11:55	34.046	12.5
13/06/21	12:11:56	34.046	12.56
13/06/21	12:11:57	34.046	12.63
13/06/21	12:11:58	34.046	12.63
13/06/21	12:11:59	34.029	12.69
13/06/21	12:12:00	34.046	12.75
13/06/21	12:12:01	34.046	12.75
13/06/21	12:12:02	34.046	12.81
13/06/21	12:12:03	34.046	12.88
13/06/21	12:12:04	34.029	12.94
13/06/21	12:12:05	34.029	13
13/06/21	12:12:06	34.046	13
13/06/21	12:12:07	34.046	13.06
13/06/21	12:12:08	34.046	13.13
13/06/21	12:12:09	34.046	13.19
13/06/21	12:12:10	34.046	13.25
13/06/21	12:12:11	34.046	13.31
13/06/21	12:12:12	34.046	13.38
13/06/21	12:12:13	34.046	13.38
13/06/21	12:12:14	34.046	13.44
13/06/21	12:12:15	34.046	13.5
13/06/21	12:12:16	34.046	13.56
13/06/21	12:12:17	34.046	13.63
13/06/21	12:12:18	34.046	13.69
13/06/21	12:12:19	34.046	13.75
13/06/21	12:12:20	34.046	13.75
13/06/21	12:12:21	34.046	13.81
13/06/21	12:12:22	34.046	13.88
13/06/21	12:12:23	34.046	13.94
13/06/21	12:12:24	34.046	14
13/06/21	12:12:25	34.046	14
13/06/21	12:12:26	34.046	14.06
13/06/21	12:12:27	34.046	14.13
13/06/21	12:12:28	34.046	14.19
13/06/21	12:12:29	34.046	14.25
13/06/21	12:12:30	34.046	14.25
13/06/21	12:12:31	34.046	14.31
13/06/21	12:12:32	34.046	14.38
13/06/21	12:12:33	34.046	14.44
13/06/21	12:12:34	34.046	14.44
13/06/21	12:12:35	34.046	14.5
13/06/21	12:12:36	34.046	14.56
13/06/21	12:12:37	34.046	14.63
13/06/21	12:12:38	34.046	14.63
13/06/21	12:12:39	34.046	14.69
13/06/21	12:12:40	34.046	14.75
13/06/21	12:12:41	34.046	14.75
13/06/21	12:12:42	34.046	14.81
13/06/21	12:12:43	34.046	14.88
13/06/21	12:12:44	34.046	14.88
13/06/21	12:12:45	34.046	14.94

MemoryAddress: 8056
Unit Of Measure: FT
Calibration Factor #1: 2863
Calibration Factor #2: 3040
Logger ID: #B04614
Job Number: 20928
Well Number: 00BW3
Depth Below Datum : 0011.15
Sampling Interval: 1 sec.
Start Date: 13/06/21 08:51:50

Date	Time	Uncomp.HT.WTR.	Temp.°C
13/06/21	8:51:50	33.559	19.63
13/06/21	8:51:51	33.559	19.63
13/06/21	8:51:52	33.559	19.63
13/06/21	8:51:53	33.559	19.63
13/06/21	8:51:54	33.559	19.63
13/06/21	8:51:55	33.559	19.63
13/06/21	8:51:56	33.559	19.63
13/06/21	8:51:57	33.559	19.69
13/06/21	8:51:58	33.559	19.63
13/06/21	8:51:59	33.559	19.69
13/06/21	8:52:00	33.576	19.69
13/06/21	8:52:01	33.576	19.69
13/06/21	8:52:02	33.559	19.69
13/06/21	8:52:03	33.576	19.69
13/06/21	8:52:04	33.576	19.69
13/06/21	8:52:05	33.576	19.69
13/06/21	8:52:06	33.559	19.69
13/06/21	8:52:07	33.559	19.69
13/06/21	8:52:08	33.559	19.69
13/06/21	8:52:09	33.559	19.69
13/06/21	8:52:10	33.576	19.69
13/06/21	8:52:11	33.576	19.69
13/06/21	8:52:12	33.576	19.69
13/06/21	8:52:13	33.576	19.69
13/06/21	8:52:14	33.576	19.69
13/06/21	8:52:15	33.576	19.69
13/06/21	8:52:16	33.576	19.69
13/06/21	8:52:17	33.559	19.69
13/06/21	8:52:18	33.559	19.69
13/06/21	8:52:19	33.559	19.69
13/06/21	8:52:20	33.559	19.75
13/06/21	8:52:21	33.559	19.75
13/06/21	8:52:22	33.576	19.69
13/06/21	8:52:23	33.559	19.75
13/06/21	8:52:24	33.559	19.75
13/06/21	8:52:25	33.576	19.75
13/06/21	8:52:26	33.576	19.75
13/06/21	8:52:27	33.576	19.75
13/06/21	8:52:28	33.576	19.75
13/06/21	8:52:29	33.576	19.75
13/06/21	8:52:30	33.576	19.75
13/06/21	8:52:31	33.576	19.75
13/06/21	8:52:32	33.576	19.75
13/06/21	8:52:33	33.559	19.75
13/06/21	8:52:34	33.559	19.75

13/06/21	8:52:35	33.559	19.75
13/06/21	8:52:36	33.559	19.75
13/06/21	8:52:37	33.559	19.75
13/06/21	8:52:38	33.542	19.75
13/06/21	8:52:39	33.559	19.75
13/06/21	8:52:40	33.559	19.75
13/06/21	8:52:41	33.559	19.81
13/06/21	8:52:42	33.559	19.81
13/06/21	8:52:43	33.559	19.81
13/06/21	8:52:44	33.559	19.81
13/06/21	8:52:45	33.559	19.81
13/06/21	8:52:46	33.559	19.81
13/06/21	8:52:47	33.559	19.81
13/06/21	8:52:48	33.559	19.81
13/06/21	8:52:49	33.559	19.81
13/06/21	8:52:50	33.559	19.81
13/06/21	8:52:51	33.559	19.81
13/06/21	8:52:52	33.559	19.81
13/06/21	8:52:53	33.559	19.81
13/06/21	8:52:54	33.559	19.81
13/06/21	8:52:55	33.559	19.81
13/06/21	8:52:56	33.559	19.88
13/06/21	8:52:57	33.559	19.88
13/06/21	8:52:58	33.559	19.88
13/06/21	8:52:59	33.559	19.88
13/06/21	8:53:00	33.559	19.88
13/06/21	8:53:01	33.559	19.88
13/06/21	8:53:02	33.559	19.88
13/06/21	8:53:03	33.559	19.88
13/06/21	8:53:04	33.559	19.88
13/06/21	8:53:05	33.559	19.88
13/06/21	8:53:06	33.559	19.88
13/06/21	8:53:07	33.559	19.88
13/06/21	8:53:08	33.559	19.88
13/06/21	8:53:09	33.559	19.88
13/06/21	8:53:10	33.559	19.94
13/06/21	8:53:11	33.559	19.94
13/06/21	8:53:12	33.559	19.94
13/06/21	8:53:13	33.559	19.94
13/06/21	8:53:14	33.559	19.94
13/06/21	8:53:15	33.559	19.94
13/06/21	8:53:16	33.559	19.94
13/06/21	8:53:17	33.559	19.94
13/06/21	8:53:18	33.559	19.94
13/06/21	8:53:19	33.559	19.94
13/06/21	8:53:20	33.559	19.94
13/06/21	8:53:21	33.559	19.94
13/06/21	8:53:22	33.559	20
13/06/21	8:53:23	33.525	20
13/06/21	8:53:24	33.542	20
13/06/21	8:53:25	33.559	20
13/06/21	8:53:26	33.559	20
13/06/21	8:53:27	33.542	20
13/06/21	8:53:28	33.542	20
13/06/21	8:53:29	33.559	20
13/06/21	8:53:30	33.542	20

13/06/21	8:53:31	33.559	20
13/06/21	8:53:32	33.542	20
13/06/21	8:53:33	33.559	20
13/06/21	8:53:34	33.559	20.06
13/06/21	8:53:35	33.559	20.06
13/06/21	8:53:36	33.559	20.06
13/06/21	8:53:37	33.559	20.06
13/06/21	8:53:38	33.559	20.06
13/06/21	8:53:39	33.78	20.06
13/06/21	8:53:40	34.136	20.06
13/06/21	8:53:41	35.339	20.06
13/06/21	8:53:42	38.983	20.06
13/06/21	8:53:43	40.644	20.06
13/06/21	8:53:44	42.068	20.06
13/06/21	8:53:45	43.068	20.06
13/06/21	8:53:46	44.237	20.06
13/06/21	8:53:47	44.339	20.06
13/06/21	8:53:48	44.339	20.06
13/06/21	8:53:49	44.339	20.06
13/06/21	8:53:50	44.525	20.06
13/06/21	8:53:51	44.356	20.06
13/06/21	8:53:52	44.424	20
13/06/21	8:53:53	44.373	20
13/06/21	8:53:54	44.39	20
13/06/21	8:53:55	44.407	19.94
13/06/21	8:53:56	44.407	19.94
13/06/21	8:53:57	44.39	19.88
13/06/21	8:53:58	44.39	19.88
13/06/21	8:53:59	44.39	19.88
13/06/21	8:54:00	44.39	19.81
13/06/21	8:54:01	44.305	19.75
13/06/21	8:54:02	44.339	19.75
13/06/21	8:54:03	44.407	19.75
13/06/21	8:54:04	44.407	19.69
13/06/21	8:54:05	44.39	19.63
13/06/21	8:54:06	44.407	19.63
13/06/21	8:54:07	44.407	19.56
13/06/21	8:54:08	44.407	19.56
13/06/21	8:54:09	44.407	19.5
13/06/21	8:54:10	44.407	19.5
13/06/21	8:54:11	44.407	19.44
13/06/21	8:54:12	44.407	19.44
13/06/21	8:54:13	44.407	19.38
13/06/21	8:54:14	44.407	19.31
13/06/21	8:54:15	44.407	19.31
13/06/21	8:54:16	44.39	19.25
13/06/21	8:54:17	44.39	19.25
13/06/21	8:54:18	44.39	19.19
13/06/21	8:54:19	44.39	19.19
13/06/21	8:54:20	44.39	19.13
13/06/21	8:54:21	44.39	19.13
13/06/21	8:54:22	44.39	19.06
13/06/21	8:54:23	44.39	19
13/06/21	8:54:24	44.39	19
13/06/21	8:54:25	44.39	18.94
13/06/21	8:54:26	44.39	18.94

13/06/21	8:54:27	44.39	18.88
13/06/21	8:54:28	44.39	18.88
13/06/21	8:54:29	44.39	18.81
13/06/21	8:54:30	44.39	18.81
13/06/21	8:54:31	44.39	18.75
13/06/21	8:54:32	44.39	18.75
13/06/21	8:54:33	44.39	18.69
13/06/21	8:54:34	44.39	18.63
13/06/21	8:54:35	44.39	18.63
13/06/21	8:54:36	44.39	18.56
13/06/21	8:54:37	44.373	18.56
13/06/21	8:54:38	44.373	18.5
13/06/21	8:54:39	44.373	18.5
13/06/21	8:54:40	44.373	18.44
13/06/21	8:54:41	44.373	18.44
13/06/21	8:54:42	44.373	18.38
13/06/21	8:54:43	44.373	18.38
13/06/21	8:54:44	44.373	18.31
13/06/21	8:54:45	44.373	18.31
13/06/21	8:54:46	44.373	18.25
13/06/21	8:54:47	44.373	18.25
13/06/21	8:54:48	44.373	18.19
13/06/21	8:54:49	44.373	18.19
13/06/21	8:54:50	44.373	18.13
13/06/21	8:54:51	44.373	18.13
13/06/21	8:54:52	44.373	18.06
13/06/21	8:54:53	44.373	18.06
13/06/21	8:54:54	44.373	18
13/06/21	8:54:55	44.373	18
13/06/21	8:54:56	44.373	17.94
13/06/21	8:54:57	44.373	17.94
13/06/21	8:54:58	44.373	17.88
13/06/21	8:54:59	44.373	17.88
13/06/21	8:55:00	44.373	17.88
13/06/21	8:55:01	44.373	17.81
13/06/21	8:55:02	44.373	17.81
13/06/21	8:55:03	44.373	17.75
13/06/21	8:55:04	44.373	17.75
13/06/21	8:55:05	44.373	17.69
13/06/21	8:55:06	44.373	17.69
13/06/21	8:55:07	44.373	17.69
13/06/21	8:55:08	44.373	17.63
13/06/21	8:55:09	44.373	17.63
13/06/21	8:55:10	44.373	17.56
13/06/21	8:55:11	44.373	17.56
13/06/21	8:55:12	44.356	17.5
13/06/21	8:55:13	44.356	17.5
13/06/21	8:55:14	44.356	17.5
13/06/21	8:55:15	44.356	17.44
13/06/21	8:55:16	44.356	17.44
13/06/21	8:55:17	44.356	17.38
13/06/21	8:55:18	44.356	17.38
13/06/21	8:55:19	44.356	17.38
13/06/21	8:55:20	44.356	17.31
13/06/21	8:55:21	44.356	17.31
13/06/21	8:55:22	44.356	17.25

13/06/21	8:55:23	44.356	17.25
13/06/21	8:55:24	44.356	17.25
13/06/21	8:55:25	44.356	17.19
13/06/21	8:55:26	44.356	17.19
13/06/21	8:55:27	44.356	17.19
13/06/21	8:55:28	44.356	17.13
13/06/21	8:55:29	44.356	17.13
13/06/21	8:55:30	44.356	17.13
13/06/21	8:55:31	44.356	17.06
13/06/21	8:55:32	44.356	17.06
13/06/21	8:55:33	44.356	17
13/06/21	8:55:34	44.356	17
13/06/21	8:55:35	44.356	17
13/06/21	8:55:36	44.356	16.94
13/06/21	8:55:37	44.356	16.94
13/06/21	8:55:38	44.356	16.94
13/06/21	8:55:39	44.356	16.88
13/06/21	8:55:40	44.356	16.88
13/06/21	8:55:41	44.339	16.88
13/06/21	8:55:42	44.356	16.81
13/06/21	8:55:43	44.356	16.81
13/06/21	8:55:44	44.356	16.81
13/06/21	8:55:45	44.339	16.75
13/06/21	8:55:46	44.356	16.75
13/06/21	8:55:47	44.339	16.75
13/06/21	8:55:48	44.339	16.69
13/06/21	8:55:49	44.356	16.69
13/06/21	8:55:50	44.356	16.69
13/06/21	8:55:51	44.356	16.63
13/06/21	8:55:52	44.339	16.63
13/06/21	8:55:53	44.356	16.63
13/06/21	8:55:54	44.339	16.56
13/06/21	8:55:55	44.339	16.56
13/06/21	8:55:56	44.339	16.56
13/06/21	8:55:57	44.339	16.5
13/06/21	8:55:58	44.339	16.5
13/06/21	8:55:59	44.339	16.5
13/06/21	8:56:00	44.339	16.5
13/06/21	8:56:01	44.339	16.44
13/06/21	8:56:02	44.339	16.44
13/06/21	8:56:03	44.339	16.44
13/06/21	8:56:04	44.339	16.38
13/06/21	8:56:05	44.339	16.38
13/06/21	8:56:06	44.339	16.38
13/06/21	8:56:07	44.339	16.38
13/06/21	8:56:08	44.339	16.31
13/06/21	8:56:09	44.339	16.31
13/06/21	8:56:10	44.339	16.31
13/06/21	8:56:11	44.339	16.31
13/06/21	8:56:12	44.339	16.25
13/06/21	8:56:13	44.339	16.25
13/06/21	8:56:14	44.339	16.25
13/06/21	8:56:15	44.339	16.19
13/06/21	8:56:16	44.339	16.19
13/06/21	8:56:17	44.339	16.19
13/06/21	8:56:18	44.339	16.19

13/06/21	8:56:19	44.339	16.13
13/06/21	8:56:20	44.339	16.13
13/06/21	8:56:21	44.339	16.13
13/06/21	8:56:22	44.339	16.13
13/06/21	8:56:23	44.339	16.06
13/06/21	8:56:24	44.339	16.06
13/06/21	8:56:25	44.339	16.06
13/06/21	8:56:26	44.339	16.06
13/06/21	8:56:27	44.339	16
13/06/21	8:56:28	44.339	16
13/06/21	8:56:29	44.339	16
13/06/21	8:56:30	44.339	16
13/06/21	8:56:31	44.339	15.94
13/06/21	8:56:32	44.339	15.94
13/06/21	8:56:33	44.339	15.94
13/06/21	8:56:34	44.339	15.94
13/06/21	8:56:35	44.339	15.88
13/06/21	8:56:36	44.339	15.88
13/06/21	8:56:37	44.339	15.88
13/06/21	8:56:38	44.339	15.88
13/06/21	8:56:39	44.339	15.81
13/06/21	8:56:40	44.339	15.81
13/06/21	8:56:41	44.339	15.81
13/06/21	8:56:42	44.339	15.81
13/06/21	8:56:43	44.339	15.81
13/06/21	8:56:44	44.339	15.75
13/06/21	8:56:45	44.322	15.75
13/06/21	8:56:46	44.339	15.75
13/06/21	8:56:47	44.339	15.75
13/06/21	8:56:48	44.339	15.69
13/06/21	8:56:49	44.339	15.69
13/06/21	8:56:50	44.339	15.69
13/06/21	8:56:51	44.339	15.69
13/06/21	8:56:52	44.339	15.69
13/06/21	8:56:53	44.339	15.63
13/06/21	8:56:54	44.322	15.63
13/06/21	8:56:55	44.322	15.63
13/06/21	8:56:56	44.339	15.63
13/06/21	8:56:57	44.322	15.63
13/06/21	8:56:58	44.339	15.56
13/06/21	8:56:59	44.339	15.56
13/06/21	8:57:00	44.322	15.56
13/06/21	8:57:01	44.339	15.56
13/06/21	8:57:02	44.339	15.5
13/06/21	8:57:03	44.339	15.5
13/06/21	8:57:04	44.322	15.5
13/06/21	8:57:05	44.322	15.5
13/06/21	8:57:06	44.339	15.5
13/06/21	8:57:07	44.322	15.44
13/06/21	8:57:08	44.322	15.44
13/06/21	8:57:09	44.322	15.44
13/06/21	8:57:10	44.322	15.44
13/06/21	8:57:11	44.322	15.44
13/06/21	8:57:12	44.322	15.44
13/06/21	8:57:13	44.322	15.38
13/06/21	8:57:14	44.322	15.38

13/06/21	8:57:15	44.322	15.38
13/06/21	8:57:16	44.322	15.38
13/06/21	8:57:17	44.322	15.38
13/06/21	8:57:18	44.322	15.31
13/06/21	8:57:19	44.322	15.31
13/06/21	8:57:20	44.322	15.31
13/06/21	8:57:21	44.322	15.31
13/06/21	8:57:22	44.322	15.31
13/06/21	8:57:23	44.322	15.31
13/06/21	8:57:24	44.322	15.25
13/06/21	8:57:25	44.322	15.25
13/06/21	8:57:26	44.322	15.25
13/06/21	8:57:27	44.322	15.25
13/06/21	8:57:28	44.322	15.25
13/06/21	8:57:29	44.322	15.19
13/06/21	8:57:30	44.322	15.19
13/06/21	8:57:31	44.322	15.19
13/06/21	8:57:32	44.322	15.19
13/06/21	8:57:33	44.322	15.19
13/06/21	8:57:34	44.322	15.19
13/06/21	8:57:35	44.322	15.19
13/06/21	8:57:36	44.322	15.13
13/06/21	8:57:37	44.322	15.13
13/06/21	8:57:38	44.322	15.13
13/06/21	8:57:39	44.322	15.13
13/06/21	8:57:40	44.322	15.13
13/06/21	8:57:41	44.322	15.06
13/06/21	8:57:42	44.322	15.06
13/06/21	8:57:43	44.322	15.06
13/06/21	8:57:44	44.322	15.06
13/06/21	8:57:45	44.322	15.06
13/06/21	8:57:46	44.305	15.06
13/06/21	8:57:47	44.322	15.06
13/06/21	8:57:48	44.322	15
13/06/21	8:57:49	44.322	15
13/06/21	8:57:50	44.305	15
13/06/21	8:57:51	44.322	15
13/06/21	8:57:52	44.322	15
13/06/21	8:57:53	44.305	15
13/06/21	8:57:54	44.305	14.94
13/06/21	8:57:55	44.322	14.94
13/06/21	8:57:56	44.322	14.94
13/06/21	8:57:57	44.322	14.94
13/06/21	8:57:58	44.322	14.94
13/06/21	8:57:59	44.322	14.94
13/06/21	8:58:00	44.305	14.94
13/06/21	8:58:01	44.305	14.94
13/06/21	8:58:02	44.322	14.88
13/06/21	8:58:03	44.305	14.88
13/06/21	8:58:04	44.305	14.88
13/06/21	8:58:05	44.322	14.88
13/06/21	8:58:06	44.322	14.88
13/06/21	8:58:07	44.322	14.88
13/06/21	8:58:08	44.305	14.88
13/06/21	8:58:09	44.305	14.81
13/06/21	8:58:10	44.305	14.81

13/06/21	8:58:11	44.305	14.81
13/06/21	8:58:12	44.305	14.81
13/06/21	8:58:13	44.305	14.81
13/06/21	8:58:14	44.305	14.81
13/06/21	8:58:15	44.322	14.81
13/06/21	8:58:16	44.305	14.75
13/06/21	8:58:17	44.305	14.75
13/06/21	8:58:18	44.305	14.75
13/06/21	8:58:19	44.305	14.75
13/06/21	8:58:20	44.305	14.75
13/06/21	8:58:21	44.305	14.75
13/06/21	8:58:22	44.305	14.75
13/06/21	8:58:23	44.305	14.75
13/06/21	8:58:24	44.305	14.69
13/06/21	8:58:25	44.305	14.69
13/06/21	8:58:26	44.305	14.69
13/06/21	8:58:27	44.305	14.69
13/06/21	8:58:28	44.305	14.69
13/06/21	8:58:29	44.305	14.69
13/06/21	8:58:30	44.305	14.69
13/06/21	8:58:31	44.305	14.69
13/06/21	8:58:32	44.305	14.69
13/06/21	8:58:33	44.305	14.63
13/06/21	8:58:34	44.305	14.63
13/06/21	8:58:35	44.305	14.63
13/06/21	8:58:36	44.305	14.63
13/06/21	8:58:37	44.305	14.63
13/06/21	8:58:38	44.305	14.63
13/06/21	8:58:39	44.305	14.63
13/06/21	8:58:40	44.305	14.63
13/06/21	8:58:41	44.305	14.56
13/06/21	8:58:42	44.305	14.56
13/06/21	8:58:43	44.305	14.56
13/06/21	8:58:44	44.305	14.56
13/06/21	8:58:45	44.305	14.56
13/06/21	8:58:46	44.305	14.56
13/06/21	8:58:47	44.305	14.56
13/06/21	8:58:48	44.305	14.56
13/06/21	8:58:49	44.305	14.56
13/06/21	8:58:50	44.305	14.56
13/06/21	8:58:51	44.305	14.5
13/06/21	8:58:52	44.305	14.5
13/06/21	8:58:53	44.305	14.5
13/06/21	8:58:54	44.305	14.5
13/06/21	8:58:55	44.305	14.5
13/06/21	8:58:56	44.305	14.5
13/06/21	8:58:57	44.305	14.5
13/06/21	8:58:58	44.305	14.5
13/06/21	8:58:59	44.305	14.44
13/06/21	8:59:00	44.305	14.44
13/06/21	8:59:01	44.305	14.44
13/06/21	8:59:02	44.305	14.44
13/06/21	8:59:03	44.305	14.44
13/06/21	8:59:04	44.305	14.44
13/06/21	8:59:05	44.305	14.44
13/06/21	8:59:06	44.305	14.44

13/06/21	8:59:07	44.305	14.44
13/06/21	8:59:08	44.305	14.44
13/06/21	8:59:09	44.305	14.38
13/06/21	8:59:10	44.305	14.44
13/06/21	8:59:11	44.305	14.38
13/06/21	8:59:12	44.305	14.38
13/06/21	8:59:13	44.305	14.38
13/06/21	8:59:14	44.305	14.38
13/06/21	8:59:15	44.305	14.38
13/06/21	8:59:16	44.305	14.38
13/06/21	8:59:17	44.305	14.38
13/06/21	8:59:18	44.305	14.38
13/06/21	8:59:19	44.305	14.38
13/06/21	8:59:20	44.305	14.38
13/06/21	8:59:21	44.305	14.31
13/06/21	8:59:22	44.305	14.31
13/06/21	8:59:23	44.305	14.31
13/06/21	8:59:24	44.305	14.31
13/06/21	8:59:25	44.305	14.31
13/06/21	8:59:26	44.305	14.31
13/06/21	8:59:27	44.305	14.31
13/06/21	8:59:28	44.305	14.31
13/06/21	8:59:29	44.305	14.31
13/06/21	8:59:30	44.305	14.31
13/06/21	8:59:31	44.305	14.31
13/06/21	8:59:32	44.305	14.31
13/06/21	8:59:33	44.305	14.25
13/06/21	8:59:34	44.305	14.25
13/06/21	8:59:35	44.305	14.25
13/06/21	8:59:36	44.305	14.25
13/06/21	8:59:37	44.305	14.25
13/06/21	8:59:38	44.305	14.25
13/06/21	8:59:39	44.305	14.25
13/06/21	8:59:40	44.305	14.25
13/06/21	8:59:41	44.305	14.25
13/06/21	8:59:42	44.305	14.25
13/06/21	8:59:43	44.305	14.25
13/06/21	8:59:44	44.305	14.19
13/06/21	8:59:45	44.305	14.19
13/06/21	8:59:46	44.305	14.19
13/06/21	8:59:47	44.305	14.19
13/06/21	8:59:48	44.305	14.19
13/06/21	8:59:49	44.305	14.19
13/06/21	8:59:50	44.305	14.19
13/06/21	8:59:51	44.305	14.19
13/06/21	8:59:52	44.305	14.19
13/06/21	8:59:53	44.288	14.19
13/06/21	8:59:54	44.305	14.19
13/06/21	8:59:55	44.305	14.19
13/06/21	8:59:56	44.305	14.19
13/06/21	8:59:57	44.305	14.19
13/06/21	8:59:58	44.305	14.13
13/06/21	8:59:59	44.305	14.13
13/06/21	9:00:00	44.305	14.13
13/06/21	9:00:01	44.305	14.13
13/06/21	9:00:02	44.305	14.13

13/06/21	9:00:03	44.305	14.13
13/06/21	9:00:04	44.305	14.13
13/06/21	9:00:05	44.305	14.13
13/06/21	9:00:06	44.305	14.13
13/06/21	9:00:07	44.305	14.13
13/06/21	9:00:08	44.305	14.13
13/06/21	9:00:09	44.305	14.13
13/06/21	9:00:10	44.305	14.13
13/06/21	9:00:11	44.305	14.13
13/06/21	9:00:12	44.305	14.13
13/06/21	9:00:13	44.305	14.13
13/06/21	9:00:14	44.305	14.06
13/06/21	9:00:15	44.305	14.06
13/06/21	9:00:16	44.305	14.06
13/06/21	9:00:17	44.305	14.06
13/06/21	9:00:18	44.305	14.06
13/06/21	9:00:19	44.305	14.06
13/06/21	9:00:20	44.305	14.06
13/06/21	9:00:21	44.305	14.06
13/06/21	9:00:22	44.305	14.06
13/06/21	9:00:23	44.305	14.06
13/06/21	9:00:24	44.305	14.06
13/06/21	9:00:25	44.305	14.06
13/06/21	9:00:26	44.305	14.06
13/06/21	9:00:27	44.305	14.06
13/06/21	9:00:28	44.305	14.06
13/06/21	9:00:29	44.305	14.06
13/06/21	9:00:30	44.305	14
13/06/21	9:00:31	44.305	14
13/06/21	9:00:32	44.305	14
13/06/21	9:00:33	44.305	14
13/06/21	9:00:34	44.305	14
13/06/21	9:00:35	44.305	14
13/06/21	9:00:36	44.305	14
13/06/21	9:00:37	44.305	14
13/06/21	9:00:38	44.305	14
13/06/21	9:00:39	44.305	14
13/06/21	9:00:40	44.305	14
13/06/21	9:00:41	44.305	14
13/06/21	9:00:42	44.305	14
13/06/21	9:00:43	44.305	14
13/06/21	9:00:44	44.305	14
13/06/21	9:00:45	44.305	14
13/06/21	9:00:46	44.305	14
13/06/21	9:00:47	44.305	13.94
13/06/21	9:00:48	44.305	13.94
13/06/21	9:00:49	44.305	13.94
13/06/21	9:00:50	44.305	13.94
13/06/21	9:00:51	44.305	13.94
13/06/21	9:00:52	44.305	13.94
13/06/21	9:00:53	44.305	13.94
13/06/21	9:00:54	44.305	13.94
13/06/21	9:00:55	45.729	13.94
13/06/21	9:00:56	45.576	13.94
13/06/21	9:00:57	45.186	13.94
13/06/21	9:00:58	45.119	13.94

13/06/21	9:00:59	45.102	13.94
13/06/21	9:01:00	45.136	13.94
13/06/21	9:01:01	45.051	13.94
13/06/21	9:01:02	45.068	13.94
13/06/21	9:01:03	45.017	13.94
13/06/21	9:01:04	45.017	13.94
13/06/21	9:01:05	45	13.94
13/06/21	9:01:06	44.983	13.94
13/06/21	9:01:07	44.966	13.94
13/06/21	9:01:08	44.949	13.88
13/06/21	9:01:09	44.932	13.88
13/06/21	9:01:10	44.915	13.88
13/06/21	9:01:11	44.915	13.88
13/06/21	9:01:12	44.898	13.88
13/06/21	9:01:13	44.881	13.88
13/06/21	9:01:14	44.881	13.88
13/06/21	9:01:15	44.864	13.88
13/06/21	9:01:16	44.847	13.88
13/06/21	9:01:17	44.847	13.88
13/06/21	9:01:18	44.831	13.88
13/06/21	9:01:19	44.814	13.88
13/06/21	9:01:20	44.814	13.88
13/06/21	9:01:21	44.797	13.88
13/06/21	9:01:22	44.797	13.88
13/06/21	9:01:23	44.78	13.88
13/06/21	9:01:24	44.78	13.88
13/06/21	9:01:25	44.763	13.88
13/06/21	9:01:26	44.763	13.88
13/06/21	9:01:27	44.746	13.81
13/06/21	9:01:28	44.746	13.88
13/06/21	9:01:29	44.746	13.88
13/06/21	9:01:30	44.729	13.81
13/06/21	9:01:31	44.729	13.81
13/06/21	9:01:32	44.712	13.81
13/06/21	9:01:33	44.712	13.81
13/06/21	9:01:34	44.712	13.81
13/06/21	9:01:35	44.695	13.81
13/06/21	9:01:36	44.695	13.81
13/06/21	9:01:37	44.678	13.81
13/06/21	9:01:38	44.678	13.81
13/06/21	9:01:39	44.678	13.81
13/06/21	9:01:40	44.678	13.81
13/06/21	9:01:41	44.661	13.81
13/06/21	9:01:42	44.661	13.81
13/06/21	9:01:43	44.661	13.81
13/06/21	9:01:44	44.644	13.81
13/06/21	9:01:45	44.644	13.81
13/06/21	9:01:46	44.644	13.81
13/06/21	9:01:47	44.644	13.81
13/06/21	9:01:48	44.627	13.81
13/06/21	9:01:49	44.627	13.81
13/06/21	9:01:50	44.627	13.81
13/06/21	9:01:51	44.61	13.75
13/06/21	9:01:52	44.61	13.81
13/06/21	9:01:53	44.61	13.75
13/06/21	9:01:54	44.61	13.75

13/06/21	9:01:55	44.61	13.75
13/06/21	9:01:56	44.593	13.75
13/06/21	9:01:57	44.593	13.75
13/06/21	9:01:58	44.593	13.75
13/06/21	9:01:59	44.593	13.75
13/06/21	9:02:00	44.576	13.75
13/06/21	9:02:01	44.576	13.75
13/06/21	9:02:02	44.576	13.75
13/06/21	9:02:03	44.576	13.75
13/06/21	9:02:04	44.576	13.75
13/06/21	9:02:05	44.576	13.75
13/06/21	9:02:06	44.559	13.75
13/06/21	9:02:07	44.559	13.75
13/06/21	9:02:08	44.559	13.75
13/06/21	9:02:09	44.559	13.75
13/06/21	9:02:10	44.542	13.75
13/06/21	9:02:11	44.559	13.75
13/06/21	9:02:12	44.542	13.75
13/06/21	9:02:13	44.542	13.75
13/06/21	9:02:14	44.542	13.75
13/06/21	9:02:15	44.542	13.75
13/06/21	9:02:16	44.542	13.75
13/06/21	9:02:17	44.525	13.69
13/06/21	9:02:18	44.525	13.69
13/06/21	9:02:19	44.525	13.69
13/06/21	9:02:20	44.525	13.69
13/06/21	9:02:21	44.525	13.69
13/06/21	9:02:22	44.525	13.69
13/06/21	9:02:23	44.525	13.69
13/06/21	9:02:24	44.508	13.69
13/06/21	9:02:25	44.508	13.69
13/06/21	9:02:26	44.508	13.69
13/06/21	9:02:27	44.508	13.69
13/06/21	9:02:28	44.508	13.69
13/06/21	9:02:29	44.508	13.69
13/06/21	9:02:30	44.508	13.69
13/06/21	9:02:31	44.508	13.69
13/06/21	9:02:32	44.508	13.69
13/06/21	9:02:33	44.492	13.69
13/06/21	9:02:34	44.508	13.69
13/06/21	9:02:35	44.492	13.69
13/06/21	9:02:36	44.492	13.69
13/06/21	9:02:37	44.492	13.69
13/06/21	9:02:38	44.492	13.69
13/06/21	9:02:39	44.492	13.69
13/06/21	9:02:40	44.492	13.69
13/06/21	9:02:41	44.492	13.69
13/06/21	9:02:42	44.492	13.69
13/06/21	9:02:43	44.492	13.69
13/06/21	9:02:44	44.475	13.69
13/06/21	9:02:45	44.475	13.69
13/06/21	9:02:46	44.475	13.63
13/06/21	9:02:47	44.475	13.69
13/06/21	9:02:48	44.475	13.63
13/06/21	9:02:49	44.475	13.63
13/06/21	9:02:50	44.475	13.63

13/06/21	9:02:51	44.475	13.63
13/06/21	9:02:52	44.475	13.63
13/06/21	9:02:53	44.475	13.63
13/06/21	9:02:54	44.475	13.63
13/06/21	9:02:55	44.458	13.63
13/06/21	9:02:56	44.458	13.63
13/06/21	9:02:57	44.458	13.63
13/06/21	9:02:58	44.458	13.63
13/06/21	9:02:59	44.458	13.63
13/06/21	9:03:00	44.458	13.63
13/06/21	9:03:01	44.458	13.63
13/06/21	9:03:02	44.458	13.63
13/06/21	9:03:03	44.458	13.63
13/06/21	9:03:04	44.458	13.63
13/06/21	9:03:05	44.458	13.63
13/06/21	9:03:06	44.458	13.63
13/06/21	9:03:07	44.458	13.63
13/06/21	9:03:08	44.441	13.63
13/06/21	9:03:09	44.441	13.63
13/06/21	9:03:10	44.441	13.63
13/06/21	9:03:11	44.458	13.63
13/06/21	9:03:12	44.441	13.63
13/06/21	9:03:13	44.441	13.63
13/06/21	9:03:14	44.441	13.63
13/06/21	9:03:15	44.441	13.63
13/06/21	9:03:16	44.441	13.63
13/06/21	9:03:17	44.441	13.63
13/06/21	9:03:18	44.441	13.63
13/06/21	9:03:19	44.441	13.63
13/06/21	9:03:20	44.441	13.63
13/06/21	9:03:21	44.441	13.63
13/06/21	9:03:22	44.441	13.63
13/06/21	9:03:23	44.441	13.56
13/06/21	9:03:24	44.441	13.63
13/06/21	9:03:25	44.424	13.63
13/06/21	9:03:26	44.441	13.63
13/06/21	9:03:27	44.441	13.56
13/06/21	9:03:28	44.424	13.56
13/06/21	9:03:29	44.424	13.56
13/06/21	9:03:30	44.424	13.56
13/06/21	9:03:31	44.424	13.56
13/06/21	9:03:32	44.424	13.56
13/06/21	9:03:33	44.424	13.56
13/06/21	9:03:34	44.424	13.56
13/06/21	9:03:35	44.424	13.56
13/06/21	9:03:36	44.424	13.56
13/06/21	9:03:37	44.424	13.56
13/06/21	9:03:38	44.424	13.56
13/06/21	9:03:39	44.424	13.56
13/06/21	9:03:40	44.424	13.56
13/06/21	9:03:41	44.424	13.56
13/06/21	9:03:42	44.424	13.56
13/06/21	9:03:43	44.407	13.56
13/06/21	9:03:44	44.424	13.56
13/06/21	9:03:45	44.407	13.56
13/06/21	9:03:46	44.407	13.56

13/06/21	9:03:47	44.407	13.56
13/06/21	9:03:48	44.407	13.56
13/06/21	9:03:49	44.407	13.56
13/06/21	9:03:50	44.407	13.56
13/06/21	9:03:51	44.407	13.56
13/06/21	9:03:52	44.407	13.56
13/06/21	9:03:53	44.407	13.56
13/06/21	9:03:54	44.407	13.56
13/06/21	9:03:55	44.407	13.56
13/06/21	9:03:56	44.407	13.56
13/06/21	9:03:57	44.407	13.56
13/06/21	9:03:58	44.407	13.56
13/06/21	9:03:59	44.407	13.56
13/06/21	9:04:00	44.407	13.56
13/06/21	9:04:01	44.407	13.56
13/06/21	9:04:02	44.407	13.56
13/06/21	9:04:03	44.407	13.56
13/06/21	9:04:04	44.407	13.56
13/06/21	9:04:05	44.407	13.56
13/06/21	9:04:06	44.407	13.56
13/06/21	9:04:07	44.407	13.56
13/06/21	9:04:08	44.407	13.56
13/06/21	9:04:09	44.39	13.56
13/06/21	9:04:10	44.39	13.56
13/06/21	9:04:11	44.39	13.56
13/06/21	9:04:12	44.39	13.56
13/06/21	9:04:13	44.39	13.56
13/06/21	9:04:14	44.39	13.56
13/06/21	9:04:15	44.39	13.56
13/06/21	9:04:16	44.39	13.56
13/06/21	9:04:17	44.39	13.56
13/06/21	9:04:18	44.39	13.56
13/06/21	9:04:19	44.39	13.56
13/06/21	9:04:20	44.39	13.56
13/06/21	9:04:21	44.39	13.5
13/06/21	9:04:22	44.39	13.5
13/06/21	9:04:23	44.39	13.5
13/06/21	9:04:24	44.39	13.56
13/06/21	9:04:25	44.39	13.5
13/06/21	9:04:26	44.39	13.5
13/06/21	9:04:27	44.39	13.5
13/06/21	9:04:28	44.39	13.5
13/06/21	9:04:29	44.39	13.5
13/06/21	9:04:30	44.373	13.5
13/06/21	9:04:31	44.39	13.5
13/06/21	9:04:32	44.373	13.5
13/06/21	9:04:33	44.39	13.5
13/06/21	9:04:34	44.373	13.5
13/06/21	9:04:35	44.39	13.5
13/06/21	9:04:36	44.373	13.5
13/06/21	9:04:37	44.373	13.5
13/06/21	9:04:38	44.373	13.5
13/06/21	9:04:39	44.373	13.5
13/06/21	9:04:40	44.373	13.5
13/06/21	9:04:41	44.373	13.5
13/06/21	9:04:42	44.373	13.5

13/06/21	9:04:43	44.373	13.5
13/06/21	9:04:44	44.373	13.5
13/06/21	9:04:45	44.373	13.5
13/06/21	9:04:46	44.373	13.5
13/06/21	9:04:47	44.373	13.5
13/06/21	9:04:48	44.373	13.5
13/06/21	9:04:49	44.373	13.5
13/06/21	9:04:50	44.373	13.5
13/06/21	9:04:51	44.373	13.5
13/06/21	9:04:52	44.373	13.5
13/06/21	9:04:53	44.373	13.5
13/06/21	9:04:54	44.373	13.5
13/06/21	9:04:55	44.373	13.5
13/06/21	9:04:56	44.373	13.5
13/06/21	9:04:57	44.373	13.5
13/06/21	9:04:58	44.373	13.5
13/06/21	9:04:59	44.373	13.5
13/06/21	9:05:00	44.373	13.5
13/06/21	9:05:01	44.373	13.5
13/06/21	9:05:02	44.373	13.5
13/06/21	9:05:03	44.373	13.5
13/06/21	9:05:04	44.373	13.5
13/06/21	9:05:05	44.356	13.5
13/06/21	9:05:06	44.373	13.5
13/06/21	9:05:07	44.356	13.5
13/06/21	9:05:08	44.373	13.5
13/06/21	9:05:09	44.373	13.5
13/06/21	9:05:10	44.373	13.5
13/06/21	9:05:11	44.373	13.5
13/06/21	9:05:12	44.356	13.5
13/06/21	9:05:13	44.373	13.5
13/06/21	9:05:14	44.356	13.5
13/06/21	9:05:15	44.356	13.5
13/06/21	9:05:16	44.356	13.5
13/06/21	9:05:17	44.356	13.5
13/06/21	9:05:18	44.356	13.5
13/06/21	9:05:19	44.356	13.5
13/06/21	9:05:20	44.356	13.5
13/06/21	9:05:21	44.356	13.5
13/06/21	9:05:22	44.356	13.5
13/06/21	9:05:23	44.356	13.5
13/06/21	9:05:24	44.356	13.5
13/06/21	9:05:25	44.356	13.5
13/06/21	9:05:26	44.356	13.5
13/06/21	9:05:27	44.356	13.5
13/06/21	9:05:28	44.356	13.5
13/06/21	9:05:29	44.356	13.5
13/06/21	9:05:30	44.356	13.5
13/06/21	9:05:31	44.356	13.5
13/06/21	9:05:32	44.356	13.5
13/06/21	9:05:33	44.356	13.5
13/06/21	9:05:34	44.356	13.5
13/06/21	9:05:35	44.356	13.5
13/06/21	9:05:36	44.356	13.5
13/06/21	9:05:37	44.356	13.5
13/06/21	9:05:38	44.356	13.5

13/06/21	9:05:39	44.356	13.5
13/06/21	9:05:40	44.356	13.5
13/06/21	9:05:41	44.356	13.5
13/06/21	9:05:42	44.356	13.5
13/06/21	9:05:43	44.356	13.5
13/06/21	9:05:44	44.356	13.5
13/06/21	9:05:45	44.356	13.5
13/06/21	9:05:46	44.356	13.5
13/06/21	9:05:47	44.356	13.5
13/06/21	9:05:48	44.356	13.5
13/06/21	9:05:49	44.356	13.44
13/06/21	9:05:50	44.356	13.44
13/06/21	9:05:51	44.356	13.44
13/06/21	9:05:52	44.356	13.5
13/06/21	9:05:53	44.356	13.44
13/06/21	9:05:54	44.339	13.44
13/06/21	9:05:55	44.356	13.44
13/06/21	9:05:56	44.356	13.44
13/06/21	9:05:57	44.339	13.5
13/06/21	9:05:58	44.339	13.44
13/06/21	9:05:59	44.356	13.5
13/06/21	9:06:00	44.339	13.44
13/06/21	9:06:01	44.339	13.44
13/06/21	9:06:02	44.339	13.44
13/06/21	9:06:03	44.339	13.44
13/06/21	9:06:04	44.339	13.5
13/06/21	9:06:05	44.339	13.44
13/06/21	9:06:06	44.339	13.44
13/06/21	9:06:07	44.339	13.44
13/06/21	9:06:08	44.339	13.44
13/06/21	9:06:09	44.339	13.44
13/06/21	9:06:10	44.339	13.44
13/06/21	9:06:11	44.339	13.44
13/06/21	9:06:12	44.339	13.44
13/06/21	9:06:13	44.339	13.44
13/06/21	9:06:14	44.339	13.44
13/06/21	9:06:15	44.339	13.44
13/06/21	9:06:16	44.339	13.44
13/06/21	9:06:17	44.339	13.44
13/06/21	9:06:18	44.339	13.44
13/06/21	9:06:19	44.339	13.44
13/06/21	9:06:20	44.339	13.44
13/06/21	9:06:21	44.339	13.44
13/06/21	9:06:22	44.339	13.44
13/06/21	9:06:23	44.339	13.44
13/06/21	9:06:24	44.339	13.44
13/06/21	9:06:25	44.339	13.44
13/06/21	9:06:26	44.339	13.44
13/06/21	9:06:27	44.339	13.44
13/06/21	9:06:28	44.339	13.44
13/06/21	9:06:29	44.339	13.44
13/06/21	9:06:30	44.339	13.44
13/06/21	9:06:31	44.339	13.44
13/06/21	9:06:32	44.339	13.44
13/06/21	9:06:33	44.339	13.44
13/06/21	9:06:34	44.339	13.44

13/06/21	9:06:35	44.339	13.44
13/06/21	9:06:36	44.339	13.44
13/06/21	9:06:37	44.339	13.44
13/06/21	9:06:38	44.339	13.44
13/06/21	9:06:39	44.339	13.44
13/06/21	9:06:40	44.339	13.44
13/06/21	9:06:41	44.339	13.44
13/06/21	9:06:42	44.339	13.44
13/06/21	9:06:43	44.339	13.44
13/06/21	9:06:44	44.339	13.44
13/06/21	9:06:45	44.339	13.44
13/06/21	9:06:46	44.339	13.44
13/06/21	9:06:47	44.339	13.44
13/06/21	9:06:48	44.339	13.44
13/06/21	9:06:49	44.339	13.44
13/06/21	9:06:50	44.339	13.44
13/06/21	9:06:51	44.339	13.44
13/06/21	9:06:52	44.339	13.44
13/06/21	9:06:53	44.339	13.44
13/06/21	9:06:54	44.339	13.44
13/06/21	9:06:55	44.339	13.44
13/06/21	9:06:56	44.339	13.44
13/06/21	9:06:57	44.339	13.44
13/06/21	9:06:58	44.339	13.44
13/06/21	9:06:59	44.339	13.44
13/06/21	9:07:00	44.339	13.44
13/06/21	9:07:01	44.339	13.44
13/06/21	9:07:02	44.339	13.44
13/06/21	9:07:03	44.339	13.44
13/06/21	9:07:04	44.339	13.44
13/06/21	9:07:05	44.339	13.44
13/06/21	9:07:06	44.339	13.44
13/06/21	9:07:07	44.339	13.44
13/06/21	9:07:08	44.339	13.44
13/06/21	9:07:09	44.339	13.44
13/06/21	9:07:10	44.339	13.44
13/06/21	9:07:11	44.339	13.44
13/06/21	9:07:12	44.339	13.44
13/06/21	9:07:13	44.339	13.44
13/06/21	9:07:14	44.339	13.44
13/06/21	9:07:15	44.339	13.44
13/06/21	9:07:16	44.339	13.44
13/06/21	9:07:17	44.339	13.44
13/06/21	9:07:18	44.339	13.44
13/06/21	9:07:19	44.339	13.44
13/06/21	9:07:20	44.339	13.44
13/06/21	9:07:21	44.339	13.44
13/06/21	9:07:22	44.339	13.44
13/06/21	9:07:23	44.339	13.44
13/06/21	9:07:24	44.322	13.44
13/06/21	9:07:25	44.339	13.44
13/06/21	9:07:26	44.339	13.44
13/06/21	9:07:27	44.322	13.44
13/06/21	9:07:28	44.322	13.44
13/06/21	9:07:29	44.322	13.44
13/06/21	9:07:30	44.339	13.44

13/06/21	9:07:31	44.322	13.44
13/06/21	9:07:32	44.322	13.44
13/06/21	9:07:33	44.339	13.44
13/06/21	9:07:34	44.322	13.44
13/06/21	9:07:35	44.322	13.44
13/06/21	9:07:36	44.322	13.44
13/06/21	9:07:37	44.339	13.44
13/06/21	9:07:38	44.322	13.44
13/06/21	9:07:39	44.322	13.44
13/06/21	9:07:40	44.322	13.44
13/06/21	9:07:41	44.322	13.44
13/06/21	9:07:42	44.322	13.44
13/06/21	9:07:43	44.322	13.44
13/06/21	9:07:44	44.322	13.44
13/06/21	9:07:45	44.322	13.44
13/06/21	9:07:46	44.322	13.44
13/06/21	9:07:47	44.322	13.44
13/06/21	9:07:48	44.322	13.44
13/06/21	9:07:49	44.322	13.44
13/06/21	9:07:50	44.322	13.44
13/06/21	9:07:51	44.322	13.44
13/06/21	9:07:52	44.322	13.44
13/06/21	9:07:53	44.322	13.44
13/06/21	9:07:54	44.322	13.44
13/06/21	9:07:55	44.322	13.44
13/06/21	9:07:56	44.322	13.44
13/06/21	9:07:57	44.322	13.44
13/06/21	9:07:58	44.322	13.44
13/06/21	9:07:59	44.322	13.44
13/06/21	9:08:00	44.322	13.44
13/06/21	9:08:01	44.322	13.44
13/06/21	9:08:02	44.322	13.44
13/06/21	9:08:03	44.322	13.44
13/06/21	9:08:04	44.322	13.44
13/06/21	9:08:05	44.322	13.44
13/06/21	9:08:06	44.322	13.44
13/06/21	9:08:07	44.322	13.44
13/06/21	9:08:08	44.322	13.44
13/06/21	9:08:09	44.322	13.44
13/06/21	9:08:10	44.322	13.44
13/06/21	9:08:11	44.322	13.44
13/06/21	9:08:12	44.322	13.44
13/06/21	9:08:13	44.322	13.44
13/06/21	9:08:14	44.322	13.44
13/06/21	9:08:15	44.322	13.44
13/06/21	9:08:16	44.322	13.44
13/06/21	9:08:17	44.322	13.44
13/06/21	9:08:18	44.322	13.44
13/06/21	9:08:19	44.322	13.44
13/06/21	9:08:20	44.322	13.44
13/06/21	9:08:21	44.322	13.44
13/06/21	9:08:22	44.322	13.44
13/06/21	9:08:23	44.322	13.44
13/06/21	9:08:24	44.322	13.44
13/06/21	9:08:25	44.322	13.44
13/06/21	9:08:26	44.322	13.44

13/06/21	9:08:27	44.322	13.44
13/06/21	9:08:28	44.322	13.44
13/06/21	9:08:29	44.322	13.44
13/06/21	9:08:30	44.322	13.44
13/06/21	9:08:31	44.322	13.44
13/06/21	9:08:32	44.322	13.44
13/06/21	9:08:33	44.322	13.44
13/06/21	9:08:34	44.322	13.44
13/06/21	9:08:35	44.322	13.44
13/06/21	9:08:36	44.322	13.44
13/06/21	9:08:37	44.322	13.44
13/06/21	9:08:38	44.322	13.44
13/06/21	9:08:39	44.322	13.44
13/06/21	9:08:40	44.322	13.44
13/06/21	9:08:41	44.322	13.44
13/06/21	9:08:42	44.322	13.44
13/06/21	9:08:43	44.322	13.44
13/06/21	9:08:44	44.322	13.44
13/06/21	9:08:45	44.322	13.44
13/06/21	9:08:46	44.322	13.44
13/06/21	9:08:47	44.322	13.44
13/06/21	9:08:48	44.322	13.44
13/06/21	9:08:49	44.322	13.44
13/06/21	9:08:50	44.322	13.44
13/06/21	9:08:51	44.322	13.44
13/06/21	9:08:52	44.322	13.44
13/06/21	9:08:53	44.322	13.44
13/06/21	9:08:54	44.305	13.44
13/06/21	9:08:55	44.322	13.44
13/06/21	9:08:56	44.322	13.44
13/06/21	9:08:57	44.322	13.44
13/06/21	9:08:58	44.322	13.44
13/06/21	9:08:59	44.305	13.44
13/06/21	9:09:00	44.322	13.44
13/06/21	9:09:01	44.305	13.44
13/06/21	9:09:02	44.305	13.44
13/06/21	9:09:03	44.322	13.44
13/06/21	9:09:04	44.322	13.44
13/06/21	9:09:05	44.305	13.44
13/06/21	9:09:06	44.322	13.44
13/06/21	9:09:07	44.322	13.44
13/06/21	9:09:08	44.322	13.44
13/06/21	9:09:09	44.322	13.44
13/06/21	9:09:10	44.305	13.44
13/06/21	9:09:11	44.322	13.44
13/06/21	9:09:12	44.305	13.44
13/06/21	9:09:13	44.305	13.44
13/06/21	9:09:14	44.322	13.44
13/06/21	9:09:15	44.305	13.44
13/06/21	9:09:16	44.322	13.44
13/06/21	9:09:17	44.322	13.44
13/06/21	9:09:18	44.305	13.44
13/06/21	9:09:19	44.305	13.44
13/06/21	9:09:20	44.322	13.44
13/06/21	9:09:21	44.305	13.44
13/06/21	9:09:22	44.322	13.44

13/06/21	9:09:23	44.305	13.44
13/06/21	9:09:24	44.305	13.44
13/06/21	9:09:25	44.322	13.44
13/06/21	9:09:26	44.305	13.44
13/06/21	9:09:27	44.305	13.44
13/06/21	9:09:28	44.305	13.44
13/06/21	9:09:29	44.322	13.44
13/06/21	9:09:30	44.322	13.44
13/06/21	9:09:31	44.305	13.44
13/06/21	9:09:32	44.322	13.44
13/06/21	9:09:33	44.305	13.44
13/06/21	9:09:34	44.305	13.44
13/06/21	9:09:35	44.322	13.44
13/06/21	9:09:36	44.305	13.44
13/06/21	9:09:37	44.305	13.44
13/06/21	9:09:38	44.322	13.44
13/06/21	9:09:39	44.305	13.44
13/06/21	9:09:40	44.305	13.44
13/06/21	9:09:41	44.305	13.44
13/06/21	9:09:42	44.322	13.44
13/06/21	9:09:43	44.305	13.44
13/06/21	9:09:44	44.305	13.44
13/06/21	9:09:45	44.305	13.44
13/06/21	9:09:46	44.305	13.44
13/06/21	9:09:47	44.305	13.44
13/06/21	9:09:48	44.305	13.44
13/06/21	9:09:49	44.305	13.44
13/06/21	9:09:50	44.305	13.44
13/06/21	9:09:51	44.305	13.44
13/06/21	9:09:52	44.305	13.44
13/06/21	9:09:53	44.305	13.44
13/06/21	9:09:54	44.305	13.44
13/06/21	9:09:55	44.305	13.44
13/06/21	9:09:56	44.305	13.44
13/06/21	9:09:57	44.305	13.44
13/06/21	9:09:58	44.305	13.44
13/06/21	9:09:59	44.305	13.44
13/06/21	9:10:00	44.305	13.38
13/06/21	9:10:01	44.305	13.44
13/06/21	9:10:02	44.305	13.44
13/06/21	9:10:03	44.305	13.44
13/06/21	9:10:04	44.305	13.38
13/06/21	9:10:05	44.305	13.44
13/06/21	9:10:06	44.305	13.44
13/06/21	9:10:07	44.305	13.38
13/06/21	9:10:08	44.305	13.44
13/06/21	9:10:09	44.305	13.44
13/06/21	9:10:10	44.305	13.44
13/06/21	9:10:11	44.305	13.44
13/06/21	9:10:12	44.305	13.44
13/06/21	9:10:13	44.305	13.44
13/06/21	9:10:14	44.305	13.44
13/06/21	9:10:15	44.305	13.44
13/06/21	9:10:16	44.305	13.44
13/06/21	9:10:17	44.305	13.44
13/06/21	9:10:18	44.305	13.44

13/06/21	9:10:19	44.305	13.38
13/06/21	9:10:20	44.305	13.44
13/06/21	9:10:21	44.305	13.44
13/06/21	9:10:22	44.305	13.38
13/06/21	9:10:23	44.305	13.44
13/06/21	9:10:24	44.305	13.38
13/06/21	9:10:25	44.305	13.44
13/06/21	9:10:26	44.305	13.38
13/06/21	9:10:27	44.305	13.38
13/06/21	9:10:28	44.305	13.38
13/06/21	9:10:29	44.305	13.44
13/06/21	9:10:30	44.305	13.44
13/06/21	9:10:31	44.305	13.44
13/06/21	9:10:32	44.305	13.38
13/06/21	9:10:33	44.305	13.44
13/06/21	9:10:34	44.305	13.44
13/06/21	9:10:35	44.305	13.38
13/06/21	9:10:36	44.305	13.38
13/06/21	9:10:37	44.305	13.38
13/06/21	9:10:38	44.305	13.44
13/06/21	9:10:39	44.305	13.38
13/06/21	9:10:40	44.305	13.44
13/06/21	9:10:41	44.305	13.44
13/06/21	9:10:42	44.305	13.38
13/06/21	9:10:43	44.305	13.44
13/06/21	9:10:44	44.305	13.38
13/06/21	9:10:45	44.305	13.44
13/06/21	9:10:46	44.305	13.38
13/06/21	9:10:47	44.305	13.38
13/06/21	9:10:48	44.305	13.38
13/06/21	9:10:49	44.305	13.38
13/06/21	9:10:50	44.305	13.38
13/06/21	9:10:51	44.305	13.44
13/06/21	9:10:52	44.305	13.44
13/06/21	9:10:53	44.305	13.44
13/06/21	9:10:54	44.305	13.44
13/06/21	9:10:55	44.305	13.38
13/06/21	9:10:56	44.305	13.38
13/06/21	9:10:57	44.305	13.38
13/06/21	9:10:58	44.305	13.44
13/06/21	9:10:59	44.305	13.44
13/06/21	9:11:00	44.305	13.44
13/06/21	9:11:01	44.305	13.38
13/06/21	9:11:02	44.305	13.38
13/06/21	9:11:03	44.305	13.44
13/06/21	9:11:04	44.305	13.44
13/06/21	9:11:05	44.305	13.44
13/06/21	9:11:06	44.305	13.44
13/06/21	9:11:07	44.305	13.38
13/06/21	9:11:08	44.305	13.38
13/06/21	9:11:09	44.305	13.38
13/06/21	9:11:10	44.305	13.38
13/06/21	9:11:11	44.305	13.38
13/06/21	9:11:12	44.305	13.38
13/06/21	9:11:13	44.288	13.44
13/06/21	9:11:14	44.322	13.38

13/06/21	9:11:15	44.305	13.44
13/06/21	9:11:16	44.305	13.44
13/06/21	9:11:17	44.305	13.38
13/06/21	9:11:18	44.305	13.38
13/06/21	9:11:19	44.305	13.38
13/06/21	9:11:20	44.305	13.44
13/06/21	9:11:21	44.305	13.38
13/06/21	9:11:22	44.305	13.38
13/06/21	9:11:23	44.305	13.38
13/06/21	9:11:24	44.305	13.38
13/06/21	9:11:25	44.305	13.38
13/06/21	9:11:26	44.305	13.38
13/06/21	9:11:27	44.305	13.38
13/06/21	9:11:28	44.305	13.38
13/06/21	9:11:29	44.305	13.38
13/06/21	9:11:30	44.305	13.38
13/06/21	9:11:31	44.305	13.38
13/06/21	9:11:32	44.305	13.44
13/06/21	9:11:33	44.305	13.38
13/06/21	9:11:34	44.305	13.38
13/06/21	9:11:35	44.305	13.44
13/06/21	9:11:36	44.305	13.38
13/06/21	9:11:37	44.305	13.38
13/06/21	9:11:38	44.305	13.38
13/06/21	9:11:39	44.305	13.44
13/06/21	9:11:40	44.305	13.38
13/06/21	9:11:41	44.305	13.38
13/06/21	9:11:42	44.305	13.44
13/06/21	9:11:43	44.305	13.38
13/06/21	9:11:44	44.305	13.38
13/06/21	9:11:45	44.305	13.44
13/06/21	9:11:46	44.305	13.44
13/06/21	9:11:47	44.305	13.38
13/06/21	9:11:48	44.305	13.38
13/06/21	9:11:49	44.305	13.44
13/06/21	9:11:50	44.305	13.38
13/06/21	9:11:51	44.305	13.38
13/06/21	9:11:52	44.305	13.38
13/06/21	9:11:53	44.305	13.38
13/06/21	9:11:54	44.305	13.38
13/06/21	9:11:55	44.305	13.38
13/06/21	9:11:56	44.305	13.44
13/06/21	9:11:57	44.305	13.38
13/06/21	9:11:58	44.305	13.38
13/06/21	9:11:59	44.305	13.38
13/06/21	9:12:00	44.305	13.44
13/06/21	9:12:01	44.305	13.38
13/06/21	9:12:02	44.305	13.44
13/06/21	9:12:03	44.305	13.38
13/06/21	9:12:04	44.288	13.38
13/06/21	9:12:05	44.305	13.38
13/06/21	9:12:06	44.305	13.38
13/06/21	9:12:07	44.305	13.38
13/06/21	9:12:08	44.305	13.38
13/06/21	9:12:09	44.305	13.38
13/06/21	9:12:10	44.305	13.38

13/06/21	9:12:11	44.305	13.38
13/06/21	9:12:12	44.305	13.38
13/06/21	9:12:13	44.305	13.38
13/06/21	9:12:14	44.305	13.38
13/06/21	9:12:15	44.305	13.38
13/06/21	9:12:16	44.305	13.38
13/06/21	9:12:17	44.305	13.38
13/06/21	9:12:18	44.305	13.38
13/06/21	9:12:19	44.288	13.38
13/06/21	9:12:20	44.305	13.38
13/06/21	9:12:21	44.305	13.38
13/06/21	9:12:22	44.305	13.38
13/06/21	9:12:23	44.305	13.38
13/06/21	9:12:24	44.305	13.38
13/06/21	9:12:25	44.305	13.38
13/06/21	9:12:26	44.305	13.38
13/06/21	9:12:27	44.305	13.38
13/06/21	9:12:28	44.305	13.38
13/06/21	9:12:29	44.305	13.38
13/06/21	9:12:30	44.305	13.44
13/06/21	9:12:31	44.305	13.38
13/06/21	9:12:32	44.305	13.38
13/06/21	9:12:33	44.305	13.38
13/06/21	9:12:34	44.305	13.38
13/06/21	9:12:35	44.305	13.38
13/06/21	9:12:36	44.305	13.38
13/06/21	9:12:37	44.305	13.38
13/06/21	9:12:38	44.305	13.38
13/06/21	9:12:39	44.305	13.38
13/06/21	9:12:40	44.305	13.38
13/06/21	9:12:41	44.305	13.38
13/06/21	9:12:42	44.305	13.38
13/06/21	9:12:43	44.305	13.38
13/06/21	9:12:44	44.305	13.38
13/06/21	9:12:45	44.305	13.38
13/06/21	9:12:46	44.288	13.38
13/06/21	9:12:47	44.305	13.38
13/06/21	9:12:48	44.305	13.38
13/06/21	9:12:49	44.305	13.38
13/06/21	9:12:50	44.305	13.38
13/06/21	9:12:51	44.288	13.38
13/06/21	9:12:52	44.288	13.38
13/06/21	9:12:53	44.305	13.38
13/06/21	9:12:54	44.305	13.38
13/06/21	9:12:55	44.288	13.38
13/06/21	9:12:56	44.305	13.38
13/06/21	9:12:57	44.305	13.38
13/06/21	9:12:58	44.288	13.38
13/06/21	9:12:59	44.305	13.38
13/06/21	9:13:00	44.305	13.38
13/06/21	9:13:01	44.305	13.38
13/06/21	9:13:02	44.305	13.38
13/06/21	9:13:03	44.305	13.38
13/06/21	9:13:04	44.288	13.38
13/06/21	9:13:05	44.288	13.38
13/06/21	9:13:06	44.305	13.38

13/06/21	9:13:07	44.288	13.38
13/06/21	9:13:08	44.288	13.38
13/06/21	9:13:09	44.305	13.38
13/06/21	9:13:10	44.305	13.38
13/06/21	9:13:11	44.288	13.38
13/06/21	9:13:12	44.305	13.38
13/06/21	9:13:13	44.305	13.38
13/06/21	9:13:14	44.288	13.38
13/06/21	9:13:15	44.305	13.38
13/06/21	9:13:16	44.288	13.38
13/06/21	9:13:17	44.305	13.38
13/06/21	9:13:18	44.288	13.38
13/06/21	9:13:19	44.305	13.38
13/06/21	9:13:20	44.288	13.38
13/06/21	9:13:21	44.305	13.38
13/06/21	9:13:22	44.288	13.38
13/06/21	9:13:23	44.305	13.38
13/06/21	9:13:24	44.288	13.38
13/06/21	9:13:25	44.288	13.38
13/06/21	9:13:26	44.288	13.38
13/06/21	9:13:27	44.288	13.38
13/06/21	9:13:28	44.288	13.38
13/06/21	9:13:29	44.305	13.38
13/06/21	9:13:30	44.305	13.38
13/06/21	9:13:31	44.288	13.38
13/06/21	9:13:32	44.288	13.38
13/06/21	9:13:33	44.305	13.38
13/06/21	9:13:34	44.305	13.38
13/06/21	9:13:35	44.305	13.38
13/06/21	9:13:36	44.288	13.38
13/06/21	9:13:37	44.288	13.38
13/06/21	9:13:38	44.288	13.38
13/06/21	9:13:39	44.288	13.38
13/06/21	9:13:40	44.288	13.38
13/06/21	9:13:41	44.288	13.38
13/06/21	9:13:42	44.288	13.38
13/06/21	9:13:43	44.288	13.38
13/06/21	9:13:44	44.305	13.38
13/06/21	9:13:45	44.288	13.38
13/06/21	9:13:46	44.288	13.38
13/06/21	9:13:47	44.288	13.38
13/06/21	9:13:48	44.305	13.38
13/06/21	9:13:49	44.288	13.38
13/06/21	9:13:50	44.288	13.38
13/06/21	9:13:51	44.305	13.38
13/06/21	9:13:52	44.288	13.38
13/06/21	9:13:53	44.305	13.38
13/06/21	9:13:54	44.288	13.38
13/06/21	9:13:55	44.288	13.38
13/06/21	9:13:56	44.288	13.38
13/06/21	9:13:57	44.288	13.38
13/06/21	9:13:58	44.288	13.38
13/06/21	9:13:59	44.288	13.38
13/06/21	9:14:00	44.305	13.38
13/06/21	9:14:01	44.288	13.38
13/06/21	9:14:02	44.288	13.38

13/06/21	9:14:03	44.288	13.38
13/06/21	9:14:04	44.305	13.38
13/06/21	9:14:05	44.305	13.38
13/06/21	9:14:06	44.288	13.38
13/06/21	9:14:07	44.305	13.38
13/06/21	9:14:08	44.288	13.38
13/06/21	9:14:09	44.288	13.38
13/06/21	9:14:10	44.288	13.38
13/06/21	9:14:11	44.288	13.38
13/06/21	9:14:12	44.288	13.38
13/06/21	9:14:13	44.288	13.38
13/06/21	9:14:14	44.288	13.38
13/06/21	9:14:15	44.288	13.38
13/06/21	9:14:16	44.288	13.38
13/06/21	9:14:17	44.288	13.38
13/06/21	9:14:18	44.288	13.38
13/06/21	9:14:19	44.288	13.38
13/06/21	9:14:20	44.288	13.38
13/06/21	9:14:21	44.288	13.38
13/06/21	9:14:22	44.288	13.38
13/06/21	9:14:23	44.288	13.38
13/06/21	9:14:24	44.288	13.38
13/06/21	9:14:25	44.288	13.38
13/06/21	9:14:26	44.288	13.38
13/06/21	9:14:27	44.288	13.38
13/06/21	9:14:28	44.288	13.38
13/06/21	9:14:29	44.288	13.38
13/06/21	9:14:30	44.288	13.38
13/06/21	9:14:31	44.288	13.38
13/06/21	9:14:32	44.288	13.38
13/06/21	9:14:33	44.288	13.38
13/06/21	9:14:34	44.288	13.38
13/06/21	9:14:35	44.288	13.38
13/06/21	9:14:36	44.305	13.38
13/06/21	9:14:37	44.288	13.38
13/06/21	9:14:38	44.288	13.38
13/06/21	9:14:39	44.288	13.38
13/06/21	9:14:40	44.288	13.38
13/06/21	9:14:41	44.288	13.38
13/06/21	9:14:42	44.288	13.38
13/06/21	9:14:43	44.288	13.38
13/06/21	9:14:44	44.288	13.38
13/06/21	9:14:45	44.288	13.38
13/06/21	9:14:46	44.288	13.38
13/06/21	9:14:47	44.288	13.38
13/06/21	9:14:48	44.288	13.38
13/06/21	9:14:49	44.288	13.38
13/06/21	9:14:50	44.288	13.38
13/06/21	9:14:51	44.288	13.38
13/06/21	9:14:52	44.288	13.38
13/06/21	9:14:53	44.288	13.38
13/06/21	9:14:54	44.288	13.38
13/06/21	9:14:55	44.288	13.38
13/06/21	9:14:56	44.288	13.38
13/06/21	9:14:57	44.288	13.38
13/06/21	9:14:58	44.288	13.38

13/06/21	9:14:59	44.288	13.38
13/06/21	9:15:00	44.288	13.38
13/06/21	9:15:01	44.288	13.38
13/06/21	9:15:02	44.288	13.38
13/06/21	9:15:03	44.288	13.38
13/06/21	9:15:04	44.288	13.38
13/06/21	9:15:05	44.288	13.38
13/06/21	9:15:06	44.288	13.38
13/06/21	9:15:07	44.288	13.38
13/06/21	9:15:08	44.288	13.38
13/06/21	9:15:09	44.288	13.38
13/06/21	9:15:10	44.288	13.38
13/06/21	9:15:11	44.288	13.38
13/06/21	9:15:12	44.288	13.38
13/06/21	9:15:13	44.288	13.38
13/06/21	9:15:14	44.288	13.38
13/06/21	9:15:15	44.288	13.38
13/06/21	9:15:16	44.288	13.38
13/06/21	9:15:17	44.288	13.38
13/06/21	9:15:18	44.288	13.38
13/06/21	9:15:19	44.288	13.38
13/06/21	9:15:20	44.288	13.38
13/06/21	9:15:21	44.288	13.38
13/06/21	9:15:22	44.288	13.38
13/06/21	9:15:23	44.288	13.38
13/06/21	9:15:24	44.288	13.38
13/06/21	9:15:25	44.288	13.38
13/06/21	9:15:26	44.288	13.38
13/06/21	9:15:27	44.288	13.38
13/06/21	9:15:28	44.288	13.38
13/06/21	9:15:29	44.288	13.38
13/06/21	9:15:30	44.288	13.38
13/06/21	9:15:31	44.288	13.38
13/06/21	9:15:32	44.288	13.38
13/06/21	9:15:33	44.288	13.38
13/06/21	9:15:34	44.288	13.38
13/06/21	9:15:35	44.288	13.38
13/06/21	9:15:36	44.288	13.38
13/06/21	9:15:37	44.288	13.38
13/06/21	9:15:38	44.288	13.38
13/06/21	9:15:39	44.288	13.38
13/06/21	9:15:40	44.288	13.38
13/06/21	9:15:41	44.288	13.38
13/06/21	9:15:42	44.288	13.38
13/06/21	9:15:43	44.288	13.38
13/06/21	9:15:44	44.288	13.38
13/06/21	9:15:45	44.288	13.38
13/06/21	9:15:46	44.288	13.38
13/06/21	9:15:47	44.288	13.38
13/06/21	9:15:48	44.288	13.38
13/06/21	9:15:49	44.288	13.38
13/06/21	9:15:50	44.288	13.38
13/06/21	9:15:51	44.288	13.38
13/06/21	9:15:52	44.288	13.38
13/06/21	9:15:53	44.288	13.38
13/06/21	9:15:54	44.288	13.38

13/06/21	9:15:55	44.288	13.38
13/06/21	9:15:56	44.288	13.38
13/06/21	9:15:57	44.288	13.38
13/06/21	9:15:58	44.288	13.38
13/06/21	9:15:59	44.288	13.38
13/06/21	9:16:00	44.288	13.38
13/06/21	9:16:01	44.288	13.38
13/06/21	9:16:02	44.288	13.38
13/06/21	9:16:03	44.288	13.38
13/06/21	9:16:04	44.288	13.38
13/06/21	9:16:05	44.288	13.38
13/06/21	9:16:06	44.288	13.38
13/06/21	9:16:07	44.288	13.38
13/06/21	9:16:08	44.288	13.38
13/06/21	9:16:09	44.288	13.38
13/06/21	9:16:10	44.288	13.38
13/06/21	9:16:11	44.288	13.38
13/06/21	9:16:12	44.288	13.38
13/06/21	9:16:13	44.288	13.38
13/06/21	9:16:14	44.288	13.38
13/06/21	9:16:15	44.288	13.38
13/06/21	9:16:16	44.288	13.38
13/06/21	9:16:17	44.288	13.38
13/06/21	9:16:18	44.288	13.38
13/06/21	9:16:19	44.288	13.38
13/06/21	9:16:20	44.288	13.38
13/06/21	9:16:21	44.288	13.38
13/06/21	9:16:22	44.288	13.38
13/06/21	9:16:23	44.288	13.38
13/06/21	9:16:24	44.288	13.38
13/06/21	9:16:25	44.288	13.38
13/06/21	9:16:26	44.288	13.38
13/06/21	9:16:27	44.288	13.38
13/06/21	9:16:28	44.288	13.38
13/06/21	9:16:29	44.288	13.38
13/06/21	9:16:30	44.288	13.38
13/06/21	9:16:31	44.288	13.38
13/06/21	9:16:32	44.288	13.38
13/06/21	9:16:33	44.288	13.38
13/06/21	9:16:34	44.288	13.38
13/06/21	9:16:35	44.288	13.38
13/06/21	9:16:36	44.288	13.38
13/06/21	9:16:37	44.288	13.38
13/06/21	9:16:38	44.288	13.38
13/06/21	9:16:39	44.288	13.38
13/06/21	9:16:40	44.288	13.38
13/06/21	9:16:41	44.288	13.38
13/06/21	9:16:42	44.288	13.38
13/06/21	9:16:43	44.288	13.38
13/06/21	9:16:44	44.288	13.38
13/06/21	9:16:45	44.288	13.38
13/06/21	9:16:46	44.288	13.38
13/06/21	9:16:47	44.288	13.38
13/06/21	9:16:48	44.288	13.38
13/06/21	9:16:49	44.288	13.38
13/06/21	9:16:50	44.288	13.38

13/06/21	9:16:51	44.288	13.38
13/06/21	9:16:52	44.288	13.38
13/06/21	9:16:53	44.288	13.38
13/06/21	9:16:54	44.288	13.38
13/06/21	9:16:55	44.288	13.38
13/06/21	9:16:56	44.288	13.38
13/06/21	9:16:57	44.288	13.38
13/06/21	9:16:58	44.288	13.38
13/06/21	9:16:59	44.288	13.38
13/06/21	9:17:00	44.288	13.38
13/06/21	9:17:01	44.288	13.38
13/06/21	9:17:02	44.288	13.38
13/06/21	9:17:03	44.288	13.38
13/06/21	9:17:04	44.288	13.38
13/06/21	9:17:05	44.288	13.38
13/06/21	9:17:06	44.288	13.38
13/06/21	9:17:07	44.288	13.38
13/06/21	9:17:08	44.288	13.38
13/06/21	9:17:09	44.288	13.38
13/06/21	9:17:10	44.288	13.38
13/06/21	9:17:11	44.288	13.38
13/06/21	9:17:12	44.288	13.38
13/06/21	9:17:13	44.288	13.38
13/06/21	9:17:14	44.288	13.38
13/06/21	9:17:15	44.288	13.38
13/06/21	9:17:16	44.288	13.38
13/06/21	9:17:17	44.288	13.38
13/06/21	9:17:18	44.288	13.38
13/06/21	9:17:19	44.288	13.38
13/06/21	9:17:20	44.288	13.38
13/06/21	9:17:21	44.288	13.38
13/06/21	9:17:22	44.288	13.38
13/06/21	9:17:23	44.288	13.38
13/06/21	9:17:24	44.288	13.38
13/06/21	9:17:25	44.288	13.38
13/06/21	9:17:26	44.288	13.38
13/06/21	9:17:27	44.288	13.38
13/06/21	9:17:28	44.288	13.38
13/06/21	9:17:29	44.288	13.38
13/06/21	9:17:30	44.288	13.38
13/06/21	9:17:31	44.288	13.38
13/06/21	9:17:32	44.288	13.38
13/06/21	9:17:33	44.288	13.38
13/06/21	9:17:34	44.288	13.38
13/06/21	9:17:35	44.288	13.38
13/06/21	9:17:36	44.288	13.38
13/06/21	9:17:37	44.288	13.38
13/06/21	9:17:38	44.288	13.38
13/06/21	9:17:39	44.288	13.38
13/06/21	9:17:40	44.288	13.38
13/06/21	9:17:41	44.288	13.38
13/06/21	9:17:42	44.288	13.38
13/06/21	9:17:43	44.288	13.38
13/06/21	9:17:44	44.288	13.38
13/06/21	9:17:45	44.288	13.38
13/06/21	9:17:46	44.288	13.38

13/06/21	9:17:47	44.288	13.38
13/06/21	9:17:48	44.288	13.38
13/06/21	9:17:49	44.271	13.38
13/06/21	9:17:50	44.288	13.38
13/06/21	9:17:51	44.288	13.38
13/06/21	9:17:52	44.288	13.38
13/06/21	9:17:53	44.288	13.38
13/06/21	9:17:54	44.288	13.38
13/06/21	9:17:55	44.288	13.38
13/06/21	9:17:56	44.288	13.38
13/06/21	9:17:57	44.288	13.38
13/06/21	9:17:58	44.288	13.38
13/06/21	9:17:59	44.288	13.38
13/06/21	9:18:00	44.288	13.38
13/06/21	9:18:01	44.288	13.38
13/06/21	9:18:02	44.288	13.38
13/06/21	9:18:03	44.288	13.38
13/06/21	9:18:04	44.288	13.38
13/06/21	9:18:05	44.288	13.38
13/06/21	9:18:06	44.288	13.38
13/06/21	9:18:07	44.288	13.38
13/06/21	9:18:08	44.288	13.38
13/06/21	9:18:09	44.288	13.38
13/06/21	9:18:10	44.288	13.38
13/06/21	9:18:11	44.288	13.38
13/06/21	9:18:12	44.288	13.38
13/06/21	9:18:13	44.288	13.38
13/06/21	9:18:14	44.288	13.38
13/06/21	9:18:15	44.288	13.38
13/06/21	9:18:16	44.288	13.38
13/06/21	9:18:17	44.288	13.38
13/06/21	9:18:18	44.288	13.38
13/06/21	9:18:19	44.288	13.38
13/06/21	9:18:20	44.288	13.38
13/06/21	9:18:21	44.288	13.38
13/06/21	9:18:22	44.288	13.38
13/06/21	9:18:23	44.288	13.38
13/06/21	9:18:24	44.288	13.38
13/06/21	9:18:25	44.271	13.38
13/06/21	9:18:26	44.288	13.38
13/06/21	9:18:27	44.288	13.38
13/06/21	9:18:28	44.288	13.38
13/06/21	9:18:29	44.288	13.38
13/06/21	9:18:30	44.288	13.38
13/06/21	9:18:31	44.288	13.38
13/06/21	9:18:32	44.288	13.38
13/06/21	9:18:33	44.271	13.38
13/06/21	9:18:34	44.288	13.38
13/06/21	9:18:35	44.288	13.38
13/06/21	9:18:36	44.288	13.38
13/06/21	9:18:37	44.288	13.38
13/06/21	9:18:38	44.288	13.38
13/06/21	9:18:39	44.288	13.38
13/06/21	9:18:40	44.288	13.38
13/06/21	9:18:41	44.288	13.38
13/06/21	9:18:42	44.288	13.38

13/06/21	9:18:43	44.288	13.38
13/06/21	9:18:44	44.288	13.38
13/06/21	9:18:45	44.288	13.38
13/06/21	9:18:46	44.288	13.38
13/06/21	9:18:47	44.288	13.38
13/06/21	9:18:48	44.288	13.38
13/06/21	9:18:49	44.288	13.38
13/06/21	9:18:50	44.288	13.38
13/06/21	9:18:51	44.288	13.38
13/06/21	9:18:52	44.288	13.38
13/06/21	9:18:53	44.288	13.38
13/06/21	9:18:54	44.288	13.38
13/06/21	9:18:55	44.288	13.38
13/06/21	9:18:56	44.288	13.38
13/06/21	9:18:57	44.288	13.38
13/06/21	9:18:58	44.288	13.38
13/06/21	9:18:59	44.288	13.38
13/06/21	9:19:00	44.288	13.38
13/06/21	9:19:01	44.288	13.38
13/06/21	9:19:02	44.288	13.38
13/06/21	9:19:03	44.288	13.38
13/06/21	9:19:04	44.288	13.38
13/06/21	9:19:05	44.288	13.38
13/06/21	9:19:06	44.288	13.38
13/06/21	9:19:07	44.288	13.38
13/06/21	9:19:08	44.288	13.38
13/06/21	9:19:09	44.288	13.38
13/06/21	9:19:10	44.288	13.38
13/06/21	9:19:11	44.288	13.38
13/06/21	9:19:12	44.288	13.38
13/06/21	9:19:13	44.288	13.38
13/06/21	9:19:14	44.288	13.38
13/06/21	9:19:15	44.288	13.38
13/06/21	9:19:16	44.288	13.38
13/06/21	9:19:17	44.288	13.38
13/06/21	9:19:18	44.288	13.38
13/06/21	9:19:19	44.288	13.38
13/06/21	9:19:20	44.288	13.38
13/06/21	9:19:21	44.288	13.38
13/06/21	9:19:22	44.288	13.38
13/06/21	9:19:23	44.288	13.38
13/06/21	9:19:24	44.288	13.38
13/06/21	9:19:25	44.288	13.38
13/06/21	9:19:26	44.288	13.38
13/06/21	9:19:27	44.288	13.38
13/06/21	9:19:28	44.288	13.38
13/06/21	9:19:29	44.288	13.38
13/06/21	9:19:30	44.288	13.38
13/06/21	9:19:31	44.288	13.38
13/06/21	9:19:32	44.288	13.38
13/06/21	9:19:33	44.288	13.38
13/06/21	9:19:34	44.288	13.38
13/06/21	9:19:35	44.288	13.38
13/06/21	9:19:36	44.288	13.38
13/06/21	9:19:37	44.288	13.38
13/06/21	9:19:38	44.288	13.38

13/06/21	9:19:39	44.288	13.38
13/06/21	9:19:40	44.288	13.38
13/06/21	9:19:41	44.288	13.38
13/06/21	9:19:42	44.288	13.38
13/06/21	9:19:43	44.288	13.38
13/06/21	9:19:44	44.288	13.38
13/06/21	9:19:45	44.271	13.38
13/06/21	9:19:46	44.288	13.38
13/06/21	9:19:47	44.288	13.38
13/06/21	9:19:48	44.288	13.38
13/06/21	9:19:49	44.288	13.38
13/06/21	9:19:50	44.288	13.38
13/06/21	9:19:51	44.288	13.38
13/06/21	9:19:52	44.271	13.38
13/06/21	9:19:53	44.288	13.38
13/06/21	9:19:54	44.288	13.38
13/06/21	9:19:55	44.288	13.38
13/06/21	9:19:56	44.288	13.38
13/06/21	9:19:57	44.288	13.38
13/06/21	9:19:58	44.271	13.38
13/06/21	9:19:59	44.288	13.38
13/06/21	9:20:00	44.288	13.38
13/06/21	9:20:01	44.288	13.38
13/06/21	9:20:02	44.288	13.38
13/06/21	9:20:03	44.288	13.38
13/06/21	9:20:04	44.288	13.38
13/06/21	9:20:05	44.288	13.38
13/06/21	9:20:06	44.288	13.38
13/06/21	9:20:07	44.271	13.38
13/06/21	9:20:08	44.288	13.38
13/06/21	9:20:09	44.288	13.38
13/06/21	9:20:10	44.288	13.38
13/06/21	9:20:11	44.288	13.38
13/06/21	9:20:12	44.288	13.38
13/06/21	9:20:13	44.288	13.38
13/06/21	9:20:14	44.288	13.38
13/06/21	9:20:15	44.288	13.38
13/06/21	9:20:16	44.288	13.38
13/06/21	9:20:17	44.288	13.38
13/06/21	9:20:18	44.288	13.38
13/06/21	9:20:19	44.288	13.38
13/06/21	9:20:20	44.288	13.38
13/06/21	9:20:21	44.288	13.38
13/06/21	9:20:22	44.288	13.38
13/06/21	9:20:23	44.288	13.38
13/06/21	9:20:24	44.288	13.38
13/06/21	9:20:25	44.288	13.38
13/06/21	9:20:26	44.288	13.38
13/06/21	9:20:27	44.288	13.38
13/06/21	9:20:28	44.288	13.38
13/06/21	9:20:29	44.271	13.38
13/06/21	9:20:30	44.288	13.38
13/06/21	9:20:31	44.288	13.38
13/06/21	9:20:32	44.288	13.38
13/06/21	9:20:33	44.288	13.38
13/06/21	9:20:34	44.288	13.38

13/06/21	9:20:35	44.288	13.38
13/06/21	9:20:36	44.288	13.38
13/06/21	9:20:37	44.288	13.38
13/06/21	9:20:38	44.288	13.38
13/06/21	9:20:39	44.288	13.38
13/06/21	9:20:40	44.288	13.38
13/06/21	9:20:41	44.288	13.38
13/06/21	9:20:42	44.288	13.38
13/06/21	9:20:43	44.288	13.38
13/06/21	9:20:44	44.288	13.38
13/06/21	9:20:45	44.288	13.38
13/06/21	9:20:46	44.288	13.38
13/06/21	9:20:47	44.288	13.38
13/06/21	9:20:48	44.288	13.38
13/06/21	9:20:49	44.288	13.38
13/06/21	9:20:50	44.288	13.38
13/06/21	9:20:51	44.288	13.38
13/06/21	9:20:52	44.288	13.38
13/06/21	9:20:53	44.288	13.38
13/06/21	9:20:54	44.271	13.38
13/06/21	9:20:55	44.288	13.38
13/06/21	9:20:56	44.288	13.38
13/06/21	9:20:57	44.288	13.38
13/06/21	9:20:58	44.288	13.38
13/06/21	9:20:59	44.271	13.38
13/06/21	9:21:00	44.288	13.38
13/06/21	9:21:01	44.288	13.38
13/06/21	9:21:02	44.288	13.38
13/06/21	9:21:03	44.271	13.38
13/06/21	9:21:04	44.271	13.38
13/06/21	9:21:05	44.288	13.38
13/06/21	9:21:06	44.288	13.38
13/06/21	9:21:07	44.288	13.38
13/06/21	9:21:08	44.288	13.38
13/06/21	9:21:09	44.288	13.38
13/06/21	9:21:10	44.288	13.38
13/06/21	9:21:11	44.288	13.38
13/06/21	9:21:12	44.288	13.38
13/06/21	9:21:13	44.288	13.38
13/06/21	9:21:14	44.288	13.38
13/06/21	9:21:15	44.288	13.38
13/06/21	9:21:16	44.288	13.38
13/06/21	9:21:17	44.288	13.38
13/06/21	9:21:18	44.288	13.38
13/06/21	9:21:19	44.288	13.38
13/06/21	9:21:20	44.288	13.38
13/06/21	9:21:21	44.288	13.38
13/06/21	9:21:22	44.288	13.38
13/06/21	9:21:23	44.288	13.38
13/06/21	9:21:24	44.288	13.38
13/06/21	9:21:25	44.288	13.38
13/06/21	9:21:26	44.288	13.38
13/06/21	9:21:27	44.271	13.38
13/06/21	9:21:28	44.288	13.38
13/06/21	9:21:29	44.288	13.38
13/06/21	9:21:30	44.288	13.38

13/06/21	9:21:31	44.288	13.38
13/06/21	9:21:32	44.288	13.38
13/06/21	9:21:33	44.288	13.38
13/06/21	9:21:34	44.288	13.38
13/06/21	9:21:35	44.288	13.38
13/06/21	9:21:36	44.288	13.38
13/06/21	9:21:37	44.288	13.38
13/06/21	9:21:38	44.288	13.38
13/06/21	9:21:39	44.288	13.38
13/06/21	9:21:40	44.288	13.38
13/06/21	9:21:41	44.271	13.38
13/06/21	9:21:42	44.288	13.38
13/06/21	9:21:43	44.288	13.38
13/06/21	9:21:44	44.288	13.38
13/06/21	9:21:45	44.288	13.38
13/06/21	9:21:46	44.288	13.38
13/06/21	9:21:47	44.288	13.38
13/06/21	9:21:48	44.271	13.38
13/06/21	9:21:49	44.288	13.38
13/06/21	9:21:50	44.288	13.38
13/06/21	9:21:51	44.288	13.38
13/06/21	9:21:52	44.288	13.38
13/06/21	9:21:53	44.288	13.38
13/06/21	9:21:54	44.271	13.38
13/06/21	9:21:55	44.288	13.38
13/06/21	9:21:56	44.288	13.38
13/06/21	9:21:57	44.288	13.38
13/06/21	9:21:58	44.288	13.38
13/06/21	9:21:59	44.271	13.38
13/06/21	9:22:00	44.271	13.38
13/06/21	9:22:01	44.288	13.38
13/06/21	9:22:02	44.288	13.38
13/06/21	9:22:03	44.271	13.38
13/06/21	9:22:04	44.288	13.38
13/06/21	9:22:05	44.288	13.38
13/06/21	9:22:06	44.288	13.38
13/06/21	9:22:07	44.288	13.38
13/06/21	9:22:08	44.288	13.38
13/06/21	9:22:09	44.288	13.38
13/06/21	9:22:10	44.288	13.38
13/06/21	9:22:11	44.271	13.38
13/06/21	9:22:12	44.271	13.38
13/06/21	9:22:13	44.288	13.38
13/06/21	9:22:14	44.288	13.38
13/06/21	9:22:15	44.288	13.38
13/06/21	9:22:16	44.288	13.38
13/06/21	9:22:17	44.288	13.38
13/06/21	9:22:18	44.288	13.38
13/06/21	9:22:19	44.288	13.38
13/06/21	9:22:20	44.288	13.38
13/06/21	9:22:21	44.288	13.38
13/06/21	9:22:22	44.288	13.38
13/06/21	9:22:23	44.288	13.38
13/06/21	9:22:24	44.288	13.38
13/06/21	9:22:25	44.288	13.38
13/06/21	9:22:26	44.288	13.38

13/06/21	9:22:27	44.288	13.38
13/06/21	9:22:28	44.288	13.38
13/06/21	9:22:29	44.288	13.38
13/06/21	9:22:30	44.288	13.38
13/06/21	9:22:31	44.288	13.38
13/06/21	9:22:32	44.288	13.38
13/06/21	9:22:33	44.288	13.38
13/06/21	9:22:34	44.288	13.38
13/06/21	9:22:35	44.288	13.38
13/06/21	9:22:36	44.288	13.38
13/06/21	9:22:37	44.288	13.38
13/06/21	9:22:38	44.288	13.38
13/06/21	9:22:39	44.288	13.38
13/06/21	9:22:40	44.288	13.38
13/06/21	9:22:41	44.288	13.38
13/06/21	9:22:42	44.288	13.38
13/06/21	9:22:43	44.288	13.38
13/06/21	9:22:44	44.271	13.38
13/06/21	9:22:45	44.288	13.38
13/06/21	9:22:46	44.288	13.38
13/06/21	9:22:47	44.288	13.38
13/06/21	9:22:48	44.288	13.38
13/06/21	9:22:49	44.288	13.38
13/06/21	9:22:50	44.288	13.38
13/06/21	9:22:51	44.288	13.38
13/06/21	9:22:52	44.288	13.38
13/06/21	9:22:53	44.288	13.38
13/06/21	9:22:54	44.288	13.38
13/06/21	9:22:55	44.288	13.38
13/06/21	9:22:56	44.288	13.38
13/06/21	9:22:57	44.288	13.38
13/06/21	9:22:58	44.288	13.38
13/06/21	9:22:59	44.271	13.38
13/06/21	9:23:00	44.288	13.38
13/06/21	9:23:01	44.288	13.38
13/06/21	9:23:02	44.288	13.38
13/06/21	9:23:03	44.288	13.38
13/06/21	9:23:04	44.288	13.38
13/06/21	9:23:05	44.271	13.38
13/06/21	9:23:06	44.288	13.38
13/06/21	9:23:07	44.288	13.38
13/06/21	9:23:08	44.288	13.38
13/06/21	9:23:09	44.288	13.38
13/06/21	9:23:10	44.288	13.38
13/06/21	9:23:11	44.288	13.38
13/06/21	9:23:12	44.288	13.38
13/06/21	9:23:13	44.271	13.38
13/06/21	9:23:14	44.288	13.38
13/06/21	9:23:15	44.288	13.38
13/06/21	9:23:16	44.288	13.38
13/06/21	9:23:17	44.288	13.38
13/06/21	9:23:18	44.288	13.38
13/06/21	9:23:19	44.271	13.38
13/06/21	9:23:20	44.288	13.38
13/06/21	9:23:21	44.288	13.38
13/06/21	9:23:22	44.288	13.38

13/06/21	9:23:23	44.288	13.38
13/06/21	9:23:24	44.288	13.38
13/06/21	9:23:25	44.288	13.38
13/06/21	9:23:26	44.288	13.38
13/06/21	9:23:27	44.288	13.38
13/06/21	9:23:28	44.288	13.38
13/06/21	9:23:29	44.288	13.38
13/06/21	9:23:30	44.288	13.38
13/06/21	9:23:31	44.288	13.38
13/06/21	9:23:32	44.288	13.38
13/06/21	9:23:33	44.288	13.38
13/06/21	9:23:34	44.288	13.38
13/06/21	9:23:35	44.288	13.38
13/06/21	9:23:36	44.288	13.38
13/06/21	9:23:37	44.288	13.38
13/06/21	9:23:38	43.78	13.38
13/06/21	9:23:39	43.525	13.38
13/06/21	9:23:40	43.407	13.38
13/06/21	9:23:41	42.712	13.38
13/06/21	9:23:42	40.78	13.38
13/06/21	9:23:43	41.424	13.38
13/06/21	9:23:44	42.288	13.38
13/06/21	9:23:45	43.034	13.38
13/06/21	9:23:46	43.034	13.38
13/06/21	9:23:47	43.017	13.38
13/06/21	9:23:48	43.22	13.38
13/06/21	9:23:49	43.339	13.38
13/06/21	9:23:50	43.356	13.38
13/06/21	9:23:51	43.339	13.38
13/06/21	9:23:52	43.254	13.38
13/06/21	9:23:53	43.475	13.38
13/06/21	9:23:54	43.661	13.38
13/06/21	9:23:55	44.136	13.38
13/06/21	9:23:56	44.237	13.38
13/06/21	9:23:57	44.271	13.38
13/06/21	9:23:58	44.271	13.38
13/06/21	9:23:59	44.288	13.38
13/06/21	9:24:00	44.305	13.38
13/06/21	9:24:01	44.322	13.38
13/06/21	9:24:02	44.339	13.38
13/06/21	9:24:03	44.339	13.38
13/06/21	9:24:04	44.339	13.38
13/06/21	9:24:05	44.339	13.38
13/06/21	9:24:06	44.356	13.38
13/06/21	9:24:07	44.373	13.38
13/06/21	9:24:08	44.373	13.38
13/06/21	9:24:09	44.373	13.38
13/06/21	9:24:10	44.373	13.38
13/06/21	9:24:11	44.39	13.38
13/06/21	9:24:12	44.39	13.38
13/06/21	9:24:13	44.39	13.38
13/06/21	9:24:14	44.39	13.38
13/06/21	9:24:15	44.407	13.38
13/06/21	9:24:16	44.424	13.38
13/06/21	9:24:17	44.424	13.38
13/06/21	9:24:18	44.424	13.38

13/06/21	9:24:19	44.424	13.38
13/06/21	9:24:20	44.305	13.38
13/06/21	9:24:21	43.831	13.38
13/06/21	9:24:22	43.881	13.38
13/06/21	9:24:23	43.898	13.38
13/06/21	9:24:24	44.051	13.38
13/06/21	9:24:25	43.881	13.38
13/06/21	9:24:26	43.763	13.38
13/06/21	9:24:27	44.153	13.38
13/06/21	9:24:28	44.475	13.38
13/06/21	9:24:29	44.475	13.38
13/06/21	9:24:30	44.492	13.38
13/06/21	9:24:31	44.492	13.38
13/06/21	9:24:32	44.492	13.38
13/06/21	9:24:33	44.492	13.38
13/06/21	9:24:34	44.458	13.38
13/06/21	9:24:35	44.339	13.38
13/06/21	9:24:36	44.034	13.38
13/06/21	9:24:37	43.915	13.38
13/06/21	9:24:38	43.644	13.38
13/06/21	9:24:39	43.881	13.38
13/06/21	9:24:40	43.949	13.38
13/06/21	9:24:41	43.949	13.38
13/06/21	9:24:42	43.949	13.38
13/06/21	9:24:43	43.949	13.38
13/06/21	9:24:44	43.966	13.38
13/06/21	9:24:45	43.966	13.38
13/06/21	9:24:46	43.966	13.38
13/06/21	9:24:47	43.966	13.38
13/06/21	9:24:48	43.966	13.38
13/06/21	9:24:49	43.966	13.38
13/06/21	9:24:50	43.983	13.38
13/06/21	9:24:51	44	13.38
13/06/21	9:24:52	43.983	13.38
13/06/21	9:24:53	43.983	13.38
13/06/21	9:24:54	43.983	13.38
13/06/21	9:24:55	43.983	13.38
13/06/21	9:24:56	43.983	13.38
13/06/21	9:24:57	43.983	13.38
13/06/21	9:24:58	43.983	13.38
13/06/21	9:24:59	44	13.38
13/06/21	9:25:00	44	13.38
13/06/21	9:25:01	44	13.38
13/06/21	9:25:02	44	13.38
13/06/21	9:25:03	44	13.38
13/06/21	9:25:04	44	13.38
13/06/21	9:25:05	44	13.31
13/06/21	9:25:06	44	13.31
13/06/21	9:25:07	44	13.38
13/06/21	9:25:08	44	13.31
13/06/21	9:25:09	44.017	13.38
13/06/21	9:25:10	44.017	13.38
13/06/21	9:25:11	44.017	13.38
13/06/21	9:25:12	44.017	13.38
13/06/21	9:25:13	44.017	13.38
13/06/21	9:25:14	44.017	13.38

13/06/21	9:25:15	44.017	13.38
13/06/21	9:25:16	44.034	13.31
13/06/21	9:25:17	44.034	13.31
13/06/21	9:25:18	44.017	13.31
13/06/21	9:25:19	44.034	13.31
13/06/21	9:25:20	44.034	13.31
13/06/21	9:25:21	44.034	13.31
13/06/21	9:25:22	44.034	13.31
13/06/21	9:25:23	44.034	13.31
13/06/21	9:25:24	44.034	13.31
13/06/21	9:25:25	44.034	13.31
13/06/21	9:25:26	44.034	13.31
13/06/21	9:25:27	44.034	13.31
13/06/21	9:25:28	44.034	13.31
13/06/21	9:25:29	44.034	13.31
13/06/21	9:25:30	44.051	13.31
13/06/21	9:25:31	44.051	13.31
13/06/21	9:25:32	44.051	13.31
13/06/21	9:25:33	44.051	13.31
13/06/21	9:25:34	44.051	13.31
13/06/21	9:25:35	44.051	13.31
13/06/21	9:25:36	44.051	13.31
13/06/21	9:25:37	44.051	13.31
13/06/21	9:25:38	44.051	13.31
13/06/21	9:25:39	44.051	13.31
13/06/21	9:25:40	44.068	13.31
13/06/21	9:25:41	44.051	13.31
13/06/21	9:25:42	44.068	13.31
13/06/21	9:25:43	44.068	13.31
13/06/21	9:25:44	44.068	13.31
13/06/21	9:25:45	44.068	13.31
13/06/21	9:25:46	44.068	13.31
13/06/21	9:25:47	44.068	13.31
13/06/21	9:25:48	44.068	13.31
13/06/21	9:25:49	44.068	13.31
13/06/21	9:25:50	44.068	13.31
13/06/21	9:25:51	44.068	13.31
13/06/21	9:25:52	44.068	13.31
13/06/21	9:25:53	44.068	13.31
13/06/21	9:25:54	44.068	13.31
13/06/21	9:25:55	44.068	13.31
13/06/21	9:25:56	44.068	13.31
13/06/21	9:25:57	44.085	13.31
13/06/21	9:25:58	44.085	13.31
13/06/21	9:25:59	44.085	13.31
13/06/21	9:26:00	44.085	13.31
13/06/21	9:26:01	44.085	13.31
13/06/21	9:26:02	44.085	13.31
13/06/21	9:26:03	44.085	13.31
13/06/21	9:26:04	44.085	13.31
13/06/21	9:26:05	44.085	13.31
13/06/21	9:26:06	44.085	13.31
13/06/21	9:26:07	44.085	13.31
13/06/21	9:26:08	44.085	13.31
13/06/21	9:26:09	44.085	13.31
13/06/21	9:26:10	44.085	13.31

13/06/21	9:26:11	44.085	13.31
13/06/21	9:26:12	44.085	13.31
13/06/21	9:26:13	44.102	13.31
13/06/21	9:26:14	44.085	13.31
13/06/21	9:26:15	44.085	13.31
13/06/21	9:26:16	44.102	13.31
13/06/21	9:26:17	44.102	13.31
13/06/21	9:26:18	44.102	13.31
13/06/21	9:26:19	44.102	13.31
13/06/21	9:26:20	44.102	13.31
13/06/21	9:26:21	44.102	13.31
13/06/21	9:26:22	44.102	13.31
13/06/21	9:26:23	44.102	13.31
13/06/21	9:26:24	44.102	13.31
13/06/21	9:26:25	44.102	13.31
13/06/21	9:26:26	44.102	13.31
13/06/21	9:26:27	44.102	13.31
13/06/21	9:26:28	44.102	13.31
13/06/21	9:26:29	44.102	13.31
13/06/21	9:26:30	44.102	13.31
13/06/21	9:26:31	44.102	13.31
13/06/21	9:26:32	44.102	13.31
13/06/21	9:26:33	44.102	13.31
13/06/21	9:26:34	44.119	13.31
13/06/21	9:26:35	44.119	13.31
13/06/21	9:26:36	44.102	13.31
13/06/21	9:26:37	44.119	13.31
13/06/21	9:26:38	44.102	13.31
13/06/21	9:26:39	44.119	13.31
13/06/21	9:26:40	44.119	13.31
13/06/21	9:26:41	44.119	13.31
13/06/21	9:26:42	44.119	13.31
13/06/21	9:26:43	44.119	13.31
13/06/21	9:26:44	44.119	13.31
13/06/21	9:26:45	44.119	13.31
13/06/21	9:26:46	44.119	13.31
13/06/21	9:26:47	44.119	13.31
13/06/21	9:26:48	44.119	13.31
13/06/21	9:26:49	44.119	13.31
13/06/21	9:26:50	44.119	13.31
13/06/21	9:26:51	44.119	13.31
13/06/21	9:26:52	44.119	13.31
13/06/21	9:26:53	44.119	13.31
13/06/21	9:26:54	44.119	13.31
13/06/21	9:26:55	44.119	13.31
13/06/21	9:26:56	44.136	13.31
13/06/21	9:26:57	44.119	13.31
13/06/21	9:26:58	44.119	13.31
13/06/21	9:26:59	44.136	13.31
13/06/21	9:27:00	44.119	13.31
13/06/21	9:27:01	44.136	13.31
13/06/21	9:27:02	44.136	13.31
13/06/21	9:27:03	44.136	13.31
13/06/21	9:27:04	44.136	13.31
13/06/21	9:27:05	44.136	13.31
13/06/21	9:27:06	44.136	13.31

13/06/21	9:27:07	44.136	13.31
13/06/21	9:27:08	44.136	13.31
13/06/21	9:27:09	44.136	13.31
13/06/21	9:27:10	44.136	13.31
13/06/21	9:27:11	44.136	13.31
13/06/21	9:27:12	44.136	13.31
13/06/21	9:27:13	44.136	13.31
13/06/21	9:27:14	44.136	13.31
13/06/21	9:27:15	44.136	13.31
13/06/21	9:27:16	44.136	13.31
13/06/21	9:27:17	44.136	13.31
13/06/21	9:27:18	44.136	13.31
13/06/21	9:27:19	44.136	13.31
13/06/21	9:27:20	44.136	13.31
13/06/21	9:27:21	44.136	13.31
13/06/21	9:27:22	44.136	13.31
13/06/21	9:27:23	44.136	13.31
13/06/21	9:27:24	44.136	13.31
13/06/21	9:27:25	44.136	13.31
13/06/21	9:27:26	44.136	13.31
13/06/21	9:27:27	44.136	13.31
13/06/21	9:27:28	44.136	13.31
13/06/21	9:27:29	44.136	13.31
13/06/21	9:27:30	44.136	13.31
13/06/21	9:27:31	44.136	13.31
13/06/21	9:27:32	44.136	13.31
13/06/21	9:27:33	44.153	13.31
13/06/21	9:27:34	44.153	13.31
13/06/21	9:27:35	44.153	13.31
13/06/21	9:27:36	44.153	13.31
13/06/21	9:27:37	44.153	13.31
13/06/21	9:27:38	44.153	13.31
13/06/21	9:27:39	44.153	13.31
13/06/21	9:27:40	44.153	13.31
13/06/21	9:27:41	44.153	13.31
13/06/21	9:27:42	44.153	13.31
13/06/21	9:27:43	44.153	13.31
13/06/21	9:27:44	44.153	13.31
13/06/21	9:27:45	44.153	13.31
13/06/21	9:27:46	44.153	13.31
13/06/21	9:27:47	44.153	13.31
13/06/21	9:27:48	44.153	13.31
13/06/21	9:27:49	44.153	13.31
13/06/21	9:27:50	44.153	13.31
13/06/21	9:27:51	44.153	13.31
13/06/21	9:27:52	44.153	13.31
13/06/21	9:27:53	44.153	13.31
13/06/21	9:27:54	44.153	13.31
13/06/21	9:27:55	44.153	13.31
13/06/21	9:27:56	44.153	13.31
13/06/21	9:27:57	44.153	13.31
13/06/21	9:27:58	44.153	13.31
13/06/21	9:27:59	44.169	13.31
13/06/21	9:28:00	44.153	13.31
13/06/21	9:28:01	44.153	13.31
13/06/21	9:28:02	44.153	13.31

13/06/21	9:28:03	44.169	13.31
13/06/21	9:28:04	44.169	13.31
13/06/21	9:28:05	44.169	13.31
13/06/21	9:28:06	44.153	13.31
13/06/21	9:28:07	44.169	13.31
13/06/21	9:28:08	44.169	13.31
13/06/21	9:28:09	44.169	13.31
13/06/21	9:28:10	44.169	13.31
13/06/21	9:28:11	44.169	13.31
13/06/21	9:28:12	44.169	13.31
13/06/21	9:28:13	44.169	13.31
13/06/21	9:28:14	44.169	13.31
13/06/21	9:28:15	44.169	13.31
13/06/21	9:28:16	44.169	13.31
13/06/21	9:28:17	44.169	13.31
13/06/21	9:28:18	44.169	13.31
13/06/21	9:28:19	44.169	13.31
13/06/21	9:28:20	44.169	13.31
13/06/21	9:28:21	44.153	13.31
13/06/21	9:28:22	44.169	13.31
13/06/21	9:28:23	44.169	13.31
13/06/21	9:28:24	44.169	13.31
13/06/21	9:28:25	44.169	13.31
13/06/21	9:28:26	44.169	13.31
13/06/21	9:28:27	44.169	13.31
13/06/21	9:28:28	44.169	13.31
13/06/21	9:28:29	44.169	13.31
13/06/21	9:28:30	44.169	13.31
13/06/21	9:28:31	44.169	13.31
13/06/21	9:28:32	44.169	13.31
13/06/21	9:28:33	44.169	13.31
13/06/21	9:28:34	44.169	13.31
13/06/21	9:28:35	44.169	13.31
13/06/21	9:28:36	44.169	13.31
13/06/21	9:28:37	44.169	13.31
13/06/21	9:28:38	44.169	13.31
13/06/21	9:28:39	44.169	13.31
13/06/21	9:28:40	44.169	13.31
13/06/21	9:28:41	44.169	13.31
13/06/21	9:28:42	44.169	13.31
13/06/21	9:28:43	44.169	13.31
13/06/21	9:28:44	44.169	13.31
13/06/21	9:28:45	44.169	13.31
13/06/21	9:28:46	44.169	13.31
13/06/21	9:28:47	44.169	13.31
13/06/21	9:28:48	44.169	13.31
13/06/21	9:28:49	44.169	13.31
13/06/21	9:28:50	44.169	13.31
13/06/21	9:28:51	44.169	13.31
13/06/21	9:28:52	44.186	13.31
13/06/21	9:28:53	44.169	13.31
13/06/21	9:28:54	44.169	13.31
13/06/21	9:28:55	44.186	13.31
13/06/21	9:28:56	44.186	13.31
13/06/21	9:28:57	44.186	13.31
13/06/21	9:28:58	44.169	13.31

13/06/21	9:28:59	44.186	13.31
13/06/21	9:29:00	44.186	13.31
13/06/21	9:29:01	44.186	13.31
13/06/21	9:29:02	44.186	13.31
13/06/21	9:29:03	44.186	13.31
13/06/21	9:29:04	44.186	13.31
13/06/21	9:29:05	44.186	13.31
13/06/21	9:29:06	44.186	13.31
13/06/21	9:29:07	44.186	13.31
13/06/21	9:29:08	44.186	13.31
13/06/21	9:29:09	44.186	13.31
13/06/21	9:29:10	44.186	13.31
13/06/21	9:29:11	44.186	13.31
13/06/21	9:29:12	44.186	13.31
13/06/21	9:29:13	44.186	13.31
13/06/21	9:29:14	44.186	13.31
13/06/21	9:29:15	44.186	13.31
13/06/21	9:29:16	44.186	13.31
13/06/21	9:29:17	44.186	13.31
13/06/21	9:29:18	44.186	13.31
13/06/21	9:29:19	44.186	13.31
13/06/21	9:29:20	44.186	13.31
13/06/21	9:29:21	44.186	13.31
13/06/21	9:29:22	44.186	13.31
13/06/21	9:29:23	44.186	13.31
13/06/21	9:29:24	44.186	13.31
13/06/21	9:29:25	44.186	13.31
13/06/21	9:29:26	44.186	13.31
13/06/21	9:29:27	44.186	13.31
13/06/21	9:29:28	44.186	13.31
13/06/21	9:29:29	44.186	13.31
13/06/21	9:29:30	44.186	13.31
13/06/21	9:29:31	44.186	13.31
13/06/21	9:29:32	44.186	13.31
13/06/21	9:29:33	44.186	13.31
13/06/21	9:29:34	44.186	13.31
13/06/21	9:29:35	44.186	13.31
13/06/21	9:29:36	44.186	13.31
13/06/21	9:29:37	44.186	13.31
13/06/21	9:29:38	44.186	13.31
13/06/21	9:29:39	44.203	13.31
13/06/21	9:29:40	44.186	13.31
13/06/21	9:29:41	44.203	13.31
13/06/21	9:29:42	44.186	13.31
13/06/21	9:29:43	44.186	13.31
13/06/21	9:29:44	44.186	13.31
13/06/21	9:29:45	44.186	13.31
13/06/21	9:29:46	44.186	13.31
13/06/21	9:29:47	44.203	13.31
13/06/21	9:29:48	44.203	13.31
13/06/21	9:29:49	44.186	13.31
13/06/21	9:29:50	44.186	13.31
13/06/21	9:29:51	44.186	13.31
13/06/21	9:29:52	44.203	13.31
13/06/21	9:29:53	44.203	13.31
13/06/21	9:29:54	44.203	13.31

13/06/21	9:29:55	44.203	13.31
13/06/21	9:29:56	44.203	13.31
13/06/21	9:29:57	44.203	13.31
13/06/21	9:29:58	44.203	13.31
13/06/21	9:29:59	44.203	13.31
13/06/21	9:30:00	44.203	13.31
13/06/21	9:30:01	44.203	13.31
13/06/21	9:30:02	44.186	13.31
13/06/21	9:30:03	44.203	13.31
13/06/21	9:30:04	44.203	13.31
13/06/21	9:30:05	44.203	13.31
13/06/21	9:30:06	44.203	13.31
13/06/21	9:30:07	44.203	13.31
13/06/21	9:30:08	44.203	13.31
13/06/21	9:30:09	44.203	13.31
13/06/21	9:30:10	44.203	13.31
13/06/21	9:30:11	44.203	13.31
13/06/21	9:30:12	44.203	13.31
13/06/21	9:30:13	44.203	13.31
13/06/21	9:30:14	44.203	13.31
13/06/21	9:30:15	44.203	13.31
13/06/21	9:30:16	44.203	13.31
13/06/21	9:30:17	44.203	13.31
13/06/21	9:30:18	44.203	13.31
13/06/21	9:30:19	44.203	13.31
13/06/21	9:30:20	44.203	13.31
13/06/21	9:30:21	44.203	13.31
13/06/21	9:30:22	44.203	13.31
13/06/21	9:30:23	44.203	13.31
13/06/21	9:30:24	44.203	13.31
13/06/21	9:30:25	44.203	13.31
13/06/21	9:30:26	44.203	13.31
13/06/21	9:30:27	44.203	13.31
13/06/21	9:30:28	44.203	13.31
13/06/21	9:30:29	44.203	13.31
13/06/21	9:30:30	44.203	13.31
13/06/21	9:30:31	44.203	13.31
13/06/21	9:30:32	44.203	13.31
13/06/21	9:30:33	44.203	13.31
13/06/21	9:30:34	44.203	13.31
13/06/21	9:30:35	44.203	13.31
13/06/21	9:30:36	44.203	13.31
13/06/21	9:30:37	44.203	13.31
13/06/21	9:30:38	44.203	13.31
13/06/21	9:30:39	44.203	13.31
13/06/21	9:30:40	44.203	13.31
13/06/21	9:30:41	44.203	13.31
13/06/21	9:30:42	44.203	13.31
13/06/21	9:30:43	44.203	13.31
13/06/21	9:30:44	44.203	13.31
13/06/21	9:30:45	44.203	13.31
13/06/21	9:30:46	44.203	13.31
13/06/21	9:30:47	44.203	13.31
13/06/21	9:30:48	44.203	13.31
13/06/21	9:30:49	44.203	13.31
13/06/21	9:30:50	44.203	13.31

13/06/21	9:30:51	44.203	13.31
13/06/21	9:30:52	44.203	13.31
13/06/21	9:30:53	44.203	13.31
13/06/21	9:30:54	44.203	13.31
13/06/21	9:30:55	44.203	13.31
13/06/21	9:30:56	44.203	13.31
13/06/21	9:30:57	44.203	13.31
13/06/21	9:30:58	44.203	13.31
13/06/21	9:30:59	44.203	13.31
13/06/21	9:31:00	44.203	13.31
13/06/21	9:31:01	44.203	13.31
13/06/21	9:31:02	44.203	13.31
13/06/21	9:31:03	44.203	13.31
13/06/21	9:31:04	44.203	13.31
13/06/21	9:31:05	44.203	13.31
13/06/21	9:31:06	44.203	13.31
13/06/21	9:31:07	44.203	13.31
13/06/21	9:31:08	44.203	13.31
13/06/21	9:31:09	44.203	13.31
13/06/21	9:31:10	44.203	13.31
13/06/21	9:31:11	44.203	13.31
13/06/21	9:31:12	44.203	13.31
13/06/21	9:31:13	44.203	13.31
13/06/21	9:31:14	44.203	13.31
13/06/21	9:31:15	44.22	13.31
13/06/21	9:31:16	44.22	13.31
13/06/21	9:31:17	44.22	13.31
13/06/21	9:31:18	44.203	13.31
13/06/21	9:31:19	44.22	13.31
13/06/21	9:31:20	44.22	13.31
13/06/21	9:31:21	44.22	13.31
13/06/21	9:31:22	44.203	13.31
13/06/21	9:31:23	44.203	13.31
13/06/21	9:31:24	44.203	13.31
13/06/21	9:31:25	44.22	13.31
13/06/21	9:31:26	44.203	13.31
13/06/21	9:31:27	44.22	13.31
13/06/21	9:31:28	44.22	13.31
13/06/21	9:31:29	44.22	13.31
13/06/21	9:31:30	44.22	13.31
13/06/21	9:31:31	44.22	13.31
13/06/21	9:31:32	44.22	13.31
13/06/21	9:31:33	44.22	13.31
13/06/21	9:31:34	44.22	13.31
13/06/21	9:31:35	44.22	13.31
13/06/21	9:31:36	44.22	13.31
13/06/21	9:31:37	44.22	13.31
13/06/21	9:31:38	44.22	13.31
13/06/21	9:31:39	44.22	13.31
13/06/21	9:31:40	44.22	13.31
13/06/21	9:31:41	44.22	13.31
13/06/21	9:31:42	44.22	13.31
13/06/21	9:31:43	44.22	13.31
13/06/21	9:31:44	44.22	13.31
13/06/21	9:31:45	44.22	13.31
13/06/21	9:31:46	44.22	13.31

13/06/21	9:31:47	44.22	13.31
13/06/21	9:31:48	44.22	13.31
13/06/21	9:31:49	44.22	13.31
13/06/21	9:31:50	44.22	13.31
13/06/21	9:31:51	44.22	13.31
13/06/21	9:31:52	44.22	13.31
13/06/21	9:31:53	44.22	13.31
13/06/21	9:31:54	44.22	13.31
13/06/21	9:31:55	44.22	13.31
13/06/21	9:31:56	44.22	13.31
13/06/21	9:31:57	44.22	13.31
13/06/21	9:31:58	44.22	13.31
13/06/21	9:31:59	44.22	13.31
13/06/21	9:32:00	44.22	13.31
13/06/21	9:32:01	44.22	13.31
13/06/21	9:32:02	44.22	13.31
13/06/21	9:32:03	44.22	13.31
13/06/21	9:32:04	44.22	13.31
13/06/21	9:32:05	44.22	13.31
13/06/21	9:32:06	44.22	13.31
13/06/21	9:32:07	44.22	13.31
13/06/21	9:32:08	44.22	13.31
13/06/21	9:32:09	44.22	13.31
13/06/21	9:32:10	44.22	13.31
13/06/21	9:32:11	44.22	13.31
13/06/21	9:32:12	44.22	13.31
13/06/21	9:32:13	44.22	13.31
13/06/21	9:32:14	44.22	13.31
13/06/21	9:32:15	44.22	13.31
13/06/21	9:32:16	44.22	13.31
13/06/21	9:32:17	44.22	13.31
13/06/21	9:32:18	44.22	13.31
13/06/21	9:32:19	44.22	13.31
13/06/21	9:32:20	44.22	13.31
13/06/21	9:32:21	44.22	13.31
13/06/21	9:32:22	44.22	13.31
13/06/21	9:32:23	44.22	13.31
13/06/21	9:32:24	44.22	13.31
13/06/21	9:32:25	44.22	13.31
13/06/21	9:32:26	44.22	13.31
13/06/21	9:32:27	44.22	13.31
13/06/21	9:32:28	44.22	13.31
13/06/21	9:32:29	44.22	13.31
13/06/21	9:32:30	44.22	13.31
13/06/21	9:32:31	44.22	13.31
13/06/21	9:32:32	44.22	13.31
13/06/21	9:32:33	44.237	13.31
13/06/21	9:32:34	44.22	13.31
13/06/21	9:32:35	44.237	13.31
13/06/21	9:32:36	44.22	13.31
13/06/21	9:32:37	44.237	13.31
13/06/21	9:32:38	44.22	13.31
13/06/21	9:32:39	44.22	13.31
13/06/21	9:32:40	44.22	13.31
13/06/21	9:32:41	44.22	13.31
13/06/21	9:32:42	44.22	13.31

13/06/21	9:32:43	44.22	13.31
13/06/21	9:32:44	44.22	13.31
13/06/21	9:32:45	44.22	13.31
13/06/21	9:32:46	44.22	13.31
13/06/21	9:32:47	44.22	13.31
13/06/21	9:32:48	44.22	13.31
13/06/21	9:32:49	44.237	13.31
13/06/21	9:32:50	44.22	13.31
13/06/21	9:32:51	44.22	13.31
13/06/21	9:32:52	44.237	13.31
13/06/21	9:32:53	44.237	13.31
13/06/21	9:32:54	44.22	13.31
13/06/21	9:32:55	44.237	13.31
13/06/21	9:32:56	44.237	13.31
13/06/21	9:32:57	44.237	13.31
13/06/21	9:32:58	44.237	13.31
13/06/21	9:32:59	44.22	13.31
13/06/21	9:33:00	44.237	13.31
13/06/21	9:33:01	44.237	13.31
13/06/21	9:33:02	44.237	13.31
13/06/21	9:33:03	44.237	13.31
13/06/21	9:33:04	44.237	13.31
13/06/21	9:33:05	44.237	13.31
13/06/21	9:33:06	44.237	13.31
13/06/21	9:33:07	44.237	13.31
13/06/21	9:33:08	44.237	13.31
13/06/21	9:33:09	44.237	13.31
13/06/21	9:33:10	44.237	13.31
13/06/21	9:33:11	44.237	13.31
13/06/21	9:33:12	44.237	13.31
13/06/21	9:33:13	44.237	13.31
13/06/21	9:33:14	44.237	13.31
13/06/21	9:33:15	44.237	13.31
13/06/21	9:33:16	44.22	13.31
13/06/21	9:33:17	44.237	13.31
13/06/21	9:33:18	44.237	13.31
13/06/21	9:33:19	44.237	13.31
13/06/21	9:33:20	44.237	13.31
13/06/21	9:33:21	44.237	13.31
13/06/21	9:33:22	44.237	13.31
13/06/21	9:33:23	44.237	13.31
13/06/21	9:33:24	44.237	13.31
13/06/21	9:33:25	44.237	13.31
13/06/21	9:33:26	44.237	13.31
13/06/21	9:33:27	44.237	13.31
13/06/21	9:33:28	44.237	13.31
13/06/21	9:33:29	44.237	13.31
13/06/21	9:33:30	44.237	13.31
13/06/21	9:33:31	44.237	13.31
13/06/21	9:33:32	44.237	13.31
13/06/21	9:33:33	44.237	13.31
13/06/21	9:33:34	44.237	13.31
13/06/21	9:33:35	44.237	13.31
13/06/21	9:33:36	44.237	13.31
13/06/21	9:33:37	44.237	13.31
13/06/21	9:33:38	44.237	13.31

13/06/21	9:33:39	44.237	13.31
13/06/21	9:33:40	44.237	13.31
13/06/21	9:33:41	44.237	13.31
13/06/21	9:33:42	44.237	13.31
13/06/21	9:33:43	44.237	13.31
13/06/21	9:33:44	44.237	13.31
13/06/21	9:33:45	44.237	13.31
13/06/21	9:33:46	44.237	13.31
13/06/21	9:33:47	44.237	13.31
13/06/21	9:33:48	44.237	13.31
13/06/21	9:33:49	44.237	13.31
13/06/21	9:33:50	44.237	13.31
13/06/21	9:33:51	44.237	13.31
13/06/21	9:33:52	44.237	13.31
13/06/21	9:33:53	44.237	13.31
13/06/21	9:33:54	44.237	13.31
13/06/21	9:33:55	44.237	13.31
13/06/21	9:33:56	44.237	13.31
13/06/21	9:33:57	44.237	13.31
13/06/21	9:33:58	44.237	13.31
13/06/21	9:33:59	44.237	13.31
13/06/21	9:34:00	44.237	13.31
13/06/21	9:34:01	44.237	13.31
13/06/21	9:34:02	44.237	13.31
13/06/21	9:34:03	44.237	13.31
13/06/21	9:34:04	44.237	13.31
13/06/21	9:34:05	44.237	13.31
13/06/21	9:34:06	44.237	13.31
13/06/21	9:34:07	44.237	13.31
13/06/21	9:34:08	44.237	13.31
13/06/21	9:34:09	44.237	13.31
13/06/21	9:34:10	44.237	13.31
13/06/21	9:34:11	44.237	13.31
13/06/21	9:34:12	44.237	13.31
13/06/21	9:34:13	44.237	13.31
13/06/21	9:34:14	44.237	13.31
13/06/21	9:34:15	44.237	13.31
13/06/21	9:34:16	44.237	13.31
13/06/21	9:34:17	44.237	13.31
13/06/21	9:34:18	44.237	13.31
13/06/21	9:34:19	44.237	13.31
13/06/21	9:34:20	44.237	13.31
13/06/21	9:34:21	44.237	13.31
13/06/21	9:34:22	44.237	13.31
13/06/21	9:34:23	44.237	13.31
13/06/21	9:34:24	44.237	13.31
13/06/21	9:34:25	44.237	13.31
13/06/21	9:34:26	44.237	13.31
13/06/21	9:34:27	44.237	13.31
13/06/21	9:34:28	44.237	13.31
13/06/21	9:34:29	44.237	13.31
13/06/21	9:34:30	44.237	13.31
13/06/21	9:34:31	44.237	13.31
13/06/21	9:34:32	44.237	13.31
13/06/21	9:34:33	44.237	13.31
13/06/21	9:34:34	44.237	13.31

13/06/21	9:34:35	44.237	13.31
13/06/21	9:34:36	44.237	13.31
13/06/21	9:34:37	44.237	13.31
13/06/21	9:34:38	44.237	13.31
13/06/21	9:34:39	44.237	13.31
13/06/21	9:34:40	44.237	13.31
13/06/21	9:34:41	44.237	13.31
13/06/21	9:34:42	44.237	13.31
13/06/21	9:34:43	44.237	13.31
13/06/21	9:34:44	44.237	13.31
13/06/21	9:34:45	44.237	13.31
13/06/21	9:34:46	44.237	13.31
13/06/21	9:34:47	44.237	13.31
13/06/21	9:34:48	44.237	13.31
13/06/21	9:34:49	44.237	13.31
13/06/21	9:34:50	44.237	13.31
13/06/21	9:34:51	44.237	13.31
13/06/21	9:34:52	44.237	13.31
13/06/21	9:34:53	44.237	13.31
13/06/21	9:34:54	44.237	13.31
13/06/21	9:34:55	44.237	13.31
13/06/21	9:34:56	44.237	13.31
13/06/21	9:34:57	44.237	13.31
13/06/21	9:34:58	44.237	13.31
13/06/21	9:34:59	44.237	13.31
13/06/21	9:35:00	44.237	13.31
13/06/21	9:35:01	44.237	13.31
13/06/21	9:35:02	44.237	13.31
13/06/21	9:35:03	44.237	13.31
13/06/21	9:35:04	44.237	13.31
13/06/21	9:35:05	44.237	13.31
13/06/21	9:35:06	44.237	13.31
13/06/21	9:35:07	44.237	13.31
13/06/21	9:35:08	44.237	13.31
13/06/21	9:35:09	44.254	13.31
13/06/21	9:35:10	44.237	13.31
13/06/21	9:35:11	44.237	13.31
13/06/21	9:35:12	44.237	13.31
13/06/21	9:35:13	44.237	13.31
13/06/21	9:35:14	44.237	13.31
13/06/21	9:35:15	44.254	13.31
13/06/21	9:35:16	44.237	13.31
13/06/21	9:35:17	44.237	13.31
13/06/21	9:35:18	44.254	13.31
13/06/21	9:35:19	44.254	13.31
13/06/21	9:35:20	44.237	13.31
13/06/21	9:35:21	44.237	13.31
13/06/21	9:35:22	44.237	13.31
13/06/21	9:35:23	44.254	13.31
13/06/21	9:35:24	44.254	13.31
13/06/21	9:35:25	44.237	13.31
13/06/21	9:35:26	44.237	13.31
13/06/21	9:35:27	44.237	13.31
13/06/21	9:35:28	44.254	13.31
13/06/21	9:35:29	44.237	13.31
13/06/21	9:35:30	44.237	13.31

13/06/21	9:35:31	44.237	13.31
13/06/21	9:35:32	44.254	13.31
13/06/21	9:35:33	44.254	13.31
13/06/21	9:35:34	44.237	13.31
13/06/21	9:35:35	44.237	13.31
13/06/21	9:35:36	44.254	13.31
13/06/21	9:35:37	44.254	13.31
13/06/21	9:35:38	44.237	13.31
13/06/21	9:35:39	44.237	13.31
13/06/21	9:35:40	44.237	13.31
13/06/21	9:35:41	44.237	13.31
13/06/21	9:35:42	44.237	13.31
13/06/21	9:35:43	44.237	13.31
13/06/21	9:35:44	44.237	13.31
13/06/21	9:35:45	44.254	13.31
13/06/21	9:35:46	44.237	13.31
13/06/21	9:35:47	44.254	13.31
13/06/21	9:35:48	44.254	13.31
13/06/21	9:35:49	44.254	13.31
13/06/21	9:35:50	44.254	13.31
13/06/21	9:35:51	44.254	13.31
13/06/21	9:35:52	44.254	13.31
13/06/21	9:35:53	44.254	13.31
13/06/21	9:35:54	44.254	13.31
13/06/21	9:35:55	44.254	13.31
13/06/21	9:35:56	44.254	13.31
13/06/21	9:35:57	44.254	13.31
13/06/21	9:35:58	44.254	13.31
13/06/21	9:35:59	44.254	13.31
13/06/21	9:36:00	44.237	13.31
13/06/21	9:36:01	44.254	13.31
13/06/21	9:36:02	44.254	13.31
13/06/21	9:36:03	44.254	13.31
13/06/21	9:36:04	44.254	13.31
13/06/21	9:36:05	44.254	13.31
13/06/21	9:36:06	44.254	13.31
13/06/21	9:36:07	44.237	13.31
13/06/21	9:36:08	44.254	13.31
13/06/21	9:36:09	44.254	13.31
13/06/21	9:36:10	44.237	13.31
13/06/21	9:36:11	44.254	13.31
13/06/21	9:36:12	44.254	13.31
13/06/21	9:36:13	44.254	13.31
13/06/21	9:36:14	44.254	13.31
13/06/21	9:36:15	44.254	13.31
13/06/21	9:36:16	44.254	13.31
13/06/21	9:36:17	44.237	13.31
13/06/21	9:36:18	44.254	13.31
13/06/21	9:36:19	44.254	13.31
13/06/21	9:36:20	44.254	13.31
13/06/21	9:36:21	44.254	13.31
13/06/21	9:36:22	44.254	13.31
13/06/21	9:36:23	44.254	13.31
13/06/21	9:36:24	44.254	13.31
13/06/21	9:36:25	44.254	13.31
13/06/21	9:36:26	44.254	13.31

13/06/21	9:36:27	44.254	13.31
13/06/21	9:36:28	44.254	13.31
13/06/21	9:36:29	44.254	13.31
13/06/21	9:36:30	44.237	13.31
13/06/21	9:36:31	44.254	13.31
13/06/21	9:36:32	44.254	13.31
13/06/21	9:36:33	44.254	13.31
13/06/21	9:36:34	44.254	13.31
13/06/21	9:36:35	44.254	13.31
13/06/21	9:36:36	44.254	13.31
13/06/21	9:36:37	44.254	13.31
13/06/21	9:36:38	44.254	13.31
13/06/21	9:36:39	44.254	13.31
13/06/21	9:36:40	44.254	13.31
13/06/21	9:36:41	44.254	13.31
13/06/21	9:36:42	44.254	13.31
13/06/21	9:36:43	44.254	13.31
13/06/21	9:36:44	44.254	13.31
13/06/21	9:36:45	44.254	13.31
13/06/21	9:36:46	44.254	13.31
13/06/21	9:36:47	44.254	13.31
13/06/21	9:36:48	44.254	13.31
13/06/21	9:36:49	44.254	13.31
13/06/21	9:36:50	44.254	13.31
13/06/21	9:36:51	44.254	13.31
13/06/21	9:36:52	44.254	13.31
13/06/21	9:36:53	44.254	13.31
13/06/21	9:36:54	44.254	13.31
13/06/21	9:36:55	44.254	13.31
13/06/21	9:36:56	44.254	13.31
13/06/21	9:36:57	44.254	13.31
13/06/21	9:36:58	44.254	13.31
13/06/21	9:36:59	44.254	13.31
13/06/21	9:37:00	44.254	13.31
13/06/21	9:37:01	44.254	13.31
13/06/21	9:37:02	44.254	13.31
13/06/21	9:37:03	44.254	13.31
13/06/21	9:37:04	44.254	13.31
13/06/21	9:37:05	44.254	13.31
13/06/21	9:37:06	44.254	13.31
13/06/21	9:37:07	44.254	13.31
13/06/21	9:37:08	44.254	13.31
13/06/21	9:37:09	44.254	13.31
13/06/21	9:37:10	44.254	13.31
13/06/21	9:37:11	44.254	13.31
13/06/21	9:37:12	44.254	13.31
13/06/21	9:37:13	44.254	13.31
13/06/21	9:37:14	44.254	13.31
13/06/21	9:37:15	44.254	13.31
13/06/21	9:37:16	44.254	13.31
13/06/21	9:37:17	44.254	13.31
13/06/21	9:37:18	44.254	13.31
13/06/21	9:37:19	44.254	13.31
13/06/21	9:37:20	44.254	13.31
13/06/21	9:37:21	44.254	13.31
13/06/21	9:37:22	44.254	13.31

13/06/21	9:37:23	44.254	13.31
13/06/21	9:37:24	44.254	13.31
13/06/21	9:37:25	44.254	13.31
13/06/21	9:37:26	44.254	13.31
13/06/21	9:37:27	44.254	13.31
13/06/21	9:37:28	44.254	13.31
13/06/21	9:37:29	44.254	13.31
13/06/21	9:37:30	44.254	13.31
13/06/21	9:37:31	44.254	13.31
13/06/21	9:37:32	44.254	13.31
13/06/21	9:37:33	44.254	13.31
13/06/21	9:37:34	44.254	13.31
13/06/21	9:37:35	44.254	13.31
13/06/21	9:37:36	44.254	13.31
13/06/21	9:37:37	44.254	13.31
13/06/21	9:37:38	44.254	13.31
13/06/21	9:37:39	44.254	13.31
13/06/21	9:37:40	44.254	13.31
13/06/21	9:37:41	44.254	13.31
13/06/21	9:37:42	44.254	13.31
13/06/21	9:37:43	44.254	13.31
13/06/21	9:37:44	44.254	13.31
13/06/21	9:37:45	44.254	13.31
13/06/21	9:37:46	44.254	13.31
13/06/21	9:37:47	44.254	13.31
13/06/21	9:37:48	44.254	13.31
13/06/21	9:37:49	44.254	13.31
13/06/21	9:37:50	44.254	13.31
13/06/21	9:37:51	44.254	13.31
13/06/21	9:37:52	44.254	13.31
13/06/21	9:37:53	44.254	13.31
13/06/21	9:37:54	44.254	13.31
13/06/21	9:37:55	44.254	13.31
13/06/21	9:37:56	44.254	13.31
13/06/21	9:37:57	44.254	13.31
13/06/21	9:37:58	44.271	13.31
13/06/21	9:37:59	44.254	13.31
13/06/21	9:38:00	44.254	13.31
13/06/21	9:38:01	44.254	13.31
13/06/21	9:38:02	44.254	13.31
13/06/21	9:38:03	44.254	13.31
13/06/21	9:38:04	44.254	13.31
13/06/21	9:38:05	44.254	13.31
13/06/21	9:38:06	44.254	13.31
13/06/21	9:38:07	44.254	13.31
13/06/21	9:38:08	44.254	13.31
13/06/21	9:38:09	44.254	13.31
13/06/21	9:38:10	44.254	13.31
13/06/21	9:38:11	44.254	13.31
13/06/21	9:38:12	44.254	13.31
13/06/21	9:38:13	44.271	13.31
13/06/21	9:38:14	44.254	13.31
13/06/21	9:38:15	44.254	13.31
13/06/21	9:38:16	44.254	13.31
13/06/21	9:38:17	44.254	13.31
13/06/21	9:38:18	44.254	13.31

13/06/21	9:38:19	44.254	13.31
13/06/21	9:38:20	44.254	13.31
13/06/21	9:38:21	44.254	13.31
13/06/21	9:38:22	44.254	13.31
13/06/21	9:38:23	44.254	13.31
13/06/21	9:38:24	44.254	13.31
13/06/21	9:38:25	44.254	13.31
13/06/21	9:38:26	44.254	13.31
13/06/21	9:38:27	44.271	13.31
13/06/21	9:38:28	44.254	13.31
13/06/21	9:38:29	44.271	13.31
13/06/21	9:38:30	44.254	13.31
13/06/21	9:38:31	44.271	13.31
13/06/21	9:38:32	44.271	13.31
13/06/21	9:38:33	44.271	13.31
13/06/21	9:38:34	44.271	13.31
13/06/21	9:38:35	44.271	13.31
13/06/21	9:38:36	44.271	13.31
13/06/21	9:38:37	44.271	13.31
13/06/21	9:38:38	44.271	13.31
13/06/21	9:38:39	44.254	13.31
13/06/21	9:38:40	44.271	13.31
13/06/21	9:38:41	44.271	13.31
13/06/21	9:38:42	44.271	13.31
13/06/21	9:38:43	44.271	13.31
13/06/21	9:38:44	44.254	13.31
13/06/21	9:38:45	44.254	13.31
13/06/21	9:38:46	44.271	13.31
13/06/21	9:38:47	44.271	13.31
13/06/21	9:38:48	44.271	13.31
13/06/21	9:38:49	44.271	13.31
13/06/21	9:38:50	44.254	13.31
13/06/21	9:38:51	44.254	13.31
13/06/21	9:38:52	44.271	13.31
13/06/21	9:38:53	44.271	13.31
13/06/21	9:38:54	44.254	13.31
13/06/21	9:38:55	44.271	13.31
13/06/21	9:38:56	44.271	13.31
13/06/21	9:38:57	44.271	13.31
13/06/21	9:38:58	44.271	13.31
13/06/21	9:38:59	44.254	13.31
13/06/21	9:39:00	44.271	13.31
13/06/21	9:39:01	44.254	13.31
13/06/21	9:39:02	44.271	13.31
13/06/21	9:39:03	44.271	13.31
13/06/21	9:39:04	44.254	13.31
13/06/21	9:39:05	44.254	13.31
13/06/21	9:39:06	44.254	13.31
13/06/21	9:39:07	44.271	13.31
13/06/21	9:39:08	44.271	13.31
13/06/21	9:39:09	44.271	13.31
13/06/21	9:39:10	44.254	13.31
13/06/21	9:39:11	44.271	13.31
13/06/21	9:39:12	44.271	13.31
13/06/21	9:39:13	44.254	13.31
13/06/21	9:39:14	44.254	13.31

13/06/21	9:39:15	44.271	13.31
13/06/21	9:39:16	44.254	13.31
13/06/21	9:39:17	44.271	13.31
13/06/21	9:39:18	44.271	13.31
13/06/21	9:39:19	44.271	13.31
13/06/21	9:39:20	44.271	13.31
13/06/21	9:39:21	44.271	13.31
13/06/21	9:39:22	44.254	13.31
13/06/21	9:39:23	44.254	13.31
13/06/21	9:39:24	44.254	13.31
13/06/21	9:39:25	44.254	13.31
13/06/21	9:39:26	44.271	13.31
13/06/21	9:39:27	44.271	13.31
13/06/21	9:39:28	44.254	13.31
13/06/21	9:39:29	44.271	13.31
13/06/21	9:39:30	44.271	13.31
13/06/21	9:39:31	44.254	13.31
13/06/21	9:39:32	44.271	13.31
13/06/21	9:39:33	44.271	13.31
13/06/21	9:39:34	44.254	13.31
13/06/21	9:39:35	44.271	13.31
13/06/21	9:39:36	44.271	13.31
13/06/21	9:39:37	44.271	13.31
13/06/21	9:39:38	44.271	13.31
13/06/21	9:39:39	44.254	13.31
13/06/21	9:39:40	44.254	13.31
13/06/21	9:39:41	44.271	13.31
13/06/21	9:39:42	44.254	13.31
13/06/21	9:39:43	44.271	13.31
13/06/21	9:39:44	44.271	13.31
13/06/21	9:39:45	44.271	13.31
13/06/21	9:39:46	44.271	13.31
13/06/21	9:39:47	44.254	13.31
13/06/21	9:39:48	44.271	13.31
13/06/21	9:39:49	44.271	13.31
13/06/21	9:39:50	44.271	13.31
13/06/21	9:39:51	44.271	13.31
13/06/21	9:39:52	44.271	13.31
13/06/21	9:39:53	44.271	13.31
13/06/21	9:39:54	44.271	13.31
13/06/21	9:39:55	44.271	13.31
13/06/21	9:39:56	44.271	13.31
13/06/21	9:39:57	44.254	13.31
13/06/21	9:39:58	44.254	13.31
13/06/21	9:39:59	44.271	13.31
13/06/21	9:40:00	44.271	13.31
13/06/21	9:40:01	44.271	13.31
13/06/21	9:40:02	44.271	13.31
13/06/21	9:40:03	44.271	13.31
13/06/21	9:40:04	44.271	13.31
13/06/21	9:40:05	44.271	13.31
13/06/21	9:40:06	44.271	13.31
13/06/21	9:40:07	44.271	13.31
13/06/21	9:40:08	44.271	13.31
13/06/21	9:40:09	44.271	13.31
13/06/21	9:40:10	44.271	13.31

13/06/21	9:40:11	44.271	13.31
13/06/21	9:40:12	44.271	13.31
13/06/21	9:40:13	44.271	13.31
13/06/21	9:40:14	44.271	13.31
13/06/21	9:40:15	44.271	13.31
13/06/21	9:40:16	44.271	13.31
13/06/21	9:40:17	44.254	13.31
13/06/21	9:40:18	44.271	13.31
13/06/21	9:40:19	44.271	13.31
13/06/21	9:40:20	44.271	13.31
13/06/21	9:40:21	44.271	13.31
13/06/21	9:40:22	44.271	13.31
13/06/21	9:40:23	44.271	13.31
13/06/21	9:40:24	44.271	13.31
13/06/21	9:40:25	44.271	13.31
13/06/21	9:40:26	44.271	13.31
13/06/21	9:40:27	44.271	13.31
13/06/21	9:40:28	44.271	13.31
13/06/21	9:40:29	44.271	13.31
13/06/21	9:40:30	44.271	13.31
13/06/21	9:40:31	44.271	13.31
13/06/21	9:40:32	44.271	13.31
13/06/21	9:40:33	44.271	13.31
13/06/21	9:40:34	44.271	13.31
13/06/21	9:40:35	44.271	13.31
13/06/21	9:40:36	44.271	13.31
13/06/21	9:40:37	44.271	13.31
13/06/21	9:40:38	44.271	13.31
13/06/21	9:40:39	44.271	13.31
13/06/21	9:40:40	44.271	13.31
13/06/21	9:40:41	44.271	13.31
13/06/21	9:40:42	44.271	13.31
13/06/21	9:40:43	44.271	13.31
13/06/21	9:40:44	44.254	13.31
13/06/21	9:40:45	44.271	13.31
13/06/21	9:40:46	44.271	13.31
13/06/21	9:40:47	44.271	13.31
13/06/21	9:40:48	44.271	13.31
13/06/21	9:40:49	44.271	13.31
13/06/21	9:40:50	44.271	13.31
13/06/21	9:40:51	44.271	13.31
13/06/21	9:40:52	44.271	13.31
13/06/21	9:40:53	44.271	13.31
13/06/21	9:40:54	44.271	13.31
13/06/21	9:40:55	44.271	13.31
13/06/21	9:40:56	44.271	13.31
13/06/21	9:40:57	44.271	13.31
13/06/21	9:40:58	44.271	13.31
13/06/21	9:40:59	44.271	13.31
13/06/21	9:41:00	44.271	13.31
13/06/21	9:41:01	44.271	13.31
13/06/21	9:41:02	44.271	13.31
13/06/21	9:41:03	44.271	13.31
13/06/21	9:41:04	44.271	13.31
13/06/21	9:41:05	44.271	13.31
13/06/21	9:41:06	44.271	13.31

13/06/21	9:41:07	44.271	13.31
13/06/21	9:41:08	44.271	13.31
13/06/21	9:41:09	44.271	13.31
13/06/21	9:41:10	44.271	13.31
13/06/21	9:41:11	44.271	13.31
13/06/21	9:41:12	44.271	13.31
13/06/21	9:41:13	44.271	13.31
13/06/21	9:41:14	44.271	13.31
13/06/21	9:41:15	44.271	13.31
13/06/21	9:41:16	44.271	13.31
13/06/21	9:41:17	44.271	13.31
13/06/21	9:41:18	44.271	13.31
13/06/21	9:41:19	44.271	13.31
13/06/21	9:41:20	44.271	13.31
13/06/21	9:41:21	44.271	13.31
13/06/21	9:41:22	44.271	13.31
13/06/21	9:41:23	44.271	13.31
13/06/21	9:41:24	44.271	13.31
13/06/21	9:41:25	44.271	13.31
13/06/21	9:41:26	44.271	13.31
13/06/21	9:41:27	44.271	13.31
13/06/21	9:41:28	44.271	13.31
13/06/21	9:41:29	44.271	13.31
13/06/21	9:41:30	44.271	13.31
13/06/21	9:41:31	44.271	13.31
13/06/21	9:41:32	44.271	13.31
13/06/21	9:41:33	44.271	13.31
13/06/21	9:41:34	44.271	13.31
13/06/21	9:41:35	44.271	13.31
13/06/21	9:41:36	44.271	13.31
13/06/21	9:41:37	44.271	13.31
13/06/21	9:41:38	44.271	13.31
13/06/21	9:41:39	44.271	13.31
13/06/21	9:41:40	44.271	13.31
13/06/21	9:41:41	44.271	13.31
13/06/21	9:41:42	44.271	13.31
13/06/21	9:41:43	44.271	13.31
13/06/21	9:41:44	44.271	13.31
13/06/21	9:41:45	44.271	13.31
13/06/21	9:41:46	44.271	13.31
13/06/21	9:41:47	44.271	13.31
13/06/21	9:41:48	44.271	13.31
13/06/21	9:41:49	44.271	13.31
13/06/21	9:41:50	44.271	13.31
13/06/21	9:41:51	44.271	13.31
13/06/21	9:41:52	44.271	13.31
13/06/21	9:41:53	44.271	13.31
13/06/21	9:41:54	44.271	13.31
13/06/21	9:41:55	44.271	13.31
13/06/21	9:41:56	44.271	13.31
13/06/21	9:41:57	44.271	13.31
13/06/21	9:41:58	44.271	13.31
13/06/21	9:41:59	44.271	13.31
13/06/21	9:42:00	44.271	13.31
13/06/21	9:42:01	44.271	13.31
13/06/21	9:42:02	44.271	13.31

13/06/21	9:42:03	44.271	13.31
13/06/21	9:42:04	44.271	13.31
13/06/21	9:42:05	44.271	13.31
13/06/21	9:42:06	44.271	13.31
13/06/21	9:42:07	44.271	13.31
13/06/21	9:42:08	44.271	13.31
13/06/21	9:42:09	44.271	13.31
13/06/21	9:42:10	44.271	13.31
13/06/21	9:42:11	44.271	13.31
13/06/21	9:42:12	44.271	13.31
13/06/21	9:42:13	44.271	13.31
13/06/21	9:42:14	44.271	13.31
13/06/21	9:42:15	44.271	13.31
13/06/21	9:42:16	44.271	13.31
13/06/21	9:42:17	44.271	13.31
13/06/21	9:42:18	44.271	13.31
13/06/21	9:42:19	44.271	13.31
13/06/21	9:42:20	44.271	13.31
13/06/21	9:42:21	44.271	13.31
13/06/21	9:42:22	44.271	13.31
13/06/21	9:42:23	44.271	13.31
13/06/21	9:42:24	44.271	13.31
13/06/21	9:42:25	44.271	13.31
13/06/21	9:42:26	44.271	13.31
13/06/21	9:42:27	44.271	13.31
13/06/21	9:42:28	44.271	13.31
13/06/21	9:42:29	44.271	13.31
13/06/21	9:42:30	44.271	13.31
13/06/21	9:42:31	44.271	13.31
13/06/21	9:42:32	44.271	13.31
13/06/21	9:42:33	44.271	13.31
13/06/21	9:42:34	44.271	13.31
13/06/21	9:42:35	44.271	13.31
13/06/21	9:42:36	44.271	13.31
13/06/21	9:42:37	44.271	13.31
13/06/21	9:42:38	44.271	13.31
13/06/21	9:42:39	44.271	13.31
13/06/21	9:42:40	44.271	13.31
13/06/21	9:42:41	44.271	13.31
13/06/21	9:42:42	44.271	13.31
13/06/21	9:42:43	44.271	13.31
13/06/21	9:42:44	44.271	13.31
13/06/21	9:42:45	44.271	13.31
13/06/21	9:42:46	44.271	13.31
13/06/21	9:42:47	44.271	13.31
13/06/21	9:42:48	44.271	13.31
13/06/21	9:42:49	44.271	13.31
13/06/21	9:42:50	44.271	13.31
13/06/21	9:42:51	44.271	13.31
13/06/21	9:42:52	44.271	13.31
13/06/21	9:42:53	44.271	13.31
13/06/21	9:42:54	44.271	13.31
13/06/21	9:42:55	44.271	13.31
13/06/21	9:42:56	44.271	13.31
13/06/21	9:42:57	44.271	13.31
13/06/21	9:42:58	44.271	13.31

13/06/21	9:42:59	44.271	13.31
13/06/21	9:43:00	44.271	13.31
13/06/21	9:43:01	44.271	13.31
13/06/21	9:43:02	44.271	13.31
13/06/21	9:43:03	44.271	13.31
13/06/21	9:43:04	44.271	13.31
13/06/21	9:43:05	44.271	13.31
13/06/21	9:43:06	44.271	13.31
13/06/21	9:43:07	44.271	13.31
13/06/21	9:43:08	44.254	13.31
13/06/21	9:43:09	44.271	13.31
13/06/21	9:43:10	44.271	13.31
13/06/21	9:43:11	44.271	13.31
13/06/21	9:43:12	44.271	13.31
13/06/21	9:43:13	44.271	13.31
13/06/21	9:43:14	44.271	13.31
13/06/21	9:43:15	44.271	13.31
13/06/21	9:43:16	44.271	13.31
13/06/21	9:43:17	44.271	13.31
13/06/21	9:43:18	44.271	13.31
13/06/21	9:43:19	44.271	13.31
13/06/21	9:43:20	44.271	13.31
13/06/21	9:43:21	44.271	13.31
13/06/21	9:43:22	44.271	13.31
13/06/21	9:43:23	44.271	13.31
13/06/21	9:43:24	44.271	13.31
13/06/21	9:43:25	44.271	13.31
13/06/21	9:43:26	44.271	13.31
13/06/21	9:43:27	44.271	13.31
13/06/21	9:43:28	44.271	13.31
13/06/21	9:43:29	44.271	13.31
13/06/21	9:43:30	44.271	13.31
13/06/21	9:43:31	44.271	13.31
13/06/21	9:43:32	44.271	13.31
13/06/21	9:43:33	44.271	13.31
13/06/21	9:43:34	44.271	13.31
13/06/21	9:43:35	44.271	13.31
13/06/21	9:43:36	44.271	13.31
13/06/21	9:43:37	44.271	13.31
13/06/21	9:43:38	44.271	13.31
13/06/21	9:43:39	44.271	13.31
13/06/21	9:43:40	44.271	13.31
13/06/21	9:43:41	44.271	13.31
13/06/21	9:43:42	44.271	13.31
13/06/21	9:43:43	44.271	13.31
13/06/21	9:43:44	44.271	13.31
13/06/21	9:43:45	44.271	13.31
13/06/21	9:43:46	44.271	13.31
13/06/21	9:43:47	44.271	13.31
13/06/21	9:43:48	44.271	13.31
13/06/21	9:43:49	44.271	13.31
13/06/21	9:43:50	44.271	13.31
13/06/21	9:43:51	44.271	13.31
13/06/21	9:43:52	44.271	13.31
13/06/21	9:43:53	44.271	13.31
13/06/21	9:43:54	44.271	13.31

13/06/21	9:43:55	44.271	13.31
13/06/21	9:43:56	44.271	13.31
13/06/21	9:43:57	44.271	13.31
13/06/21	9:43:58	44.271	13.31
13/06/21	9:43:59	44.271	13.31
13/06/21	9:44:00	44.271	13.31
13/06/21	9:44:01	44.271	13.31
13/06/21	9:44:02	44.271	13.31
13/06/21	9:44:03	44.271	13.31
13/06/21	9:44:04	44.271	13.31
13/06/21	9:44:05	44.271	13.31
13/06/21	9:44:06	44.271	13.31
13/06/21	9:44:07	44.271	13.31
13/06/21	9:44:08	44.271	13.31
13/06/21	9:44:09	44.271	13.31
13/06/21	9:44:10	44.271	13.31
13/06/21	9:44:11	44.271	13.31
13/06/21	9:44:12	44.271	13.31
13/06/21	9:44:13	44.271	13.31
13/06/21	9:44:14	44.271	13.31
13/06/21	9:44:15	44.271	13.31
13/06/21	9:44:16	44.271	13.31
13/06/21	9:44:17	44.271	13.31
13/06/21	9:44:18	44.271	13.31
13/06/21	9:44:19	44.271	13.31
13/06/21	9:44:20	44.271	13.31
13/06/21	9:44:21	44.271	13.31
13/06/21	9:44:22	44.288	13.31
13/06/21	9:44:23	44.271	13.31
13/06/21	9:44:24	44.271	13.31
13/06/21	9:44:25	44.271	13.31
13/06/21	9:44:26	44.271	13.31
13/06/21	9:44:27	44.271	13.31
13/06/21	9:44:28	44.271	13.31
13/06/21	9:44:29	44.271	13.31
13/06/21	9:44:30	44.271	13.31
13/06/21	9:44:31	44.271	13.31
13/06/21	9:44:32	44.271	13.31
13/06/21	9:44:33	44.271	13.31
13/06/21	9:44:34	44.271	13.31
13/06/21	9:44:35	44.271	13.31
13/06/21	9:44:36	44.271	13.31
13/06/21	9:44:37	44.271	13.31
13/06/21	9:44:38	44.271	13.31
13/06/21	9:44:39	44.271	13.31
13/06/21	9:44:40	44.271	13.31
13/06/21	9:44:41	44.271	13.31
13/06/21	9:44:42	44.271	13.31
13/06/21	9:44:43	44.271	13.31
13/06/21	9:44:44	44.271	13.31
13/06/21	9:44:45	44.271	13.31
13/06/21	9:44:46	44.271	13.31
13/06/21	9:44:47	44.271	13.31
13/06/21	9:44:48	44.271	13.31
13/06/21	9:44:49	44.271	13.31
13/06/21	9:44:50	44.271	13.31

13/06/21	9:44:51	44.271	13.31
13/06/21	9:44:52	44.271	13.31
13/06/21	9:44:53	44.271	13.31
13/06/21	9:44:54	44.271	13.31
13/06/21	9:44:55	44.271	13.31
13/06/21	9:44:56	44.271	13.31
13/06/21	9:44:57	44.271	13.31
13/06/21	9:44:58	44.271	13.31
13/06/21	9:44:59	44.271	13.31
13/06/21	9:45:00	44.271	13.31
13/06/21	9:45:01	44.271	13.31
13/06/21	9:45:02	44.271	13.31
13/06/21	9:45:03	44.271	13.31
13/06/21	9:45:04	44.271	13.31
13/06/21	9:45:05	44.271	13.31
13/06/21	9:45:06	44.271	13.31
13/06/21	9:45:07	44.271	13.31
13/06/21	9:45:08	44.271	13.31
13/06/21	9:45:09	44.271	13.31
13/06/21	9:45:10	44.271	13.31
13/06/21	9:45:11	44.271	13.31
13/06/21	9:45:12	44.271	13.31
13/06/21	9:45:13	44.271	13.31
13/06/21	9:45:14	44.271	13.31
13/06/21	9:45:15	44.271	13.31
13/06/21	9:45:16	44.271	13.31
13/06/21	9:45:17	44.271	13.31
13/06/21	9:45:18	44.271	13.31
13/06/21	9:45:19	44.271	13.31
13/06/21	9:45:20	44.271	13.31
13/06/21	9:45:21	44.271	13.31
13/06/21	9:45:22	44.271	13.31
13/06/21	9:45:23	44.271	13.31
13/06/21	9:45:24	44.288	13.31
13/06/21	9:45:25	44.288	13.31
13/06/21	9:45:26	44.271	13.31
13/06/21	9:45:27	44.271	13.31
13/06/21	9:45:28	44.271	13.31
13/06/21	9:45:29	44.271	13.31
13/06/21	9:45:30	44.271	13.31
13/06/21	9:45:31	44.288	13.31
13/06/21	9:45:32	44.288	13.31
13/06/21	9:45:33	44.271	13.31
13/06/21	9:45:34	44.271	13.31
13/06/21	9:45:35	44.271	13.31
13/06/21	9:45:36	44.271	13.31
13/06/21	9:45:37	44.271	13.31
13/06/21	9:45:38	44.271	13.31
13/06/21	9:45:39	44.288	13.31
13/06/21	9:45:40	44.271	13.31
13/06/21	9:45:41	44.271	13.31
13/06/21	9:45:42	44.271	13.31
13/06/21	9:45:43	44.271	13.31
13/06/21	9:45:44	44.271	13.31
13/06/21	9:45:45	44.288	13.31
13/06/21	9:45:46	44.271	13.31

13/06/21	9:45:47	44.271	13.31
13/06/21	9:45:48	44.271	13.31
13/06/21	9:45:49	44.271	13.31
13/06/21	9:45:50	44.271	13.31
13/06/21	9:45:51	44.288	13.31
13/06/21	9:45:52	44.271	13.31
13/06/21	9:45:53	44.271	13.31
13/06/21	9:45:54	44.288	13.31
13/06/21	9:45:55	44.271	13.31
13/06/21	9:45:56	44.271	13.31
13/06/21	9:45:57	44.271	13.31
13/06/21	9:45:58	44.271	13.31
13/06/21	9:45:59	44.271	13.31
13/06/21	9:46:00	44.288	13.31
13/06/21	9:46:01	44.271	13.31
13/06/21	9:46:02	44.271	13.31
13/06/21	9:46:03	44.288	13.31
13/06/21	9:46:04	44.271	13.31
13/06/21	9:46:05	44.288	13.31
13/06/21	9:46:06	44.271	13.31
13/06/21	9:46:07	44.271	13.31
13/06/21	9:46:08	44.271	13.31
13/06/21	9:46:09	44.271	13.31
13/06/21	9:46:10	44.271	13.31
13/06/21	9:46:11	44.288	13.31
13/06/21	9:46:12	44.288	13.31
13/06/21	9:46:13	44.271	13.31
13/06/21	9:46:14	44.288	13.31
13/06/21	9:46:15	44.271	13.31
13/06/21	9:46:16	44.271	13.31
13/06/21	9:46:17	44.271	13.31
13/06/21	9:46:18	44.271	13.31
13/06/21	9:46:19	44.271	13.31
13/06/21	9:46:20	44.288	13.31
13/06/21	9:46:21	44.271	13.31
13/06/21	9:46:22	44.288	13.31
13/06/21	9:46:23	44.271	13.31
13/06/21	9:46:24	44.288	13.31
13/06/21	9:46:25	44.288	13.31
13/06/21	9:46:26	44.271	13.31
13/06/21	9:46:27	44.271	13.31
13/06/21	9:46:28	44.271	13.31
13/06/21	9:46:29	44.271	13.31
13/06/21	9:46:30	44.288	13.31
13/06/21	9:46:31	44.288	13.31
13/06/21	9:46:32	44.288	13.31
13/06/21	9:46:33	44.271	13.31
13/06/21	9:46:34	44.271	13.31
13/06/21	9:46:35	44.271	13.31
13/06/21	9:46:36	44.271	13.31
13/06/21	9:46:37	44.288	13.31
13/06/21	9:46:38	44.271	13.31
13/06/21	9:46:39	44.271	13.31
13/06/21	9:46:40	44.288	13.31
13/06/21	9:46:41	44.271	13.31
13/06/21	9:46:42	44.271	13.31

13/06/21	9:46:43	44.271	13.31
13/06/21	9:46:44	44.288	13.31
13/06/21	9:46:45	44.271	13.31
13/06/21	9:46:46	44.271	13.31
13/06/21	9:46:47	44.288	13.31
13/06/21	9:46:48	44.271	13.31
13/06/21	9:46:49	44.288	13.31
13/06/21	9:46:50	44.271	13.31
13/06/21	9:46:51	44.288	13.31
13/06/21	9:46:52	44.271	13.31
13/06/21	9:46:53	44.271	13.31
13/06/21	9:46:54	44.288	13.31
13/06/21	9:46:55	44.271	13.31
13/06/21	9:46:56	44.288	13.31
13/06/21	9:46:57	44.271	13.31
13/06/21	9:46:58	44.271	13.31
13/06/21	9:46:59	44.288	13.31
13/06/21	9:47:00	44.271	13.31
13/06/21	9:47:01	44.271	13.31
13/06/21	9:47:02	44.288	13.31
13/06/21	9:47:03	44.288	13.31
13/06/21	9:47:04	44.271	13.31
13/06/21	9:47:05	44.271	13.31
13/06/21	9:47:06	44.288	13.31
13/06/21	9:47:07	44.288	13.31
13/06/21	9:47:08	44.288	13.31
13/06/21	9:47:09	44.271	13.31
13/06/21	9:47:10	44.288	13.31
13/06/21	9:47:11	44.288	13.31
13/06/21	9:47:12	44.288	13.31
13/06/21	9:47:13	44.271	13.31
13/06/21	9:47:14	44.288	13.31
13/06/21	9:47:15	44.288	13.31
13/06/21	9:47:16	44.288	13.31
13/06/21	9:47:17	44.288	13.31
13/06/21	9:47:18	44.288	13.31
13/06/21	9:47:19	44.288	13.31
13/06/21	9:47:20	44.288	13.31
13/06/21	9:47:21	44.288	13.31
13/06/21	9:47:22	44.288	13.31
13/06/21	9:47:23	44.288	13.31
13/06/21	9:47:24	44.288	13.31
13/06/21	9:47:25	44.288	13.31
13/06/21	9:47:26	44.288	13.31
13/06/21	9:47:27	44.288	13.31
13/06/21	9:47:28	44.288	13.31
13/06/21	9:47:29	44.288	13.31
13/06/21	9:47:30	44.288	13.31
13/06/21	9:47:31	44.271	13.31
13/06/21	9:47:32	44.271	13.31
13/06/21	9:47:33	44.288	13.31
13/06/21	9:47:34	44.288	13.31
13/06/21	9:47:35	44.288	13.31
13/06/21	9:47:36	44.288	13.31
13/06/21	9:47:37	44.288	13.31
13/06/21	9:47:38	44.288	13.31

13/06/21	9:47:39	44.271	13.31
13/06/21	9:47:40	44.288	13.31
13/06/21	9:47:41	44.288	13.31
13/06/21	9:47:42	44.288	13.31
13/06/21	9:47:43	44.288	13.31
13/06/21	9:47:44	44.288	13.31
13/06/21	9:47:45	44.288	13.31
13/06/21	9:47:46	44.288	13.31
13/06/21	9:47:47	44.288	13.31
13/06/21	9:47:48	44.271	13.31
13/06/21	9:47:49	44.288	13.31
13/06/21	9:47:50	44.288	13.31
13/06/21	9:47:51	44.271	13.31
13/06/21	9:47:52	44.288	13.31
13/06/21	9:47:53	44.288	13.31
13/06/21	9:47:54	44.288	13.31
13/06/21	9:47:55	44.288	13.31
13/06/21	9:47:56	44.288	13.31
13/06/21	9:47:57	44.288	13.31
13/06/21	9:47:58	44.271	13.31
13/06/21	9:47:59	44.288	13.31
13/06/21	9:48:00	44.271	13.31
13/06/21	9:48:01	44.271	13.31
13/06/21	9:48:02	44.288	13.31
13/06/21	9:48:03	44.288	13.31
13/06/21	9:48:04	44.288	13.31
13/06/21	9:48:05	44.288	13.31
13/06/21	9:48:06	44.271	13.31
13/06/21	9:48:07	44.288	13.31
13/06/21	9:48:08	44.271	13.31
13/06/21	9:48:09	44.288	13.31
13/06/21	9:48:10	44.288	13.31
13/06/21	9:48:11	44.288	13.31
13/06/21	9:48:12	44.288	13.31
13/06/21	9:48:13	44.288	13.31
13/06/21	9:48:14	44.288	13.31
13/06/21	9:48:15	44.271	13.31
13/06/21	9:48:16	44.288	13.31
13/06/21	9:48:17	44.271	13.31
13/06/21	9:48:18	44.288	13.31
13/06/21	9:48:19	44.288	13.31
13/06/21	9:48:20	44.288	13.31
13/06/21	9:48:21	44.288	13.31
13/06/21	9:48:22	44.288	13.31
13/06/21	9:48:23	44.271	13.31
13/06/21	9:48:24	44.288	13.31
13/06/21	9:48:25	44.271	13.31
13/06/21	9:48:26	44.288	13.31
13/06/21	9:48:27	44.288	13.31
13/06/21	9:48:28	44.288	13.31
13/06/21	9:48:29	44.288	13.31
13/06/21	9:48:30	44.288	13.31
13/06/21	9:48:31	44.288	13.31
13/06/21	9:48:32	44.288	13.31
13/06/21	9:48:33	44.288	13.31
13/06/21	9:48:34	44.288	13.31

13/06/21	9:48:35	44.271	13.31
13/06/21	9:48:36	44.271	13.31
13/06/21	9:48:37	44.288	13.31
13/06/21	9:48:38	44.271	13.31
13/06/21	9:48:39	44.288	13.31
13/06/21	9:48:40	44.288	13.31
13/06/21	9:48:41	44.288	13.31
13/06/21	9:48:42	44.288	13.31
13/06/21	9:48:43	44.288	13.31
13/06/21	9:48:44	44.288	13.31
13/06/21	9:48:45	44.271	13.31
13/06/21	9:48:46	44.271	13.31
13/06/21	9:48:47	44.288	13.31
13/06/21	9:48:48	44.271	13.31
13/06/21	9:48:49	44.288	13.31
13/06/21	9:48:50	44.288	13.31
13/06/21	9:48:51	44.288	13.31
13/06/21	9:48:52	44.288	13.31
13/06/21	9:48:53	44.288	13.31
13/06/21	9:48:54	44.271	13.31
13/06/21	9:48:55	44.288	13.31
13/06/21	9:48:56	44.288	13.31
13/06/21	9:48:57	44.288	13.31
13/06/21	9:48:58	44.288	13.31
13/06/21	9:48:59	44.288	13.31
13/06/21	9:49:00	44.271	13.31
13/06/21	9:49:01	44.288	13.31
13/06/21	9:49:02	44.288	13.31
13/06/21	9:49:03	44.288	13.31
13/06/21	9:49:04	44.288	13.31
13/06/21	9:49:05	44.288	13.31
13/06/21	9:49:06	44.288	13.31
13/06/21	9:49:07	44.271	13.31
13/06/21	9:49:08	44.288	13.31
13/06/21	9:49:09	44.288	13.31
13/06/21	9:49:10	44.271	13.31
13/06/21	9:49:11	44.288	13.31
13/06/21	9:49:12	44.288	13.31
13/06/21	9:49:13	44.288	13.31
13/06/21	9:49:14	44.271	13.31
13/06/21	9:49:15	44.288	13.31
13/06/21	9:49:16	44.271	13.31
13/06/21	9:49:17	44.288	13.31
13/06/21	9:49:18	44.271	13.31
13/06/21	9:49:19	44.271	13.31
13/06/21	9:49:20	44.288	13.31
13/06/21	9:49:21	44.288	13.31
13/06/21	9:49:22	44.288	13.31
13/06/21	9:49:23	44.271	13.31
13/06/21	9:49:24	44.288	13.31
13/06/21	9:49:25	44.288	13.31
13/06/21	9:49:26	44.288	13.31
13/06/21	9:49:27	44.288	13.31
13/06/21	9:49:28	44.288	13.31
13/06/21	9:49:29	44.288	13.31
13/06/21	9:49:30	44.288	13.31

13/06/21	9:49:31	44.288	13.31
13/06/21	9:49:32	44.288	13.31
13/06/21	9:49:33	44.288	13.31
13/06/21	9:49:34	44.288	13.31
13/06/21	9:49:35	44.271	13.31
13/06/21	9:49:36	44.288	13.31
13/06/21	9:49:37	44.288	13.31
13/06/21	9:49:38	44.288	13.31
13/06/21	9:49:39	44.288	13.31
13/06/21	9:49:40	44.288	13.31
13/06/21	9:49:41	44.288	13.31
13/06/21	9:49:42	44.288	13.31
13/06/21	9:49:43	44.288	13.31
13/06/21	9:49:44	44.288	13.31
13/06/21	9:49:45	44.288	13.31
13/06/21	9:49:46	44.288	13.31
13/06/21	9:49:47	44.288	13.31
13/06/21	9:49:48	44.288	13.31
13/06/21	9:49:49	44.288	13.31
13/06/21	9:49:50	44.288	13.31
13/06/21	9:49:51	44.288	13.31
13/06/21	9:49:52	44.271	13.31
13/06/21	9:49:53	44.288	13.31
13/06/21	9:49:54	44.288	13.31
13/06/21	9:49:55	44.288	13.31
13/06/21	9:49:56	44.288	13.31
13/06/21	9:49:57	44.288	13.31
13/06/21	9:49:58	44.288	13.31
13/06/21	9:49:59	44.288	13.31
13/06/21	9:50:00	44.288	13.31
13/06/21	9:50:01	44.288	13.31
13/06/21	9:50:02	44.288	13.31
13/06/21	9:50:03	44.288	13.31
13/06/21	9:50:04	44.288	13.31
13/06/21	9:50:05	44.288	13.31
13/06/21	9:50:06	44.288	13.31
13/06/21	9:50:07	44.288	13.31
13/06/21	9:50:08	44.288	13.31
13/06/21	9:50:09	44.288	13.31
13/06/21	9:50:10	44.288	13.31
13/06/21	9:50:11	44.288	13.31
13/06/21	9:50:12	44.271	13.31
13/06/21	9:50:13	44.288	13.31
13/06/21	9:50:14	44.288	13.31
13/06/21	9:50:15	44.288	13.31
13/06/21	9:50:16	44.288	13.31
13/06/21	9:50:17	44.288	13.31
13/06/21	9:50:18	44.288	13.31
13/06/21	9:50:19	44.288	13.31
13/06/21	9:50:20	44.271	13.31
13/06/21	9:50:21	44.288	13.31
13/06/21	9:50:22	44.288	13.31
13/06/21	9:50:23	44.288	13.31
13/06/21	9:50:24	44.288	13.31
13/06/21	9:50:25	44.288	13.31
13/06/21	9:50:26	44.288	13.31

13/06/21	9:50:27	44.288	13.31
13/06/21	9:50:28	44.288	13.31
13/06/21	9:50:29	44.288	13.31
13/06/21	9:50:30	44.288	13.31
13/06/21	9:50:31	44.288	13.31
13/06/21	9:50:32	44.288	13.31
13/06/21	9:50:33	44.288	13.31
13/06/21	9:50:34	44.271	13.31
13/06/21	9:50:35	44.288	13.31
13/06/21	9:50:36	44.288	13.31
13/06/21	9:50:37	44.288	13.31
13/06/21	9:50:38	44.288	13.31
13/06/21	9:50:39	44.288	13.31
13/06/21	9:50:40	44.288	13.31
13/06/21	9:50:41	44.288	13.31
13/06/21	9:50:42	44.288	13.31
13/06/21	9:50:43	44.288	13.31
13/06/21	9:50:44	44.271	13.31
13/06/21	9:50:45	44.288	13.31
13/06/21	9:50:46	44.288	13.31
13/06/21	9:50:47	44.288	13.31
13/06/21	9:50:48	44.288	13.31
13/06/21	9:50:49	44.271	13.31
13/06/21	9:50:50	44.288	13.31
13/06/21	9:50:51	44.288	13.31
13/06/21	9:50:52	44.288	13.31
13/06/21	9:50:53	44.271	13.31
13/06/21	9:50:54	44.288	13.31
13/06/21	9:50:55	44.288	13.31
13/06/21	9:50:56	44.288	13.31
13/06/21	9:50:57	44.288	13.31
13/06/21	9:50:58	44.288	13.31
13/06/21	9:50:59	44.271	13.31
13/06/21	9:51:00	44.288	13.31
13/06/21	9:51:01	44.288	13.31
13/06/21	9:51:02	44.271	13.31
13/06/21	9:51:03	44.288	13.31
13/06/21	9:51:04	44.271	13.31
13/06/21	9:51:05	44.271	13.31
13/06/21	9:51:06	44.288	13.31
13/06/21	9:51:07	44.288	13.31
13/06/21	9:51:08	44.288	13.31
13/06/21	9:51:09	44.288	13.31
13/06/21	9:51:10	44.271	13.31
13/06/21	9:51:11	44.271	13.31
13/06/21	9:51:12	44.288	13.31
13/06/21	9:51:13	44.288	13.31
13/06/21	9:51:14	44.288	13.31
13/06/21	9:51:15	44.288	13.31
13/06/21	9:51:16	44.288	13.31
13/06/21	9:51:17	44.271	13.31
13/06/21	9:51:18	44.271	13.31
13/06/21	9:51:19	44.288	13.31
13/06/21	9:51:20	44.288	13.31
13/06/21	9:51:21	44.288	13.31
13/06/21	9:51:22	44.288	13.31

13/06/21	9:51:23	44.288	13.31
13/06/21	9:51:24	44.288	13.31
13/06/21	9:51:25	44.288	13.31
13/06/21	9:51:26	44.288	13.31
13/06/21	9:51:27	44.288	13.31
13/06/21	9:51:28	44.271	13.31
13/06/21	9:51:29	44.288	13.31
13/06/21	9:51:30	44.288	13.31
13/06/21	9:51:31	44.288	13.31
13/06/21	9:51:32	44.271	13.31
13/06/21	9:51:33	44.288	13.31
13/06/21	9:51:34	44.288	13.31
13/06/21	9:51:35	44.288	13.31
13/06/21	9:51:36	44.288	13.31
13/06/21	9:51:37	44.288	13.31
13/06/21	9:51:38	44.288	13.31
13/06/21	9:51:39	44.271	13.31
13/06/21	9:51:40	44.288	13.31
13/06/21	9:51:41	44.288	13.31
13/06/21	9:51:42	44.288	13.31
13/06/21	9:51:43	44.288	13.31
13/06/21	9:51:44	44.288	13.31
13/06/21	9:51:45	44.271	13.31
13/06/21	9:51:46	44.288	13.31
13/06/21	9:51:47	44.288	13.31
13/06/21	9:51:48	44.271	13.31
13/06/21	9:51:49	44.288	13.31
13/06/21	9:51:50	44.288	13.31
13/06/21	9:51:51	44.288	13.31
13/06/21	9:51:52	44.288	13.31
13/06/21	9:51:53	44.288	13.31
13/06/21	9:51:54	44.288	13.31
13/06/21	9:51:55	44.288	13.31
13/06/21	9:51:56	44.271	13.31
13/06/21	9:51:57	44.288	13.31
13/06/21	9:51:58	44.288	13.31
13/06/21	9:51:59	44.288	13.31
13/06/21	9:52:00	44.288	13.31
13/06/21	9:52:01	44.288	13.31
13/06/21	9:52:02	44.288	13.31
13/06/21	9:52:03	44.288	13.31
13/06/21	9:52:04	44.288	13.31
13/06/21	9:52:05	44.271	13.31
13/06/21	9:52:06	44.288	13.31
13/06/21	9:52:07	44.288	13.31
13/06/21	9:52:08	44.288	13.31
13/06/21	9:52:09	44.288	13.31
13/06/21	9:52:10	44.288	13.31
13/06/21	9:52:11	44.288	13.31
13/06/21	9:52:12	44.288	13.31
13/06/21	9:52:13	44.288	13.31
13/06/21	9:52:14	44.288	13.31
13/06/21	9:52:15	44.288	13.31
13/06/21	9:52:16	44.288	13.31
13/06/21	9:52:17	44.288	13.31
13/06/21	9:52:18	44.288	13.31

13/06/21	9:52:19	44.288	13.31
13/06/21	9:52:20	44.288	13.31
13/06/21	9:52:21	44.271	13.31
13/06/21	9:52:22	44.271	13.31
13/06/21	9:52:23	44.271	13.31
13/06/21	9:52:24	44.271	13.31
13/06/21	9:52:25	44.288	13.31
13/06/21	9:52:26	44.288	13.31
13/06/21	9:52:27	44.288	13.31
13/06/21	9:52:28	44.288	13.31
13/06/21	9:52:29	44.288	13.31
13/06/21	9:52:30	44.271	13.31
13/06/21	9:52:31	44.288	13.31
13/06/21	9:52:32	44.288	13.31
13/06/21	9:52:33	44.288	13.31
13/06/21	9:52:34	44.288	13.31
13/06/21	9:52:35	44.288	13.31
13/06/21	9:52:36	44.288	13.31
13/06/21	9:52:37	44.288	13.31
13/06/21	9:52:38	44.288	13.31
13/06/21	9:52:39	44.288	13.31
13/06/21	9:52:40	44.288	13.31
13/06/21	9:52:41	44.288	13.31
13/06/21	9:52:42	44.288	13.31
13/06/21	9:52:43	44.288	13.31
13/06/21	9:52:44	44.288	13.31
13/06/21	9:52:45	44.288	13.31
13/06/21	9:52:46	44.288	13.31
13/06/21	9:52:47	44.288	13.31
13/06/21	9:52:48	44.288	13.31
13/06/21	9:52:49	44.288	13.31
13/06/21	9:52:50	44.288	13.31
13/06/21	9:52:51	44.288	13.31
13/06/21	9:52:52	44.288	13.31
13/06/21	9:52:53	44.288	13.31
13/06/21	9:52:54	44.288	13.31
13/06/21	9:52:55	44.271	13.31
13/06/21	9:52:56	44.271	13.31
13/06/21	9:52:57	44.271	13.31
13/06/21	9:52:58	44.288	13.31
13/06/21	9:52:59	44.288	13.31
13/06/21	9:53:00	44.288	13.31
13/06/21	9:53:01	44.271	13.31
13/06/21	9:53:02	44.271	13.31
13/06/21	9:53:03	44.288	13.31
13/06/21	9:53:04	44.288	13.31
13/06/21	9:53:05	44.288	13.31
13/06/21	9:53:06	44.271	13.31
13/06/21	9:53:07	44.288	13.31
13/06/21	9:53:08	44.288	13.31
13/06/21	9:53:09	44.288	13.31
13/06/21	9:53:10	44.288	13.31
13/06/21	9:53:11	44.288	13.31
13/06/21	9:53:12	44.271	13.31
13/06/21	9:53:13	44.288	13.31
13/06/21	9:53:14	44.271	13.31

13/06/21	9:53:15	44.288	13.31
13/06/21	9:53:16	44.288	13.31
13/06/21	9:53:17	44.288	13.31
13/06/21	9:53:18	44.288	13.31
13/06/21	9:53:19	44.288	13.31
13/06/21	9:53:20	44.288	13.31
13/06/21	9:53:21	44.288	13.31
13/06/21	9:53:22	44.288	13.31
13/06/21	9:53:23	44.288	13.31
13/06/21	9:53:24	44.288	13.31
13/06/21	9:53:25	44.288	13.31
13/06/21	9:53:26	44.288	13.31
13/06/21	9:53:27	44.271	13.31
13/06/21	9:53:28	44.288	13.31
13/06/21	9:53:29	44.271	13.31
13/06/21	9:53:30	44.288	13.31
13/06/21	9:53:31	44.288	13.31
13/06/21	9:53:32	44.288	13.31
13/06/21	9:53:33	44.288	13.31
13/06/21	9:53:34	44.288	13.31
13/06/21	9:53:35	44.288	13.31
13/06/21	9:53:36	44.288	13.31
13/06/21	9:53:37	44.288	13.31
13/06/21	9:53:38	44.288	13.31
13/06/21	9:53:39	44.288	13.31
13/06/21	9:53:40	44.288	13.31
13/06/21	9:53:41	44.288	13.31
13/06/21	9:53:42	44.271	13.31
13/06/21	9:53:43	44.288	13.31
13/06/21	9:53:44	44.288	13.31
13/06/21	9:53:45	44.288	13.31
13/06/21	9:53:46	44.288	13.31
13/06/21	9:53:47	44.288	13.31
13/06/21	9:53:48	44.288	13.31
13/06/21	9:53:49	44.288	13.31
13/06/21	9:53:50	44.288	13.31
13/06/21	9:53:51	44.288	13.31
13/06/21	9:53:52	44.288	13.31
13/06/21	9:53:53	44.271	13.31
13/06/21	9:53:54	44.271	13.31
13/06/21	9:53:55	44.288	13.31
13/06/21	9:53:56	44.288	13.31
13/06/21	9:53:57	44.288	13.31
13/06/21	9:53:58	44.288	13.31
13/06/21	9:53:59	44.288	13.31
13/06/21	9:54:00	44.288	13.31
13/06/21	9:54:01	44.288	13.31
13/06/21	9:54:02	44.271	13.31
13/06/21	9:54:03	44.288	13.31
13/06/21	9:54:04	44.288	13.31
13/06/21	9:54:05	44.271	13.31
13/06/21	9:54:06	44.288	13.31
13/06/21	9:54:07	44.288	13.31
13/06/21	9:54:08	44.288	13.31
13/06/21	9:54:09	44.288	13.31
13/06/21	9:54:10	44.288	13.31

13/06/21	9:54:11	44.288	13.31
13/06/21	9:54:12	44.288	13.31
13/06/21	9:54:13	44.288	13.31
13/06/21	9:54:14	44.288	13.31
13/06/21	9:54:15	44.288	13.31
13/06/21	9:54:16	44.271	13.31
13/06/21	9:54:17	44.288	13.31
13/06/21	9:54:18	44.288	13.31
13/06/21	9:54:19	44.288	13.31
13/06/21	9:54:20	44.288	13.31
13/06/21	9:54:21	44.288	13.31
13/06/21	9:54:22	44.288	13.31
13/06/21	9:54:23	44.288	13.31
13/06/21	9:54:24	44.288	13.31
13/06/21	9:54:25	44.288	13.31
13/06/21	9:54:26	44.271	13.31
13/06/21	9:54:27	44.288	13.31
13/06/21	9:54:28	44.288	13.31
13/06/21	9:54:29	44.288	13.31
13/06/21	9:54:30	44.288	13.31
13/06/21	9:54:31	44.288	13.31
13/06/21	9:54:32	44.271	13.31
13/06/21	9:54:33	44.288	13.31
13/06/21	9:54:34	44.288	13.31
13/06/21	9:54:35	44.288	13.31
13/06/21	9:54:36	44.271	13.31
13/06/21	9:54:37	44.288	13.31
13/06/21	9:54:38	44.288	13.31
13/06/21	9:54:39	44.271	13.31
13/06/21	9:54:40	44.288	13.31
13/06/21	9:54:41	44.288	13.31
13/06/21	9:54:42	44.288	13.31
13/06/21	9:54:43	44.288	13.31
13/06/21	9:54:44	44.271	13.31
13/06/21	9:54:45	44.288	13.31
13/06/21	9:54:46	44.288	13.31
13/06/21	9:54:47	44.271	13.31
13/06/21	9:54:48	44.288	13.31
13/06/21	9:54:49	44.271	13.31
13/06/21	9:54:50	44.288	13.31
13/06/21	9:54:51	44.288	13.31
13/06/21	9:54:52	44.288	13.31
13/06/21	9:54:53	44.288	13.31
13/06/21	9:54:54	44.271	13.31
13/06/21	9:54:55	44.288	13.31
13/06/21	9:54:56	44.288	13.31
13/06/21	9:54:57	44.271	13.31
13/06/21	9:54:58	44.288	13.31
13/06/21	9:54:59	44.288	13.31
13/06/21	9:55:00	44.271	13.31
13/06/21	9:55:01	44.271	13.31
13/06/21	9:55:02	44.288	13.31
13/06/21	9:55:03	44.288	13.31
13/06/21	9:55:04	44.271	13.31
13/06/21	9:55:05	44.288	13.31
13/06/21	9:55:06	44.271	13.31

13/06/21	9:55:07	44.288	13.31
13/06/21	9:55:08	44.288	13.31
13/06/21	9:55:09	44.288	13.31
13/06/21	9:55:10	44.288	13.31
13/06/21	9:55:11	44.288	13.31
13/06/21	9:55:12	44.271	13.31
13/06/21	9:55:13	44.288	13.31
13/06/21	9:55:14	44.288	13.31
13/06/21	9:55:15	44.271	13.31
13/06/21	9:55:16	44.288	13.31
13/06/21	9:55:17	44.271	13.31
13/06/21	9:55:18	44.271	13.31
13/06/21	9:55:19	44.288	13.31
13/06/21	9:55:20	44.288	13.31
13/06/21	9:55:21	44.271	13.31
13/06/21	9:55:22	44.288	13.31
13/06/21	9:55:23	44.288	13.31
13/06/21	9:55:24	44.288	13.31
13/06/21	9:55:25	44.305	13.31
13/06/21	9:55:26	43.339	13.31
13/06/21	9:55:27	39.136	13.31
13/06/21	9:55:28	35.61	13.31
13/06/21	9:55:29	34.475	13.31
13/06/21	9:55:30	34	13.31
13/06/21	9:55:31	33.559	13.31
13/06/21	9:55:32	33.559	13.31
13/06/21	9:55:33	33.576	13.31
13/06/21	9:55:34	33.576	13.31
13/06/21	9:55:35	33.559	13.31
13/06/21	9:55:36	33.576	13.31
13/06/21	9:55:37	33.559	13.31
13/06/21	9:55:38	33.559	13.31
13/06/21	9:55:39	33.559	13.31
13/06/21	9:55:40	33.559	13.31
13/06/21	9:55:41	33.559	13.31
13/06/21	9:55:42	33.559	13.31
13/06/21	9:55:43	33.559	13.31
13/06/21	9:55:44	33.559	13.31
13/06/21	9:55:45	33.559	13.31
13/06/21	9:55:46	33.559	13.31
13/06/21	9:55:47	33.559	13.38
13/06/21	9:55:48	33.559	13.38
13/06/21	9:55:49	33.559	13.38
13/06/21	9:55:50	33.559	13.38
13/06/21	9:55:51	33.559	13.38
13/06/21	9:55:52	33.559	13.38
13/06/21	9:55:53	33.559	13.38
13/06/21	9:55:54	33.559	13.38
13/06/21	9:55:55	33.576	13.38
13/06/21	9:55:56	33.559	13.38
13/06/21	9:55:57	33.559	13.44
13/06/21	9:55:58	33.576	13.44
13/06/21	9:55:59	33.559	13.44
13/06/21	9:56:00	33.559	13.44
13/06/21	9:56:01	33.576	13.44
13/06/21	9:56:02	33.559	13.44

13/06/21	9:56:03	33.559	13.44
13/06/21	9:56:04	33.559	13.5
13/06/21	9:56:05	33.559	13.5
13/06/21	9:56:06	33.559	13.5
13/06/21	9:56:07	33.559	13.5
13/06/21	9:56:08	33.559	13.5
13/06/21	9:56:09	33.559	13.5
13/06/21	9:56:10	33.559	13.5
13/06/21	9:56:11	33.559	13.56
13/06/21	9:56:12	33.559	13.56
13/06/21	9:56:13	33.559	13.56
13/06/21	9:56:14	33.559	13.56
13/06/21	9:56:15	33.559	13.56
13/06/21	9:56:16	33.559	13.56
13/06/21	9:56:17	33.559	13.63
13/06/21	9:56:18	33.576	13.63
13/06/21	9:56:19	33.559	13.63
13/06/21	9:56:20	33.576	13.63
13/06/21	9:56:21	33.559	13.63
13/06/21	9:56:22	33.559	13.63
13/06/21	9:56:23	33.576	13.69
13/06/21	9:56:24	33.559	13.69
13/06/21	9:56:25	33.576	13.69
13/06/21	9:56:26	33.559	13.69
13/06/21	9:56:27	33.559	13.69
13/06/21	9:56:28	33.559	13.75
13/06/21	9:56:29	33.559	13.75
13/06/21	9:56:30	33.898	13.75
13/06/21	9:56:31	34.508	13.75
13/06/21	9:56:32	34.542	13.75
13/06/21	9:56:33	34.542	13.75
13/06/21	9:56:34	34.542	13.81
13/06/21	9:56:35	34.542	13.81
13/06/21	9:56:36	34.542	13.81
13/06/21	9:56:37	34.542	13.81
13/06/21	9:56:38	34.542	13.81
13/06/21	9:56:39	34.542	13.88
13/06/21	9:56:40	34.542	13.88
13/06/21	9:56:41	34.542	13.88
13/06/21	9:56:42	34.542	13.88
13/06/21	9:56:43	34.542	13.94
13/06/21	9:56:44	34.542	13.94
13/06/21	9:56:45	34.542	13.94
13/06/21	9:56:46	34.542	13.94
13/06/21	9:56:47	34.542	14
13/06/21	9:56:48	34.576	14
13/06/21	9:56:49	34.051	14
13/06/21	9:56:50	33.644	14.06
13/06/21	9:56:51	33.983	14.06
13/06/21	9:56:52	33.576	14.06
13/06/21	9:56:53	33.576	14.13
13/06/21	9:56:54	33.593	14.13
13/06/21	9:56:55	33.593	14.13
13/06/21	9:56:56	33.593	14.13
13/06/21	9:56:57	33.576	14.19
13/06/21	9:56:58	33.576	14.19

13/06/21	9:56:59	33.576	14.19
13/06/21	9:57:00	33.576	14.25
13/06/21	9:57:01	33.559	14.25
13/06/21	9:57:02	33.559	14.31
13/06/21	9:57:03	33.559	14.31
13/06/21	9:57:04	33.559	14.31
13/06/21	9:57:05	33.559	14.38
13/06/21	9:57:06	33.559	14.38
13/06/21	9:57:07	33.559	14.38
13/06/21	9:57:08	33.559	14.44
13/06/21	9:57:09	33.559	14.44
13/06/21	9:57:10	33.559	14.44
13/06/21	9:57:11	33.559	14.5
13/06/21	9:57:12	33.559	14.5
13/06/21	9:57:13	33.559	14.5
13/06/21	9:57:14	33.559	14.56
13/06/21	9:57:15	33.559	14.56
13/06/21	9:57:16	33.559	14.56
13/06/21	9:57:17	33.559	14.63
13/06/21	9:57:18	33.559	14.63
13/06/21	9:57:19	33.559	14.63
13/06/21	9:57:20	33.559	14.69
13/06/21	9:57:21	33.559	14.69
13/06/21	9:57:22	33.559	14.69
13/06/21	9:57:23	33.559	14.75
13/06/21	9:57:24	33.542	14.75
13/06/21	9:57:25	33.559	14.75
13/06/21	9:57:26	33.559	14.81
13/06/21	9:57:27	33.559	14.81
13/06/21	9:57:28	33.559	14.81
13/06/21	9:57:29	33.559	14.88
13/06/21	9:57:30	33.559	14.88
13/06/21	9:57:31	33.559	14.88
13/06/21	9:57:32	33.559	14.88
13/06/21	9:57:33	33.559	14.94
13/06/21	9:57:34	33.559	14.94
13/06/21	9:57:35	33.559	14.94
13/06/21	9:57:36	33.559	15
13/06/21	9:57:37	33.559	15
13/06/21	9:57:38	33.559	15
13/06/21	9:57:39	33.559	15
13/06/21	9:57:40	33.559	15.06
13/06/21	9:57:41	33.542	15.06
13/06/21	9:57:42	33.559	15.06
13/06/21	9:57:43	33.559	15.06
13/06/21	9:57:44	33.559	15.13
13/06/21	9:57:45	33.559	15.13
13/06/21	9:57:46	33.559	15.13
13/06/21	9:57:47	33.559	15.13
13/06/21	9:57:48	33.559	15.19
13/06/21	9:57:49	33.559	15.19
13/06/21	9:57:50	33.559	15.19
13/06/21	9:57:51	33.559	15.19
13/06/21	9:57:52	33.593	15.25
13/06/21	9:57:53	33.576	15.25

MemoryAddress: 4156
Unit Of Measure: FT
Calibration Factor #1: 2022
Calibration Factor #2: 3729
Logger ID: #B04198
Job Number: 20928
Well Number: 00BW4
Depth Below Datum : 0009.95
Sampling Interval: 1 sec.
Start Date: 13/06/21 08:30:11

Date	Time	Uncomp.HT.WTR.	Temp.°C
13/06/21	8:30:11	34.046	18.56
13/06/21	8:30:12	34.046	18.56
13/06/21	8:30:13	34.046	18.5
13/06/21	8:30:14	34.063	18.56
13/06/21	8:30:15	34.046	18.5
13/06/21	8:30:16	34.046	18.56
13/06/21	8:30:17	34.046	18.56
13/06/21	8:30:18	34.063	18.56
13/06/21	8:30:19	34.046	18.56
13/06/21	8:30:20	34.046	18.56
13/06/21	8:30:21	34.029	18.56
13/06/21	8:30:22	34.063	18.56
13/06/21	8:30:23	34.063	18.56
13/06/21	8:30:24	34.046	18.56
13/06/21	8:30:25	34.046	18.56
13/06/21	8:30:26	34.046	18.56
13/06/21	8:30:27	34.046	18.56
13/06/21	8:30:28	34.046	18.56
13/06/21	8:30:29	34.046	18.56
13/06/21	8:30:30	34.046	18.56
13/06/21	8:30:31	34.046	18.56
13/06/21	8:30:32	34.046	18.56
13/06/21	8:30:33	34.046	18.56
13/06/21	8:30:34	34.046	18.56
13/06/21	8:30:35	34.046	18.56
13/06/21	8:30:36	34.046	18.56
13/06/21	8:30:37	34.046	18.56
13/06/21	8:30:38	34.046	18.63
13/06/21	8:30:39	34.046	18.63
13/06/21	8:30:40	34.046	18.63
13/06/21	8:30:41	34.046	18.63
13/06/21	8:30:42	34.063	18.63
13/06/21	8:30:43	34.046	18.63
13/06/21	8:30:44	34.046	18.63
13/06/21	8:30:45	34.046	18.63
13/06/21	8:30:46	34.046	18.63
13/06/21	8:30:47	34.046	18.69
13/06/21	8:30:48	34.046	18.69
13/06/21	8:30:49	34.046	18.69
13/06/21	8:30:50	34.046	18.69
13/06/21	8:30:51	34.063	18.69
13/06/21	8:30:52	34.063	18.75
13/06/21	8:30:53	34.063	18.75
13/06/21	8:30:54	34.063	18.75
13/06/21	8:30:55	34.063	18.75
13/06/21	8:30:56	34.063	18.75
13/06/21	8:30:57	34.046	18.81
13/06/21	8:30:58	34.063	18.81
13/06/21	8:30:59	34.046	18.81
13/06/21	8:31:00	34.046	18.81
13/06/21	8:31:01	34.063	18.88
13/06/21	8:31:02	34.063	18.88
13/06/21	8:31:03	34.046	18.88
13/06/21	8:31:04	34.063	18.88
13/06/21	8:31:05	34.063	18.94
13/06/21	8:31:06	34.063	18.94
13/06/21	8:31:07	34.063	18.94
13/06/21	8:31:08	34.046	18.94
13/06/21	8:31:09	34.063	19
13/06/21	8:31:10	34.063	19
13/06/21	8:31:11	34.063	19

13/06/21	8:31:12	34.063	19
13/06/21	8:31:13	34.046	19.06
13/06/21	8:31:14	34.063	19.06
13/06/21	8:31:15	34.046	19.06
13/06/21	8:31:16	34.046	19.06
13/06/21	8:31:17	34.046	19.13
13/06/21	8:31:18	34.063	19.13
13/06/21	8:31:19	34.063	19.13
13/06/21	8:31:20	34.063	19.13
13/06/21	8:31:21	34.063	19.19
13/06/21	8:31:22	34.046	19.19
13/06/21	8:31:23	34.046	19.19
13/06/21	8:31:24	34.063	19.19
13/06/21	8:31:25	34.046	19.25
13/06/21	8:31:26	34.046	19.25
13/06/21	8:31:27	34.063	19.25
13/06/21	8:31:28	34.063	19.25
13/06/21	8:31:29	34.063	19.31
13/06/21	8:31:30	34.046	19.31
13/06/21	8:31:31	34.046	19.31
13/06/21	8:31:32	34.063	19.31
13/06/21	8:31:33	34.046	19.38
13/06/21	8:31:34	34.046	19.38
13/06/21	8:31:35	34.063	19.38
13/06/21	8:31:36	34.063	19.38
13/06/21	8:31:37	34.046	19.44
13/06/21	8:31:38	34.046	19.44
13/06/21	8:31:39	34.046	19.44
13/06/21	8:31:40	34.046	19.44
13/06/21	8:31:41	34.046	19.44
13/06/21	8:31:42	34.063	19.5
13/06/21	8:31:43	34.046	19.5
13/06/21	8:31:44	34.063	19.5
13/06/21	8:31:45	34.046	19.5
13/06/21	8:31:46	34.046	19.5
13/06/21	8:31:47	34.046	19.56
13/06/21	8:31:48	34.046	19.56
13/06/21	8:31:49	34.063	19.56
13/06/21	8:31:50	34.046	19.56
13/06/21	8:31:51	34.063	19.56
13/06/21	8:31:52	34.063	19.63
13/06/21	8:31:53	34.046	19.63
13/06/21	8:31:54	34.046	19.63
13/06/21	8:31:55	34.063	19.63
13/06/21	8:31:56	34.063	19.63
13/06/21	8:31:57	34.063	19.63
13/06/21	8:31:58	34.063	19.69
13/06/21	8:31:59	34.063	19.69
13/06/21	8:32:00	34.063	19.69
13/06/21	8:32:01	34.063	19.69
13/06/21	8:32:02	34.063	19.69
13/06/21	8:32:03	34.063	19.75
13/06/21	8:32:04	34.063	19.75
13/06/21	8:32:05	34.063	19.75
13/06/21	8:32:06	34.046	19.75
13/06/21	8:32:07	34.063	19.75
13/06/21	8:32:08	34.046	19.75
13/06/21	8:32:09	34.063	19.81
13/06/21	8:32:10	34.063	19.81
13/06/21	8:32:11	34.063	19.81
13/06/21	8:32:12	34.046	19.81
13/06/21	8:32:13	34.046	19.81
13/06/21	8:32:14	34.046	19.81
13/06/21	8:32:15	34.046	19.81
13/06/21	8:32:16	34.046	19.88
13/06/21	8:32:17	34.046	19.88
13/06/21	8:32:18	34.046	19.88
13/06/21	8:32:19	36.203	19.88
13/06/21	8:32:20	40.06	19.88
13/06/21	8:32:21	40.417	19.88
13/06/21	8:32:22	40.315	19.88
13/06/21	8:32:23	40.281	19.94

13/06/21	8:32:24	40.179	19.94
13/06/21	8:32:25	40.213	19.94
13/06/21	8:32:26	40.552	19.94
13/06/21	8:32:27	40.298	19.94
13/06/21	8:32:28	40.569	19.88
13/06/21	8:32:29	40.349	19.88
13/06/21	8:32:30	41.351	19.88
13/06/21	8:32:31	43.084	19.88
13/06/21	8:32:32	43.899	19.88
13/06/21	8:32:33	44.188	19.81
13/06/21	8:32:34	44.12	19.81
13/06/21	8:32:35	44.12	19.81
13/06/21	8:32:36	44.12	19.75
13/06/21	8:32:37	44.188	19.75
13/06/21	8:32:38	44.256	19.75
13/06/21	8:32:39	44.256	19.69
13/06/21	8:32:40	44.256	19.69
13/06/21	8:32:41	44.256	19.63
13/06/21	8:32:42	44.239	19.63
13/06/21	8:32:43	43.984	19.56
13/06/21	8:32:44	44.001	19.56
13/06/21	8:32:45	43.933	19.5
13/06/21	8:32:46	43.865	19.5
13/06/21	8:32:47	44.001	19.44
13/06/21	8:32:48	44.001	19.44
13/06/21	8:32:49	44.001	19.38
13/06/21	8:32:50	44.001	19.38
13/06/21	8:32:51	43.967	19.31
13/06/21	8:32:52	43.967	19.31
13/06/21	8:32:53	43.967	19.25
13/06/21	8:32:54	43.967	19.19
13/06/21	8:32:55	43.967	19.19
13/06/21	8:32:56	43.967	19.13
13/06/21	8:32:57	43.967	19.13
13/06/21	8:32:58	43.814	19.06
13/06/21	8:32:59	43.407	19.06
13/06/21	8:33:00	43.916	19
13/06/21	8:33:01	44.103	19
13/06/21	8:33:02	44.239	18.94
13/06/21	8:33:03	44.239	18.88
13/06/21	8:33:04	44.069	18.88
13/06/21	8:33:05	44.171	18.81
13/06/21	8:33:06	44.188	18.81
13/06/21	8:33:07	44.222	18.75
13/06/21	8:33:08	44.222	18.75
13/06/21	8:33:09	44.205	18.69
13/06/21	8:33:10	44.205	18.63
13/06/21	8:33:11	44.188	18.63
13/06/21	8:33:12	44.205	18.56
13/06/21	8:33:13	44.205	18.5
13/06/21	8:33:14	44.222	18.5
13/06/21	8:33:15	44.222	18.44
13/06/21	8:33:16	44.205	18.44
13/06/21	8:33:17	44.205	18.38
13/06/21	8:33:18	44.222	18.38
13/06/21	8:33:19	44.222	18.31
13/06/21	8:33:20	44.222	18.31
13/06/21	8:33:21	44.222	18.25
13/06/21	8:33:22	44.205	18.19
13/06/21	8:33:23	44.205	18.19
13/06/21	8:33:24	44.12	18.13
13/06/21	8:33:25	44.12	18.13
13/06/21	8:33:26	44.12	18.06
13/06/21	8:33:27	44.12	18.06
13/06/21	8:33:28	44.12	18
13/06/21	8:33:29	44.12	17.94
13/06/21	8:33:30	44.12	17.94
13/06/21	8:33:31	44.12	17.88
13/06/21	8:33:32	44.103	17.88
13/06/21	8:33:33	44.12	17.81
13/06/21	8:33:34	44.12	17.81
13/06/21	8:33:35	44.12	17.75

13/06/21	8:33:36	44.12	17.75
13/06/21	8:33:37	44.12	17.69
13/06/21	8:33:38	44.12	17.69
13/06/21	8:33:39	44.12	17.63
13/06/21	8:33:40	44.12	17.63
13/06/21	8:33:41	44.12	17.56
13/06/21	8:33:42	44.12	17.56
13/06/21	8:33:43	44.12	17.5
13/06/21	8:33:44	44.12	17.44
13/06/21	8:33:45	44.103	17.44
13/06/21	8:33:46	44.103	17.38
13/06/21	8:33:47	44.103	17.38
13/06/21	8:33:48	44.12	17.38
13/06/21	8:33:49	44.103	17.31
13/06/21	8:33:50	44.103	17.31
13/06/21	8:33:51	44.103	17.25
13/06/21	8:33:52	44.103	17.25
13/06/21	8:33:53	44.103	17.19
13/06/21	8:33:54	44.103	17.19
13/06/21	8:33:55	44.103	17.13
13/06/21	8:33:56	44.103	17.13
13/06/21	8:33:57	44.103	17.06
13/06/21	8:33:58	44.103	17.06
13/06/21	8:33:59	44.103	17
13/06/21	8:34:00	44.103	17
13/06/21	8:34:01	44.103	16.94
13/06/21	8:34:02	44.103	16.94
13/06/21	8:34:03	44.103	16.88
13/06/21	8:34:04	44.103	16.88
13/06/21	8:34:05	44.103	16.88
13/06/21	8:34:06	44.103	16.81
13/06/21	8:34:07	44.103	16.81
13/06/21	8:34:08	44.103	16.75
13/06/21	8:34:09	44.103	16.75
13/06/21	8:34:10	44.103	16.69
13/06/21	8:34:11	44.103	16.69
13/06/21	8:34:12	44.103	16.69
13/06/21	8:34:13	44.103	16.63
13/06/21	8:34:14	44.103	16.63
13/06/21	8:34:15	44.103	16.56
13/06/21	8:34:16	44.103	16.56
13/06/21	8:34:17	44.103	16.5
13/06/21	8:34:18	44.103	16.5
13/06/21	8:34:19	44.103	16.5
13/06/21	8:34:20	44.103	16.44
13/06/21	8:34:21	44.103	16.44
13/06/21	8:34:22	44.103	16.38
13/06/21	8:34:23	44.086	16.38
13/06/21	8:34:24	44.103	16.38
13/06/21	8:34:25	44.103	16.31
13/06/21	8:34:26	44.086	16.31
13/06/21	8:34:27	44.103	16.31
13/06/21	8:34:28	44.086	16.25
13/06/21	8:34:29	44.103	16.25
13/06/21	8:34:30	44.103	16.19
13/06/21	8:34:31	44.086	16.19
13/06/21	8:34:32	44.103	16.19
13/06/21	8:34:33	44.086	16.13
13/06/21	8:34:34	44.103	16.13
13/06/21	8:34:35	44.086	16.13
13/06/21	8:34:36	44.103	16.06
13/06/21	8:34:37	44.086	16.06
13/06/21	8:34:38	44.103	16
13/06/21	8:34:39	44.086	16
13/06/21	8:34:40	44.103	16
13/06/21	8:34:41	44.103	15.94
13/06/21	8:34:42	44.086	15.94
13/06/21	8:34:43	44.103	15.94
13/06/21	8:34:44	44.086	15.88
13/06/21	8:34:45	44.086	15.88
13/06/21	8:34:46	44.086	15.88
13/06/21	8:34:47	44.086	15.81

13/06/21	8:34:48	44.103	15.81
13/06/21	8:34:49	44.086	15.81
13/06/21	8:34:50	44.086	15.75
13/06/21	8:34:51	44.086	15.75
13/06/21	8:34:52	44.086	15.75
13/06/21	8:34:53	44.086	15.69
13/06/21	8:34:54	44.086	15.69
13/06/21	8:34:55	44.086	15.69
13/06/21	8:34:56	44.086	15.63
13/06/21	8:34:57	44.086	15.63
13/06/21	8:34:58	44.086	15.63
13/06/21	8:34:59	44.086	15.63
13/06/21	8:35:00	44.086	15.56
13/06/21	8:35:01	44.086	15.56
13/06/21	8:35:02	44.086	15.56
13/06/21	8:35:03	44.086	15.5
13/06/21	8:35:04	44.086	15.5
13/06/21	8:35:05	44.086	15.5
13/06/21	8:35:06	44.086	15.44
13/06/21	8:35:07	44.086	15.44
13/06/21	8:35:08	44.086	15.44
13/06/21	8:35:09	44.086	15.44
13/06/21	8:35:10	44.086	15.38
13/06/21	8:35:11	44.086	15.38
13/06/21	8:35:12	44.086	15.38
13/06/21	8:35:13	44.086	15.31
13/06/21	8:35:14	44.086	15.31
13/06/21	8:35:15	44.086	15.31
13/06/21	8:35:16	44.086	15.31
13/06/21	8:35:17	44.086	15.25
13/06/21	8:35:18	44.086	15.25
13/06/21	8:35:19	44.086	15.25
13/06/21	8:35:20	44.086	15.19
13/06/21	8:35:21	44.086	15.19
13/06/21	8:35:22	44.086	15.19
13/06/21	8:35:23	44.086	15.19
13/06/21	8:35:24	44.086	15.13
13/06/21	8:35:25	44.086	15.13
13/06/21	8:35:26	44.086	15.13
13/06/21	8:35:27	44.086	15.13
13/06/21	8:35:28	44.086	15.06
13/06/21	8:35:29	44.086	15.06
13/06/21	8:35:30	44.086	15.06
13/06/21	8:35:31	44.086	15.06
13/06/21	8:35:32	44.086	15
13/06/21	8:35:33	44.086	15
13/06/21	8:35:34	44.086	15
13/06/21	8:35:35	44.086	15
13/06/21	8:35:36	44.086	14.94
13/06/21	8:35:37	44.086	14.94
13/06/21	8:35:38	44.086	14.94
13/06/21	8:35:39	44.086	14.94
13/06/21	8:35:40	44.086	14.94
13/06/21	8:35:41	44.069	14.88
13/06/21	8:35:42	44.086	14.88
13/06/21	8:35:43	44.086	14.88
13/06/21	8:35:44	44.086	14.88
13/06/21	8:35:45	44.086	14.81
13/06/21	8:35:46	44.086	14.81
13/06/21	8:35:47	44.086	14.81
13/06/21	8:35:48	44.086	14.81
13/06/21	8:35:49	44.086	14.75
13/06/21	8:35:50	44.086	14.75
13/06/21	8:35:51	44.086	14.75
13/06/21	8:35:52	44.086	14.75
13/06/21	8:35:53	44.086	14.75
13/06/21	8:35:54	44.086	14.69
13/06/21	8:35:55	44.086	14.69
13/06/21	8:35:56	44.086	14.69
13/06/21	8:35:57	44.086	14.69
13/06/21	8:35:58	44.086	14.63
13/06/21	8:35:59	44.086	14.63

13/06/21	8:36:00	44.086	14.63
13/06/21	8:36:01	44.086	14.63
13/06/21	8:36:02	44.086	14.63
13/06/21	8:36:03	44.086	14.63
13/06/21	8:36:04	44.086	14.56
13/06/21	8:36:05	44.086	14.56
13/06/21	8:36:06	44.086	14.56
13/06/21	8:36:07	44.086	14.56
13/06/21	8:36:08	44.086	14.56
13/06/21	8:36:09	44.086	14.5
13/06/21	8:36:10	44.069	14.5
13/06/21	8:36:11	44.086	14.5
13/06/21	8:36:12	44.069	14.5
13/06/21	8:36:13	44.086	14.5
13/06/21	8:36:14	44.086	14.5
13/06/21	8:36:15	44.086	14.44
13/06/21	8:36:16	44.069	14.44
13/06/21	8:36:17	44.086	14.44
13/06/21	8:36:18	44.086	14.44
13/06/21	8:36:19	44.086	14.44
13/06/21	8:36:20	44.086	14.38
13/06/21	8:36:21	44.086	14.38
13/06/21	8:36:22	44.086	14.38
13/06/21	8:36:23	44.086	14.38
13/06/21	8:36:24	44.086	14.38
13/06/21	8:36:25	44.086	14.31
13/06/21	8:36:26	44.086	14.31
13/06/21	8:36:27	44.086	14.31
13/06/21	8:36:28	44.086	14.31
13/06/21	8:36:29	44.086	14.31
13/06/21	8:36:30	44.086	14.31
13/06/21	8:36:31	44.086	14.31
13/06/21	8:36:32	44.086	14.25
13/06/21	8:36:33	45.683	14.25
13/06/21	8:36:34	45.241	14.25
13/06/21	8:36:35	44.596	14.25
13/06/21	8:36:36	44.97	14.25
13/06/21	8:36:37	44.902	14.25
13/06/21	8:36:38	44.885	14.19
13/06/21	8:36:39	44.885	14.19
13/06/21	8:36:40	44.851	14.19
13/06/21	8:36:41	44.851	14.19
13/06/21	8:36:42	44.834	14.19
13/06/21	8:36:43	44.817	14.19
13/06/21	8:36:44	44.817	14.19
13/06/21	8:36:45	44.8	14.13
13/06/21	8:36:46	44.783	14.13
13/06/21	8:36:47	44.783	14.13
13/06/21	8:36:48	44.766	14.13
13/06/21	8:36:49	44.749	14.13
13/06/21	8:36:50	44.732	14.13
13/06/21	8:36:51	44.715	14.13
13/06/21	8:36:52	44.715	14.06
13/06/21	8:36:53	44.698	14.06
13/06/21	8:36:54	44.698	14.06
13/06/21	8:36:55	44.681	14.06
13/06/21	8:36:56	44.681	14.06
13/06/21	8:36:57	44.664	14.06
13/06/21	8:36:58	44.647	14.06
13/06/21	8:36:59	44.647	14
13/06/21	8:37:00	44.647	14
13/06/21	8:37:01	44.63	14
13/06/21	8:37:02	44.613	14
13/06/21	8:37:03	44.613	14
13/06/21	8:37:04	44.596	14
13/06/21	8:37:05	44.596	14
13/06/21	8:37:06	44.579	13.94
13/06/21	8:37:07	44.579	13.94
13/06/21	8:37:08	44.579	13.94
13/06/21	8:37:09	44.562	13.94
13/06/21	8:37:10	44.545	13.94
13/06/21	8:37:11	44.545	13.94

13/06/21	8:37:12	44.545	13.94
13/06/21	8:37:13	44.528	13.94
13/06/21	8:37:14	44.528	13.88
13/06/21	8:37:15	44.511	13.88
13/06/21	8:37:16	44.511	13.88
13/06/21	8:37:17	44.511	13.88
13/06/21	8:37:18	44.511	13.88
13/06/21	8:37:19	44.494	13.88
13/06/21	8:37:20	44.477	13.88
13/06/21	8:37:21	44.477	13.88
13/06/21	8:37:22	44.477	13.88
13/06/21	8:37:23	44.477	13.81
13/06/21	8:37:24	44.46	13.81
13/06/21	8:37:25	44.46	13.81
13/06/21	8:37:26	44.443	13.81
13/06/21	8:37:27	44.443	13.81
13/06/21	8:37:28	44.443	13.81
13/06/21	8:37:29	44.443	13.81
13/06/21	8:37:30	44.426	13.81
13/06/21	8:37:31	44.426	13.81
13/06/21	8:37:32	44.409	13.75
13/06/21	8:37:33	44.409	13.75
13/06/21	8:37:34	44.409	13.75
13/06/21	8:37:35	44.409	13.75
13/06/21	8:37:36	44.392	13.75
13/06/21	8:37:37	44.392	13.75
13/06/21	8:37:38	44.392	13.75
13/06/21	8:37:39	44.375	13.75
13/06/21	8:37:40	44.375	13.75
13/06/21	8:37:41	44.375	13.69
13/06/21	8:37:42	44.375	13.69
13/06/21	8:37:43	44.358	13.69
13/06/21	8:37:44	44.358	13.69
13/06/21	8:37:45	44.358	13.69
13/06/21	8:37:46	44.341	13.69
13/06/21	8:37:47	44.341	13.69
13/06/21	8:37:48	44.341	13.69
13/06/21	8:37:49	44.341	13.69
13/06/21	8:37:50	44.341	13.69
13/06/21	8:37:51	44.341	13.63
13/06/21	8:37:52	44.324	13.63
13/06/21	8:37:53	44.324	13.63
13/06/21	8:37:54	44.324	13.63
13/06/21	8:37:55	44.324	13.63
13/06/21	8:37:56	44.307	13.63
13/06/21	8:37:57	44.307	13.63
13/06/21	8:37:58	44.307	13.63
13/06/21	8:37:59	44.307	13.63
13/06/21	8:38:00	44.307	13.63
13/06/21	8:38:01	44.307	13.63
13/06/21	8:38:02	44.307	13.63
13/06/21	8:38:03	44.29	13.56
13/06/21	8:38:04	44.29	13.56
13/06/21	8:38:05	44.29	13.56
13/06/21	8:38:06	44.273	13.56
13/06/21	8:38:07	44.273	13.56
13/06/21	8:38:08	44.273	13.56
13/06/21	8:38:09	44.273	13.56
13/06/21	8:38:10	44.273	13.56
13/06/21	8:38:11	44.273	13.56
13/06/21	8:38:12	44.273	13.56
13/06/21	8:38:13	44.273	13.56
13/06/21	8:38:14	44.256	13.5
13/06/21	8:38:15	44.256	13.5
13/06/21	8:38:16	44.256	13.5
13/06/21	8:38:17	44.256	13.5
13/06/21	8:38:18	44.256	13.5
13/06/21	8:38:19	44.256	13.5
13/06/21	8:38:20	44.239	13.5
13/06/21	8:38:21	44.239	13.5
13/06/21	8:38:22	44.239	13.5
13/06/21	8:38:23	44.239	13.5

13/06/21	8:38:24	44.239	13.5
13/06/21	8:38:25	44.239	13.5
13/06/21	8:38:26	44.239	13.5
13/06/21	8:38:27	44.239	13.5
13/06/21	8:38:28	44.222	13.44
13/06/21	8:38:29	44.222	13.44
13/06/21	8:38:30	44.222	13.44
13/06/21	8:38:31	44.222	13.44
13/06/21	8:38:32	44.222	13.44
13/06/21	8:38:33	44.222	13.44
13/06/21	8:38:34	44.222	13.44
13/06/21	8:38:35	44.222	13.44
13/06/21	8:38:36	44.205	13.44
13/06/21	8:38:37	44.205	13.44
13/06/21	8:38:38	44.205	13.44
13/06/21	8:38:39	44.205	13.44
13/06/21	8:38:40	44.205	13.38
13/06/21	8:38:41	44.205	13.44
13/06/21	8:38:42	44.188	13.38
13/06/21	8:38:43	44.188	13.38
13/06/21	8:38:44	44.205	13.38
13/06/21	8:38:45	44.205	13.38
13/06/21	8:38:46	44.205	13.38
13/06/21	8:38:47	44.188	13.38
13/06/21	8:38:48	44.188	13.38
13/06/21	8:38:49	44.188	13.38
13/06/21	8:38:50	44.188	13.38
13/06/21	8:38:51	44.188	13.38
13/06/21	8:38:52	44.188	13.38
13/06/21	8:38:53	44.188	13.38
13/06/21	8:38:54	44.188	13.38
13/06/21	8:38:55	44.188	13.38
13/06/21	8:38:56	44.188	13.38
13/06/21	8:38:57	44.171	13.31
13/06/21	8:38:58	44.171	13.31
13/06/21	8:38:59	44.171	13.31
13/06/21	8:39:00	44.171	13.31
13/06/21	8:39:01	44.171	13.31
13/06/21	8:39:02	44.171	13.31
13/06/21	8:39:03	44.171	13.31
13/06/21	8:39:04	44.171	13.31
13/06/21	8:39:05	44.171	13.31
13/06/21	8:39:06	44.171	13.31
13/06/21	8:39:07	44.171	13.31
13/06/21	8:39:08	44.171	13.31
13/06/21	8:39:09	44.171	13.31
13/06/21	8:39:10	44.171	13.31
13/06/21	8:39:11	44.171	13.31
13/06/21	8:39:12	44.154	13.31
13/06/21	8:39:13	44.171	13.31
13/06/21	8:39:14	44.154	13.25
13/06/21	8:39:15	44.171	13.25
13/06/21	8:39:16	44.154	13.25
13/06/21	8:39:17	44.154	13.25
13/06/21	8:39:18	44.154	13.25
13/06/21	8:39:19	44.154	13.25
13/06/21	8:39:20	44.154	13.25
13/06/21	8:39:21	44.154	13.25
13/06/21	8:39:22	44.154	13.25
13/06/21	8:39:23	44.154	13.25
13/06/21	8:39:24	44.154	13.25
13/06/21	8:39:25	44.154	13.25
13/06/21	8:39:26	44.154	13.25
13/06/21	8:39:27	44.154	13.25
13/06/21	8:39:28	44.137	13.25
13/06/21	8:39:29	44.137	13.25
13/06/21	8:39:30	44.137	13.25
13/06/21	8:39:31	44.137	13.25
13/06/21	8:39:32	44.137	13.25
13/06/21	8:39:33	44.137	13.19
13/06/21	8:39:34	44.137	13.19
13/06/21	8:39:35	44.137	13.25

13/06/21	8:39:36	44.137	13.19
13/06/21	8:39:37	44.12	13.19
13/06/21	8:39:38	44.137	13.19
13/06/21	8:39:39	44.137	13.19
13/06/21	8:39:40	44.137	13.19
13/06/21	8:39:41	44.137	13.19
13/06/21	8:39:42	44.137	13.19
13/06/21	8:39:43	44.137	13.19
13/06/21	8:39:44	44.137	13.19
13/06/21	8:39:45	44.137	13.19
13/06/21	8:39:46	44.137	13.19
13/06/21	8:39:47	44.137	13.19
13/06/21	8:39:48	44.137	13.19
13/06/21	8:39:49	44.137	13.19
13/06/21	8:39:50	44.12	13.19
13/06/21	8:39:51	44.137	13.19
13/06/21	8:39:52	44.137	13.19
13/06/21	8:39:53	44.12	13.19
13/06/21	8:39:54	44.137	13.19
13/06/21	8:39:55	44.12	13.19
13/06/21	8:39:56	44.12	13.19
13/06/21	8:39:57	44.12	13.13
13/06/21	8:39:58	44.12	13.13
13/06/21	8:39:59	44.12	13.13
13/06/21	8:40:00	44.12	13.13
13/06/21	8:40:01	44.12	13.13
13/06/21	8:40:02	44.12	13.13
13/06/21	8:40:03	44.12	13.13
13/06/21	8:40:04	44.12	13.13
13/06/21	8:40:05	44.12	13.13
13/06/21	8:40:06	44.12	13.13
13/06/21	8:40:07	44.12	13.13
13/06/21	8:40:08	44.12	13.13
13/06/21	8:40:09	44.12	13.13
13/06/21	8:40:10	44.12	13.13
13/06/21	8:40:11	44.12	13.13
13/06/21	8:40:12	44.12	13.13
13/06/21	8:40:13	44.12	13.13
13/06/21	8:40:14	44.12	13.13
13/06/21	8:40:15	44.12	13.13
13/06/21	8:40:16	44.12	13.13
13/06/21	8:40:17	44.12	13.13
13/06/21	8:40:18	44.12	13.13
13/06/21	8:40:19	44.12	13.06
13/06/21	8:40:20	44.12	13.13
13/06/21	8:40:21	44.12	13.13
13/06/21	8:40:22	44.12	13.06
13/06/21	8:40:23	44.12	13.06
13/06/21	8:40:24	44.103	13.06
13/06/21	8:40:25	44.12	13.06
13/06/21	8:40:26	44.103	13.06
13/06/21	8:40:27	44.12	13.06
13/06/21	8:40:28	44.103	13.06
13/06/21	8:40:29	44.103	13.06
13/06/21	8:40:30	44.103	13.06
13/06/21	8:40:31	44.103	13.06
13/06/21	8:40:32	44.103	13.06
13/06/21	8:40:33	44.103	13.06
13/06/21	8:40:34	44.103	13.06
13/06/21	8:40:35	44.103	13.06
13/06/21	8:40:36	44.103	13.06
13/06/21	8:40:37	44.103	13.06
13/06/21	8:40:38	44.103	13.06
13/06/21	8:40:39	44.103	13.06
13/06/21	8:40:40	44.103	13.06
13/06/21	8:40:41	44.103	13.06
13/06/21	8:40:42	44.103	13.06
13/06/21	8:40:43	44.103	13.06
13/06/21	8:40:44	44.103	13.06
13/06/21	8:40:45	44.103	13.06
13/06/21	8:40:46	44.103	13.06
13/06/21	8:40:47	44.103	13.06

13/06/21	8:40:48	44.103	13.06
13/06/21	8:40:49	44.103	13.06
13/06/21	8:40:50	44.103	13.06
13/06/21	8:40:51	44.103	13.06
13/06/21	8:40:52	44.103	13.06
13/06/21	8:40:53	44.103	13
13/06/21	8:40:54	44.103	13
13/06/21	8:40:55	44.103	13
13/06/21	8:40:56	44.103	13
13/06/21	8:40:57	44.103	13
13/06/21	8:40:58	44.103	13
13/06/21	8:40:59	44.103	13
13/06/21	8:41:00	44.103	13
13/06/21	8:41:01	44.103	13
13/06/21	8:41:02	44.103	13
13/06/21	8:41:03	44.103	13
13/06/21	8:41:04	44.103	13
13/06/21	8:41:05	44.103	13
13/06/21	8:41:06	44.103	13
13/06/21	8:41:07	44.103	13
13/06/21	8:41:08	44.103	13
13/06/21	8:41:09	44.103	13
13/06/21	8:41:10	44.103	13
13/06/21	8:41:11	44.103	13
13/06/21	8:41:12	44.103	13
13/06/21	8:41:13	44.103	13
13/06/21	8:41:14	44.086	13
13/06/21	8:41:15	44.103	13
13/06/21	8:41:16	44.103	13
13/06/21	8:41:17	44.103	13
13/06/21	8:41:18	44.103	13
13/06/21	8:41:19	44.103	13
13/06/21	8:41:20	44.103	13
13/06/21	8:41:21	44.086	13
13/06/21	8:41:22	44.103	13
13/06/21	8:41:23	44.103	13
13/06/21	8:41:24	44.103	13
13/06/21	8:41:25	44.103	13
13/06/21	8:41:26	44.103	13
13/06/21	8:41:27	44.103	13
13/06/21	8:41:28	44.103	13
13/06/21	8:41:29	44.103	13
13/06/21	8:41:30	44.103	12.94
13/06/21	8:41:31	44.103	12.94
13/06/21	8:41:32	44.103	12.94
13/06/21	8:41:33	44.103	12.94
13/06/21	8:41:34	44.103	12.94
13/06/21	8:41:35	44.103	12.94
13/06/21	8:41:36	44.103	12.94
13/06/21	8:41:37	44.103	12.94
13/06/21	8:41:38	44.103	12.94
13/06/21	8:41:39	44.103	12.94
13/06/21	8:41:40	44.103	12.94
13/06/21	8:41:41	44.103	12.94
13/06/21	8:41:42	44.103	12.94
13/06/21	8:41:43	44.103	12.94
13/06/21	8:41:44	44.103	12.94
13/06/21	8:41:45	44.086	12.94
13/06/21	8:41:46	44.103	12.94
13/06/21	8:41:47	44.086	12.94
13/06/21	8:41:48	44.103	12.94
13/06/21	8:41:49	44.103	12.94
13/06/21	8:41:50	44.103	12.94
13/06/21	8:41:51	44.103	12.94
13/06/21	8:41:52	44.103	12.94
13/06/21	8:41:53	44.103	12.94
13/06/21	8:41:54	44.103	12.94
13/06/21	8:41:55	44.103	12.94
13/06/21	8:41:56	44.103	12.94
13/06/21	8:41:57	44.103	12.94
13/06/21	8:41:58	44.103	12.94
13/06/21	8:41:59	44.086	12.94

13/06/21	8:42:00	44.086	12.94
13/06/21	8:42:01	44.086	12.94
13/06/21	8:42:02	44.103	12.94
13/06/21	8:42:03	44.103	12.94
13/06/21	8:42:04	44.086	12.94
13/06/21	8:42:05	44.086	12.94
13/06/21	8:42:06	44.086	12.94
13/06/21	8:42:07	44.103	12.94
13/06/21	8:42:08	44.103	12.94
13/06/21	8:42:09	44.086	12.94
13/06/21	8:42:10	44.103	12.94
13/06/21	8:42:11	44.103	12.94
13/06/21	8:42:12	44.086	12.94
13/06/21	8:42:13	44.103	12.94
13/06/21	8:42:14	44.103	12.94
13/06/21	8:42:15	44.086	12.94
13/06/21	8:42:16	44.103	12.88
13/06/21	8:42:17	44.103	12.88
13/06/21	8:42:18	44.086	12.94
13/06/21	8:42:19	44.103	12.94
13/06/21	8:42:20	44.103	12.94
13/06/21	8:42:21	44.086	12.88
13/06/21	8:42:22	44.103	12.88
13/06/21	8:42:23	44.086	12.88
13/06/21	8:42:24	44.086	12.88
13/06/21	8:42:25	44.103	12.88
13/06/21	8:42:26	44.086	12.88
13/06/21	8:42:27	44.086	12.88
13/06/21	8:42:28	44.103	12.88
13/06/21	8:42:29	44.086	12.88
13/06/21	8:42:30	44.086	12.88
13/06/21	8:42:31	44.103	12.88
13/06/21	8:42:32	44.086	12.88
13/06/21	8:42:33	44.086	12.88
13/06/21	8:42:34	44.103	12.88
13/06/21	8:42:35	44.086	12.88
13/06/21	8:42:36	44.103	12.88
13/06/21	8:42:37	44.086	12.88
13/06/21	8:42:38	44.086	12.88
13/06/21	8:42:39	44.103	12.88
13/06/21	8:42:40	44.086	12.88
13/06/21	8:42:41	44.086	12.88
13/06/21	8:42:42	44.086	12.88
13/06/21	8:42:43	44.086	12.88
13/06/21	8:42:44	44.103	12.88
13/06/21	8:42:45	44.103	12.88
13/06/21	8:42:46	44.086	12.88
13/06/21	8:42:47	44.086	12.88
13/06/21	8:42:48	44.086	12.88
13/06/21	8:42:49	44.086	12.88
13/06/21	8:42:50	44.086	12.88
13/06/21	8:42:51	44.086	12.88
13/06/21	8:42:52	44.086	12.88
13/06/21	8:42:53	44.086	12.88
13/06/21	8:42:54	44.103	12.88
13/06/21	8:42:55	44.086	12.88
13/06/21	8:42:56	44.086	12.88
13/06/21	8:42:57	44.086	12.88
13/06/21	8:42:58	44.086	12.88
13/06/21	8:42:59	44.086	12.88
13/06/21	8:43:00	44.086	12.88
13/06/21	8:43:01	44.103	12.88
13/06/21	8:43:02	44.086	12.88
13/06/21	8:43:03	44.086	12.88
13/06/21	8:43:04	44.086	12.88
13/06/21	8:43:05	44.086	12.88
13/06/21	8:43:06	44.103	12.88
13/06/21	8:43:07	44.103	12.88
13/06/21	8:43:08	44.103	12.88
13/06/21	8:43:09	44.103	12.88
13/06/21	8:43:10	44.086	12.88
13/06/21	8:43:11	44.103	12.88

13/06/21	8:43:12	44.086	12.88
13/06/21	8:43:13	44.086	12.88
13/06/21	8:43:14	44.086	12.88
13/06/21	8:43:15	44.086	12.88
13/06/21	8:43:16	44.086	12.88
13/06/21	8:43:17	44.086	12.88
13/06/21	8:43:18	44.103	12.88
13/06/21	8:43:19	44.103	12.88
13/06/21	8:43:20	44.086	12.88
13/06/21	8:43:21	44.086	12.88
13/06/21	8:43:22	44.086	12.88
13/06/21	8:43:23	44.086	12.81
13/06/21	8:43:24	44.086	12.81
13/06/21	8:43:25	44.086	12.81
13/06/21	8:43:26	44.086	12.81
13/06/21	8:43:27	44.086	12.81
13/06/21	8:43:28	44.086	12.81
13/06/21	8:43:29	44.086	12.81
13/06/21	8:43:30	44.086	12.81
13/06/21	8:43:31	44.086	12.81
13/06/21	8:43:32	44.086	12.81
13/06/21	8:43:33	44.086	12.81
13/06/21	8:43:34	44.086	12.81
13/06/21	8:43:35	44.086	12.81
13/06/21	8:43:36	44.086	12.81
13/06/21	8:43:37	44.086	12.81
13/06/21	8:43:38	44.086	12.81
13/06/21	8:43:39	44.086	12.81
13/06/21	8:43:40	44.086	12.81
13/06/21	8:43:41	44.086	12.81
13/06/21	8:43:42	44.086	12.81
13/06/21	8:43:43	44.086	12.81
13/06/21	8:43:44	44.103	12.81
13/06/21	8:43:45	44.103	12.81
13/06/21	8:43:46	44.086	12.81
13/06/21	8:43:47	44.086	12.81
13/06/21	8:43:48	44.086	12.81
13/06/21	8:43:49	44.086	12.81
13/06/21	8:43:50	44.086	12.81
13/06/21	8:43:51	44.086	12.81
13/06/21	8:43:52	44.086	12.81
13/06/21	8:43:53	44.086	12.81
13/06/21	8:43:54	44.086	12.81
13/06/21	8:43:55	44.086	12.81
13/06/21	8:43:56	44.086	12.81
13/06/21	8:43:57	44.086	12.81
13/06/21	8:43:58	44.086	12.81
13/06/21	8:43:59	44.086	12.81
13/06/21	8:44:00	44.086	12.81
13/06/21	8:44:01	44.086	12.81
13/06/21	8:44:02	44.086	12.81
13/06/21	8:44:03	44.103	12.81
13/06/21	8:44:04	44.086	12.81
13/06/21	8:44:05	44.103	12.81
13/06/21	8:44:06	44.086	12.81
13/06/21	8:44:07	44.086	12.81
13/06/21	8:44:08	44.086	12.81
13/06/21	8:44:09	44.086	12.81
13/06/21	8:44:10	44.086	12.81
13/06/21	8:44:11	44.086	12.81
13/06/21	8:44:12	44.086	12.81
13/06/21	8:44:13	44.086	12.81
13/06/21	8:44:14	44.086	12.81
13/06/21	8:44:15	44.086	12.81
13/06/21	8:44:16	44.086	12.81
13/06/21	8:44:17	44.086	12.81
13/06/21	8:44:18	44.086	12.81
13/06/21	8:44:19	44.086	12.81
13/06/21	8:44:20	44.086	12.81
13/06/21	8:44:21	44.086	12.81
13/06/21	8:44:22	44.086	12.81
13/06/21	8:44:23	44.086	12.81

13/06/21	8:44:24	44.086	12.81
13/06/21	8:44:25	44.086	12.81
13/06/21	8:44:26	44.086	12.81
13/06/21	8:44:27	44.086	12.81
13/06/21	8:44:28	44.086	12.81
13/06/21	8:44:29	44.086	12.81
13/06/21	8:44:30	44.086	12.81
13/06/21	8:44:31	44.086	12.81
13/06/21	8:44:32	42.506	12.81
13/06/21	8:44:33	43.135	12.81
13/06/21	8:44:34	43.186	12.81
13/06/21	8:44:35	43.203	12.81
13/06/21	8:44:36	43.22	12.81
13/06/21	8:44:37	43.237	12.81
13/06/21	8:44:38	43.254	12.81
13/06/21	8:44:39	43.288	12.81
13/06/21	8:44:40	43.305	12.81
13/06/21	8:44:41	43.322	12.81
13/06/21	8:44:42	43.322	12.81
13/06/21	8:44:43	43.356	12.81
13/06/21	8:44:44	43.356	12.81
13/06/21	8:44:45	43.39	12.81
13/06/21	8:44:46	43.39	12.81
13/06/21	8:44:47	43.39	12.81
13/06/21	8:44:48	43.407	12.81
13/06/21	8:44:49	43.424	12.81
13/06/21	8:44:50	43.424	12.81
13/06/21	8:44:51	43.441	12.81
13/06/21	8:44:52	43.458	12.81
13/06/21	8:44:53	43.458	12.81
13/06/21	8:44:54	43.475	12.81
13/06/21	8:44:55	43.492	12.81
13/06/21	8:44:56	43.492	12.81
13/06/21	8:44:57	43.492	12.81
13/06/21	8:44:58	43.509	12.81
13/06/21	8:44:59	43.525	12.81
13/06/21	8:45:00	43.525	12.81
13/06/21	8:45:01	43.542	12.81
13/06/21	8:45:02	43.542	12.75
13/06/21	8:45:03	43.559	12.75
13/06/21	8:45:04	43.559	12.81
13/06/21	8:45:05	43.576	12.75
13/06/21	8:45:06	43.576	12.75
13/06/21	8:45:07	43.593	12.81
13/06/21	8:45:08	43.593	12.75
13/06/21	8:45:09	43.61	12.75
13/06/21	8:45:10	43.61	12.75
13/06/21	8:45:11	43.627	12.75
13/06/21	8:45:12	43.627	12.75
13/06/21	8:45:13	43.627	12.75
13/06/21	8:45:14	43.644	12.75
13/06/21	8:45:15	43.644	12.75
13/06/21	8:45:16	43.644	12.75
13/06/21	8:45:17	43.661	12.75
13/06/21	8:45:18	43.661	12.75
13/06/21	8:45:19	43.678	12.75
13/06/21	8:45:20	43.678	12.75
13/06/21	8:45:21	43.695	12.75
13/06/21	8:45:22	43.695	12.75
13/06/21	8:45:23	43.695	12.75
13/06/21	8:45:24	43.695	12.75
13/06/21	8:45:25	43.712	12.75
13/06/21	8:45:26	43.712	12.75
13/06/21	8:45:27	43.729	12.75
13/06/21	8:45:28	43.729	12.75
13/06/21	8:45:29	43.729	12.75
13/06/21	8:45:30	43.729	12.75
13/06/21	8:45:31	43.746	12.75
13/06/21	8:45:32	43.746	12.75
13/06/21	8:45:33	43.746	12.75
13/06/21	8:45:34	43.763	12.75
13/06/21	8:45:35	43.763	12.75

13/06/21	8:45:36	43.763	12.75
13/06/21	8:45:37	43.763	12.75
13/06/21	8:45:38	43.78	12.75
13/06/21	8:45:39	43.78	12.75
13/06/21	8:45:40	43.78	12.75
13/06/21	8:45:41	43.797	12.75
13/06/21	8:45:42	43.797	12.75
13/06/21	8:45:43	43.797	12.75
13/06/21	8:45:44	43.797	12.75
13/06/21	8:45:45	43.797	12.75
13/06/21	8:45:46	43.814	12.75
13/06/21	8:45:47	43.814	12.75
13/06/21	8:45:48	43.814	12.75
13/06/21	8:45:49	43.831	12.75
13/06/21	8:45:50	43.831	12.75
13/06/21	8:45:51	43.831	12.75
13/06/21	8:45:52	43.831	12.75
13/06/21	8:45:53	43.831	12.75
13/06/21	8:45:54	43.831	12.75
13/06/21	8:45:55	43.848	12.75
13/06/21	8:45:56	43.848	12.75
13/06/21	8:45:57	43.848	12.75
13/06/21	8:45:58	43.848	12.75
13/06/21	8:45:59	43.848	12.75
13/06/21	8:46:00	43.865	12.75
13/06/21	8:46:01	43.865	12.75
13/06/21	8:46:02	43.865	12.75
13/06/21	8:46:03	43.865	12.75
13/06/21	8:46:04	43.865	12.75
13/06/21	8:46:05	43.882	12.75
13/06/21	8:46:06	43.882	12.75
13/06/21	8:46:07	43.882	12.75
13/06/21	8:46:08	43.882	12.75
13/06/21	8:46:09	43.899	12.75
13/06/21	8:46:10	43.899	12.75
13/06/21	8:46:11	43.899	12.75
13/06/21	8:46:12	43.899	12.75
13/06/21	8:46:13	43.899	12.75
13/06/21	8:46:14	43.899	12.75
13/06/21	8:46:15	43.899	12.75
13/06/21	8:46:16	43.899	12.75
13/06/21	8:46:17	43.916	12.75
13/06/21	8:46:18	43.916	12.75
13/06/21	8:46:19	43.916	12.75
13/06/21	8:46:20	43.916	12.75
13/06/21	8:46:21	43.916	12.75
13/06/21	8:46:22	43.916	12.75
13/06/21	8:46:23	43.933	12.75
13/06/21	8:46:24	43.916	12.75
13/06/21	8:46:25	43.933	12.75
13/06/21	8:46:26	43.933	12.75
13/06/21	8:46:27	43.933	12.75
13/06/21	8:46:28	43.933	12.75
13/06/21	8:46:29	43.933	12.75
13/06/21	8:46:30	43.933	12.75
13/06/21	8:46:31	43.95	12.75
13/06/21	8:46:32	43.933	12.75
13/06/21	8:46:33	43.95	12.75
13/06/21	8:46:34	43.95	12.75
13/06/21	8:46:35	43.95	12.75
13/06/21	8:46:36	43.95	12.75
13/06/21	8:46:37	43.95	12.75
13/06/21	8:46:38	43.95	12.75
13/06/21	8:46:39	43.967	12.75
13/06/21	8:46:40	43.967	12.75
13/06/21	8:46:41	43.967	12.75
13/06/21	8:46:42	43.967	12.75
13/06/21	8:46:43	43.967	12.75
13/06/21	8:46:44	43.967	12.75
13/06/21	8:46:45	43.967	12.75
13/06/21	8:46:46	43.967	12.75
13/06/21	8:46:47	43.967	12.75

13/06/21	8:46:48	43.967	12.75
13/06/21	8:46:49	43.967	12.75
13/06/21	8:46:50	43.967	12.75
13/06/21	8:46:51	43.967	12.75
13/06/21	8:46:52	43.984	12.75
13/06/21	8:46:53	43.984	12.75
13/06/21	8:46:54	43.984	12.75
13/06/21	8:46:55	43.984	12.75
13/06/21	8:46:56	43.984	12.75
13/06/21	8:46:57	43.984	12.75
13/06/21	8:46:58	43.984	12.75
13/06/21	8:46:59	43.984	12.75
13/06/21	8:47:00	43.984	12.75
13/06/21	8:47:01	43.984	12.75
13/06/21	8:47:02	43.984	12.75
13/06/21	8:47:03	44.001	12.75
13/06/21	8:47:04	44.001	12.75
13/06/21	8:47:05	44.001	12.75
13/06/21	8:47:06	44.001	12.75
13/06/21	8:47:07	44.001	12.75
13/06/21	8:47:08	44.001	12.75
13/06/21	8:47:09	44.001	12.75
13/06/21	8:47:10	44.001	12.75
13/06/21	8:47:11	44.001	12.75
13/06/21	8:47:12	44.001	12.75
13/06/21	8:47:13	44.001	12.75
13/06/21	8:47:14	44.001	12.75
13/06/21	8:47:15	44.001	12.75
13/06/21	8:47:16	44.001	12.75
13/06/21	8:47:17	44.001	12.75
13/06/21	8:47:18	44.018	12.75
13/06/21	8:47:19	44.018	12.75
13/06/21	8:47:20	44.001	12.75
13/06/21	8:47:21	44.018	12.75
13/06/21	8:47:22	44.018	12.75
13/06/21	8:47:23	44.018	12.75
13/06/21	8:47:24	44.001	12.75
13/06/21	8:47:25	44.018	12.75
13/06/21	8:47:26	44.018	12.75
13/06/21	8:47:27	44.018	12.75
13/06/21	8:47:28	44.018	12.75
13/06/21	8:47:29	44.018	12.75
13/06/21	8:47:30	44.035	12.75
13/06/21	8:47:31	44.035	12.75
13/06/21	8:47:32	44.035	12.75
13/06/21	8:47:33	44.035	12.75
13/06/21	8:47:34	44.035	12.75
13/06/21	8:47:35	44.035	12.75
13/06/21	8:47:36	44.035	12.75
13/06/21	8:47:37	44.035	12.75
13/06/21	8:47:38	44.035	12.75
13/06/21	8:47:39	44.035	12.75
13/06/21	8:47:40	44.035	12.75
13/06/21	8:47:41	44.035	12.75
13/06/21	8:47:42	44.018	12.75
13/06/21	8:47:43	44.035	12.75
13/06/21	8:47:44	44.035	12.75
13/06/21	8:47:45	44.035	12.75
13/06/21	8:47:46	44.035	12.75
13/06/21	8:47:47	44.035	12.75
13/06/21	8:47:48	44.035	12.75
13/06/21	8:47:49	44.035	12.75
13/06/21	8:47:50	44.035	12.75
13/06/21	8:47:51	44.035	12.75
13/06/21	8:47:52	44.035	12.75
13/06/21	8:47:53	44.035	12.75
13/06/21	8:47:54	44.035	12.75
13/06/21	8:47:55	44.035	12.75
13/06/21	8:47:56	44.035	12.75
13/06/21	8:47:57	44.035	12.75
13/06/21	8:47:58	44.035	12.75
13/06/21	8:47:59	44.035	12.75

13/06/21	8:48:00	44.052	12.75
13/06/21	8:48:01	44.035	12.75
13/06/21	8:48:02	44.035	12.75
13/06/21	8:48:03	44.035	12.75
13/06/21	8:48:04	44.035	12.75
13/06/21	8:48:05	44.052	12.75
13/06/21	8:48:06	44.052	12.75
13/06/21	8:48:07	44.052	12.75
13/06/21	8:48:08	44.035	12.69
13/06/21	8:48:09	44.035	12.75
13/06/21	8:48:10	44.052	12.75
13/06/21	8:48:11	44.052	12.75
13/06/21	8:48:12	44.052	12.75
13/06/21	8:48:13	44.052	12.75
13/06/21	8:48:14	44.052	12.69
13/06/21	8:48:15	44.052	12.75
13/06/21	8:48:16	44.052	12.69
13/06/21	8:48:17	44.052	12.69
13/06/21	8:48:18	44.052	12.75
13/06/21	8:48:19	44.052	12.75
13/06/21	8:48:20	44.052	12.75
13/06/21	8:48:21	44.052	12.75
13/06/21	8:48:22	44.052	12.69
13/06/21	8:48:23	44.052	12.75
13/06/21	8:48:24	44.052	12.69
13/06/21	8:48:25	44.052	12.69
13/06/21	8:48:26	44.052	12.75
13/06/21	8:48:27	44.052	12.69
13/06/21	8:48:28	44.052	12.75
13/06/21	8:48:29	44.052	12.69
13/06/21	8:48:30	44.052	12.69
13/06/21	8:48:31	44.069	12.69
13/06/21	8:48:32	44.069	12.75
13/06/21	8:48:33	44.052	12.69
13/06/21	8:48:34	44.069	12.69
13/06/21	8:48:35	44.069	12.69
13/06/21	8:48:36	44.069	12.69
13/06/21	8:48:37	44.052	12.69
13/06/21	8:48:38	44.069	12.69
13/06/21	8:48:39	44.052	12.69
13/06/21	8:48:40	44.052	12.69
13/06/21	8:48:41	44.052	12.75
13/06/21	8:48:42	44.069	12.69
13/06/21	8:48:43	44.069	12.69
13/06/21	8:48:44	44.069	12.69
13/06/21	8:48:45	44.069	12.69
13/06/21	8:48:46	44.069	12.69
13/06/21	8:48:47	44.069	12.69
13/06/21	8:48:48	44.069	12.69
13/06/21	8:48:49	44.069	12.69
13/06/21	8:48:50	44.069	12.69
13/06/21	8:48:51	44.069	12.69
13/06/21	8:48:52	44.069	12.69
13/06/21	8:48:53	44.052	12.69
13/06/21	8:48:54	44.069	12.69
13/06/21	8:48:55	44.069	12.69
13/06/21	8:48:56	44.069	12.69
13/06/21	8:48:57	44.069	12.69
13/06/21	8:48:58	44.069	12.69
13/06/21	8:48:59	44.069	12.69
13/06/21	8:49:00	44.069	12.69
13/06/21	8:49:01	44.069	12.69
13/06/21	8:49:02	44.069	12.69
13/06/21	8:49:03	44.069	12.69
13/06/21	8:49:04	44.069	12.69
13/06/21	8:49:05	44.069	12.69
13/06/21	8:49:06	44.069	12.69
13/06/21	8:49:07	44.069	12.69
13/06/21	8:49:08	44.069	12.69
13/06/21	8:49:09	44.069	12.69
13/06/21	8:49:10	44.069	12.69
13/06/21	8:49:11	44.069	12.69

13/06/21	8:49:12	44.069	12.69
13/06/21	8:49:13	44.069	12.69
13/06/21	8:49:14	44.069	12.69
13/06/21	8:49:15	44.069	12.69
13/06/21	8:49:16	44.069	12.69
13/06/21	8:49:17	44.069	12.69
13/06/21	8:49:18	44.069	12.69
13/06/21	8:49:19	44.069	12.69
13/06/21	8:49:20	44.069	12.69
13/06/21	8:49:21	44.069	12.69
13/06/21	8:49:22	44.069	12.69
13/06/21	8:49:23	44.069	12.69
13/06/21	8:49:24	44.069	12.69
13/06/21	8:49:25	44.069	12.69
13/06/21	8:49:26	44.069	12.69
13/06/21	8:49:27	44.069	12.69
13/06/21	8:49:28	44.069	12.69
13/06/21	8:49:29	44.069	12.69
13/06/21	8:49:30	44.069	12.69
13/06/21	8:49:31	44.069	12.69
13/06/21	8:49:32	44.069	12.69
13/06/21	8:49:33	44.069	12.69
13/06/21	8:49:34	44.069	12.69
13/06/21	8:49:35	44.069	12.69
13/06/21	8:49:36	44.069	12.69
13/06/21	8:49:37	44.069	12.69
13/06/21	8:49:38	44.069	12.69
13/06/21	8:49:39	44.069	12.69
13/06/21	8:49:40	44.069	12.69
13/06/21	8:49:41	44.069	12.69
13/06/21	8:49:42	44.069	12.69
13/06/21	8:49:43	44.069	12.69
13/06/21	8:49:44	44.069	12.69
13/06/21	8:49:45	44.069	12.69
13/06/21	8:49:46	44.069	12.69
13/06/21	8:49:47	44.086	12.69
13/06/21	8:49:48	44.069	12.69
13/06/21	8:49:49	44.069	12.69
13/06/21	8:49:50	44.069	12.69
13/06/21	8:49:51	44.069	12.69
13/06/21	8:49:52	44.069	12.69
13/06/21	8:49:53	44.069	12.69
13/06/21	8:49:54	44.069	12.69
13/06/21	8:49:55	44.069	12.69
13/06/21	8:49:56	44.069	12.69
13/06/21	8:49:57	44.069	12.69
13/06/21	8:49:58	44.069	12.69
13/06/21	8:49:59	44.069	12.69
13/06/21	8:50:00	44.069	12.69
13/06/21	8:50:01	44.086	12.69
13/06/21	8:50:02	44.086	12.69
13/06/21	8:50:03	44.086	12.69
13/06/21	8:50:04	44.069	12.69
13/06/21	8:50:05	44.069	12.69
13/06/21	8:50:06	44.069	12.69
13/06/21	8:50:07	44.086	12.69
13/06/21	8:50:08	44.069	12.69
13/06/21	8:50:09	44.069	12.69
13/06/21	8:50:10	44.086	12.69
13/06/21	8:50:11	44.069	12.69
13/06/21	8:50:12	44.086	12.69
13/06/21	8:50:13	44.069	12.69
13/06/21	8:50:14	44.069	12.69
13/06/21	8:50:15	44.086	12.69
13/06/21	8:50:16	44.069	12.69
13/06/21	8:50:17	44.069	12.69
13/06/21	8:50:18	44.069	12.69
13/06/21	8:50:19	44.069	12.69
13/06/21	8:50:20	44.086	12.69
13/06/21	8:50:21	44.086	12.69
13/06/21	8:50:22	44.069	12.69
13/06/21	8:50:23	44.086	12.69

13/06/21	8:50:24	44.086	12.69
13/06/21	8:50:25	44.069	12.69
13/06/21	8:50:26	44.069	12.69
13/06/21	8:50:27	44.069	12.69
13/06/21	8:50:28	44.086	12.69
13/06/21	8:50:29	44.086	12.69
13/06/21	8:50:30	44.086	12.69
13/06/21	8:50:31	44.069	12.69
13/06/21	8:50:32	44.086	12.69
13/06/21	8:50:33	44.069	12.69
13/06/21	8:50:34	44.086	12.69
13/06/21	8:50:35	44.069	12.69
13/06/21	8:50:36	44.086	12.69
13/06/21	8:50:37	44.086	12.69
13/06/21	8:50:38	44.086	12.69
13/06/21	8:50:39	44.086	12.69
13/06/21	8:50:40	44.069	12.69
13/06/21	8:50:41	44.086	12.69
13/06/21	8:50:42	44.086	12.69
13/06/21	8:50:43	44.086	12.69
13/06/21	8:50:44	44.086	12.69
13/06/21	8:50:45	44.086	12.69
13/06/21	8:50:46	44.086	12.69
13/06/21	8:50:47	44.069	12.69
13/06/21	8:50:48	44.086	12.69
13/06/21	8:50:49	44.069	12.69
13/06/21	8:50:50	44.086	12.69
13/06/21	8:50:51	44.086	12.69
13/06/21	8:50:52	44.086	12.69
13/06/21	8:50:53	44.069	12.69
13/06/21	8:50:54	44.086	12.69
13/06/21	8:50:55	44.086	12.69
13/06/21	8:50:56	44.086	12.69
13/06/21	8:50:57	44.086	12.69
13/06/21	8:50:58	44.086	12.69
13/06/21	8:50:59	44.086	12.69
13/06/21	8:51:00	44.086	12.69
13/06/21	8:51:01	44.086	12.69
13/06/21	8:51:02	44.086	12.69
13/06/21	8:51:03	44.086	12.69
13/06/21	8:51:04	44.086	12.69
13/06/21	8:51:05	44.069	12.69
13/06/21	8:51:06	44.069	12.69
13/06/21	8:51:07	44.086	12.69
13/06/21	8:51:08	44.086	12.69
13/06/21	8:51:09	44.086	12.69
13/06/21	8:51:10	44.086	12.69
13/06/21	8:51:11	44.086	12.69
13/06/21	8:51:12	44.086	12.69
13/06/21	8:51:13	44.086	12.69
13/06/21	8:51:14	44.086	12.69
13/06/21	8:51:15	44.086	12.69
13/06/21	8:51:16	44.086	12.69
13/06/21	8:51:17	44.086	12.69
13/06/21	8:51:18	44.086	12.69
13/06/21	8:51:19	44.086	12.69
13/06/21	8:51:20	44.086	12.69
13/06/21	8:51:21	44.086	12.69
13/06/21	8:51:22	44.086	12.69
13/06/21	8:51:23	44.069	12.69
13/06/21	8:51:24	44.086	12.69
13/06/21	8:51:25	44.086	12.69
13/06/21	8:51:26	44.086	12.69
13/06/21	8:51:27	44.086	12.69
13/06/21	8:51:28	44.086	12.69
13/06/21	8:51:29	44.086	12.69
13/06/21	8:51:30	44.086	12.69
13/06/21	8:51:31	44.086	12.69
13/06/21	8:51:32	44.086	12.69
13/06/21	8:51:33	44.086	12.69
13/06/21	8:51:34	44.086	12.69
13/06/21	8:51:35	44.086	12.69

13/06/21	8:51:36	44.086	12.69
13/06/21	8:51:37	44.086	12.69
13/06/21	8:51:38	44.086	12.69
13/06/21	8:51:39	44.086	12.69
13/06/21	8:51:40	44.086	12.69
13/06/21	8:51:41	44.086	12.69
13/06/21	8:51:42	44.086	12.69
13/06/21	8:51:43	44.086	12.69
13/06/21	8:51:44	44.086	12.69
13/06/21	8:51:45	44.086	12.69
13/06/21	8:51:46	44.086	12.69
13/06/21	8:51:47	44.086	12.69
13/06/21	8:51:48	44.086	12.69
13/06/21	8:51:49	44.086	12.69
13/06/21	8:51:50	44.086	12.69
13/06/21	8:51:51	44.086	12.69
13/06/21	8:51:52	44.086	12.69
13/06/21	8:51:53	44.086	12.69
13/06/21	8:51:54	44.086	12.69
13/06/21	8:51:55	44.086	12.69
13/06/21	8:51:56	44.086	12.69
13/06/21	8:51:57	44.086	12.69
13/06/21	8:51:58	44.086	12.69
13/06/21	8:51:59	44.086	12.69
13/06/21	8:52:00	44.086	12.69
13/06/21	8:52:01	44.086	12.69
13/06/21	8:52:02	44.086	12.69
13/06/21	8:52:03	44.086	12.69
13/06/21	8:52:04	44.086	12.69
13/06/21	8:52:05	44.086	12.69
13/06/21	8:52:06	44.086	12.69
13/06/21	8:52:07	44.086	12.69
13/06/21	8:52:08	44.086	12.69
13/06/21	8:52:09	44.086	12.69
13/06/21	8:52:10	44.086	12.69
13/06/21	8:52:11	44.086	12.69
13/06/21	8:52:12	44.086	12.69
13/06/21	8:52:13	44.086	12.69
13/06/21	8:52:14	44.086	12.69
13/06/21	8:52:15	44.086	12.69
13/06/21	8:52:16	44.086	12.69
13/06/21	8:52:17	44.086	12.69
13/06/21	8:52:18	44.086	12.69
13/06/21	8:52:19	44.086	12.69
13/06/21	8:52:20	44.086	12.69
13/06/21	8:52:21	44.086	12.69
13/06/21	8:52:22	44.086	12.69
13/06/21	8:52:23	44.086	12.69
13/06/21	8:52:24	44.086	12.69
13/06/21	8:52:25	44.086	12.69
13/06/21	8:52:26	44.086	12.69
13/06/21	8:52:27	44.086	12.69
13/06/21	8:52:28	44.086	12.69
13/06/21	8:52:29	44.086	12.69
13/06/21	8:52:30	44.086	12.69
13/06/21	8:52:31	44.086	12.69
13/06/21	8:52:32	44.086	12.69
13/06/21	8:52:33	44.086	12.69
13/06/21	8:52:34	44.086	12.69
13/06/21	8:52:35	44.086	12.69
13/06/21	8:52:36	44.086	12.69
13/06/21	8:52:37	44.086	12.69
13/06/21	8:52:38	44.086	12.69
13/06/21	8:52:39	44.086	12.69
13/06/21	8:52:40	44.086	12.69
13/06/21	8:52:41	44.086	12.69
13/06/21	8:52:42	44.086	12.69
13/06/21	8:52:43	44.086	12.69
13/06/21	8:52:44	44.086	12.69
13/06/21	8:52:45	44.086	12.69
13/06/21	8:52:46	44.086	12.69
13/06/21	8:52:47	44.086	12.69

13/06/21	8:52:48	44.086	12.69
13/06/21	8:52:49	44.086	12.69
13/06/21	8:52:50	44.086	12.69
13/06/21	8:52:51	44.086	12.69
13/06/21	8:52:52	44.086	12.69
13/06/21	8:52:53	44.086	12.69
13/06/21	8:52:54	44.086	12.69
13/06/21	8:52:55	44.086	12.69
13/06/21	8:52:56	44.086	12.69
13/06/21	8:52:57	44.086	12.69
13/06/21	8:52:58	44.086	12.69
13/06/21	8:52:59	44.086	12.69
13/06/21	8:53:00	44.086	12.69
13/06/21	8:53:01	44.086	12.69
13/06/21	8:53:02	44.086	12.69
13/06/21	8:53:03	44.086	12.69
13/06/21	8:53:04	44.086	12.69
13/06/21	8:53:05	44.086	12.69
13/06/21	8:53:06	44.086	12.69
13/06/21	8:53:07	44.086	12.69
13/06/21	8:53:08	44.086	12.69
13/06/21	8:53:09	44.086	12.69
13/06/21	8:53:10	44.086	12.69
13/06/21	8:53:11	44.086	12.69
13/06/21	8:53:12	44.086	12.69
13/06/21	8:53:13	44.086	12.69
13/06/21	8:53:14	44.086	12.69
13/06/21	8:53:15	44.086	12.69
13/06/21	8:53:16	44.086	12.69
13/06/21	8:53:17	44.086	12.69
13/06/21	8:53:18	44.086	12.69
13/06/21	8:53:19	44.086	12.69
13/06/21	8:53:20	44.086	12.69
13/06/21	8:53:21	44.086	12.69
13/06/21	8:53:22	44.086	12.69
13/06/21	8:53:23	44.086	12.69
13/06/21	8:53:24	44.086	12.69
13/06/21	8:53:25	44.086	12.69
13/06/21	8:53:26	44.086	12.69
13/06/21	8:53:27	44.086	12.69
13/06/21	8:53:28	44.086	12.69
13/06/21	8:53:29	44.086	12.69
13/06/21	8:53:30	44.086	12.69
13/06/21	8:53:31	44.086	12.69
13/06/21	8:53:32	44.086	12.69
13/06/21	8:53:33	44.086	12.69
13/06/21	8:53:34	44.086	12.69
13/06/21	8:53:35	44.086	12.69
13/06/21	8:53:36	44.086	12.69
13/06/21	8:53:37	44.086	12.69
13/06/21	8:53:38	44.086	12.69
13/06/21	8:53:39	44.086	12.69
13/06/21	8:53:40	44.086	12.69
13/06/21	8:53:41	44.086	12.69
13/06/21	8:53:42	44.086	12.69
13/06/21	8:53:43	44.086	12.69
13/06/21	8:53:44	44.086	12.69
13/06/21	8:53:45	44.086	12.69
13/06/21	8:53:46	44.086	12.69
13/06/21	8:53:47	44.086	12.69
13/06/21	8:53:48	44.086	12.69
13/06/21	8:53:49	44.086	12.69
13/06/21	8:53:50	44.086	12.69
13/06/21	8:53:51	44.086	12.69
13/06/21	8:53:52	44.086	12.69
13/06/21	8:53:53	44.086	12.69
13/06/21	8:53:54	44.086	12.69
13/06/21	8:53:55	44.086	12.69
13/06/21	8:53:56	44.086	12.69
13/06/21	8:53:57	44.086	12.69
13/06/21	8:53:58	44.086	12.69
13/06/21	8:53:59	44.086	12.69

13/06/21	8:54:00	44.086	12.69
13/06/21	8:54:01	44.086	12.69
13/06/21	8:54:02	44.086	12.69
13/06/21	8:54:03	44.086	12.69
13/06/21	8:54:04	44.086	12.69
13/06/21	8:54:05	44.086	12.69
13/06/21	8:54:06	44.086	12.69
13/06/21	8:54:07	44.086	12.69
13/06/21	8:54:08	44.086	12.69
13/06/21	8:54:09	44.086	12.69
13/06/21	8:54:10	44.086	12.69
13/06/21	8:54:11	44.086	12.69
13/06/21	8:54:12	44.086	12.69
13/06/21	8:54:13	44.086	12.69
13/06/21	8:54:14	44.086	12.69
13/06/21	8:54:15	44.086	12.69
13/06/21	8:54:16	44.086	12.69
13/06/21	8:54:17	44.086	12.69
13/06/21	8:54:18	44.086	12.69
13/06/21	8:54:19	44.086	12.69
13/06/21	8:54:20	44.086	12.69
13/06/21	8:54:21	44.086	12.69
13/06/21	8:54:22	44.086	12.69
13/06/21	8:54:23	44.086	12.69
13/06/21	8:54:24	44.086	12.69
13/06/21	8:54:25	44.086	12.69
13/06/21	8:54:26	44.086	12.69
13/06/21	8:54:27	44.086	12.69
13/06/21	8:54:28	44.086	12.69
13/06/21	8:54:29	44.086	12.69
13/06/21	8:54:30	44.086	12.69
13/06/21	8:54:31	44.086	12.69
13/06/21	8:54:32	44.086	12.69
13/06/21	8:54:33	44.086	12.69
13/06/21	8:54:34	44.086	12.69
13/06/21	8:54:35	44.086	12.69
13/06/21	8:54:36	44.086	12.69
13/06/21	8:54:37	44.086	12.69
13/06/21	8:54:38	44.086	12.69
13/06/21	8:54:39	44.086	12.69
13/06/21	8:54:40	44.086	12.69
13/06/21	8:54:41	44.086	12.69
13/06/21	8:54:42	44.103	12.69
13/06/21	8:54:43	44.086	12.69
13/06/21	8:54:44	44.086	12.69
13/06/21	8:54:45	44.086	12.69
13/06/21	8:54:46	44.086	12.69
13/06/21	8:54:47	44.086	12.69
13/06/21	8:54:48	44.086	12.69
13/06/21	8:54:49	44.086	12.69
13/06/21	8:54:50	44.086	12.69
13/06/21	8:54:51	44.086	12.69
13/06/21	8:54:52	44.086	12.69
13/06/21	8:54:53	44.086	12.69
13/06/21	8:54:54	44.086	12.69
13/06/21	8:54:55	44.086	12.69
13/06/21	8:54:56	44.086	12.69
13/06/21	8:54:57	44.086	12.69
13/06/21	8:54:58	44.086	12.69
13/06/21	8:54:59	44.086	12.69
13/06/21	8:55:00	44.086	12.69
13/06/21	8:55:01	44.086	12.69
13/06/21	8:55:02	44.086	12.69
13/06/21	8:55:03	44.086	12.69
13/06/21	8:55:04	44.086	12.69
13/06/21	8:55:05	44.086	12.69
13/06/21	8:55:06	44.086	12.69
13/06/21	8:55:07	44.086	12.69
13/06/21	8:55:08	44.086	12.69
13/06/21	8:55:09	44.086	12.69
13/06/21	8:55:10	44.086	12.69
13/06/21	8:55:11	44.103	12.69

13/06/21	8:55:12	44.086	12.69
13/06/21	8:55:13	44.086	12.69
13/06/21	8:55:14	44.086	12.69
13/06/21	8:55:15	44.086	12.69
13/06/21	8:55:16	44.086	12.69
13/06/21	8:55:17	44.086	12.69
13/06/21	8:55:18	44.086	12.69
13/06/21	8:55:19	44.086	12.69
13/06/21	8:55:20	44.086	12.69
13/06/21	8:55:21	44.086	12.69
13/06/21	8:55:22	44.086	12.69
13/06/21	8:55:23	44.086	12.69
13/06/21	8:55:24	44.086	12.69
13/06/21	8:55:25	44.086	12.69
13/06/21	8:55:26	44.103	12.69
13/06/21	8:55:27	44.086	12.69
13/06/21	8:55:28	44.086	12.69
13/06/21	8:55:29	44.086	12.69
13/06/21	8:55:30	44.086	12.69
13/06/21	8:55:31	44.086	12.69
13/06/21	8:55:32	44.086	12.69
13/06/21	8:55:33	44.086	12.69
13/06/21	8:55:34	44.086	12.69
13/06/21	8:55:35	44.086	12.69
13/06/21	8:55:36	44.086	12.69
13/06/21	8:55:37	44.086	12.69
13/06/21	8:55:38	44.086	12.69
13/06/21	8:55:39	44.086	12.69
13/06/21	8:55:40	44.086	12.69
13/06/21	8:55:41	44.086	12.69
13/06/21	8:55:42	44.086	12.69
13/06/21	8:55:43	44.086	12.69
13/06/21	8:55:44	44.086	12.69
13/06/21	8:55:45	44.103	12.69
13/06/21	8:55:46	44.103	12.69
13/06/21	8:55:47	44.103	12.69
13/06/21	8:55:48	44.103	12.69
13/06/21	8:55:49	44.103	12.69
13/06/21	8:55:50	44.103	12.69
13/06/21	8:55:51	44.103	12.69
13/06/21	8:55:52	44.103	12.69
13/06/21	8:55:53	44.103	12.69
13/06/21	8:55:54	44.103	12.69
13/06/21	8:55:55	44.103	12.69
13/06/21	8:55:56	44.12	12.69
13/06/21	8:55:57	44.12	12.69
13/06/21	8:55:58	44.103	12.69
13/06/21	8:55:59	44.103	12.69
13/06/21	8:56:00	44.052	12.69
13/06/21	8:56:01	44.137	12.69
13/06/21	8:56:02	44.001	12.69
13/06/21	8:56:03	43.933	12.69
13/06/21	8:56:04	43.78	12.69
13/06/21	8:56:05	43.492	12.69
13/06/21	8:56:06	43.593	12.69
13/06/21	8:56:07	43.627	12.69
13/06/21	8:56:08	43.678	12.69
13/06/21	8:56:09	43.678	12.69
13/06/21	8:56:10	43.254	12.69
13/06/21	8:56:11	39.006	12.69
13/06/21	8:56:12	36.917	12.69
13/06/21	8:56:13	35.15	12.69
13/06/21	8:56:14	34.046	12.69
13/06/21	8:56:15	34.046	12.69
13/06/21	8:56:16	34.063	12.69
13/06/21	8:56:17	34.063	12.69
13/06/21	8:56:18	34.08	12.69
13/06/21	8:56:19	34.08	12.69
13/06/21	8:56:20	34.08	12.69
13/06/21	8:56:21	34.08	12.69
13/06/21	8:56:22	34.08	12.69
13/06/21	8:56:23	34.08	12.69

13/06/21	8:56:24	34.08	12.69
13/06/21	8:56:25	34.08	12.69
13/06/21	8:56:26	34.08	12.69
13/06/21	8:56:27	34.08	12.69
13/06/21	8:56:28	34.08	12.69
13/06/21	8:56:29	34.08	12.69
13/06/21	8:56:30	34.08	12.69
13/06/21	8:56:31	34.08	12.75
13/06/21	8:56:32	34.063	12.75
13/06/21	8:56:33	34.063	12.75
13/06/21	8:56:34	34.063	12.75
13/06/21	8:56:35	34.063	12.75
13/06/21	8:56:36	34.063	12.75
13/06/21	8:56:37	34.063	12.75
13/06/21	8:56:38	34.063	12.75
13/06/21	8:56:39	34.063	12.75
13/06/21	8:56:40	34.063	12.81
13/06/21	8:56:41	34.063	12.81
13/06/21	8:56:42	34.063	12.81
13/06/21	8:56:43	34.063	12.81
13/06/21	8:56:44	34.046	12.81
13/06/21	8:56:45	34.063	12.81
13/06/21	8:56:46	34.063	12.81
13/06/21	8:56:47	34.063	12.81
13/06/21	8:56:48	34.063	12.88
13/06/21	8:56:49	34.063	12.88
13/06/21	8:56:50	34.063	12.88
13/06/21	8:56:51	34.063	12.88
13/06/21	8:56:52	34.063	12.88
13/06/21	8:56:53	34.063	12.88
13/06/21	8:56:54	34.063	12.88
13/06/21	8:56:55	34.063	12.94
13/06/21	8:56:56	34.063	12.94
13/06/21	8:56:57	34.063	12.94
13/06/21	8:56:58	34.046	12.94
13/06/21	8:56:59	34.063	12.94
13/06/21	8:57:00	34.063	12.94
13/06/21	8:57:01	34.063	12.94
13/06/21	8:57:02	35.048	12.94
13/06/21	8:57:03	35.031	12.94
13/06/21	8:57:04	35.048	13
13/06/21	8:57:05	35.048	13
13/06/21	8:57:06	35.048	13
13/06/21	8:57:07	35.048	13
13/06/21	8:57:08	35.048	13
13/06/21	8:57:09	35.048	13
13/06/21	8:57:10	35.048	13.06
13/06/21	8:57:11	35.048	13.06
13/06/21	8:57:12	35.048	13.06
13/06/21	8:57:13	35.048	13.06
13/06/21	8:57:14	35.048	13.13
13/06/21	8:57:15	35.048	13.13
13/06/21	8:57:16	35.048	13.13
13/06/21	8:57:17	35.048	13.13
13/06/21	8:57:18	35.048	13.19
13/06/21	8:57:19	35.048	13.19
13/06/21	8:57:20	35.048	13.19
13/06/21	8:57:21	35.048	13.25
13/06/21	8:57:22	35.048	13.25
13/06/21	8:57:23	35.048	13.25
13/06/21	8:57:24	35.048	13.31
13/06/21	8:57:25	35.048	13.31
13/06/21	8:57:26	35.048	13.31
13/06/21	8:57:27	35.048	13.38
13/06/21	8:57:28	35.048	13.38
13/06/21	8:57:29	35.048	13.44
13/06/21	8:57:30	35.048	13.44
13/06/21	8:57:31	35.048	13.44
13/06/21	8:57:32	35.048	13.5
13/06/21	8:57:33	35.048	13.5
13/06/21	8:57:34	35.048	13.56
13/06/21	8:57:35	35.048	13.56

13/06/21	8:57:36	35.048	13.56
13/06/21	8:57:37	35.048	13.63
13/06/21	8:57:38	35.048	13.63
13/06/21	8:57:39	35.048	13.63
13/06/21	8:57:40	35.048	13.69
13/06/21	8:57:41	35.048	13.69
13/06/21	8:57:42	35.048	13.75
13/06/21	8:57:43	35.031	13.75
13/06/21	8:57:44	35.048	13.75
13/06/21	8:57:45	35.048	13.81
13/06/21	8:57:46	35.048	13.81
13/06/21	8:57:47	35.048	13.88
13/06/21	8:57:48	35.048	13.88
13/06/21	8:57:49	35.048	13.88
13/06/21	8:57:50	35.031	13.94
13/06/21	8:57:51	35.048	13.94
13/06/21	8:57:52	35.048	13.94
13/06/21	8:57:53	35.048	14
13/06/21	8:57:54	35.048	14
13/06/21	8:57:55	35.048	14.06
13/06/21	8:57:56	35.031	14.06
13/06/21	8:57:57	35.048	14.06
13/06/21	8:57:58	35.048	14.13
13/06/21	8:57:59	35.048	14.13
13/06/21	8:58:00	35.048	14.13
13/06/21	8:58:01	35.048	14.19
13/06/21	8:58:02	35.048	14.19
13/06/21	8:58:03	35.048	14.25
13/06/21	8:58:04	35.048	14.25
13/06/21	8:58:05	35.048	14.25
13/06/21	8:58:06	35.048	14.31
13/06/21	8:58:07	35.048	14.31
13/06/21	8:58:08	35.048	14.31
13/06/21	8:58:09	35.031	14.38
13/06/21	8:58:10	35.048	14.38
13/06/21	8:58:11	35.048	14.38
13/06/21	8:58:12	35.048	14.44
13/06/21	8:58:13	35.048	14.44
13/06/21	8:58:14	35.031	14.5
13/06/21	8:58:15	35.031	14.5
13/06/21	8:58:16	35.048	14.5
13/06/21	8:58:17	35.048	14.56
13/06/21	8:58:18	35.048	14.56
13/06/21	8:58:19	35.031	14.56
13/06/21	8:58:20	35.014	14.63
13/06/21	8:58:21	34.029	14.63
13/06/21	8:58:22	34.963	14.63
13/06/21	8:58:23	34.997	14.69
13/06/21	8:58:24	35.031	14.69
13/06/21	8:58:25	34.08	14.69
13/06/21	8:58:26	34.063	14.75
13/06/21	8:58:27	34.063	14.75
13/06/21	8:58:28	34.063	14.75
13/06/21	8:58:29	34.063	14.81
13/06/21	8:58:30	34.063	14.81
13/06/21	8:58:31	34.046	14.81
13/06/21	8:58:32	34.046	14.88
13/06/21	8:58:33	34.046	14.88
13/06/21	8:58:34	34.063	14.88
13/06/21	8:58:35	34.046	14.94
13/06/21	8:58:36	34.046	14.94
13/06/21	8:58:37	34.046	14.94
13/06/21	8:58:38	34.046	15
13/06/21	8:58:39	34.046	15
13/06/21	8:58:40	34.063	15
13/06/21	8:58:41	34.046	15.06
13/06/21	8:58:42	34.063	15.06
13/06/21	8:58:43	34.046	15.06
13/06/21	8:58:44	34.046	15.13
13/06/21	8:58:45	34.046	15.13
13/06/21	8:58:46	34.046	15.13
13/06/21	8:58:47	34.046	15.19

13/06/21	8:58:48	34.046	15.19
13/06/21	8:58:49	34.046	15.19
13/06/21	8:58:50	34.046	15.25
13/06/21	8:58:51	34.046	15.25
13/06/21	8:58:52	34.046	15.25
13/06/21	8:58:53	34.046	15.31
13/06/21	8:58:54	34.046	15.31
13/06/21	8:58:55	34.046	15.31
13/06/21	8:58:56	34.046	15.38
13/06/21	8:58:57	34.046	15.38
13/06/21	8:58:58	34.046	15.38
13/06/21	8:58:59	34.046	15.44
13/06/21	8:59:00	34.046	15.44
13/06/21	8:59:01	34.046	15.5
13/06/21	8:59:02	34.046	15.5
13/06/21	8:59:03	34.046	15.5
13/06/21	8:59:04	34.046	15.5
13/06/21	8:59:05	34.046	15.56
13/06/21	8:59:06	34.046	15.56
13/06/21	8:59:07	34.046	15.56
13/06/21	8:59:08	34.046	15.63
13/06/21	8:59:09	34.046	15.63
13/06/21	8:59:10	34.046	15.63
13/06/21	8:59:11	34.046	15.63
13/06/21	8:59:12	34.046	15.69
13/06/21	8:59:13	34.046	15.69
13/06/21	8:59:14	34.046	15.75
13/06/21	8:59:15	34.046	15.75
13/06/21	8:59:16	34.046	15.75
13/06/21	8:59:17	34.046	15.75
13/06/21	8:59:18	34.046	15.81
13/06/21	8:59:19	34.046	15.81
13/06/21	8:59:20	34.046	15.81
13/06/21	8:59:21	34.046	15.81
13/06/21	8:59:22	34.046	15.88
13/06/21	8:59:23	34.046	15.88
13/06/21	8:59:24	34.046	15.88
13/06/21	8:59:25	34.046	15.88
13/06/21	8:59:26	34.046	15.94
13/06/21	8:59:27	34.046	15.94
13/06/21	8:59:28	34.046	15.94
13/06/21	8:59:29	34.046	15.94
13/06/21	8:59:30	34.046	16
13/06/21	8:59:31	34.046	16
13/06/21	8:59:32	34.046	16
13/06/21	8:59:33	34.046	16
13/06/21	8:59:34	34.046	16.06
13/06/21	8:59:35	34.046	16.06
13/06/21	8:59:36	34.046	16.06
13/06/21	8:59:37	34.046	16.06
13/06/21	8:59:38	34.046	16.13
13/06/21	8:59:39	34.046	16.13
13/06/21	8:59:40	34.046	16.13
13/06/21	8:59:41	34.046	16.13
13/06/21	8:59:42	34.046	16.13
13/06/21	8:59:43	34.046	16.19
13/06/21	8:59:44	34.046	16.19
13/06/21	8:59:45	34.046	16.19
13/06/21	8:59:46	34.046	16.19
13/06/21	8:59:47	34.046	16.19
13/06/21	8:59:48	34.046	16.25
13/06/21	8:59:49	34.046	16.25
13/06/21	8:59:50	34.046	16.25
13/06/21	8:59:51	34.046	16.25
13/06/21	8:59:52	34.046	16.25
13/06/21	8:59:53	34.046	16.31
13/06/21	8:59:54	34.046	16.31
13/06/21	8:59:55	34.046	16.31
13/06/21	8:59:56	34.046	16.31
13/06/21	8:59:57	34.046	16.31
13/06/21	8:59:58	34.046	16.38
13/06/21	8:59:59	34.046	16.38

13/06/21	9:00:00	34.046	16.38
13/06/21	9:00:01	34.046	16.38
13/06/21	9:00:02	34.046	16.38
13/06/21	9:00:03	34.046	16.38
13/06/21	9:00:04	34.046	16.44
13/06/21	9:00:05	34.046	16.44
13/06/21	9:00:06	34.046	16.44
13/06/21	9:00:07	34.046	16.44
13/06/21	9:00:08	34.046	16.44
13/06/21	9:00:09	34.046	16.44
13/06/21	9:00:10	34.046	16.5
13/06/21	9:00:11	34.046	16.5
13/06/21	9:00:12	34.046	16.5
13/06/21	9:00:13	34.046	16.5
13/06/21	9:00:14	34.046	16.5
13/06/21	9:00:15	34.046	16.5
13/06/21	9:00:16	34.046	16.56
13/06/21	9:00:17	34.046	16.56
13/06/21	9:00:18	34.046	16.56
13/06/21	9:00:19	34.046	16.56
13/06/21	9:00:20	34.046	16.56
13/06/21	9:00:21	34.046	16.56
13/06/21	9:00:22	34.046	16.56
13/06/21	9:00:23	34.046	16.63
13/06/21	9:00:24	34.046	16.63
13/06/21	9:00:25	34.046	16.63
13/06/21	9:00:26	34.046	16.63
13/06/21	9:00:27	34.046	16.63
13/06/21	9:00:28	34.046	16.63
13/06/21	9:00:29	34.046	16.63
13/06/21	9:00:30	34.046	16.69
13/06/21	9:00:31	34.046	16.69
13/06/21	9:00:32	34.046	16.69
13/06/21	9:00:33	34.046	16.69
13/06/21	9:00:34	34.046	16.69
13/06/21	9:00:35	34.046	16.69
13/06/21	9:00:36	34.046	16.69
13/06/21	9:00:37	34.046	16.69
13/06/21	9:00:38	34.046	16.75
13/06/21	9:00:39	34.046	16.75
13/06/21	9:00:40	34.046	16.75
13/06/21	9:00:41	34.046	16.75
13/06/21	9:00:42	34.046	16.75
13/06/21	9:00:43	34.046	16.75
13/06/21	9:00:44	34.046	16.75
13/06/21	9:00:45	34.046	16.75
13/06/21	9:00:46	34.046	16.75
13/06/21	9:00:47	34.046	16.81
13/06/21	9:00:48	34.046	16.81
13/06/21	9:00:49	34.046	16.81
13/06/21	9:00:50	34.046	16.81
13/06/21	9:00:51	34.046	16.81
13/06/21	9:00:52	34.046	16.81
13/06/21	9:00:53	34.046	16.81
13/06/21	9:00:54	34.046	16.81
13/06/21	9:00:55	34.046	16.81
13/06/21	9:00:56	34.046	16.88
13/06/21	9:00:57	34.046	16.88
13/06/21	9:00:58	34.046	16.88
13/06/21	9:00:59	34.046	16.88
13/06/21	9:01:00	34.046	16.88
13/06/21	9:01:01	34.046	16.88
13/06/21	9:01:02	34.046	16.88
13/06/21	9:01:03	34.046	16.88
13/06/21	9:01:04	34.046	16.88
13/06/21	9:01:05	34.046	16.88
13/06/21	9:01:06	34.046	16.88
13/06/21	9:01:07	34.046	16.88
13/06/21	9:01:08	34.046	16.94
13/06/21	9:01:09	34.046	16.94
13/06/21	9:01:10	34.046	16.94
13/06/21	9:01:11	34.046	16.94

13/06/21	9:01:12	34.046	16.94
13/06/21	9:01:13	34.046	16.94
13/06/21	9:01:14	34.063	16.94
13/06/21	9:01:15	34.046	16.94
13/06/21	9:01:16	34.046	16.94
13/06/21	9:01:17	34.046	16.94
13/06/21	9:01:18	34.046	16.94
13/06/21	9:01:19	34.046	17
13/06/21	9:01:20	34.046	17
13/06/21	9:01:21	34.046	17
13/06/21	9:01:22	34.046	17
13/06/21	9:01:23	34.046	17
13/06/21	9:01:24	34.046	17
13/06/21	9:01:25	34.046	17
13/06/21	9:01:26	34.046	17
13/06/21	9:01:27	34.046	17
13/06/21	9:01:28	34.046	17
13/06/21	9:01:29	34.046	17
13/06/21	9:01:30	34.046	17
13/06/21	9:01:31	34.046	17
13/06/21	9:01:32	34.046	17
13/06/21	9:01:33	34.046	17
13/06/21	9:01:34	34.046	17.06
13/06/21	9:01:35	34.046	17.06
13/06/21	9:01:36	34.046	17.06
13/06/21	9:01:37	34.046	17.06
13/06/21	9:01:38	34.046	17.06
13/06/21	9:01:39	34.046	17.06
13/06/21	9:01:40	34.046	17.06
13/06/21	9:01:41	34.046	17.06
13/06/21	9:01:42	34.046	17.06
13/06/21	9:01:43	34.046	17.06
13/06/21	9:01:44	34.046	17.06
13/06/21	9:01:45	34.046	17.06
13/06/21	9:01:46	34.046	17.06
13/06/21	9:01:47	34.063	17.06
13/06/21	9:01:48	34.046	17.06
13/06/21	9:01:49	34.046	17.06
13/06/21	9:01:50	34.046	17.06
13/06/21	9:01:51	34.063	17.13
13/06/21	9:01:52	34.063	17.13
13/06/21	9:01:53	34.063	17.13
13/06/21	9:01:54	34.046	17.13
13/06/21	9:01:55	34.046	17.13
13/06/21	9:01:56	34.046	17.13
13/06/21	9:01:57	34.046	17.13
13/06/21	9:01:58	34.046	17.13
13/06/21	9:01:59	34.046	17.13
13/06/21	9:02:00	34.046	17.13
13/06/21	9:02:01	34.046	17.13
13/06/21	9:02:02	34.046	17.13
13/06/21	9:02:03	34.063	17.13
13/06/21	9:02:04	34.046	17.13
13/06/21	9:02:05	34.046	17.13
13/06/21	9:02:06	34.046	17.13
13/06/21	9:02:07	34.046	17.13
13/06/21	9:02:08	34.046	17.13
13/06/21	9:02:09	34.063	17.13
13/06/21	9:02:10	34.046	17.13
13/06/21	9:02:11	34.046	17.19
13/06/21	9:02:12	34.046	17.13
13/06/21	9:02:13	34.046	17.19
13/06/21	9:02:14	34.063	17.13
13/06/21	9:02:15	34.046	17.19
13/06/21	9:02:16	34.046	17.19
13/06/21	9:02:17	34.046	17.19
13/06/21	9:02:18	34.046	17.19
13/06/21	9:02:19	34.063	17.19
13/06/21	9:02:20	34.046	17.19
13/06/21	9:02:21	34.046	17.19
13/06/21	9:02:22	34.046	17.19
13/06/21	9:02:23	34.046	17.19

13/06/21	9:02:24	34.046	17.19
13/06/21	9:02:25	34.046	17.19
13/06/21	9:02:26	34.046	17.19
13/06/21	9:02:27	34.046	17.19
13/06/21	9:02:28	34.046	17.19
13/06/21	9:02:29	34.046	17.19
13/06/21	9:02:30	34.046	17.19
13/06/21	9:02:31	34.046	17.19
13/06/21	9:02:32	34.046	17.19
13/06/21	9:02:33	34.063	17.19
13/06/21	9:02:34	34.063	17.19
13/06/21	9:02:35	34.046	17.19
13/06/21	9:02:36	34.046	17.19
13/06/21	9:02:37	34.046	17.19
13/06/21	9:02:38	34.046	17.25
13/06/21	9:02:39	34.046	17.19
13/06/21	9:02:40	34.046	17.19
13/06/21	9:02:41	34.046	17.25
13/06/21	9:02:42	34.046	17.19
13/06/21	9:02:43	34.046	17.25
13/06/21	9:02:44	34.046	17.25
13/06/21	9:02:45	34.046	17.25
13/06/21	9:02:46	34.046	17.25
13/06/21	9:02:47	34.046	17.25
13/06/21	9:02:48	34.046	17.25
13/06/21	9:02:49	34.046	17.25
13/06/21	9:02:50	34.046	17.25
13/06/21	9:02:51	34.046	17.25
13/06/21	9:02:52	34.046	17.25
13/06/21	9:02:53	34.046	17.25
13/06/21	9:02:54	34.046	17.25
13/06/21	9:02:55	34.063	17.25
13/06/21	9:02:56	34.046	17.25
13/06/21	9:02:57	34.063	17.25
13/06/21	9:02:58	34.046	17.25
13/06/21	9:02:59	34.046	17.25
13/06/21	9:03:00	34.063	17.25
13/06/21	9:03:01	34.046	17.25
13/06/21	9:03:02	34.063	17.25
13/06/21	9:03:03	34.063	17.25
13/06/21	9:03:04	34.063	17.25
13/06/21	9:03:05	34.063	17.25
13/06/21	9:03:06	34.063	17.25
13/06/21	9:03:07	34.046	17.25
13/06/21	9:03:08	34.063	17.25
13/06/21	9:03:09	34.063	17.25
13/06/21	9:03:10	34.063	17.25
13/06/21	9:03:11	34.063	17.31
13/06/21	9:03:12	34.063	17.31
13/06/21	9:03:13	34.063	17.31
13/06/21	9:03:14	34.08	17.31
13/06/21	9:03:15	34.08	17.31
13/06/21	9:03:16	34.08	17.31
13/06/21	9:03:17	34.08	17.38
13/06/21	9:03:18	34.08	17.38
13/06/21	9:03:19	34.08	17.38
13/06/21	9:03:20	34.08	17.38
13/06/21	9:03:21	34.08	17.44
13/06/21	9:03:22	34.08	17.44
13/06/21	9:03:23	34.08	17.44
13/06/21	9:03:24	34.063	17.44
13/06/21	9:03:25	34.08	17.44
13/06/21	9:03:26	34.063	17.5
13/06/21	9:03:27	34.063	17.5
13/06/21	9:03:28	34.08	17.5
13/06/21	9:03:29	34.08	17.5
13/06/21	9:03:30	34.063	17.5
13/06/21	9:03:31	34.08	17.56
13/06/21	9:03:32	34.08	17.56
13/06/21	9:03:33	34.08	17.56
13/06/21	9:03:34	34.08	17.56

MemoryAddress: 3514
Unit Of Measure: FT
Calibration Factor #1: 2899
Calibration Factor #2: 3077
Logger ID: #B04610
Job Number: 00001
Well Number: 0BW05
Depth Below Datum : 0008.00
Sampling Interval: 1 sec.
Start Date: 13/07/22 09:32:23

Date	Time	Uncomp.HT.V	Temp.°C
13/07/22	9:32:23	33.556	23.44
13/07/22	9:32:24	33.556	23.44
13/07/22	9:32:25	33.573	23.44
13/07/22	9:32:26	33.556	23.44
13/07/22	9:32:27	33.573	23.44
13/07/22	9:32:28	33.573	23.44
13/07/22	9:32:29	33.573	23.44
13/07/22	9:32:30	33.573	23.44
13/07/22	9:32:31	33.573	23.44
13/07/22	9:32:32	33.573	23.44
13/07/22	9:32:33	33.573	23.44
13/07/22	9:32:34	33.573	23.44
13/07/22	9:32:35	33.573	23.44
13/07/22	9:32:36	33.556	23.5
13/07/22	9:32:37	33.556	23.44
13/07/22	9:32:38	33.573	23.44
13/07/22	9:32:39	33.556	23.44
13/07/22	9:32:40	33.573	23.44
13/07/22	9:32:41	33.573	23.44
13/07/22	9:32:42	33.573	23.44
13/07/22	9:32:43	33.573	23.44
13/07/22	9:32:44	33.573	23.5
13/07/22	9:32:45	33.556	23.44
13/07/22	9:32:46	33.556	23.44
13/07/22	9:32:47	33.556	23.5
13/07/22	9:32:48	33.556	23.44
13/07/22	9:32:49	33.556	23.44
13/07/22	9:32:50	33.556	23.44
13/07/22	9:32:51	33.539	23.44
13/07/22	9:32:52	33.556	23.5
13/07/22	9:32:53	33.539	23.5
13/07/22	9:32:54	33.556	23.5
13/07/22	9:32:55	33.556	23.5
13/07/22	9:32:56	33.556	23.5
13/07/22	9:32:57	33.556	23.5
13/07/22	9:32:58	33.556	23.5
13/07/22	9:32:59	33.556	23.5
13/07/22	9:33:00	33.556	23.5
13/07/22	9:33:01	33.556	23.5
13/07/22	9:33:02	33.556	23.5
13/07/22	9:33:03	33.556	23.5
13/07/22	9:33:04	33.556	23.5
13/07/22	9:33:05	33.556	23.5
13/07/22	9:33:06	34.449	23.5
13/07/22	9:33:07	34.669	23.5
13/07/22	9:33:08	35.848	23.5
13/07/22	9:33:09	36.388	23.5
13/07/22	9:33:10	37.213	23.5
13/07/22	9:33:11	37.719	23.5
13/07/22	9:33:12	38.225	23.5
13/07/22	9:33:13	38.528	23.5
13/07/22	9:33:14	38.713	23.44
13/07/22	9:33:15	38.713	23.44
13/07/22	9:33:16	38.713	23.44
13/07/22	9:33:17	38.68	23.44
13/07/22	9:33:18	38.68	23.38

13/07/22	9:33:19	38.68	23.38
13/07/22	9:33:20	38.68	23.38
13/07/22	9:33:21	38.697	23.31
13/07/22	9:33:22	38.713	23.31
13/07/22	9:33:23	38.713	23.25
13/07/22	9:33:24	38.73	23.25
13/07/22	9:33:25	38.73	23.19
13/07/22	9:33:26	38.73	23.13
13/07/22	9:33:27	38.73	23.13
13/07/22	9:33:28	38.73	23.06
13/07/22	9:33:29	38.73	23.06
13/07/22	9:33:30	38.73	23
13/07/22	9:33:31	38.73	22.94
13/07/22	9:33:32	38.73	22.94
13/07/22	9:33:33	38.73	22.88
13/07/22	9:33:34	38.73	22.81
13/07/22	9:33:35	38.73	22.81
13/07/22	9:33:36	38.73	22.75
13/07/22	9:33:37	38.73	22.69
13/07/22	9:33:38	38.73	22.63
13/07/22	9:33:39	38.73	22.63
13/07/22	9:33:40	38.73	22.56
13/07/22	9:33:41	38.73	22.5
13/07/22	9:33:42	38.73	22.44
13/07/22	9:33:43	38.747	22.44
13/07/22	9:33:44	38.73	22.38
13/07/22	9:33:45	38.747	22.31
13/07/22	9:33:46	38.747	22.25
13/07/22	9:33:47	38.747	22.19
13/07/22	9:33:48	38.747	22.13
13/07/22	9:33:49	38.747	22.06
13/07/22	9:33:50	38.747	22.06
13/07/22	9:33:51	38.747	22
13/07/22	9:33:52	38.747	21.94
13/07/22	9:33:53	38.747	21.94
13/07/22	9:33:54	38.747	21.88
13/07/22	9:33:55	38.747	21.81
13/07/22	9:33:56	38.747	21.75
13/07/22	9:33:57	38.747	21.75
13/07/22	9:33:58	38.747	21.69
13/07/22	9:33:59	38.747	21.63
13/07/22	9:34:00	38.747	21.56
13/07/22	9:34:01	38.747	21.56
13/07/22	9:34:02	38.747	21.5
13/07/22	9:34:03	38.747	21.44
13/07/22	9:34:04	38.747	21.38
13/07/22	9:34:05	38.747	21.38
13/07/22	9:34:06	38.747	21.31
13/07/22	9:34:07	38.764	21.25
13/07/22	9:34:08	38.747	21.25
13/07/22	9:34:09	38.747	21.19
13/07/22	9:34:10	38.747	21.13
13/07/22	9:34:11	38.764	21.06
13/07/22	9:34:12	38.747	21.06
13/07/22	9:34:13	38.764	21
13/07/22	9:34:14	38.747	20.94
13/07/22	9:34:15	38.747	20.94
13/07/22	9:34:16	38.764	20.88
13/07/22	9:34:17	38.764	20.81
13/07/22	9:34:18	38.764	20.81
13/07/22	9:34:19	38.747	20.75
13/07/22	9:34:20	38.764	20.69
13/07/22	9:34:21	38.747	20.69
13/07/22	9:34:22	38.764	20.63
13/07/22	9:34:23	38.764	20.56
13/07/22	9:34:24	38.764	20.56
13/07/22	9:34:25	38.764	20.5

13/07/22	9:34:26	38.764	20.44
13/07/22	9:34:27	38.764	20.44
13/07/22	9:34:28	38.764	20.38
13/07/22	9:34:29	38.764	20.31
13/07/22	9:34:30	38.764	20.31
13/07/22	9:34:31	38.747	20.25
13/07/22	9:34:32	38.764	20.19
13/07/22	9:34:33	38.764	20.19
13/07/22	9:34:34	38.764	20.13
13/07/22	9:34:35	38.747	20.13
13/07/22	9:34:36	38.764	20.06
13/07/22	9:34:37	38.764	20
13/07/22	9:34:38	38.764	20
13/07/22	9:34:39	38.764	19.94
13/07/22	9:34:40	38.747	19.94
13/07/22	9:34:41	38.764	19.88
13/07/22	9:34:42	38.764	19.81
13/07/22	9:34:43	38.764	19.81
13/07/22	9:34:44	38.764	19.75
13/07/22	9:34:45	38.764	19.75
13/07/22	9:34:46	38.764	19.69
13/07/22	9:34:47	38.764	19.63
13/07/22	9:34:48	38.764	19.63
13/07/22	9:34:49	38.764	19.56
13/07/22	9:34:50	38.764	19.56
13/07/22	9:34:51	38.764	19.5
13/07/22	9:34:52	38.764	19.5
13/07/22	9:34:53	38.764	19.44
13/07/22	9:34:54	38.764	19.38
13/07/22	9:34:55	38.764	19.38
13/07/22	9:34:56	38.764	19.31
13/07/22	9:34:57	38.764	19.31
13/07/22	9:34:58	38.764	19.25
13/07/22	9:34:59	38.764	19.25
13/07/22	9:35:00	38.764	19.19
13/07/22	9:35:01	38.764	19.19
13/07/22	9:35:02	38.764	19.13
13/07/22	9:35:03	38.764	19.13
13/07/22	9:35:04	38.764	19.06
13/07/22	9:35:05	38.764	19
13/07/22	9:35:06	38.764	19
13/07/22	9:35:07	38.764	18.94
13/07/22	9:35:08	38.764	18.94
13/07/22	9:35:09	38.764	18.88
13/07/22	9:35:10	38.764	18.88
13/07/22	9:35:11	38.764	18.81
13/07/22	9:35:12	38.764	18.81
13/07/22	9:35:13	38.764	18.75
13/07/22	9:35:14	38.764	18.75
13/07/22	9:35:15	38.764	18.69
13/07/22	9:35:16	38.764	18.69
13/07/22	9:35:17	38.764	18.63
13/07/22	9:35:18	38.764	18.63
13/07/22	9:35:19	38.764	18.56
13/07/22	9:35:20	38.764	18.56
13/07/22	9:35:21	38.764	18.5
13/07/22	9:35:22	38.764	18.5
13/07/22	9:35:23	38.764	18.5
13/07/22	9:35:24	38.764	18.44
13/07/22	9:35:25	38.764	18.44
13/07/22	9:35:26	38.764	18.38
13/07/22	9:35:27	38.764	18.38
13/07/22	9:35:28	38.764	18.31
13/07/22	9:35:29	38.764	18.31
13/07/22	9:35:30	38.764	18.25
13/07/22	9:35:31	38.764	18.25
13/07/22	9:35:32	38.764	18.19

13/07/22	9:35:33	38.764	18.19
13/07/22	9:35:34	38.764	18.19
13/07/22	9:35:35	38.764	18.13
13/07/22	9:35:36	38.764	18.13
13/07/22	9:35:37	38.764	18.06
13/07/22	9:35:38	38.764	18.06
13/07/22	9:35:39	38.764	18
13/07/22	9:35:40	38.764	18
13/07/22	9:35:41	38.764	17.94
13/07/22	9:35:42	38.764	17.94
13/07/22	9:35:43	38.764	17.94
13/07/22	9:35:44	38.764	17.88
13/07/22	9:35:45	38.764	17.88
13/07/22	9:35:46	38.764	17.81
13/07/22	9:35:47	38.764	17.81
13/07/22	9:35:48	38.764	17.81
13/07/22	9:35:49	38.764	17.75
13/07/22	9:35:50	38.764	17.75
13/07/22	9:35:51	38.764	17.69
13/07/22	9:35:52	38.764	17.69
13/07/22	9:35:53	38.764	17.69
13/07/22	9:35:54	38.781	17.63
13/07/22	9:35:55	38.764	17.63
13/07/22	9:35:56	38.764	17.63
13/07/22	9:35:57	38.764	17.56
13/07/22	9:35:58	38.764	17.56
13/07/22	9:35:59	38.764	17.5
13/07/22	9:36:00	38.764	17.5
13/07/22	9:36:01	38.764	17.5
13/07/22	9:36:02	38.764	17.44
13/07/22	9:36:03	38.764	17.44
13/07/22	9:36:04	38.764	17.38
13/07/22	9:36:05	38.764	17.38
13/07/22	9:36:06	38.764	17.38
13/07/22	9:36:07	38.764	17.31
13/07/22	9:36:08	38.764	17.31
13/07/22	9:36:09	38.764	17.31
13/07/22	9:36:10	38.764	17.25
13/07/22	9:36:11	38.764	17.25
13/07/22	9:36:12	38.764	17.25
13/07/22	9:36:13	38.764	17.19
13/07/22	9:36:14	38.764	17.19
13/07/22	9:36:15	38.764	17.19
13/07/22	9:36:16	38.781	17.13
13/07/22	9:36:17	38.764	17.13
13/07/22	9:36:18	38.764	17.13
13/07/22	9:36:19	38.764	17.06
13/07/22	9:36:20	38.764	17.06
13/07/22	9:36:21	38.764	17.06
13/07/22	9:36:22	38.781	17
13/07/22	9:36:23	38.764	17
13/07/22	9:36:24	38.764	17
13/07/22	9:36:25	38.764	16.94
13/07/22	9:36:26	38.764	16.94
13/07/22	9:36:27	38.764	16.94
13/07/22	9:36:28	38.781	16.88
13/07/22	9:36:29	38.764	16.88
13/07/22	9:36:30	38.764	16.88
13/07/22	9:36:31	38.764	16.81
13/07/22	9:36:32	38.764	16.81
13/07/22	9:36:33	38.764	16.81
13/07/22	9:36:34	38.764	16.75
13/07/22	9:36:35	38.764	16.75
13/07/22	9:36:36	38.764	16.75
13/07/22	9:36:37	38.764	16.75
13/07/22	9:36:38	38.764	16.69
13/07/22	9:36:39	38.764	16.69

13/07/22	9:36:40	38.781	16.69
13/07/22	9:36:41	38.764	16.63
13/07/22	9:36:42	38.764	16.63
13/07/22	9:36:43	38.764	16.63
13/07/22	9:36:44	38.764	16.63
13/07/22	9:36:45	38.764	16.56
13/07/22	9:36:46	38.781	16.56
13/07/22	9:36:47	38.764	16.56
13/07/22	9:36:48	38.764	16.56
13/07/22	9:36:49	38.764	16.5
13/07/22	9:36:50	38.764	16.5
13/07/22	9:36:51	38.764	16.5
13/07/22	9:36:52	38.781	16.44
13/07/22	9:36:53	38.764	16.44
13/07/22	9:36:54	38.764	16.44
13/07/22	9:36:55	38.764	16.44
13/07/22	9:36:56	38.764	16.38
13/07/22	9:36:57	38.764	16.38
13/07/22	9:36:58	38.781	16.38
13/07/22	9:36:59	38.764	16.38
13/07/22	9:37:00	38.764	16.31
13/07/22	9:37:01	38.764	16.31
13/07/22	9:37:02	38.764	16.31
13/07/22	9:37:03	38.764	16.31
13/07/22	9:37:04	38.781	16.25
13/07/22	9:37:05	38.781	16.25
13/07/22	9:37:06	38.764	16.25
13/07/22	9:37:07	38.764	16.25
13/07/22	9:37:08	38.764	16.19
13/07/22	9:37:09	38.764	16.19
13/07/22	9:37:10	38.781	16.19
13/07/22	9:37:11	38.764	16.19
13/07/22	9:37:12	38.764	16.19
13/07/22	9:37:13	38.764	16.13
13/07/22	9:37:14	38.764	16.13
13/07/22	9:37:15	38.764	16.13
13/07/22	9:37:16	38.764	16.13
13/07/22	9:37:17	38.764	16.06
13/07/22	9:37:18	38.764	16.06
13/07/22	9:37:19	38.764	16.06
13/07/22	9:37:20	38.764	16.06
13/07/22	9:37:21	38.764	16.06
13/07/22	9:37:22	38.781	16
13/07/22	9:37:23	38.764	16
13/07/22	9:37:24	38.764	16
13/07/22	9:37:25	38.764	16
13/07/22	9:37:26	38.764	15.94
13/07/22	9:37:27	38.764	15.94
13/07/22	9:37:28	38.781	15.94
13/07/22	9:37:29	38.781	15.94
13/07/22	9:37:30	38.764	15.94
13/07/22	9:37:31	38.764	15.88
13/07/22	9:37:32	38.764	15.88
13/07/22	9:37:33	38.764	15.88
13/07/22	9:37:34	38.781	15.88
13/07/22	9:37:35	38.764	15.88
13/07/22	9:37:36	38.764	15.81
13/07/22	9:37:37	38.764	15.81
13/07/22	9:37:38	38.764	15.81
13/07/22	9:37:39	38.764	15.81
13/07/22	9:37:40	38.764	15.81
13/07/22	9:37:41	38.781	15.75
13/07/22	9:37:42	38.781	15.75
13/07/22	9:37:43	38.764	15.75
13/07/22	9:37:44	38.764	15.75
13/07/22	9:37:45	38.764	15.75
13/07/22	9:37:46	38.781	15.75

13/07/22	9:37:47	38.764	15.69
13/07/22	9:37:48	38.764	15.69
13/07/22	9:37:49	38.764	15.69
13/07/22	9:37:50	38.764	15.69
13/07/22	9:37:51	38.764	15.69
13/07/22	9:37:52	38.781	15.63
13/07/22	9:37:53	38.764	15.63
13/07/22	9:37:54	38.764	15.63
13/07/22	9:37:55	38.764	15.63
13/07/22	9:37:56	38.764	15.63
13/07/22	9:37:57	38.764	15.63
13/07/22	9:37:58	38.781	15.56
13/07/22	9:37:59	38.764	15.56
13/07/22	9:38:00	38.764	15.56
13/07/22	9:38:01	38.764	15.56
13/07/22	9:38:02	38.764	15.56
13/07/22	9:38:03	38.764	15.56
13/07/22	9:38:04	38.781	15.5
13/07/22	9:38:05	38.764	15.5
13/07/22	9:38:06	38.764	15.5
13/07/22	9:38:07	38.764	15.5
13/07/22	9:38:08	38.764	15.5
13/07/22	9:38:09	38.764	15.5
13/07/22	9:38:10	38.781	15.44
13/07/22	9:38:11	38.764	15.44
13/07/22	9:38:12	38.764	15.44
13/07/22	9:38:13	38.764	15.44
13/07/22	9:38:14	38.764	15.44
13/07/22	9:38:15	38.764	15.44
13/07/22	9:38:16	38.781	15.44
13/07/22	9:38:17	38.764	15.38
13/07/22	9:38:18	38.764	15.38
13/07/22	9:38:19	38.764	15.38
13/07/22	9:38:20	38.764	15.38
13/07/22	9:38:21	38.764	15.38
13/07/22	9:38:22	38.781	15.38
13/07/22	9:38:23	38.764	15.38
13/07/22	9:38:24	38.764	15.31
13/07/22	9:38:25	38.764	15.31
13/07/22	9:38:26	38.764	15.31
13/07/22	9:38:27	38.764	15.31
13/07/22	9:38:28	38.781	15.31
13/07/22	9:38:29	38.764	15.31
13/07/22	9:38:30	38.764	15.31
13/07/22	9:38:31	38.764	15.25
13/07/22	9:38:32	38.764	15.25
13/07/22	9:38:33	38.764	15.25
13/07/22	9:38:34	38.781	15.25
13/07/22	9:38:35	38.764	15.25
13/07/22	9:38:36	38.764	15.25
13/07/22	9:38:37	38.764	15.25
13/07/22	9:38:38	38.764	15.25
13/07/22	9:38:39	38.764	15.19
13/07/22	9:38:40	38.781	15.19
13/07/22	9:38:41	38.764	15.19
13/07/22	9:38:42	38.764	15.19
13/07/22	9:38:43	38.764	15.19
13/07/22	9:38:44	38.764	15.19
13/07/22	9:38:45	38.764	15.19
13/07/22	9:38:46	38.781	15.19
13/07/22	9:38:47	38.764	15.13
13/07/22	9:38:48	38.764	15.13
13/07/22	9:38:49	38.764	15.13
13/07/22	9:38:50	38.764	15.13
13/07/22	9:38:51	38.764	15.13
13/07/22	9:38:52	38.781	15.13
13/07/22	9:38:53	38.764	15.13

13/07/22	9:38:54	38.764	15.13
13/07/22	9:38:55	38.764	15.06
13/07/22	9:38:56	38.764	15.06
13/07/22	9:38:57	38.764	15.06
13/07/22	9:38:58	38.781	15.06
13/07/22	9:38:59	38.764	15.06
13/07/22	9:39:00	38.764	15.06
13/07/22	9:39:01	38.764	15.06
13/07/22	9:39:02	38.764	15.06
13/07/22	9:39:03	38.764	15
13/07/22	9:39:04	38.781	15
13/07/22	9:39:05	38.764	15
13/07/22	9:39:06	38.764	15
13/07/22	9:39:07	38.764	15
13/07/22	9:39:08	38.764	15
13/07/22	9:39:09	38.764	15
13/07/22	9:39:10	38.764	15
13/07/22	9:39:11	38.764	15
13/07/22	9:39:12	38.764	15
13/07/22	9:39:13	38.764	14.94
13/07/22	9:39:14	38.764	14.94
13/07/22	9:39:15	38.764	14.94
13/07/22	9:39:16	38.764	14.94
13/07/22	9:39:17	38.764	14.94
13/07/22	9:39:18	38.764	14.94
13/07/22	9:39:19	38.764	14.94
13/07/22	9:39:20	38.764	14.94
13/07/22	9:39:21	38.764	14.94
13/07/22	9:39:22	38.764	14.88
13/07/22	9:39:23	38.764	14.88
13/07/22	9:39:24	38.764	14.88
13/07/22	9:39:25	38.764	14.88
13/07/22	9:39:26	38.764	14.88
13/07/22	9:39:27	38.764	14.88
13/07/22	9:39:28	38.764	14.88
13/07/22	9:39:29	38.764	14.88
13/07/22	9:39:30	38.764	14.88
13/07/22	9:39:31	38.764	14.88
13/07/22	9:39:32	38.764	14.88
13/07/22	9:39:33	38.764	14.88
13/07/22	9:39:34	38.764	14.81
13/07/22	9:39:35	38.764	14.81
13/07/22	9:39:36	38.764	14.81
13/07/22	9:39:37	38.764	14.81
13/07/22	9:39:38	38.764	14.81
13/07/22	9:39:39	38.764	14.81
13/07/22	9:39:40	38.781	14.81
13/07/22	9:39:41	38.764	14.81
13/07/22	9:39:42	38.764	14.81
13/07/22	9:39:43	38.764	14.81
13/07/22	9:39:44	38.764	14.81
13/07/22	9:39:45	38.764	14.75
13/07/22	9:39:46	38.781	14.75
13/07/22	9:39:47	38.764	14.75
13/07/22	9:39:48	38.764	14.75
13/07/22	9:39:49	38.764	14.75
13/07/22	9:39:50	38.764	14.75
13/07/22	9:39:51	38.764	14.75
13/07/22	9:39:52	38.781	14.75
13/07/22	9:39:53	38.764	14.75
13/07/22	9:39:54	38.764	14.75
13/07/22	9:39:55	38.764	14.75
13/07/22	9:39:56	38.764	14.75
13/07/22	9:39:57	38.764	14.69
13/07/22	9:39:58	38.781	14.75
13/07/22	9:39:59	38.764	14.69
13/07/22	9:40:00	38.764	14.69

13/07/22	9:40:01	38.764	14.69
13/07/22	9:40:02	38.764	14.69
13/07/22	9:40:03	38.764	14.69
13/07/22	9:40:04	38.781	14.69
13/07/22	9:40:05	38.764	14.69
13/07/22	9:40:06	38.764	14.69
13/07/22	9:40:07	38.764	14.69
13/07/22	9:40:08	38.764	14.69
13/07/22	9:40:09	38.764	14.69
13/07/22	9:40:10	38.764	14.69
13/07/22	9:40:11	38.764	14.69
13/07/22	9:40:12	38.781	14.63
13/07/22	9:40:13	38.764	14.63
13/07/22	9:40:14	38.764	14.63
13/07/22	9:40:15	38.764	14.63
13/07/22	9:40:16	38.781	14.63
13/07/22	9:40:17	38.764	14.63
13/07/22	9:40:18	38.764	14.63
13/07/22	9:40:19	38.764	14.63
13/07/22	9:40:20	38.764	14.63
13/07/22	9:40:21	38.764	14.63
13/07/22	9:40:22	38.781	14.63
13/07/22	9:40:23	38.764	14.63
13/07/22	9:40:24	38.764	14.63
13/07/22	9:40:25	38.764	14.63
13/07/22	9:40:26	38.764	14.63
13/07/22	9:40:27	38.764	14.56
13/07/22	9:40:28	38.781	14.56
13/07/22	9:40:29	38.764	14.56
13/07/22	9:40:30	38.764	14.56
13/07/22	9:40:31	38.764	14.56
13/07/22	9:40:32	38.764	14.56
13/07/22	9:40:33	38.764	14.56
13/07/22	9:40:34	38.781	14.56
13/07/22	9:40:35	38.764	14.56
13/07/22	9:40:36	38.764	14.56
13/07/22	9:40:37	38.764	14.56
13/07/22	9:40:38	38.764	14.56
13/07/22	9:40:39	38.764	14.56
13/07/22	9:40:40	38.781	14.56
13/07/22	9:40:41	38.764	14.56
13/07/22	9:40:42	38.764	14.56
13/07/22	9:40:43	38.764	14.5
13/07/22	9:40:44	38.764	14.5
13/07/22	9:40:45	38.764	14.5
13/07/22	9:40:46	38.764	14.5
13/07/22	9:40:47	38.764	14.5
13/07/22	9:40:48	38.764	14.5
13/07/22	9:40:49	38.764	14.5
13/07/22	9:40:50	38.764	14.5
13/07/22	9:40:51	38.764	14.5
13/07/22	9:40:52	38.764	14.5
13/07/22	9:40:53	38.764	14.5
13/07/22	9:40:54	38.764	14.5
13/07/22	9:40:55	38.764	14.5
13/07/22	9:40:56	38.764	14.5
13/07/22	9:40:57	38.764	14.5
13/07/22	9:40:58	38.781	14.5
13/07/22	9:40:59	38.815	14.5
13/07/22	9:41:00	38.865	14.5
13/07/22	9:41:01	38.933	14.5
13/07/22	9:41:02	39	14.44
13/07/22	9:41:03	39.101	14.44
13/07/22	9:41:04	39.169	14.5
13/07/22	9:41:05	39.219	14.44
13/07/22	9:41:06	39.27	14.44
13/07/22	9:41:07	39.32	14.44

13/07/22	9:41:08	39.371	14.44
13/07/22	9:41:09	39.438	14.44
13/07/22	9:41:10	39.438	14.44
13/07/22	9:41:11	39.421	14.44
13/07/22	9:41:12	39.405	14.44
13/07/22	9:41:13	39.405	14.44
13/07/22	9:41:14	39.388	14.44
13/07/22	9:41:15	39.388	14.44
13/07/22	9:41:16	39.371	14.44
13/07/22	9:41:17	39.371	14.44
13/07/22	9:41:18	39.371	14.44
13/07/22	9:41:19	39.354	14.44
13/07/22	9:41:20	39.354	14.44
13/07/22	9:41:21	39.337	14.44
13/07/22	9:41:22	39.337	14.44
13/07/22	9:41:23	39.337	14.38
13/07/22	9:41:24	39.337	14.38
13/07/22	9:41:25	39.337	14.38
13/07/22	9:41:26	39.32	14.38
13/07/22	9:41:27	39.32	14.38
13/07/22	9:41:28	39.32	14.38
13/07/22	9:41:29	39.32	14.38
13/07/22	9:41:30	39.32	14.38
13/07/22	9:41:31	39.303	14.38
13/07/22	9:41:32	39.303	14.38
13/07/22	9:41:33	39.303	14.38
13/07/22	9:41:34	39.303	14.38
13/07/22	9:41:35	39.303	14.38
13/07/22	9:41:36	39.303	14.38
13/07/22	9:41:37	39.303	14.38
13/07/22	9:41:38	39.303	14.38
13/07/22	9:41:39	39.287	14.38
13/07/22	9:41:40	39.303	14.38
13/07/22	9:41:41	39.303	14.38
13/07/22	9:41:42	39.303	14.38
13/07/22	9:41:43	39.287	14.38
13/07/22	9:41:44	39.287	14.38
13/07/22	9:41:45	39.287	14.38
13/07/22	9:41:46	39.287	14.38
13/07/22	9:41:47	39.287	14.38
13/07/22	9:41:48	39.287	14.38
13/07/22	9:41:49	39.287	14.38
13/07/22	9:41:50	39.287	14.38
13/07/22	9:41:51	39.287	14.38
13/07/22	9:41:52	39.287	14.38
13/07/22	9:41:53	39.287	14.38
13/07/22	9:41:54	39.287	14.31
13/07/22	9:41:55	39.27	14.38
13/07/22	9:41:56	39.27	14.31
13/07/22	9:41:57	39.27	14.38
13/07/22	9:41:58	39.27	14.31
13/07/22	9:41:59	39.27	14.31
13/07/22	9:42:00	39.27	14.31
13/07/22	9:42:01	39.27	14.31
13/07/22	9:42:02	39.27	14.31
13/07/22	9:42:03	39.27	14.31
13/07/22	9:42:04	39.27	14.31
13/07/22	9:42:05	39.27	14.31
13/07/22	9:42:06	39.27	14.31
13/07/22	9:42:07	39.27	14.31
13/07/22	9:42:08	39.27	14.31
13/07/22	9:42:09	39.27	14.31
13/07/22	9:42:10	39.27	14.31
13/07/22	9:42:11	39.27	14.31
13/07/22	9:42:12	39.27	14.31
13/07/22	9:42:13	39.27	14.31
13/07/22	9:42:14	39.253	14.31

13/07/22	9:42:15	39.253	14.31
13/07/22	9:42:16	39.27	14.31
13/07/22	9:42:17	39.253	14.31
13/07/22	9:42:18	39.253	14.31
13/07/22	9:42:19	39.253	14.31
13/07/22	9:42:20	39.253	14.31
13/07/22	9:42:21	39.253	14.31
13/07/22	9:42:22	39.27	14.31
13/07/22	9:42:23	39.253	14.31
13/07/22	9:42:24	39.253	14.31
13/07/22	9:42:25	39.253	14.31
13/07/22	9:42:26	39.253	14.31
13/07/22	9:42:27	39.253	14.31
13/07/22	9:42:28	39.253	14.31
13/07/22	9:42:29	39.253	14.31
13/07/22	9:42:30	39.253	14.31
13/07/22	9:42:31	39.253	14.31
13/07/22	9:42:32	39.253	14.31
13/07/22	9:42:33	39.253	14.31
13/07/22	9:42:34	39.253	14.31
13/07/22	9:42:35	39.253	14.31
13/07/22	9:42:36	39.253	14.31
13/07/22	9:42:37	39.236	14.31
13/07/22	9:42:38	39.253	14.31
13/07/22	9:42:39	39.253	14.31
13/07/22	9:42:40	39.253	14.31
13/07/22	9:42:41	39.236	14.31
13/07/22	9:42:42	39.253	14.31
13/07/22	9:42:43	39.236	14.31
13/07/22	9:42:44	39.236	14.31
13/07/22	9:42:45	39.236	14.31
13/07/22	9:42:46	39.253	14.31
13/07/22	9:42:47	39.236	14.31
13/07/22	9:42:48	39.236	14.31
13/07/22	9:42:49	39.236	14.31
13/07/22	9:42:50	39.236	14.31
13/07/22	9:42:51	39.236	14.31
13/07/22	9:42:52	39.236	14.31
13/07/22	9:42:53	39.236	14.31
13/07/22	9:42:54	39.236	14.31
13/07/22	9:42:55	39.236	14.31
13/07/22	9:42:56	39.236	14.31
13/07/22	9:42:57	39.236	14.31
13/07/22	9:42:58	39.236	14.31
13/07/22	9:42:59	39.236	14.31
13/07/22	9:43:00	39.236	14.31
13/07/22	9:43:01	39.236	14.31
13/07/22	9:43:02	39.236	14.31
13/07/22	9:43:03	39.236	14.31
13/07/22	9:43:04	39.236	14.31
13/07/22	9:43:05	39.236	14.31
13/07/22	9:43:06	39.236	14.31
13/07/22	9:43:07	39.236	14.31
13/07/22	9:43:08	39.236	14.31
13/07/22	9:43:09	39.236	14.31
13/07/22	9:43:10	39.236	14.31
13/07/22	9:43:11	39.236	14.31
13/07/22	9:43:12	39.236	14.31
13/07/22	9:43:13	39.236	14.31
13/07/22	9:43:14	39.236	14.31
13/07/22	9:43:15	39.236	14.31
13/07/22	9:43:16	39.236	14.31
13/07/22	9:43:17	39.236	14.31
13/07/22	9:43:18	39.236	14.31
13/07/22	9:43:19	39.236	14.31
13/07/22	9:43:20	39.236	14.31
13/07/22	9:43:21	39.236	14.31

13/07/22	9:43:22	39.236	14.31
13/07/22	9:43:23	39.236	14.31
13/07/22	9:43:24	39.219	14.31
13/07/22	9:43:25	39.236	14.31
13/07/22	9:43:26	39.236	14.31
13/07/22	9:43:27	39.236	14.31
13/07/22	9:43:28	39.236	14.31
13/07/22	9:43:29	39.219	14.31
13/07/22	9:43:30	39.219	14.31
13/07/22	9:43:31	39.219	14.31
13/07/22	9:43:32	39.236	14.31
13/07/22	9:43:33	39.219	14.31
13/07/22	9:43:34	39.219	14.31
13/07/22	9:43:35	39.219	14.31
13/07/22	9:43:36	39.219	14.31
13/07/22	9:43:37	39.219	14.31
13/07/22	9:43:38	39.219	14.31
13/07/22	9:43:39	39.219	14.31
13/07/22	9:43:40	39.236	14.31
13/07/22	9:43:41	39.219	14.31
13/07/22	9:43:42	39.219	14.31
13/07/22	9:43:43	39.219	14.31
13/07/22	9:43:44	39.219	14.31
13/07/22	9:43:45	39.202	14.31
13/07/22	9:43:46	39.219	14.31
13/07/22	9:43:47	39.219	14.31
13/07/22	9:43:48	39.202	14.31
13/07/22	9:43:49	39.219	14.31
13/07/22	9:43:50	39.219	14.31
13/07/22	9:43:51	39.219	14.31
13/07/22	9:43:52	39.219	14.31
13/07/22	9:43:53	39.219	14.31
13/07/22	9:43:54	39.219	14.31
13/07/22	9:43:55	39.202	14.31
13/07/22	9:43:56	39.202	14.31
13/07/22	9:43:57	39.202	14.31
13/07/22	9:43:58	39.219	14.31
13/07/22	9:43:59	39.219	14.31
13/07/22	9:44:00	39.202	14.31
13/07/22	9:44:01	39.202	14.31
13/07/22	9:44:02	39.202	14.31
13/07/22	9:44:03	39.202	14.31
13/07/22	9:44:04	39.219	14.31
13/07/22	9:44:05	39.202	14.31
13/07/22	9:44:06	39.202	14.31
13/07/22	9:44:07	39.202	14.31
13/07/22	9:44:08	39.202	14.31
13/07/22	9:44:09	39.202	14.31
13/07/22	9:44:10	39.219	14.31
13/07/22	9:44:11	39.202	14.31
13/07/22	9:44:12	39.202	14.31
13/07/22	9:44:13	39.202	14.31
13/07/22	9:44:14	39.202	14.31
13/07/22	9:44:15	39.202	14.31
13/07/22	9:44:16	39.202	14.31
13/07/22	9:44:17	39.202	14.31
13/07/22	9:44:18	39.202	14.31
13/07/22	9:44:19	39.202	14.31
13/07/22	9:44:20	39.202	14.31
13/07/22	9:44:21	39.202	14.31
13/07/22	9:44:22	39.219	14.31
13/07/22	9:44:23	39.202	14.31
13/07/22	9:44:24	39.202	14.31
13/07/22	9:44:25	39.202	14.31
13/07/22	9:44:26	39.202	14.31
13/07/22	9:44:27	39.202	14.31
13/07/22	9:44:28	39.202	14.31

13/07/22	9:44:29	39.202	14.31
13/07/22	9:44:30	39.202	14.31
13/07/22	9:44:31	39.202	14.31
13/07/22	9:44:32	39.202	14.31
13/07/22	9:44:33	39.202	14.31
13/07/22	9:44:34	39.202	14.31
13/07/22	9:44:35	39.202	14.31
13/07/22	9:44:36	39.202	14.31
13/07/22	9:44:37	39.202	14.31
13/07/22	9:44:38	39.202	14.31
13/07/22	9:44:39	39.202	14.31
13/07/22	9:44:40	39.202	14.31
13/07/22	9:44:41	39.202	14.31
13/07/22	9:44:42	39.202	14.31
13/07/22	9:44:43	39.202	14.31
13/07/22	9:44:44	39.202	14.31
13/07/22	9:44:45	39.202	14.31
13/07/22	9:44:46	39.202	14.31
13/07/22	9:44:47	39.202	14.31
13/07/22	9:44:48	39.202	14.31
13/07/22	9:44:49	39.202	14.31
13/07/22	9:44:50	39.202	14.31
13/07/22	9:44:51	39.202	14.31
13/07/22	9:44:52	39.202	14.31
13/07/22	9:44:53	39.202	14.31
13/07/22	9:44:54	39.202	14.31
13/07/22	9:44:55	39.202	14.31
13/07/22	9:44:56	39.185	14.31
13/07/22	9:44:57	39.202	14.31
13/07/22	9:44:58	39.202	14.31
13/07/22	9:44:59	39.185	14.31
13/07/22	9:45:00	39.185	14.31
13/07/22	9:45:01	39.185	14.31
13/07/22	9:45:02	39.185	14.31
13/07/22	9:45:03	39.185	14.31
13/07/22	9:45:04	39.202	14.31
13/07/22	9:45:05	39.185	14.31
13/07/22	9:45:06	39.185	14.31
13/07/22	9:45:07	39.185	14.31
13/07/22	9:45:08	39.185	14.31
13/07/22	9:45:09	39.185	14.31
13/07/22	9:45:10	39.185	14.31
13/07/22	9:45:11	39.185	14.31
13/07/22	9:45:12	39.185	14.31
13/07/22	9:45:13	39.185	14.31
13/07/22	9:45:14	39.185	14.31
13/07/22	9:45:15	39.185	14.31
13/07/22	9:45:16	39.185	14.31
13/07/22	9:45:17	39.185	14.31
13/07/22	9:45:18	39.185	14.31
13/07/22	9:45:19	39.185	14.31
13/07/22	9:45:20	39.185	14.31
13/07/22	9:45:21	39.185	14.31
13/07/22	9:45:22	39.185	14.31
13/07/22	9:45:23	39.185	14.31
13/07/22	9:45:24	39.185	14.31
13/07/22	9:45:25	39.185	14.31
13/07/22	9:45:26	39.185	14.31
13/07/22	9:45:27	39.185	14.31
13/07/22	9:45:28	39.185	14.31
13/07/22	9:45:29	39.185	14.31
13/07/22	9:45:30	39.185	14.31
13/07/22	9:45:31	39.185	14.31
13/07/22	9:45:32	39.185	14.31
13/07/22	9:45:33	39.185	14.31
13/07/22	9:45:34	39.185	14.31
13/07/22	9:45:35	39.185	14.31

13/07/22	9:45:36	39.185	14.31
13/07/22	9:45:37	39.185	14.31
13/07/22	9:45:38	39.185	14.31
13/07/22	9:45:39	39.169	14.31
13/07/22	9:45:40	39.185	14.31
13/07/22	9:45:41	39.185	14.31
13/07/22	9:45:42	39.169	14.31
13/07/22	9:45:43	39.185	14.31
13/07/22	9:45:44	39.169	14.31
13/07/22	9:45:45	39.169	14.31
13/07/22	9:45:46	39.185	14.31
13/07/22	9:45:47	39.185	14.31
13/07/22	9:45:48	39.169	14.31
13/07/22	9:45:49	39.185	14.31
13/07/22	9:45:50	39.169	14.31
13/07/22	9:45:51	39.169	14.31
13/07/22	9:45:52	39.185	14.31
13/07/22	9:45:53	39.169	14.31
13/07/22	9:45:54	39.169	14.31
13/07/22	9:45:55	39.169	14.31
13/07/22	9:45:56	39.169	14.31
13/07/22	9:45:57	39.169	14.31
13/07/22	9:45:58	39.185	14.31
13/07/22	9:45:59	39.169	14.31
13/07/22	9:46:00	39.169	14.31
13/07/22	9:46:01	39.169	14.31
13/07/22	9:46:02	39.169	14.31
13/07/22	9:46:03	39.169	14.31
13/07/22	9:46:04	39.169	14.31
13/07/22	9:46:05	39.169	14.31
13/07/22	9:46:06	39.169	14.31
13/07/22	9:46:07	39.169	14.31
13/07/22	9:46:08	39.169	14.31
13/07/22	9:46:09	39.169	14.31
13/07/22	9:46:10	39.169	14.31
13/07/22	9:46:11	39.169	14.31
13/07/22	9:46:12	39.169	14.31
13/07/22	9:46:13	39.169	14.31
13/07/22	9:46:14	39.169	14.31
13/07/22	9:46:15	39.169	14.31
13/07/22	9:46:16	39.169	14.31
13/07/22	9:46:17	39.169	14.31
13/07/22	9:46:18	39.169	14.31
13/07/22	9:46:19	39.169	14.31
13/07/22	9:46:20	39.169	14.31
13/07/22	9:46:21	39.169	14.31
13/07/22	9:46:22	39.169	14.31
13/07/22	9:46:23	39.169	14.31
13/07/22	9:46:24	39.169	14.31
13/07/22	9:46:25	39.169	14.31
13/07/22	9:46:26	39.169	14.31
13/07/22	9:46:27	39.169	14.31
13/07/22	9:46:28	39.169	14.31
13/07/22	9:46:29	39.169	14.31
13/07/22	9:46:30	39.169	14.31
13/07/22	9:46:31	39.152	14.31
13/07/22	9:46:32	39.169	14.31
13/07/22	9:46:33	39.169	14.31
13/07/22	9:46:34	39.169	14.31
13/07/22	9:46:35	39.169	14.31
13/07/22	9:46:36	39.169	14.31
13/07/22	9:46:37	39.169	14.31
13/07/22	9:46:38	39.169	14.31
13/07/22	9:46:39	39.169	14.31
13/07/22	9:46:40	39.169	14.31
13/07/22	9:46:41	39.169	14.31
13/07/22	9:46:42	39.169	14.31

13/07/22	9:46:43	39.169	14.31
13/07/22	9:46:44	39.169	14.31
13/07/22	9:46:45	39.169	14.31
13/07/22	9:46:46	39.169	14.31
13/07/22	9:46:47	39.169	14.31
13/07/22	9:46:48	39.169	14.31
13/07/22	9:46:49	39.169	14.31
13/07/22	9:46:50	39.169	14.31
13/07/22	9:46:51	39.169	14.31
13/07/22	9:46:52	39.169	14.31
13/07/22	9:46:53	39.169	14.31
13/07/22	9:46:54	39.169	14.31
13/07/22	9:46:55	39.169	14.31
13/07/22	9:46:56	39.169	14.31
13/07/22	9:46:57	39.169	14.31
13/07/22	9:46:58	39.169	14.31
13/07/22	9:46:59	39.152	14.31
13/07/22	9:47:00	39.169	14.31
13/07/22	9:47:01	39.169	14.31
13/07/22	9:47:02	39.169	14.31
13/07/22	9:47:03	39.152	14.31
13/07/22	9:47:04	39.169	14.31
13/07/22	9:47:05	39.169	14.31
13/07/22	9:47:06	39.152	14.31
13/07/22	9:47:07	39.152	14.31
13/07/22	9:47:08	39.152	14.31
13/07/22	9:47:09	39.152	14.31
13/07/22	9:47:10	39.169	14.31
13/07/22	9:47:11	39.152	14.31
13/07/22	9:47:12	39.152	14.31
13/07/22	9:47:13	39.152	14.31
13/07/22	9:47:14	39.152	14.31
13/07/22	9:47:15	39.152	14.31
13/07/22	9:47:16	39.169	14.31
13/07/22	9:47:17	39.152	14.31
13/07/22	9:47:18	39.152	14.31
13/07/22	9:47:19	39.152	14.31
13/07/22	9:47:20	39.152	14.31
13/07/22	9:47:21	39.152	14.31
13/07/22	9:47:22	39.169	14.31
13/07/22	9:47:23	39.152	14.31
13/07/22	9:47:24	39.152	14.31
13/07/22	9:47:25	39.152	14.31
13/07/22	9:47:26	39.152	14.31
13/07/22	9:47:27	39.152	14.31
13/07/22	9:47:28	39.152	14.31
13/07/22	9:47:29	39.152	14.31
13/07/22	9:47:30	39.152	14.31
13/07/22	9:47:31	39.152	14.31
13/07/22	9:47:32	39.152	14.31
13/07/22	9:47:33	39.152	14.31
13/07/22	9:47:34	39.152	14.31
13/07/22	9:47:35	39.152	14.31
13/07/22	9:47:36	39.152	14.31
13/07/22	9:47:37	39.152	14.31
13/07/22	9:47:38	39.152	14.31
13/07/22	9:47:39	39.152	14.31
13/07/22	9:47:40	39.152	14.31
13/07/22	9:47:41	39.152	14.31
13/07/22	9:47:42	39.152	14.31
13/07/22	9:47:43	39.152	14.31
13/07/22	9:47:44	39.152	14.31
13/07/22	9:47:45	39.152	14.31
13/07/22	9:47:46	39.152	14.31
13/07/22	9:47:47	39.152	14.31
13/07/22	9:47:48	39.152	14.31
13/07/22	9:47:49	39.152	14.31

13/07/22	9:47:50	39.152	14.31
13/07/22	9:47:51	39.152	14.31
13/07/22	9:47:52	39.152	14.31
13/07/22	9:47:53	39.152	14.31
13/07/22	9:47:54	39.152	14.31
13/07/22	9:47:55	39.135	14.31
13/07/22	9:47:56	39.152	14.31
13/07/22	9:47:57	39.152	14.31
13/07/22	9:47:58	39.152	14.31
13/07/22	9:47:59	39.152	14.31
13/07/22	9:48:00	39.152	14.31
13/07/22	9:48:01	39.135	14.31
13/07/22	9:48:02	39.152	14.31
13/07/22	9:48:03	39.135	14.31
13/07/22	9:48:04	39.152	14.31
13/07/22	9:48:05	39.135	14.31
13/07/22	9:48:06	39.135	14.31
13/07/22	9:48:07	39.135	14.31
13/07/22	9:48:08	39.135	14.31
13/07/22	9:48:09	39.135	14.31
13/07/22	9:48:10	39.152	14.31
13/07/22	9:48:11	39.135	14.31
13/07/22	9:48:12	39.135	14.31
13/07/22	9:48:13	39.135	14.31
13/07/22	9:48:14	39.135	14.31
13/07/22	9:48:15	39.135	14.31
13/07/22	9:48:16	39.135	14.31
13/07/22	9:48:17	39.135	14.31
13/07/22	9:48:18	39.135	14.31
13/07/22	9:48:19	39.135	14.31
13/07/22	9:48:20	39.135	14.31
13/07/22	9:48:21	39.135	14.31
13/07/22	9:48:22	39.135	14.31
13/07/22	9:48:23	39.135	14.31
13/07/22	9:48:24	39.135	14.31
13/07/22	9:48:25	39.135	14.31
13/07/22	9:48:26	39.135	14.31
13/07/22	9:48:27	39.135	14.31
13/07/22	9:48:28	39.135	14.31
13/07/22	9:48:29	39.135	14.31
13/07/22	9:48:30	39.135	14.31
13/07/22	9:48:31	39.135	14.31
13/07/22	9:48:32	39.135	14.31
13/07/22	9:48:33	39.135	14.31
13/07/22	9:48:34	39.135	14.31
13/07/22	9:48:35	39.135	14.31
13/07/22	9:48:36	39.135	14.31
13/07/22	9:48:37	39.135	14.31
13/07/22	9:48:38	39.135	14.31
13/07/22	9:48:39	39.135	14.31
13/07/22	9:48:40	39.135	14.31
13/07/22	9:48:41	39.135	14.31
13/07/22	9:48:42	39.135	14.31
13/07/22	9:48:43	39.135	14.31
13/07/22	9:48:44	39.135	14.31
13/07/22	9:48:45	39.135	14.31
13/07/22	9:48:46	39.135	14.31
13/07/22	9:48:47	39.135	14.31
13/07/22	9:48:48	39.135	14.31
13/07/22	9:48:49	39.135	14.31
13/07/22	9:48:50	39.135	14.31
13/07/22	9:48:51	39.135	14.31
13/07/22	9:48:52	39.135	14.31
13/07/22	9:48:53	39.135	14.31
13/07/22	9:48:54	39.135	14.31
13/07/22	9:48:55	39.135	14.31
13/07/22	9:48:56	39.135	14.31

13/07/22	9:48:57	39.135	14.31
13/07/22	9:48:58	39.135	14.31
13/07/22	9:48:59	39.135	14.31
13/07/22	9:49:00	39.135	14.31
13/07/22	9:49:01	39.135	14.31
13/07/22	9:49:02	39.135	14.31
13/07/22	9:49:03	39.135	14.31
13/07/22	9:49:04	39.135	14.31
13/07/22	9:49:05	39.135	14.31
13/07/22	9:49:06	39.135	14.31
13/07/22	9:49:07	39.135	14.31
13/07/22	9:49:08	39.135	14.31
13/07/22	9:49:09	39.135	14.31
13/07/22	9:49:10	39.135	14.31
13/07/22	9:49:11	39.118	14.31
13/07/22	9:49:12	39.135	14.31
13/07/22	9:49:13	39.135	14.31
13/07/22	9:49:14	39.135	14.31
13/07/22	9:49:15	39.135	14.31
13/07/22	9:49:16	39.135	14.31
13/07/22	9:49:17	39.135	14.31
13/07/22	9:49:18	39.135	14.31
13/07/22	9:49:19	39.135	14.31
13/07/22	9:49:20	39.118	14.31
13/07/22	9:49:21	39.118	14.31
13/07/22	9:49:22	39.135	14.31
13/07/22	9:49:23	39.135	14.31
13/07/22	9:49:24	39.118	14.31
13/07/22	9:49:25	39.118	14.31
13/07/22	9:49:26	39.135	14.31
13/07/22	9:49:27	39.118	14.31
13/07/22	9:49:28	39.135	14.31
13/07/22	9:49:29	39.135	14.31
13/07/22	9:49:30	39.118	14.31
13/07/22	9:49:31	39.118	14.31
13/07/22	9:49:32	39.118	14.31
13/07/22	9:49:33	39.118	14.31
13/07/22	9:49:34	39.135	14.31
13/07/22	9:49:35	39.118	14.31
13/07/22	9:49:36	39.118	14.31
13/07/22	9:49:37	39.118	14.31
13/07/22	9:49:38	39.118	14.31
13/07/22	9:49:39	39.118	14.31
13/07/22	9:49:40	39.135	14.31
13/07/22	9:49:41	39.118	14.31
13/07/22	9:49:42	39.135	14.31
13/07/22	9:49:43	39.118	14.31
13/07/22	9:49:44	39.118	14.31
13/07/22	9:49:45	39.118	14.31
13/07/22	9:49:46	39.135	14.31
13/07/22	9:49:47	39.118	14.31
13/07/22	9:49:48	39.118	14.31
13/07/22	9:49:49	39.118	14.31
13/07/22	9:49:50	39.118	14.31
13/07/22	9:49:51	39.118	14.31
13/07/22	9:49:52	39.118	14.31
13/07/22	9:49:53	39.118	14.31
13/07/22	9:49:54	39.118	14.31
13/07/22	9:49:55	39.118	14.31
13/07/22	9:49:56	39.118	14.31
13/07/22	9:49:57	39.118	14.31
13/07/22	9:49:58	39.118	14.31
13/07/22	9:49:59	39.118	14.31
13/07/22	9:50:00	39.118	14.31
13/07/22	9:50:01	39.118	14.31
13/07/22	9:50:02	39.118	14.31
13/07/22	9:50:03	39.118	14.31

13/07/22	9:50:04	39.118	14.31
13/07/22	9:50:05	39.118	14.31
13/07/22	9:50:06	39.118	14.31
13/07/22	9:50:07	39.118	14.31
13/07/22	9:50:08	39.118	14.31
13/07/22	9:50:09	39.118	14.31
13/07/22	9:50:10	39.118	14.31
13/07/22	9:50:11	39.118	14.31
13/07/22	9:50:12	39.118	14.31
13/07/22	9:50:13	39.118	14.31
13/07/22	9:50:14	39.118	14.31
13/07/22	9:50:15	39.118	14.31
13/07/22	9:50:16	39.118	14.31
13/07/22	9:50:17	39.118	14.31
13/07/22	9:50:18	39.118	14.31
13/07/22	9:50:19	39.118	14.31
13/07/22	9:50:20	39.118	14.31
13/07/22	9:50:21	39.118	14.31
13/07/22	9:50:22	39.118	14.31
13/07/22	9:50:23	39.118	14.31
13/07/22	9:50:24	39.118	14.31
13/07/22	9:50:25	39.118	14.31
13/07/22	9:50:26	39.118	14.31
13/07/22	9:50:27	39.118	14.31
13/07/22	9:50:28	39.118	14.31
13/07/22	9:50:29	39.118	14.31
13/07/22	9:50:30	39.118	14.31
13/07/22	9:50:31	39.118	14.31
13/07/22	9:50:32	39.118	14.31
13/07/22	9:50:33	39.118	14.31
13/07/22	9:50:34	39.118	14.31
13/07/22	9:50:35	39.118	14.31
13/07/22	9:50:36	39.118	14.31
13/07/22	9:50:37	39.101	14.31
13/07/22	9:50:38	39.118	14.31
13/07/22	9:50:39	39.118	14.31
13/07/22	9:50:40	39.118	14.31
13/07/22	9:50:41	39.118	14.31
13/07/22	9:50:42	39.101	14.31
13/07/22	9:50:43	39.118	14.31
13/07/22	9:50:44	39.101	14.31
13/07/22	9:50:45	39.101	14.31
13/07/22	9:50:46	39.118	14.31
13/07/22	9:50:47	39.118	14.31
13/07/22	9:50:48	39.101	14.31
13/07/22	9:50:49	39.118	14.31
13/07/22	9:50:50	39.118	14.31
13/07/22	9:50:51	39.118	14.31
13/07/22	9:50:52	39.118	14.31
13/07/22	9:50:53	39.101	14.31
13/07/22	9:50:54	39.101	14.31
13/07/22	9:50:55	39.101	14.31
13/07/22	9:50:56	39.101	14.31
13/07/22	9:50:57	39.101	14.31
13/07/22	9:50:58	39.118	14.31
13/07/22	9:50:59	39.101	14.31
13/07/22	9:51:00	39.118	14.31
13/07/22	9:51:01	39.101	14.31
13/07/22	9:51:02	39.101	14.31
13/07/22	9:51:03	39.101	14.31
13/07/22	9:51:04	39.118	14.31
13/07/22	9:51:05	39.101	14.31
13/07/22	9:51:06	39.101	14.31
13/07/22	9:51:07	39.101	14.31
13/07/22	9:51:08	39.101	14.31
13/07/22	9:51:09	39.101	14.31
13/07/22	9:51:10	39.118	14.31

13/07/22	9:51:11	39.101	14.31
13/07/22	9:51:12	39.101	14.31
13/07/22	9:51:13	39.101	14.31
13/07/22	9:51:14	39.101	14.31
13/07/22	9:51:15	39.101	14.31
13/07/22	9:51:16	39.101	14.31
13/07/22	9:51:17	39.101	14.31
13/07/22	9:51:18	39.101	14.31
13/07/22	9:51:19	39.101	14.31
13/07/22	9:51:20	39.101	14.31
13/07/22	9:51:21	39.101	14.31
13/07/22	9:51:22	39.101	14.31
13/07/22	9:51:23	39.101	14.31
13/07/22	9:51:24	39.101	14.31
13/07/22	9:51:25	39.101	14.31
13/07/22	9:51:26	39.101	14.31
13/07/22	9:51:27	39.101	14.31
13/07/22	9:51:28	39.101	14.31
13/07/22	9:51:29	39.101	14.31
13/07/22	9:51:30	39.101	14.31
13/07/22	9:51:31	39.101	14.31
13/07/22	9:51:32	39.101	14.31
13/07/22	9:51:33	39.101	14.31
13/07/22	9:51:34	39.101	14.31
13/07/22	9:51:35	39.101	14.31
13/07/22	9:51:36	39.101	14.31
13/07/22	9:51:37	39.101	14.31
13/07/22	9:51:38	39.101	14.31
13/07/22	9:51:39	39.101	14.31
13/07/22	9:51:40	39.101	14.31
13/07/22	9:51:41	39.101	14.31
13/07/22	9:51:42	39.101	14.31
13/07/22	9:51:43	39.101	14.31
13/07/22	9:51:44	39.101	14.31
13/07/22	9:51:45	39.101	14.31
13/07/22	9:51:46	39.101	14.31
13/07/22	9:51:47	39.101	14.31
13/07/22	9:51:48	39.101	14.31
13/07/22	9:51:49	39.101	14.31
13/07/22	9:51:50	39.101	14.31
13/07/22	9:51:51	39.101	14.31
13/07/22	9:51:52	39.101	14.31
13/07/22	9:51:53	39.101	14.31
13/07/22	9:51:54	39.101	14.31
13/07/22	9:51:55	39.101	14.31
13/07/22	9:51:56	39.101	14.31
13/07/22	9:51:57	39.101	14.31
13/07/22	9:51:58	39.101	14.31
13/07/22	9:51:59	39.101	14.31
13/07/22	9:52:00	39.101	14.31
13/07/22	9:52:01	39.101	14.31
13/07/22	9:52:02	39.101	14.31
13/07/22	9:52:03	39.101	14.31
13/07/22	9:52:04	39.101	14.31
13/07/22	9:52:05	39.101	14.31
13/07/22	9:52:06	39.101	14.31
13/07/22	9:52:07	39.101	14.31
13/07/22	9:52:08	39.101	14.31
13/07/22	9:52:09	39.101	14.31
13/07/22	9:52:10	39.101	14.31
13/07/22	9:52:11	39.101	14.31
13/07/22	9:52:12	39.101	14.31
13/07/22	9:52:13	39.101	14.31
13/07/22	9:52:14	39.101	14.31
13/07/22	9:52:15	39.101	14.31
13/07/22	9:52:16	39.101	14.31
13/07/22	9:52:17	39.101	14.31

13/07/22	9:52:18	39.101	14.31
13/07/22	9:52:19	39.101	14.31
13/07/22	9:52:20	39.101	14.31
13/07/22	9:52:21	39.101	14.31
13/07/22	9:52:22	39.101	14.31
13/07/22	9:52:23	39.101	14.31
13/07/22	9:52:24	39.101	14.31
13/07/22	9:52:25	39.101	14.31
13/07/22	9:52:26	39.101	14.31
13/07/22	9:52:27	39.101	14.31
13/07/22	9:52:28	39.101	14.31
13/07/22	9:52:29	39.101	14.31
13/07/22	9:52:30	39.101	14.31
13/07/22	9:52:31	39.101	14.31
13/07/22	9:52:32	39.101	14.31
13/07/22	9:52:33	39.101	14.31
13/07/22	9:52:34	39.101	14.31
13/07/22	9:52:35	39.101	14.31
13/07/22	9:52:36	39.101	14.31
13/07/22	9:52:37	39.101	14.31
13/07/22	9:52:38	39.101	14.31
13/07/22	9:52:39	39.101	14.31
13/07/22	9:52:40	39.101	14.31
13/07/22	9:52:41	39.101	14.31
13/07/22	9:52:42	39.101	14.31
13/07/22	9:52:43	39.101	14.31
13/07/22	9:52:44	39.101	14.31
13/07/22	9:52:45	39.101	14.31
13/07/22	9:52:46	39.101	14.31
13/07/22	9:52:47	39.101	14.31
13/07/22	9:52:48	39.101	14.31
13/07/22	9:52:49	39.084	14.31
13/07/22	9:52:50	39.101	14.31
13/07/22	9:52:51	39.101	14.31
13/07/22	9:52:52	39.101	14.31
13/07/22	9:52:53	39.101	14.31
13/07/22	9:52:54	39.101	14.31
13/07/22	9:52:55	39.101	14.31
13/07/22	9:52:56	39.101	14.31
13/07/22	9:52:57	39.084	14.31
13/07/22	9:52:58	39.101	14.31
13/07/22	9:52:59	39.101	14.31
13/07/22	9:53:00	39.084	14.31
13/07/22	9:53:01	39.084	14.31
13/07/22	9:53:02	39.084	14.31
13/07/22	9:53:03	39.101	14.25
13/07/22	9:53:04	39.101	14.31
13/07/22	9:53:05	39.101	14.31
13/07/22	9:53:06	39.084	14.31
13/07/22	9:53:07	39.084	14.31
13/07/22	9:53:08	39.084	14.31
13/07/22	9:53:09	39.101	14.31
13/07/22	9:53:10	39.101	14.31
13/07/22	9:53:11	39.084	14.31
13/07/22	9:53:12	39.084	14.31
13/07/22	9:53:13	39.084	14.31
13/07/22	9:53:14	39.084	14.31
13/07/22	9:53:15	39.101	14.31
13/07/22	9:53:16	39.101	14.31
13/07/22	9:53:17	39.084	14.31
13/07/22	9:53:18	39.084	14.31
13/07/22	9:53:19	39.084	14.31
13/07/22	9:53:20	39.084	14.31
13/07/22	9:53:21	39.084	14.31
13/07/22	9:53:22	39.084	14.31
13/07/22	9:53:23	39.084	14.31
13/07/22	9:53:24	39.084	14.31

13/07/22	9:53:25	39.084	14.31
13/07/22	9:53:26	39.084	14.31
13/07/22	9:53:27	39.084	14.31
13/07/22	9:53:28	39.084	14.31
13/07/22	9:53:29	39.084	14.31
13/07/22	9:53:30	39.084	14.31
13/07/22	9:53:31	39.084	14.31
13/07/22	9:53:32	39.084	14.31
13/07/22	9:53:33	39.084	14.31
13/07/22	9:53:34	39.084	14.31
13/07/22	9:53:35	39.084	14.31
13/07/22	9:53:36	39.084	14.31
13/07/22	9:53:37	39.084	14.31
13/07/22	9:53:38	39.084	14.31
13/07/22	9:53:39	39.084	14.31
13/07/22	9:53:40	39.084	14.31
13/07/22	9:53:41	39.084	14.31
13/07/22	9:53:42	39.084	14.31
13/07/22	9:53:43	39.084	14.31
13/07/22	9:53:44	39.084	14.31
13/07/22	9:53:45	39.084	14.31
13/07/22	9:53:46	39.084	14.31
13/07/22	9:53:47	39.084	14.31
13/07/22	9:53:48	39.084	14.31
13/07/22	9:53:49	39.084	14.31
13/07/22	9:53:50	39.084	14.31
13/07/22	9:53:51	39.084	14.31
13/07/22	9:53:52	39.084	14.31
13/07/22	9:53:53	39.084	14.31
13/07/22	9:53:54	39.084	14.31
13/07/22	9:53:55	39.084	14.31
13/07/22	9:53:56	39.084	14.25
13/07/22	9:53:57	39.084	14.25
13/07/22	9:53:58	39.084	14.31
13/07/22	9:53:59	39.084	14.31
13/07/22	9:54:00	39.084	14.31
13/07/22	9:54:01	39.067	14.31
13/07/22	9:54:02	39.084	14.31
13/07/22	9:54:03	39.084	14.31
13/07/22	9:54:04	39.084	14.31
13/07/22	9:54:05	39.084	14.31
13/07/22	9:54:06	39.084	14.31
13/07/22	9:54:07	39.084	14.31
13/07/22	9:54:08	39.067	14.31
13/07/22	9:54:09	39.067	14.31
13/07/22	9:54:10	39.084	14.31
13/07/22	9:54:11	39.084	14.31
13/07/22	9:54:12	39.067	14.31
13/07/22	9:54:13	39.067	14.31
13/07/22	9:54:14	39.084	14.31
13/07/22	9:54:15	39.084	14.31
13/07/22	9:54:16	39.084	14.31
13/07/22	9:54:17	39.067	14.25
13/07/22	9:54:18	39.084	14.31
13/07/22	9:54:19	39.067	14.31
13/07/22	9:54:20	39.067	14.31
13/07/22	9:54:21	39.084	14.31
13/07/22	9:54:22	39.084	14.25
13/07/22	9:54:23	39.084	14.31
13/07/22	9:54:24	39.067	14.31
13/07/22	9:54:25	39.084	14.31
13/07/22	9:54:26	39.084	14.31
13/07/22	9:54:27	39.067	14.25
13/07/22	9:54:28	39.084	14.31
13/07/22	9:54:29	39.067	14.25
13/07/22	9:54:30	39.067	14.31
13/07/22	9:54:31	39.067	14.25

13/07/22	9:54:32	39.067	14.31
13/07/22	9:54:33	39.067	14.31
13/07/22	9:54:34	39.084	14.25
13/07/22	9:54:35	39.067	14.31
13/07/22	9:54:36	39.067	14.25
13/07/22	9:54:37	39.067	14.25
13/07/22	9:54:38	39.067	14.25
13/07/22	9:54:39	39.067	14.25
13/07/22	9:54:40	39.084	14.25
13/07/22	9:54:41	39.067	14.31
13/07/22	9:54:42	39.067	14.25
13/07/22	9:54:43	39.067	14.25
13/07/22	9:54:44	39.067	14.25
13/07/22	9:54:45	39.067	14.25
13/07/22	9:54:46	39.067	14.31
13/07/22	9:54:47	39.067	14.31
13/07/22	9:54:48	39.067	14.31
13/07/22	9:54:49	39.067	14.25
13/07/22	9:54:50	39.067	14.25
13/07/22	9:54:51	39.067	14.25
13/07/22	9:54:52	39.067	14.31
13/07/22	9:54:53	39.067	14.31
13/07/22	9:54:54	39.067	14.25
13/07/22	9:54:55	39.067	14.25
13/07/22	9:54:56	39.067	14.25
13/07/22	9:54:57	39.067	14.25
13/07/22	9:54:58	39.067	14.31
13/07/22	9:54:59	39.067	14.31
13/07/22	9:55:00	39.067	14.25
13/07/22	9:55:01	39.067	14.31
13/07/22	9:55:02	39.067	14.25
13/07/22	9:55:03	39.067	14.25
13/07/22	9:55:04	39.067	14.25
13/07/22	9:55:05	39.067	14.25
13/07/22	9:55:06	39.067	14.25
13/07/22	9:55:07	39.067	14.25
13/07/22	9:55:08	39.067	14.25
13/07/22	9:55:09	39.067	14.25
13/07/22	9:55:10	39.067	14.25
13/07/22	9:55:11	39.067	14.25
13/07/22	9:55:12	39.067	14.25
13/07/22	9:55:13	39.067	14.25
13/07/22	9:55:14	39.067	14.31
13/07/22	9:55:15	39.067	14.25
13/07/22	9:55:16	39.067	14.25
13/07/22	9:55:17	39.067	14.25
13/07/22	9:55:18	39.067	14.25
13/07/22	9:55:19	39.067	14.25
13/07/22	9:55:20	39.067	14.25
13/07/22	9:55:21	39.067	14.25
13/07/22	9:55:22	39.067	14.25
13/07/22	9:55:23	39.067	14.25
13/07/22	9:55:24	39.067	14.25
13/07/22	9:55:25	39.067	14.25
13/07/22	9:55:26	39.067	14.25
13/07/22	9:55:27	39.067	14.25
13/07/22	9:55:28	39.067	14.31
13/07/22	9:55:29	39.067	14.25
13/07/22	9:55:30	39.067	14.25
13/07/22	9:55:31	39.067	14.25
13/07/22	9:55:32	39.067	14.25
13/07/22	9:55:33	39.067	14.25
13/07/22	9:55:34	39.067	14.25
13/07/22	9:55:35	39.067	14.25
13/07/22	9:55:36	39.067	14.25
13/07/22	9:55:37	39.067	14.25
13/07/22	9:55:38	39.067	14.25

13/07/22	9:55:39	39.067	14.25
13/07/22	9:55:40	39.067	14.25
13/07/22	9:55:41	39.067	14.25
13/07/22	9:55:42	39.067	14.25
13/07/22	9:55:43	39.067	14.25
13/07/22	9:55:44	39.067	14.25
13/07/22	9:55:45	39.067	14.25
13/07/22	9:55:46	39.067	14.31
13/07/22	9:55:47	39.067	14.25
13/07/22	9:55:48	39.067	14.25
13/07/22	9:55:49	39.067	14.25
13/07/22	9:55:50	39.051	14.25
13/07/22	9:55:51	39.067	14.25
13/07/22	9:55:52	39.067	14.25
13/07/22	9:55:53	39.067	14.25
13/07/22	9:55:54	39.067	14.25
13/07/22	9:55:55	39.067	14.25
13/07/22	9:55:56	39.067	14.25
13/07/22	9:55:57	39.067	14.25
13/07/22	9:55:58	39.067	14.25
13/07/22	9:55:59	39.067	14.25
13/07/22	9:56:00	39.067	14.25
13/07/22	9:56:01	39.067	14.25
13/07/22	9:56:02	39.067	14.25
13/07/22	9:56:03	39.067	14.25
13/07/22	9:56:04	39.067	14.25
13/07/22	9:56:05	39.067	14.25
13/07/22	9:56:06	39.051	14.25
13/07/22	9:56:07	39.067	14.25
13/07/22	9:56:08	39.067	14.25
13/07/22	9:56:09	39.067	14.25
13/07/22	9:56:10	39.067	14.25
13/07/22	9:56:11	39.067	14.25
13/07/22	9:56:12	39.067	14.25
13/07/22	9:56:13	39.067	14.25
13/07/22	9:56:14	39.067	14.25
13/07/22	9:56:15	39.067	14.25
13/07/22	9:56:16	39.067	14.25
13/07/22	9:56:17	39.067	14.25
13/07/22	9:56:18	39.051	14.25
13/07/22	9:56:19	39.067	14.25
13/07/22	9:56:20	39.067	14.25
13/07/22	9:56:21	39.051	14.25
13/07/22	9:56:22	39.067	14.25
13/07/22	9:56:23	39.067	14.25
13/07/22	9:56:24	39.051	14.25
13/07/22	9:56:25	39.067	14.25
13/07/22	9:56:26	39.067	14.25
13/07/22	9:56:27	39.067	14.25
13/07/22	9:56:28	39.067	14.25
13/07/22	9:56:29	39.051	14.25
13/07/22	9:56:30	39.051	14.25
13/07/22	9:56:31	39.051	14.25
13/07/22	9:56:32	39.051	14.25
13/07/22	9:56:33	39.051	14.25
13/07/22	9:56:34	39.067	14.25
13/07/22	9:56:35	39.051	14.25
13/07/22	9:56:36	39.051	14.25
13/07/22	9:56:37	39.051	14.25
13/07/22	9:56:38	39.051	14.25
13/07/22	9:56:39	39.067	14.25
13/07/22	9:56:40	39.067	14.25
13/07/22	9:56:41	39.051	14.25
13/07/22	9:56:42	39.051	14.25
13/07/22	9:56:43	39.051	14.25
13/07/22	9:56:44	39.051	14.25
13/07/22	9:56:45	39.051	14.25

13/07/22	9:56:46	39.067	14.25
13/07/22	9:56:47	39.051	14.25
13/07/22	9:56:48	39.051	14.25
13/07/22	9:56:49	39.051	14.25
13/07/22	9:56:50	39.051	14.25
13/07/22	9:56:51	39.051	14.25
13/07/22	9:56:52	39.067	14.25
13/07/22	9:56:53	39.051	14.25
13/07/22	9:56:54	39.051	14.25
13/07/22	9:56:55	39.051	14.25
13/07/22	9:56:56	39.051	14.25
13/07/22	9:56:57	39.051	14.25
13/07/22	9:56:58	39.051	14.25
13/07/22	9:56:59	39.051	14.25
13/07/22	9:57:00	39.051	14.25
13/07/22	9:57:01	39.051	14.25
13/07/22	9:57:02	39.051	14.25
13/07/22	9:57:03	39.051	14.25
13/07/22	9:57:04	39.051	14.25
13/07/22	9:57:05	39.051	14.25
13/07/22	9:57:06	39.051	14.25
13/07/22	9:57:07	39.051	14.25
13/07/22	9:57:08	39.051	14.25
13/07/22	9:57:09	39.051	14.25
13/07/22	9:57:10	39.051	14.25
13/07/22	9:57:11	39.051	14.25
13/07/22	9:57:12	39.051	14.25
13/07/22	9:57:13	39.051	14.25
13/07/22	9:57:14	39.051	14.25
13/07/22	9:57:15	39.051	14.25
13/07/22	9:57:16	39.051	14.25
13/07/22	9:57:17	39.051	14.25
13/07/22	9:57:18	39.051	14.25
13/07/22	9:57:19	39.051	14.25
13/07/22	9:57:20	39.051	14.25
13/07/22	9:57:21	39.051	14.25
13/07/22	9:57:22	39.051	14.25
13/07/22	9:57:23	39.051	14.25
13/07/22	9:57:24	39.051	14.25
13/07/22	9:57:25	39.051	14.25
13/07/22	9:57:26	39.051	14.25
13/07/22	9:57:27	39.051	14.25
13/07/22	9:57:28	39.051	14.25
13/07/22	9:57:29	39.051	14.25
13/07/22	9:57:30	39.051	14.25
13/07/22	9:57:31	39.051	14.25
13/07/22	9:57:32	39.051	14.25
13/07/22	9:57:33	39.051	14.25
13/07/22	9:57:34	39.051	14.25
13/07/22	9:57:35	39.051	14.25
13/07/22	9:57:36	39.051	14.25
13/07/22	9:57:37	39.051	14.25
13/07/22	9:57:38	39.051	14.25
13/07/22	9:57:39	39.051	14.25
13/07/22	9:57:40	39.051	14.25
13/07/22	9:57:41	39.051	14.25
13/07/22	9:57:42	39.051	14.25
13/07/22	9:57:43	39.051	14.25
13/07/22	9:57:44	39.034	14.25
13/07/22	9:57:45	39.051	14.25
13/07/22	9:57:46	39.051	14.25
13/07/22	9:57:47	39.051	14.25
13/07/22	9:57:48	39.051	14.25
13/07/22	9:57:49	39.051	14.25
13/07/22	9:57:50	39.051	14.25
13/07/22	9:57:51	39.051	14.25
13/07/22	9:57:52	39.051	14.25

13/07/22	9:57:53	39.051	14.25
13/07/22	9:57:54	39.051	14.25
13/07/22	9:57:55	39.051	14.25
13/07/22	9:57:56	39.051	14.25
13/07/22	9:57:57	39.051	14.25
13/07/22	9:57:58	39.051	14.25
13/07/22	9:57:59	39.051	14.25
13/07/22	9:58:00	39.051	14.25
13/07/22	9:58:01	39.051	14.25
13/07/22	9:58:02	39.051	14.25
13/07/22	9:58:03	39.051	14.25
13/07/22	9:58:04	39.051	14.25
13/07/22	9:58:05	39.051	14.25
13/07/22	9:58:06	39.051	14.25
13/07/22	9:58:07	39.051	14.25
13/07/22	9:58:08	39.051	14.25
13/07/22	9:58:09	39.051	14.25
13/07/22	9:58:10	39.051	14.25
13/07/22	9:58:11	39.051	14.25
13/07/22	9:58:12	39.051	14.25
13/07/22	9:58:13	39.051	14.25
13/07/22	9:58:14	39.051	14.25
13/07/22	9:58:15	39.034	14.25
13/07/22	9:58:16	39.051	14.25
13/07/22	9:58:17	39.051	14.25
13/07/22	9:58:18	39.051	14.25
13/07/22	9:58:19	39.034	14.25
13/07/22	9:58:20	39.051	14.25
13/07/22	9:58:21	39.034	14.25
13/07/22	9:58:22	39.051	14.25
13/07/22	9:58:23	39.051	14.25
13/07/22	9:58:24	39.034	14.25
13/07/22	9:58:25	39.034	14.25
13/07/22	9:58:26	39.051	14.25
13/07/22	9:58:27	39.051	14.25
13/07/22	9:58:28	39.051	14.25
13/07/22	9:58:29	39.051	14.25
13/07/22	9:58:30	39.034	14.25
13/07/22	9:58:31	39.034	14.25
13/07/22	9:58:32	39.034	14.25
13/07/22	9:58:33	39.034	14.25
13/07/22	9:58:34	39.051	14.25
13/07/22	9:58:35	39.034	14.25
13/07/22	9:58:36	39.034	14.25
13/07/22	9:58:37	39.051	14.25
13/07/22	9:58:38	39.034	14.25
13/07/22	9:58:39	39.051	14.25
13/07/22	9:58:40	39.034	14.25
13/07/22	9:58:41	39.034	14.25
13/07/22	9:58:42	39.034	14.25
13/07/22	9:58:43	39.051	14.25
13/07/22	9:58:44	39.034	14.25
13/07/22	9:58:45	39.034	14.25
13/07/22	9:58:46	39.051	14.25
13/07/22	9:58:47	39.034	14.25
13/07/22	9:58:48	39.034	14.25
13/07/22	9:58:49	39.034	14.25
13/07/22	9:58:50	39.034	14.25
13/07/22	9:58:51	39.034	14.25
13/07/22	9:58:52	39.051	14.25
13/07/22	9:58:53	39.034	14.25
13/07/22	9:58:54	39.034	14.25
13/07/22	9:58:55	39.034	14.25
13/07/22	9:58:56	39.034	14.25
13/07/22	9:58:57	39.034	14.25
13/07/22	9:58:58	39.051	14.25
13/07/22	9:58:59	39.034	14.25

13/07/22	9:59:00	39.034	14.25
13/07/22	9:59:01	39.034	14.25
13/07/22	9:59:02	39.034	14.25
13/07/22	9:59:03	39.034	14.25
13/07/22	9:59:04	39.034	14.25
13/07/22	9:59:05	39.034	14.25
13/07/22	9:59:06	39.034	14.25
13/07/22	9:59:07	39.034	14.25
13/07/22	9:59:08	39.034	14.25
13/07/22	9:59:09	39.034	14.25
13/07/22	9:59:10	39.034	14.25
13/07/22	9:59:11	39.034	14.25
13/07/22	9:59:12	39.034	14.25
13/07/22	9:59:13	39.034	14.25
13/07/22	9:59:14	39.034	14.25
13/07/22	9:59:15	39.034	14.25
13/07/22	9:59:16	39.051	14.25
13/07/22	9:59:17	39.034	14.25
13/07/22	9:59:18	39.034	14.25
13/07/22	9:59:19	39.034	14.25
13/07/22	9:59:20	39.034	14.25
13/07/22	9:59:21	39.034	14.25
13/07/22	9:59:22	39.034	14.25
13/07/22	9:59:23	39.034	14.25
13/07/22	9:59:24	39.034	14.25
13/07/22	9:59:25	39.034	14.25
13/07/22	9:59:26	39.034	14.25
13/07/22	9:59:27	39.034	14.25
13/07/22	9:59:28	39.034	14.25
13/07/22	9:59:29	39.034	14.25
13/07/22	9:59:30	39.034	14.25
13/07/22	9:59:31	39.034	14.25
13/07/22	9:59:32	39.034	14.25
13/07/22	9:59:33	39.034	14.25
13/07/22	9:59:34	39.034	14.25
13/07/22	9:59:35	39.034	14.25
13/07/22	9:59:36	39.034	14.25
13/07/22	9:59:37	39.034	14.25
13/07/22	9:59:38	39.034	14.25
13/07/22	9:59:39	39.034	14.25
13/07/22	9:59:40	39.034	14.25
13/07/22	9:59:41	39.034	14.25
13/07/22	9:59:42	39.034	14.25
13/07/22	9:59:43	39.034	14.25
13/07/22	9:59:44	39.034	14.25
13/07/22	9:59:45	39.034	14.25
13/07/22	9:59:46	39.034	14.25
13/07/22	9:59:47	39.034	14.25
13/07/22	9:59:48	39.034	14.25
13/07/22	9:59:49	39.034	14.25
13/07/22	9:59:50	39.034	14.25
13/07/22	9:59:51	39.034	14.25
13/07/22	9:59:52	39.034	14.25
13/07/22	9:59:53	39.034	14.25
13/07/22	9:59:54	39.034	14.25
13/07/22	9:59:55	39.034	14.25
13/07/22	9:59:56	39.034	14.25
13/07/22	9:59:57	39.034	14.25
13/07/22	9:59:58	39.034	14.25
13/07/22	9:59:59	39.034	14.25
13/07/22	10:00:00	39.034	14.25
13/07/22	10:00:01	39.034	14.25
13/07/22	10:00:02	39.034	14.25
13/07/22	10:00:03	39.034	14.25
13/07/22	10:00:04	39.034	14.25
13/07/22	10:00:05	39.034	14.25
13/07/22	10:00:06	39.034	14.25

13/07/22	10:00:07	39.034	14.25
13/07/22	10:00:08	39.034	14.25
13/07/22	10:00:09	39.034	14.25
13/07/22	10:00:10	39.034	14.25
13/07/22	10:00:11	39.034	14.25
13/07/22	10:00:12	39.034	14.25
13/07/22	10:00:13	39.034	14.25
13/07/22	10:00:14	39.034	14.25
13/07/22	10:00:15	39.034	14.25
13/07/22	10:00:16	39.034	14.25
13/07/22	10:00:17	39.034	14.25
13/07/22	10:00:18	39.034	14.25
13/07/22	10:00:19	39.034	14.25
13/07/22	10:00:20	39.034	14.25
13/07/22	10:00:21	39.034	14.25
13/07/22	10:00:22	39.034	14.25
13/07/22	10:00:23	39.034	14.25
13/07/22	10:00:24	39.034	14.25
13/07/22	10:00:25	39.034	14.25
13/07/22	10:00:26	39.034	14.25
13/07/22	10:00:27	39.034	14.25
13/07/22	10:00:28	39.034	14.25
13/07/22	10:00:29	39.034	14.25
13/07/22	10:00:30	39.034	14.25
13/07/22	10:00:31	39.034	14.25
13/07/22	10:00:32	39.034	14.25
13/07/22	10:00:33	39.034	14.25
13/07/22	10:00:34	39.034	14.25
13/07/22	10:00:35	39.034	14.25
13/07/22	10:00:36	39.034	14.25
13/07/22	10:00:37	39.034	14.25
13/07/22	10:00:38	39.034	14.25
13/07/22	10:00:39	39.034	14.25
13/07/22	10:00:40	39.034	14.25
13/07/22	10:00:41	39.034	14.25
13/07/22	10:00:42	39.034	14.25
13/07/22	10:00:43	39.034	14.25
13/07/22	10:00:44	39.034	14.25
13/07/22	10:00:45	39.034	14.25
13/07/22	10:00:46	39.034	14.25
13/07/22	10:00:47	39.034	14.25
13/07/22	10:00:48	39.034	14.25
13/07/22	10:00:49	39.034	14.25
13/07/22	10:00:50	39.034	14.25
13/07/22	10:00:51	39.034	14.25
13/07/22	10:00:52	39.034	14.25
13/07/22	10:00:53	39.034	14.25
13/07/22	10:00:54	39.034	14.25
13/07/22	10:00:55	39.034	14.25
13/07/22	10:00:56	39.034	14.25
13/07/22	10:00:57	39.017	14.25
13/07/22	10:00:58	39.034	14.25
13/07/22	10:00:59	39.034	14.25
13/07/22	10:01:00	39.034	14.25
13/07/22	10:01:01	39.034	14.25
13/07/22	10:01:02	39.034	14.25
13/07/22	10:01:03	39.034	14.25
13/07/22	10:01:04	39.034	14.25
13/07/22	10:01:05	39.034	14.25
13/07/22	10:01:06	39.034	14.25
13/07/22	10:01:07	39.034	14.25
13/07/22	10:01:08	39.034	14.25
13/07/22	10:01:09	39.034	14.25
13/07/22	10:01:10	39.034	14.25
13/07/22	10:01:11	39.034	14.25
13/07/22	10:01:12	39.034	14.25
13/07/22	10:01:13	39.034	14.25

13/07/22	10:01:14	39.034	14.25
13/07/22	10:01:15	39.034	14.25
13/07/22	10:01:16	39.034	14.25
13/07/22	10:01:17	39.034	14.25
13/07/22	10:01:18	39.034	14.25
13/07/22	10:01:19	39.034	14.25
13/07/22	10:01:20	39.017	14.25
13/07/22	10:01:21	38.326	14.25
13/07/22	10:01:22	38.376	14.25
13/07/22	10:01:23	36.961	14.25
13/07/22	10:01:24	34.567	14.25
13/07/22	10:01:25	33.607	14.25
13/07/22	10:01:26	33.59	14.25
13/07/22	10:01:27	33.607	14.25
13/07/22	10:01:28	33.624	14.25
13/07/22	10:01:29	33.624	14.25
13/07/22	10:01:30	33.624	14.25
13/07/22	10:01:31	33.624	14.25
13/07/22	10:01:32	33.624	14.25
13/07/22	10:01:33	33.624	14.25
13/07/22	10:01:34	33.624	14.25
13/07/22	10:01:35	33.624	14.25
13/07/22	10:01:36	33.624	14.31
13/07/22	10:01:37	33.624	14.31
13/07/22	10:01:38	33.624	14.31
13/07/22	10:01:39	33.624	14.31

MemoryAddress: 1550
Unit Of Measure: FT
Calibration Factor #1: 2863
Calibration Factor #2: 3040
Logger ID: #B04614
Job Number: 20928
Well Number: 00BW6
Depth Below Datum : 0008.77
Sampling Interval: 5 sec.
Start Date: 13/06/20 11:18:29

Date	Time	Uncomp.HT.WTR.	Temp.°C
13/06/20	11:18:29	33.542	19.63
13/06/20	11:18:34	33.542	19.63
13/06/20	11:18:39	33.542	19.63
13/06/20	11:18:44	33.525	19.63
13/06/20	11:18:49	33.542	19.63
13/06/20	11:18:54	33.525	19.63
13/06/20	11:18:59	33.525	19.69
13/06/20	11:19:04	33.525	19.75
13/06/20	11:19:09	33.542	19.81
13/06/20	11:19:14	33.508	19.88
13/06/20	11:19:19	33.542	19.88
13/06/20	11:19:24	33.542	19.94
13/06/20	11:19:29	33.525	20
13/06/20	11:19:34	33.525	20.06
13/06/20	11:19:39	33.525	20.06
13/06/20	11:19:44	33.525	20.13
13/06/20	11:19:49	33.525	20.19
13/06/20	11:19:54	33.525	20.19
13/06/20	11:19:59	33.542	20.25
13/06/20	11:20:04	33.542	20.31
13/06/20	11:20:09	33.542	20.31
13/06/20	11:20:14	33.542	20.31
13/06/20	11:20:19	33.542	20.38
13/06/20	11:20:24	33.542	20.38
13/06/20	11:20:29	33.542	20.44
13/06/20	11:20:34	33.525	20.44
13/06/20	11:20:39	37.678	20.44
13/06/20	11:20:44	41.356	20.44
13/06/20	11:20:49	41.508	20.38
13/06/20	11:20:54	42.085	20.25
13/06/20	11:20:59	42.136	20.06
13/06/20	11:21:04	42.034	19.88
13/06/20	11:21:09	42.068	19.63
13/06/20	11:21:14	42.288	19.44
13/06/20	11:21:19	42.305	19.19
13/06/20	11:21:24	42.322	19
13/06/20	11:21:29	42.322	18.81
13/06/20	11:21:34	42.322	18.56
13/06/20	11:21:39	42.322	18.38
13/06/20	11:21:44	42.322	18.19
13/06/20	11:21:49	42.322	17.94
13/06/20	11:21:54	42.322	17.75
13/06/20	11:21:59	42.322	17.56
13/06/20	11:22:04	42.322	17.44
13/06/20	11:22:09	42.322	17.25

13/06/20	11:22:14	42.322	17.06
13/06/20	11:22:19	42.322	16.94
13/06/20	11:22:24	42.322	16.75
13/06/20	11:22:29	42.322	16.63
13/06/20	11:22:34	42.322	16.5
13/06/20	11:22:39	42.322	16.38
13/06/20	11:22:44	42.322	16.25
13/06/20	11:22:49	42.322	16.13
13/06/20	11:22:54	42.322	16
13/06/20	11:22:59	42.322	15.88
13/06/20	11:23:04	42.322	15.75
13/06/20	11:23:09	42.322	15.63
13/06/20	11:23:14	42.322	15.5
13/06/20	11:23:19	42.322	15.44
13/06/20	11:23:24	42.322	15.31
13/06/20	11:23:29	42.322	15.25
13/06/20	11:23:34	42.322	15.13
13/06/20	11:23:39	42.322	15.06
13/06/20	11:23:44	42.322	14.94
13/06/20	11:23:49	42.322	14.88
13/06/20	11:23:54	42.322	14.81
13/06/20	11:23:59	42.322	14.69
13/06/20	11:24:04	42.322	14.63
13/06/20	11:24:09	42.322	14.56
13/06/20	11:24:14	42.322	14.5
13/06/20	11:24:19	42.322	14.44
13/06/20	11:24:24	42.322	14.38
13/06/20	11:24:29	42.322	14.31
13/06/20	11:24:34	42.322	14.25
13/06/20	11:24:39	42.305	14.19
13/06/20	11:24:44	42.322	14.13
13/06/20	11:24:49	42.322	14.06
13/06/20	11:24:54	42.322	14
13/06/20	11:24:59	42.322	13.94
13/06/20	11:25:04	42.322	13.88
13/06/20	11:25:09	42.322	13.88
13/06/20	11:25:14	42.322	13.81
13/06/20	11:25:19	42.322	13.75
13/06/20	11:25:24	42.305	13.69
13/06/20	11:25:29	42.322	13.69
13/06/20	11:25:34	42.322	13.63
13/06/20	11:25:39	42.322	13.56
13/06/20	11:25:44	42.322	13.56
13/06/20	11:25:49	42.322	13.5
13/06/20	11:25:54	42.322	13.5
13/06/20	11:25:59	42.322	13.44
13/06/20	11:26:04	42.78	13.38
13/06/20	11:26:09	42.763	13.38
13/06/20	11:26:14	42.78	13.31
13/06/20	11:26:19	42.746	13.31
13/06/20	11:26:24	42.746	13.25
13/06/20	11:26:29	42.729	13.25
13/06/20	11:26:34	42.729	13.19
13/06/20	11:26:39	42.712	13.19
13/06/20	11:26:44	42.712	13.13
13/06/20	11:26:49	42.695	13.13

13/06/20	11:26:54	42.695	13.13
13/06/20	11:26:59	42.678	13.06
13/06/20	11:27:04	42.678	13.06
13/06/20	11:27:09	42.644	13.06
13/06/20	11:27:14	42.661	13
13/06/20	11:27:19	42.644	13
13/06/20	11:27:24	42.644	13
13/06/20	11:27:29	42.644	12.94
13/06/20	11:27:34	42.644	12.94
13/06/20	11:27:39	42.627	12.94
13/06/20	11:27:44	42.593	12.88
13/06/20	11:27:49	42.61	12.88
13/06/20	11:27:54	42.61	12.88
13/06/20	11:27:59	42.61	12.81
13/06/20	11:28:04	42.593	12.81
13/06/20	11:28:09	42.593	12.81
13/06/20	11:28:14	42.593	12.81
13/06/20	11:28:19	42.576	12.75
13/06/20	11:28:24	42.576	12.75
13/06/20	11:28:29	42.576	12.75
13/06/20	11:28:34	42.559	12.75
13/06/20	11:28:39	42.559	12.69
13/06/20	11:28:44	42.559	12.69
13/06/20	11:28:49	42.559	12.69
13/06/20	11:28:54	42.542	12.69
13/06/20	11:28:59	42.542	12.69
13/06/20	11:29:04	42.542	12.69
13/06/20	11:29:09	42.542	12.63
13/06/20	11:29:14	42.542	12.63
13/06/20	11:29:19	42.525	12.63
13/06/20	11:29:24	42.525	12.63
13/06/20	11:29:29	42.525	12.63
13/06/20	11:29:34	42.525	12.63
13/06/20	11:29:39	42.525	12.56
13/06/20	11:29:44	42.508	12.56
13/06/20	11:29:49	42.508	12.56
13/06/20	11:29:54	42.508	12.56
13/06/20	11:29:59	42.508	12.56
13/06/20	11:30:04	42.508	12.56
13/06/20	11:30:09	42.508	12.56
13/06/20	11:30:14	42.508	12.56
13/06/20	11:30:19	42.492	12.5
13/06/20	11:30:24	42.492	12.5
13/06/20	11:30:29	42.492	12.5
13/06/20	11:30:34	42.492	12.5
13/06/20	11:30:39	42.475	12.5
13/06/20	11:30:44	42.492	12.5
13/06/20	11:30:49	42.475	12.5
13/06/20	11:30:54	42.475	12.5
13/06/20	11:30:59	42.475	12.5
13/06/20	11:31:04	42.475	12.5
13/06/20	11:31:09	42.458	12.44
13/06/20	11:31:14	42.475	12.44
13/06/20	11:31:19	42.458	12.44
13/06/20	11:31:24	42.458	12.44
13/06/20	11:31:29	42.458	12.44

13/06/20	11:31:34	42.458	12.44
13/06/20	11:31:39	42.458	12.44
13/06/20	11:31:44	42.458	12.44
13/06/20	11:31:49	42.441	12.44
13/06/20	11:31:54	42.441	12.44
13/06/20	11:31:59	42.441	12.44
13/06/20	11:32:04	42.441	12.44
13/06/20	11:32:09	42.441	12.44
13/06/20	11:32:14	42.441	12.44
13/06/20	11:32:19	42.441	12.44
13/06/20	11:32:24	42.441	12.38
13/06/20	11:32:29	42.424	12.38
13/06/20	11:32:34	42.424	12.38
13/06/20	11:32:39	42.424	12.38
13/06/20	11:32:44	42.424	12.38
13/06/20	11:32:49	42.407	12.38
13/06/20	11:32:54	42.424	12.38
13/06/20	11:32:59	42.424	12.38
13/06/20	11:33:04	42.407	12.38
13/06/20	11:33:09	42.407	12.38
13/06/20	11:33:14	42.424	12.38
13/06/20	11:33:19	42.407	12.38
13/06/20	11:33:24	42.407	12.38
13/06/20	11:33:29	42.407	12.38
13/06/20	11:33:34	42.407	12.38
13/06/20	11:33:39	42.407	12.38
13/06/20	11:33:44	42.407	12.38
13/06/20	11:33:49	42.407	12.38
13/06/20	11:33:54	42.407	12.38
13/06/20	11:33:59	42.407	12.38
13/06/20	11:34:04	42.407	12.38
13/06/20	11:34:09	42.39	12.38
13/06/20	11:34:14	42.39	12.38
13/06/20	11:34:19	42.39	12.38
13/06/20	11:34:24	42.39	12.38
13/06/20	11:34:29	42.39	12.31
13/06/20	11:34:34	42.39	12.38
13/06/20	11:34:39	42.39	12.31
13/06/20	11:34:44	42.39	12.31
13/06/20	11:34:49	42.39	12.31
13/06/20	11:34:54	42.39	12.31
13/06/20	11:34:59	42.39	12.31
13/06/20	11:35:04	42.39	12.31
13/06/20	11:35:09	42.39	12.31
13/06/20	11:35:14	42.39	12.31
13/06/20	11:35:19	42.373	12.31
13/06/20	11:35:24	42.39	12.31
13/06/20	11:35:29	42.373	12.31
13/06/20	11:35:34	42.373	12.31
13/06/20	11:35:39	42.373	12.31
13/06/20	11:35:44	42.373	12.31
13/06/20	11:35:49	42.373	12.31
13/06/20	11:35:54	42.373	12.31
13/06/20	11:35:59	42.373	12.31
13/06/20	11:36:04	42.373	12.31
13/06/20	11:36:09	42.373	12.31

13/06/20	11:36:14	42.373	12.31
13/06/20	11:36:19	42.373	12.31
13/06/20	11:36:24	42.373	12.31
13/06/20	11:36:29	42.356	12.31
13/06/20	11:36:34	42.373	12.31
13/06/20	11:36:39	42.373	12.31
13/06/20	11:36:44	42.356	12.31
13/06/20	11:36:49	42.373	12.31
13/06/20	11:36:54	42.356	12.31
13/06/20	11:36:59	42.356	12.31
13/06/20	11:37:04	42.356	12.31
13/06/20	11:37:09	42.356	12.31
13/06/20	11:37:14	42.356	12.31
13/06/20	11:37:19	42.356	12.31
13/06/20	11:37:24	42.356	12.31
13/06/20	11:37:29	42.356	12.31
13/06/20	11:37:34	42.356	12.31
13/06/20	11:37:39	42.356	12.31
13/06/20	11:37:44	42.339	12.31
13/06/20	11:37:49	42.356	12.31
13/06/20	11:37:54	42.339	12.31
13/06/20	11:37:59	42.339	12.31
13/06/20	11:38:04	42.356	12.31
13/06/20	11:38:09	42.339	12.31
13/06/20	11:38:14	42.339	12.31
13/06/20	11:38:19	42.339	12.31
13/06/20	11:38:24	42.339	12.31
13/06/20	11:38:29	42.339	12.31
13/06/20	11:38:34	42.339	12.31
13/06/20	11:38:39	42.339	12.31
13/06/20	11:38:44	42.339	12.31
13/06/20	11:38:49	42.339	12.31
13/06/20	11:38:54	42.339	12.31
13/06/20	11:38:59	42.339	12.31
13/06/20	11:39:04	42.339	12.31
13/06/20	11:39:09	42.339	12.31
13/06/20	11:39:14	42.339	12.31
13/06/20	11:39:19	42.339	12.31
13/06/20	11:39:24	42.339	12.31
13/06/20	11:39:29	42.322	12.31
13/06/20	11:39:34	42.339	12.31
13/06/20	11:39:39	42.339	12.31
13/06/20	11:39:44	42.339	12.31
13/06/20	11:39:49	42.339	12.31
13/06/20	11:39:54	42.339	12.31
13/06/20	11:39:59	42.339	12.31
13/06/20	11:40:04	42.339	12.31
13/06/20	11:40:09	42.322	12.31
13/06/20	11:40:14	42.322	12.31
13/06/20	11:40:19	42.322	12.31
13/06/20	11:40:24	42.322	12.31
13/06/20	11:40:29	42.339	12.31
13/06/20	11:40:34	42.322	12.31
13/06/20	11:40:39	42.322	12.31
13/06/20	11:40:44	42.322	12.31
13/06/20	11:40:49	42.322	12.31

13/06/20	11:40:54	42.322	12.31
13/06/20	11:40:59	42.322	12.31
13/06/20	11:41:04	42.322	12.31
13/06/20	11:41:09	42.322	12.31
13/06/20	11:41:14	42.322	12.31
13/06/20	11:41:19	42.322	12.31
13/06/20	11:41:24	42.322	12.31
13/06/20	11:41:29	42.322	12.31
13/06/20	11:41:34	42.322	12.31
13/06/20	11:41:39	42.322	12.31
13/06/20	11:41:44	42.322	12.31
13/06/20	11:41:49	42.322	12.31
13/06/20	11:41:54	42.322	12.31
13/06/20	11:41:59	42.322	12.31
13/06/20	11:42:04	42.322	12.31
13/06/20	11:42:09	42.322	12.31
13/06/20	11:42:14	42.322	12.31
13/06/20	11:42:19	42.322	12.31
13/06/20	11:42:24	42.322	12.31
13/06/20	11:42:29	42.322	12.31
13/06/20	11:42:34	42.322	12.31
13/06/20	11:42:39	42.305	12.31
13/06/20	11:42:44	42.305	12.31
13/06/20	11:42:49	42.322	12.31
13/06/20	11:42:54	42.305	12.31
13/06/20	11:42:59	42.305	12.31
13/06/20	11:43:04	42.322	12.31
13/06/20	11:43:09	42.305	12.31
13/06/20	11:43:14	42.305	12.31
13/06/20	11:43:19	42.322	12.31
13/06/20	11:43:24	42.305	12.31
13/06/20	11:43:29	42.322	12.31
13/06/20	11:43:34	42.305	12.31
13/06/20	11:43:39	42.305	12.25
13/06/20	11:43:44	42.305	12.31
13/06/20	11:43:49	42.322	12.31
13/06/20	11:43:54	42.305	12.31
13/06/20	11:43:59	42.305	12.31
13/06/20	11:44:04	42.305	12.25
13/06/20	11:44:09	42.305	12.31
13/06/20	11:44:14	42.305	12.31
13/06/20	11:44:19	42.305	12.25
13/06/20	11:44:24	42.305	12.31
13/06/20	11:44:29	42.305	12.31
13/06/20	11:44:34	42.305	12.31
13/06/20	11:44:39	42.305	12.31
13/06/20	11:44:44	42.305	12.31
13/06/20	11:44:49	42.305	12.31
13/06/20	11:44:54	42.305	12.31
13/06/20	11:44:59	42.305	12.31
13/06/20	11:45:04	42.305	12.25
13/06/20	11:45:09	42.305	12.25
13/06/20	11:45:14	42.305	12.31
13/06/20	11:45:19	42.305	12.25
13/06/20	11:45:24	42.305	12.31
13/06/20	11:45:29	42.305	12.25

13/06/20	11:45:34	42.305	12.25
13/06/20	11:45:39	42.305	12.25
13/06/20	11:45:44	42.305	12.25
13/06/20	11:45:49	42.305	12.25
13/06/20	11:45:54	42.305	12.25
13/06/20	11:45:59	42.305	12.25
13/06/20	11:46:04	42.305	12.25
13/06/20	11:46:09	42.305	12.31
13/06/20	11:46:14	42.305	12.31
13/06/20	11:46:19	42.305	12.25
13/06/20	11:46:24	42.305	12.31
13/06/20	11:46:29	42.305	12.31
13/06/20	11:46:34	42.305	12.31
13/06/20	11:46:39	42.305	12.31
13/06/20	11:46:44	42.305	12.25
13/06/20	11:46:49	42.305	12.25
13/06/20	11:46:54	42.305	12.25
13/06/20	11:46:59	42.305	12.25
13/06/20	11:47:04	42.305	12.25
13/06/20	11:47:09	42.305	12.31
13/06/20	11:47:14	42.305	12.31
13/06/20	11:47:19	42.305	12.25
13/06/20	11:47:24	42.305	12.25
13/06/20	11:47:29	42.288	12.25
13/06/20	11:47:34	42.305	12.25
13/06/20	11:47:39	42.305	12.25
13/06/20	11:47:44	42.288	12.25
13/06/20	11:47:49	42.288	12.31
13/06/20	11:47:54	42.288	12.25
13/06/20	11:47:59	42.305	12.25
13/06/20	11:48:04	42.288	12.25
13/06/20	11:48:09	42.288	12.25
13/06/20	11:48:14	42.288	12.25
13/06/20	11:48:19	42.288	12.25
13/06/20	11:48:24	42.288	12.25
13/06/20	11:48:29	42.288	12.25
13/06/20	11:48:34	42.288	12.25
13/06/20	11:48:39	42.288	12.25
13/06/20	11:48:44	42.288	12.31
13/06/20	11:48:49	42.288	12.25
13/06/20	11:48:54	42.288	12.31
13/06/20	11:48:59	42.288	12.25
13/06/20	11:49:04	42.288	12.25
13/06/20	11:49:09	42.288	12.25
13/06/20	11:49:14	42.288	12.25
13/06/20	11:49:19	42.288	12.25
13/06/20	11:49:24	42.288	12.25
13/06/20	11:49:29	42.288	12.25
13/06/20	11:49:34	42.288	12.25
13/06/20	11:49:39	42.288	12.25
13/06/20	11:49:44	42.288	12.25
13/06/20	11:49:49	42.288	12.25
13/06/20	11:49:54	42.288	12.25
13/06/20	11:49:59	42.288	12.25
13/06/20	11:50:04	42.288	12.25
13/06/20	11:50:09	42.288	12.25

13/06/20	11:50:14	42.288	12.25
13/06/20	11:50:19	42.288	12.25
13/06/20	11:50:24	42.288	12.25
13/06/20	11:50:29	42.288	12.25
13/06/20	11:50:34	42.288	12.25
13/06/20	11:50:39	42.288	12.25
13/06/20	11:50:44	42.288	12.25
13/06/20	11:50:49	42.288	12.25
13/06/20	11:50:54	42.288	12.25
13/06/20	11:50:59	42.288	12.25
13/06/20	11:51:04	42.288	12.25
13/06/20	11:51:09	42.288	12.25
13/06/20	11:51:14	42.288	12.25
13/06/20	11:51:19	42.288	12.25
13/06/20	11:51:24	42.288	12.25
13/06/20	11:51:29	42.288	12.25
13/06/20	11:51:34	42.288	12.25
13/06/20	11:51:39	42.288	12.25
13/06/20	11:51:44	42.288	12.25
13/06/20	11:51:49	42.288	12.25
13/06/20	11:51:54	42.288	12.25
13/06/20	11:51:59	42.288	12.25
13/06/20	11:52:04	42.288	12.25
13/06/20	11:52:09	42.288	12.25
13/06/20	11:52:14	42.288	12.25
13/06/20	11:52:19	42.288	12.25
13/06/20	11:52:24	42.288	12.25
13/06/20	11:52:29	42.288	12.25
13/06/20	11:52:34	42.288	12.25
13/06/20	11:52:39	42.288	12.25
13/06/20	11:52:44	42.288	12.25
13/06/20	11:52:49	42.288	12.25
13/06/20	11:52:54	42.288	12.25
13/06/20	11:52:59	42.288	12.25
13/06/20	11:53:04	42.288	12.25
13/06/20	11:53:09	42.288	12.25
13/06/20	11:53:14	42.288	12.25
13/06/20	11:53:19	42.288	12.25
13/06/20	11:53:24	42.288	12.25
13/06/20	11:53:29	42.288	12.25
13/06/20	11:53:34	42.288	12.25
13/06/20	11:53:39	42.288	12.25
13/06/20	11:53:44	42.288	12.25
13/06/20	11:53:49	42.288	12.25
13/06/20	11:53:54	42.288	12.25
13/06/20	11:53:59	42.288	12.25
13/06/20	11:54:04	42.288	12.25
13/06/20	11:54:09	42.288	12.25
13/06/20	11:54:14	42.288	12.25
13/06/20	11:54:19	42.288	12.25
13/06/20	11:54:24	42.288	12.25
13/06/20	11:54:29	42.288	12.25
13/06/20	11:54:34	42.288	12.25
13/06/20	11:54:39	42.288	12.25
13/06/20	11:54:44	42.288	12.25
13/06/20	11:54:49	42.288	12.25

13/06/20	11:54:54	42.288	12.25
13/06/20	11:54:59	42.288	12.25
13/06/20	11:55:04	42.288	12.25
13/06/20	11:55:09	42.288	12.25
13/06/20	11:55:14	42.288	12.25
13/06/20	11:55:19	42.288	12.25
13/06/20	11:55:24	42.288	12.25
13/06/20	11:55:29	42.271	12.25
13/06/20	11:55:34	42.288	12.25
13/06/20	11:55:39	42.288	12.25
13/06/20	11:55:44	42.288	12.25
13/06/20	11:55:49	42.288	12.25
13/06/20	11:55:54	42.288	12.25
13/06/20	11:55:59	42.288	12.25
13/06/20	11:56:04	42.288	12.25
13/06/20	11:56:09	42.271	12.25
13/06/20	11:56:14	42.288	12.25
13/06/20	11:56:19	42.288	12.25
13/06/20	11:56:24	42.288	12.25
13/06/20	11:56:29	42.051	12.25
13/06/20	11:56:34	41.746	12.25
13/06/20	11:56:39	41.763	12.25
13/06/20	11:56:44	41.763	12.25
13/06/20	11:56:49	41.78	12.25
13/06/20	11:56:54	41.797	12.25
13/06/20	11:56:59	41.797	12.25
13/06/20	11:57:04	41.814	12.25
13/06/20	11:57:09	41.831	12.25
13/06/20	11:57:14	41.831	12.25
13/06/20	11:57:19	41.831	12.25
13/06/20	11:57:24	41.847	12.25
13/06/20	11:57:29	41.864	12.25
13/06/20	11:57:34	41.864	12.31
13/06/20	11:57:39	41.881	12.25
13/06/20	11:57:44	41.881	12.25
13/06/20	11:57:49	41.881	12.25
13/06/20	11:57:54	41.898	12.25
13/06/20	11:57:59	41.898	12.25
13/06/20	11:58:04	41.898	12.25
13/06/20	11:58:09	41.915	12.25
13/06/20	11:58:14	41.915	12.31
13/06/20	11:58:19	41.932	12.25
13/06/20	11:58:24	41.932	12.25
13/06/20	11:58:29	41.932	12.25
13/06/20	11:58:34	41.949	12.25
13/06/20	11:58:39	41.949	12.25
13/06/20	11:58:44	41.949	12.25
13/06/20	11:58:49	41.949	12.25
13/06/20	11:58:54	41.966	12.25
13/06/20	11:58:59	41.966	12.25
13/06/20	11:59:04	41.966	12.25
13/06/20	11:59:09	41.966	12.25
13/06/20	11:59:14	41.983	12.31
13/06/20	11:59:19	41.983	12.25
13/06/20	11:59:24	41.983	12.25
13/06/20	11:59:29	42	12.25

13/06/20	11:59:34	42	12.25
13/06/20	11:59:39	42	12.25
13/06/20	11:59:44	42	12.25
13/06/20	11:59:49	42.017	12.25
13/06/20	11:59:54	42.017	12.25
13/06/20	11:59:59	42.017	12.25
13/06/20	12:00:04	42.017	12.25
13/06/20	12:00:09	42.034	12.25
13/06/20	12:00:14	42.034	12.25
13/06/20	12:00:19	42.034	12.25
13/06/20	12:00:24	42.034	12.31
13/06/20	12:00:29	42.034	12.25
13/06/20	12:00:34	42.034	12.25
13/06/20	12:00:39	42.034	12.25
13/06/20	12:00:44	42.051	12.25
13/06/20	12:00:49	42.051	12.25
13/06/20	12:00:54	42.051	12.25
13/06/20	12:00:59	42.051	12.25
13/06/20	12:01:04	42.051	12.25
13/06/20	12:01:09	42.068	12.25
13/06/20	12:01:14	42.068	12.25
13/06/20	12:01:19	42.068	12.25
13/06/20	12:01:24	42.068	12.25
13/06/20	12:01:29	42.068	12.25
13/06/20	12:01:34	42.068	12.25
13/06/20	12:01:39	42.085	12.25
13/06/20	12:01:44	42.085	12.25
13/06/20	12:01:49	42.085	12.25
13/06/20	12:01:54	42.085	12.25
13/06/20	12:01:59	42.102	12.31
13/06/20	12:02:04	42.102	12.25
13/06/20	12:02:09	42.102	12.25
13/06/20	12:02:14	42.102	12.25
13/06/20	12:02:19	42.102	12.25
13/06/20	12:02:24	42.102	12.31
13/06/20	12:02:29	42.102	12.31
13/06/20	12:02:34	42.102	12.25
13/06/20	12:02:39	42.102	12.25
13/06/20	12:02:44	42.119	12.25
13/06/20	12:02:49	42.119	12.25
13/06/20	12:02:54	42.119	12.31
13/06/20	12:02:59	42.119	12.25
13/06/20	12:03:04	42.119	12.25
13/06/20	12:03:09	42.119	12.31
13/06/20	12:03:14	42.119	12.25
13/06/20	12:03:19	42.119	12.25
13/06/20	12:03:24	42.136	12.25
13/06/20	12:03:29	42.136	12.25
13/06/20	12:03:34	42.136	12.25
13/06/20	12:03:39	42.136	12.31
13/06/20	12:03:44	42.136	12.25
13/06/20	12:03:49	42.136	12.25
13/06/20	12:03:54	42.136	12.25
13/06/20	12:03:59	42.136	12.31
13/06/20	12:04:04	42.136	12.25
13/06/20	12:04:09	42.136	12.31

13/06/20	12:04:14	42.136	12.25
13/06/20	12:04:19	42.136	12.25
13/06/20	12:04:24	42.153	12.31
13/06/20	12:04:29	42.153	12.25
13/06/20	12:04:34	42.153	12.25
13/06/20	12:04:39	42.153	12.25
13/06/20	12:04:44	42.153	12.25
13/06/20	12:04:49	42.153	12.25
13/06/20	12:04:54	42.153	12.31
13/06/20	12:04:59	42.153	12.31
13/06/20	12:05:04	42.153	12.25
13/06/20	12:05:09	42.153	12.25
13/06/20	12:05:14	42.169	12.25
13/06/20	12:05:19	42.169	12.25
13/06/20	12:05:24	42.169	12.25
13/06/20	12:05:29	42.169	12.31
13/06/20	12:05:34	42.169	12.25
13/06/20	12:05:39	42.169	12.25
13/06/20	12:05:44	42.169	12.25
13/06/20	12:05:49	42.169	12.25
13/06/20	12:05:54	42.169	12.25
13/06/20	12:05:59	42.169	12.25
13/06/20	12:06:04	42.169	12.31
13/06/20	12:06:09	42.169	12.25
13/06/20	12:06:14	42.169	12.25
13/06/20	12:06:19	42.169	12.25
13/06/20	12:06:24	42.169	12.25
13/06/20	12:06:29	42.169	12.25
13/06/20	12:06:34	42.169	12.25
13/06/20	12:06:39	42.186	12.25
13/06/20	12:06:44	42.186	12.25
13/06/20	12:06:49	42.186	12.25
13/06/20	12:06:54	42.186	12.25
13/06/20	12:06:59	42.186	12.25
13/06/20	12:07:04	42.186	12.25
13/06/20	12:07:09	42.186	12.25
13/06/20	12:07:14	42.186	12.25
13/06/20	12:07:19	42.186	12.25
13/06/20	12:07:24	42.186	12.25
13/06/20	12:07:29	42.186	12.25
13/06/20	12:07:34	42.186	12.25
13/06/20	12:07:39	42.186	12.25
13/06/20	12:07:44	42.203	12.25
13/06/20	12:07:49	42.186	12.25
13/06/20	12:07:54	42.203	12.25
13/06/20	12:07:59	42.203	12.31
13/06/20	12:08:04	42.203	12.25
13/06/20	12:08:09	42.203	12.25
13/06/20	12:08:14	42.203	12.25
13/06/20	12:08:19	42.203	12.25
13/06/20	12:08:24	42.203	12.25
13/06/20	12:08:29	42.203	12.25
13/06/20	12:08:34	42.203	12.25
13/06/20	12:08:39	42.203	12.25
13/06/20	12:08:44	42.203	12.25
13/06/20	12:08:49	42.203	12.25

13/06/20	12:08:54	42.203	12.25
13/06/20	12:08:59	42.203	12.25
13/06/20	12:09:04	42.203	12.25
13/06/20	12:09:09	42.203	12.25
13/06/20	12:09:14	42.203	12.25
13/06/20	12:09:19	42.203	12.25
13/06/20	12:09:24	42.203	12.25
13/06/20	12:09:29	42.22	12.25
13/06/20	12:09:34	42.203	12.25
13/06/20	12:09:39	42.203	12.25
13/06/20	12:09:44	42.203	12.25
13/06/20	12:09:49	42.203	12.25
13/06/20	12:09:54	42.203	12.25
13/06/20	12:09:59	42.22	12.25
13/06/20	12:10:04	42.203	12.25
13/06/20	12:10:09	42.22	12.25
13/06/20	12:10:14	42.22	12.25
13/06/20	12:10:19	42.22	12.25
13/06/20	12:10:24	42.22	12.25
13/06/20	12:10:29	42.22	12.25
13/06/20	12:10:34	42.22	12.25
13/06/20	12:10:39	42.22	12.25
13/06/20	12:10:44	42.22	12.25
13/06/20	12:10:49	42.22	12.25
13/06/20	12:10:54	42.22	12.25
13/06/20	12:10:59	42.22	12.25
13/06/20	12:11:04	42.22	12.25
13/06/20	12:11:09	42.22	12.25
13/06/20	12:11:14	42.22	12.25
13/06/20	12:11:19	42.22	12.25
13/06/20	12:11:24	42.22	12.25
13/06/20	12:11:29	42.22	12.25
13/06/20	12:11:34	42.22	12.25
13/06/20	12:11:39	42.22	12.25
13/06/20	12:11:44	42.22	12.25
13/06/20	12:11:49	42.22	12.25
13/06/20	12:11:54	42.237	12.25
13/06/20	12:11:59	42.22	12.25
13/06/20	12:12:04	42.22	12.25
13/06/20	12:12:09	42.22	12.25
13/06/20	12:12:14	42.237	12.25
13/06/20	12:12:19	42.237	12.25
13/06/20	12:12:24	42.237	12.25
13/06/20	12:12:29	42.237	12.25
13/06/20	12:12:34	42.22	12.25
13/06/20	12:12:39	42.237	12.25
13/06/20	12:12:44	42.237	12.25
13/06/20	12:12:49	42.237	12.25
13/06/20	12:12:54	42.237	12.25
13/06/20	12:12:59	42.237	12.25
13/06/20	12:13:04	42.237	12.25
13/06/20	12:13:09	42.237	12.25
13/06/20	12:13:14	42.237	12.25
13/06/20	12:13:19	42.237	12.25
13/06/20	12:13:24	42.237	12.25
13/06/20	12:13:29	42.237	12.25

13/06/20	12:13:34	42.237	12.25
13/06/20	12:13:39	42.237	12.25
13/06/20	12:13:44	42.237	12.25
13/06/20	12:13:49	42.237	12.25
13/06/20	12:13:54	42.237	12.25
13/06/20	12:13:59	42.237	12.25
13/06/20	12:14:04	42.237	12.25
13/06/20	12:14:09	42.237	12.25
13/06/20	12:14:14	42.237	12.25
13/06/20	12:14:19	42.237	12.25
13/06/20	12:14:24	42.237	12.25
13/06/20	12:14:29	42.237	12.25
13/06/20	12:14:34	42.237	12.25
13/06/20	12:14:39	42.237	12.25
13/06/20	12:14:44	42.237	12.25
13/06/20	12:14:49	42.237	12.25
13/06/20	12:14:54	42.237	12.25
13/06/20	12:14:59	42.237	12.25
13/06/20	12:15:04	42.237	12.25
13/06/20	12:15:09	42.237	12.25
13/06/20	12:15:14	42.237	12.25
13/06/20	12:15:19	42.237	12.25
13/06/20	12:15:24	42.237	12.25
13/06/20	12:15:29	42.237	12.25
13/06/20	12:15:34	42.237	12.25
13/06/20	12:15:39	42.237	12.25
13/06/20	12:15:44	42.237	12.25
13/06/20	12:15:49	42.237	12.25
13/06/20	12:15:54	42.237	12.25
13/06/20	12:15:59	42.237	12.25
13/06/20	12:16:04	42.237	12.25
13/06/20	12:16:09	42.237	12.25
13/06/20	12:16:14	42.237	12.25
13/06/20	12:16:19	42.237	12.25
13/06/20	12:16:24	42.254	12.25
13/06/20	12:16:29	42.237	12.25
13/06/20	12:16:34	42.237	12.25
13/06/20	12:16:39	42.237	12.25
13/06/20	12:16:44	42.237	12.25
13/06/20	12:16:49	42.254	12.25
13/06/20	12:16:54	42.237	12.25
13/06/20	12:16:59	42.237	12.25
13/06/20	12:17:04	42.237	12.25
13/06/20	12:17:09	42.237	12.25
13/06/20	12:17:14	42.237	12.25
13/06/20	12:17:19	42.237	12.25
13/06/20	12:17:24	42.237	12.25
13/06/20	12:17:29	42.203	12.25
13/06/20	12:17:34	36.831	12.25
13/06/20	12:17:39	33.576	12.25
13/06/20	12:17:44	33.542	12.31
13/06/20	12:17:49	33.525	12.31
13/06/20	12:17:54	33.525	12.31
13/06/20	12:17:59	33.525	12.38
13/06/20	12:18:04	33.542	12.38
13/06/20	12:18:09	33.542	12.44

13/06/20	12:18:14	33.542	12.44
13/06/20	12:18:19	33.542	12.5
13/06/20	12:18:24	33.525	12.5
13/06/20	12:18:29	33.525	12.56
13/06/20	12:18:34	33.525	12.56
13/06/20	12:18:39	33.525	12.63
13/06/20	12:18:44	33.525	12.63
13/06/20	12:18:49	33.525	12.69
13/06/20	12:18:54	33.525	12.69
13/06/20	12:18:59	33.525	12.75
13/06/20	12:19:04	33.525	12.81
13/06/20	12:19:09	33.729	12.81
13/06/20	12:19:14	34.424	12.88
13/06/20	12:19:19	34.424	12.94
13/06/20	12:19:24	33.525	13
13/06/20	12:19:29	34.424	13.13
13/06/20	12:19:34	34.424	13.25
13/06/20	12:19:39	34.424	13.31
13/06/20	12:19:44	33.475	13.44
13/06/20	12:19:49	33.508	13.56
13/06/20	12:19:54	33.508	13.69
13/06/20	12:19:59	33.508	13.75
13/06/20	12:20:04	33.525	13.88
13/06/20	12:20:09	33.525	13.94
13/06/20	12:20:14	33.525	14.06
13/06/20	12:20:19	33.525	14.13
13/06/20	12:20:24	33.525	14.19
13/06/20	12:20:29	33.525	14.25
13/06/20	12:20:34	33.525	14.31
13/06/20	12:20:39	33.525	14.38
13/06/20	12:20:44	33.525	14.44
13/06/20	12:20:49	33.525	14.5
13/06/20	12:20:54	33.525	14.5
13/06/20	12:20:59	33.508	14.56
13/06/20	12:21:04	33.525	14.63
13/06/20	12:21:09	33.525	14.63
13/06/20	12:21:14	33.525	14.75
13/06/20	12:21:19	33.525	14.81
13/06/20	12:21:24	33.525	14.94
13/06/20	12:21:29	33.525	15.13
13/06/20	12:21:34	33.525	15.25
13/06/20	12:21:39	33.525	15.44
13/06/20	12:21:44	33.525	15.56
13/06/20	12:21:49	33.508	15.75
13/06/20	12:21:54	33.508	15.88
13/06/20	12:21:59	33.525	16.06
13/06/20	12:22:04	33.525	16.25
13/06/20	12:22:09	33.525	16.38
13/06/20	12:22:14	33.525	16.56
13/06/20	12:22:19	33.525	16.69
13/06/20	12:22:24	33.525	16.88
13/06/20	12:22:29	33.525	17
13/06/20	12:22:34	33.508	17.13
13/06/20	12:22:39	33.525	17.25

MemoryAddress: 956
Unit Of Measure: FT
Calibration Factor #1: 2022
Calibration Factor #2: 3729
Logger ID: #B04198
Job Number: 20928
Well Number: 00BW7
Depth Below Datum : 0010.40
Sampling Interval: 10 sec.
Start Date: 13/06/20 14:05:30

Date	Time	Uncomp.HT.WTR.	Temp.°C
13/06/20	14:05:30	34.029	20.25
13/06/20	14:05:40	34.029	20.25
13/06/20	14:05:50	34.029	20.25
13/06/20	14:06:00	34.029	20.25
13/06/20	14:06:10	34.012	20.31
13/06/20	14:06:20	34.012	20.38
13/06/20	14:06:30	34.029	20.5
13/06/20	14:06:40	34.029	20.56
13/06/20	14:06:50	34.029	20.69
13/06/20	14:07:00	34.029	20.75
13/06/20	14:07:10	34.029	20.81
13/06/20	14:07:20	34.046	20.94
13/06/20	14:07:30	34.029	21
13/06/20	14:07:40	34.029	21.06
13/06/20	14:07:50	34.046	21.06
13/06/20	14:08:00	34.046	21.13
13/06/20	14:08:10	34.029	21.19
13/06/20	14:08:20	34.046	21.19
13/06/20	14:08:30	34.046	21.19
13/06/20	14:08:40	34.029	21.25
13/06/20	14:08:50	34.012	21.25
13/06/20	14:09:00	34.029	21.25
13/06/20	14:09:10	34.046	21.25
13/06/20	14:09:20	34.029	21.25
13/06/20	14:09:30	34.046	21.31
13/06/20	14:09:40	34.046	21.31
13/06/20	14:09:50	34.029	21.31
13/06/20	14:10:00	34.046	21.31
13/06/20	14:10:10	34.029	21.25
13/06/20	14:10:20	34.046	21.25
13/06/20	14:10:30	34.029	21.25
13/06/20	14:10:40	34.029	21.25
13/06/20	14:10:50	34.029	21.25
13/06/20	14:11:00	34.012	21.25
13/06/20	14:11:10	40.892	21.31
13/06/20	14:11:20	43.848	21.25
13/06/20	14:11:30	44.528	21
13/06/20	14:11:40	44.579	20.69
13/06/20	14:11:50	44.579	20.31
13/06/20	14:12:00	44.579	19.94
13/06/20	14:12:10	44.579	19.63
13/06/20	14:12:20	44.579	19.25
13/06/20	14:12:30	44.579	18.94
13/06/20	14:12:40	44.579	18.63
13/06/20	14:12:50	44.579	18.38

13/06/20	14:13:00	44.579	18.13
13/06/20	14:13:10	44.579	17.81
13/06/20	14:13:20	44.579	17.63
13/06/20	14:13:30	44.579	17.38
13/06/20	14:13:40	44.579	17.19
13/06/20	14:13:50	44.579	17
13/06/20	14:14:00	44.579	16.81
13/06/20	14:14:10	45.258	16.63
13/06/20	14:14:20	45.275	16.5
13/06/20	14:14:30	45.224	16.31
13/06/20	14:14:40	45.19	16.19
13/06/20	14:14:50	45.156	16.06
13/06/20	14:15:00	45.122	15.94
13/06/20	14:15:10	45.088	15.81
13/06/20	14:15:20	45.071	15.69
13/06/20	14:15:30	45.037	15.56
13/06/20	14:15:40	45.021	15.5
13/06/20	14:15:50	45.004	15.38
13/06/20	14:16:00	44.987	15.31
13/06/20	14:16:10	44.97	15.25
13/06/20	14:16:20	44.953	15.13
13/06/20	14:16:30	44.936	15.06
13/06/20	14:16:40	44.919	15
13/06/20	14:16:50	44.919	15
13/06/20	14:17:00	44.919	14.94
13/06/20	14:17:10	44.902	14.88
13/06/20	14:17:20	44.885	14.81
13/06/20	14:17:30	44.885	14.75
13/06/20	14:17:40	44.868	14.75
13/06/20	14:17:50	44.851	14.69
13/06/20	14:18:00	44.851	14.63
13/06/20	14:18:10	44.851	14.63
13/06/20	14:18:20	44.851	14.56
13/06/20	14:18:30	44.834	14.56
13/06/20	14:18:40	44.817	14.56
13/06/20	14:18:50	44.817	14.5
13/06/20	14:19:00	44.817	14.5
13/06/20	14:19:10	44.8	14.5
13/06/20	14:19:20	44.8	14.44
13/06/20	14:19:30	44.783	14.44
13/06/20	14:19:40	44.783	14.44
13/06/20	14:19:50	44.783	14.38
13/06/20	14:20:00	44.783	14.38
13/06/20	14:20:10	44.766	14.38
13/06/20	14:20:20	44.766	14.38
13/06/20	14:20:30	44.766	14.31
13/06/20	14:20:40	44.749	14.31
13/06/20	14:20:50	44.749	14.31
13/06/20	14:21:00	44.749	14.31
13/06/20	14:21:10	44.732	14.31
13/06/20	14:21:20	44.732	14.25
13/06/20	14:21:30	44.732	14.25
13/06/20	14:21:40	44.732	14.25
13/06/20	14:21:50	44.732	14.25
13/06/20	14:22:00	44.715	14.25
13/06/20	14:22:10	44.715	14.25

13/06/20	14:22:20	44.715	14.25
13/06/20	14:22:30	44.715	14.25
13/06/20	14:22:40	44.715	14.19
13/06/20	14:22:50	44.715	14.19
13/06/20	14:23:00	44.698	14.19
13/06/20	14:23:10	44.698	14.19
13/06/20	14:23:20	44.698	14.19
13/06/20	14:23:30	44.681	14.19
13/06/20	14:23:40	44.681	14.19
13/06/20	14:23:50	44.681	14.19
13/06/20	14:24:00	44.681	14.19
13/06/20	14:24:10	44.681	14.19
13/06/20	14:24:20	44.681	14.19
13/06/20	14:24:30	44.681	14.19
13/06/20	14:24:40	44.681	14.19
13/06/20	14:24:50	44.681	14.19
13/06/20	14:25:00	44.681	14.19
13/06/20	14:25:10	44.664	14.19
13/06/20	14:25:20	44.664	14.19
13/06/20	14:25:30	44.664	14.13
13/06/20	14:25:40	44.664	14.13
13/06/20	14:25:50	44.664	14.13
13/06/20	14:26:00	44.664	14.13
13/06/20	14:26:10	44.647	14.13
13/06/20	14:26:20	44.647	14.13
13/06/20	14:26:30	44.647	14.13
13/06/20	14:26:40	44.647	14.13
13/06/20	14:26:50	44.647	14.13
13/06/20	14:27:00	44.647	14.13
13/06/20	14:27:10	44.647	14.13
13/06/20	14:27:20	44.647	14.13
13/06/20	14:27:30	44.647	14.13
13/06/20	14:27:40	44.647	14.13
13/06/20	14:27:50	44.647	14.13
13/06/20	14:28:00	44.647	14.13
13/06/20	14:28:10	44.647	14.13
13/06/20	14:28:20	44.63	14.13
13/06/20	14:28:30	44.63	14.13
13/06/20	14:28:40	44.63	14.13
13/06/20	14:28:50	44.63	14.13
13/06/20	14:29:00	44.63	14.13
13/06/20	14:29:10	44.63	14.13
13/06/20	14:29:20	44.63	14.13
13/06/20	14:29:30	44.63	14.13
13/06/20	14:29:40	44.63	14.13
13/06/20	14:29:50	44.63	14.13
13/06/20	14:30:00	44.63	14.13
13/06/20	14:30:10	44.63	14.13
13/06/20	14:30:20	44.63	14.13
13/06/20	14:30:30	44.613	14.13
13/06/20	14:30:40	44.63	14.13
13/06/20	14:30:50	44.613	14.13
13/06/20	14:31:00	44.613	14.13
13/06/20	14:31:10	44.613	14.13
13/06/20	14:31:20	44.613	14.13
13/06/20	14:31:30	44.613	14.13

13/06/20	14:31:40	44.613	14.13
13/06/20	14:31:50	44.613	14.13
13/06/20	14:32:00	44.613	14.13
13/06/20	14:32:10	44.613	14.13
13/06/20	14:32:20	44.613	14.13
13/06/20	14:32:30	44.613	14.13
13/06/20	14:32:40	44.613	14.13
13/06/20	14:32:50	44.613	14.13
13/06/20	14:33:00	44.613	14.13
13/06/20	14:33:10	44.613	14.13
13/06/20	14:33:20	44.613	14.13
13/06/20	14:33:30	44.613	14.13
13/06/20	14:33:40	44.613	14.13
13/06/20	14:33:50	44.613	14.13
13/06/20	14:34:00	44.613	14.13
13/06/20	14:34:10	44.613	14.13
13/06/20	14:34:20	44.613	14.13
13/06/20	14:34:30	44.613	14.13
13/06/20	14:34:40	44.613	14.13
13/06/20	14:34:50	44.613	14.13
13/06/20	14:35:00	44.596	14.13
13/06/20	14:35:10	44.596	14.13
13/06/20	14:35:20	44.596	14.13
13/06/20	14:35:30	44.613	14.13
13/06/20	14:35:40	44.596	14.13
13/06/20	14:35:50	44.596	14.13
13/06/20	14:36:00	44.596	14.13
13/06/20	14:36:10	44.596	14.13
13/06/20	14:36:20	44.596	14.13
13/06/20	14:36:30	44.596	14.13
13/06/20	14:36:40	44.596	14.13
13/06/20	14:36:50	44.596	14.13
13/06/20	14:37:00	44.596	14.13
13/06/20	14:37:10	44.596	14.13
13/06/20	14:37:20	44.596	14.13
13/06/20	14:37:30	44.596	14.13
13/06/20	14:37:40	44.596	14.13
13/06/20	14:37:50	44.596	14.13
13/06/20	14:38:00	44.596	14.13
13/06/20	14:38:10	44.596	14.13
13/06/20	14:38:20	44.596	14.13
13/06/20	14:38:30	44.596	14.13
13/06/20	14:38:40	44.596	14.13
13/06/20	14:38:50	44.596	14.06
13/06/20	14:39:00	44.596	14.13
13/06/20	14:39:10	44.596	14.13
13/06/20	14:39:20	44.596	14.13
13/06/20	14:39:30	44.596	14.13
13/06/20	14:39:40	44.596	14.13
13/06/20	14:39:50	44.596	14.13
13/06/20	14:40:00	44.596	14.13
13/06/20	14:40:10	44.596	14.13
13/06/20	14:40:20	44.596	14.13
13/06/20	14:40:30	44.596	14.13
13/06/20	14:40:40	44.596	14.13
13/06/20	14:40:50	44.596	14.13

13/06/20	14:41:00	44.596	14.13
13/06/20	14:41:10	44.596	14.13
13/06/20	14:41:20	44.596	14.13
13/06/20	14:41:30	44.579	14.13
13/06/20	14:41:40	44.596	14.13
13/06/20	14:41:50	44.596	14.13
13/06/20	14:42:00	44.596	14.06
13/06/20	14:42:10	44.596	14.13
13/06/20	14:42:20	44.596	14.13
13/06/20	14:42:30	44.579	14.13
13/06/20	14:42:40	44.596	14.13
13/06/20	14:42:50	44.596	14.13
13/06/20	14:43:00	44.596	14.13
13/06/20	14:43:10	44.579	14.13
13/06/20	14:43:20	44.596	14.13
13/06/20	14:43:30	44.596	14.13
13/06/20	14:43:40	44.579	14.13
13/06/20	14:43:50	44.579	14.13
13/06/20	14:44:00	44.579	14.13
13/06/20	14:44:10	44.579	14.13
13/06/20	14:44:20	44.579	14.13
13/06/20	14:44:30	44.579	14.13
13/06/20	14:44:40	44.579	14.13
13/06/20	14:44:50	44.579	14.13
13/06/20	14:45:00	44.579	14.06
13/06/20	14:45:10	44.579	14.06
13/06/20	14:45:20	44.579	14.13
13/06/20	14:45:30	44.579	14.13
13/06/20	14:45:40	44.579	14.13
13/06/20	14:45:50	44.579	14.13
13/06/20	14:46:00	44.579	14.13
13/06/20	14:46:10	44.579	14.13
13/06/20	14:46:20	44.579	14.13
13/06/20	14:46:30	44.579	14.13
13/06/20	14:46:40	44.579	14.13
13/06/20	14:46:50	44.579	14.06
13/06/20	14:47:00	44.579	14.13
13/06/20	14:47:10	44.596	14.06
13/06/20	14:47:20	44.579	14.13
13/06/20	14:47:30	44.579	14.06
13/06/20	14:47:40	44.579	14.06
13/06/20	14:47:50	44.579	14.13
13/06/20	14:48:00	44.579	14.06
13/06/20	14:48:10	44.579	14.13
13/06/20	14:48:20	44.579	14.13
13/06/20	14:48:30	44.579	14.13
13/06/20	14:48:40	44.579	14.06
13/06/20	14:48:50	44.579	14.13
13/06/20	14:49:00	44.579	14.13
13/06/20	14:49:10	44.579	14.13
13/06/20	14:49:20	44.579	14.06
13/06/20	14:49:30	44.579	14.13
13/06/20	14:49:40	44.579	14.13
13/06/20	14:49:50	44.579	14.06
13/06/20	14:50:00	44.579	14.13
13/06/20	14:50:10	44.579	14.13

13/06/20	14:50:20	44.579	14.06
13/06/20	14:50:30	44.579	14.06
13/06/20	14:50:40	44.579	14.13
13/06/20	14:50:50	44.579	14.13
13/06/20	14:51:00	44.579	14.13
13/06/20	14:51:10	44.579	14.06
13/06/20	14:51:20	44.579	14.13
13/06/20	14:51:30	44.579	14.13
13/06/20	14:51:40	44.579	14.06
13/06/20	14:51:50	44.579	14.13
13/06/20	14:52:00	44.579	14.13
13/06/20	14:52:10	44.579	14.13
13/06/20	14:52:20	44.579	14.13
13/06/20	14:52:30	44.579	14.06
13/06/20	14:52:40	44.579	14.13
13/06/20	14:52:50	44.528	14.13
13/06/20	14:53:00	43.831	14.13
13/06/20	14:53:10	43.865	14.06
13/06/20	14:53:20	43.899	14.06
13/06/20	14:53:30	43.933	14.06
13/06/20	14:53:40	43.95	14.13
13/06/20	14:53:50	43.984	14.13
13/06/20	14:54:00	44.001	14.06
13/06/20	14:54:10	44.035	14.06
13/06/20	14:54:20	44.052	14.06
13/06/20	14:54:30	44.069	14.13
13/06/20	14:54:40	44.086	14.13
13/06/20	14:54:50	44.103	14.13
13/06/20	14:55:00	44.12	14.13
13/06/20	14:55:10	44.137	14.13
13/06/20	14:55:20	44.154	14.13
13/06/20	14:55:30	44.171	14.13
13/06/20	14:55:40	44.171	14.13
13/06/20	14:55:50	44.188	14.13
13/06/20	14:56:00	44.205	14.13
13/06/20	14:56:10	44.222	14.13
13/06/20	14:56:20	44.222	14.13
13/06/20	14:56:30	44.239	14.13
13/06/20	14:56:40	44.256	14.13
13/06/20	14:56:50	44.256	14.13
13/06/20	14:57:00	44.273	14.13
13/06/20	14:57:10	44.273	14.13
13/06/20	14:57:20	44.29	14.13
13/06/20	14:57:30	44.307	14.13
13/06/20	14:57:40	44.307	14.13
13/06/20	14:57:50	44.307	14.13
13/06/20	14:58:00	44.324	14.13
13/06/20	14:58:10	44.324	14.13
13/06/20	14:58:20	44.341	14.13
13/06/20	14:58:30	44.341	14.13
13/06/20	14:58:40	44.358	14.13
13/06/20	14:58:50	44.358	14.13
13/06/20	14:59:00	44.358	14.13
13/06/20	14:59:10	44.375	14.13
13/06/20	14:59:20	44.375	14.13
13/06/20	14:59:30	44.375	14.13

13/06/20	14:59:40	44.392	14.13
13/06/20	14:59:50	44.392	14.13
13/06/20	15:00:00	44.392	14.13
13/06/20	15:00:10	44.409	14.13
13/06/20	15:00:20	44.409	14.13
13/06/20	15:00:30	44.409	14.13
13/06/20	15:00:40	44.409	14.13
13/06/20	15:00:50	44.426	14.13
13/06/20	15:01:00	44.426	14.13
13/06/20	15:01:10	44.426	14.13
13/06/20	15:01:20	44.443	14.13
13/06/20	15:01:30	44.443	14.13
13/06/20	15:01:40	44.443	14.13
13/06/20	15:01:50	44.443	14.13
13/06/20	15:02:00	44.443	14.13
13/06/20	15:02:10	44.443	14.13
13/06/20	15:02:20	44.443	14.13
13/06/20	15:02:30	44.46	14.13
13/06/20	15:02:40	44.46	14.13
13/06/20	15:02:50	44.46	14.13
13/06/20	15:03:00	44.46	14.13
13/06/20	15:03:10	44.477	14.13
13/06/20	15:03:20	44.46	14.13
13/06/20	15:03:30	44.477	14.13
13/06/20	15:03:40	44.477	14.13
13/06/20	15:03:50	44.477	14.13
13/06/20	15:04:00	44.477	14.13
13/06/20	15:04:10	44.477	14.13
13/06/20	15:04:20	44.494	14.13
13/06/20	15:04:30	44.494	14.13
13/06/20	15:04:40	44.494	14.13
13/06/20	15:04:50	44.494	14.13
13/06/20	15:05:00	44.494	14.13
13/06/20	15:05:10	44.511	14.13
13/06/20	15:05:20	44.511	14.13
13/06/20	15:05:30	44.511	14.13
13/06/20	15:05:40	44.511	14.13
13/06/20	15:05:50	44.511	14.13
13/06/20	15:06:00	44.511	14.13
13/06/20	15:06:10	44.511	14.13
13/06/20	15:06:20	44.511	14.13
13/06/20	15:06:30	44.511	14.13
13/06/20	15:06:40	44.511	14.13
13/06/20	15:06:50	44.511	14.13
13/06/20	15:07:00	44.511	14.13
13/06/20	15:07:10	44.528	14.13
13/06/20	15:07:20	44.528	14.13
13/06/20	15:07:30	44.528	14.13
13/06/20	15:07:40	44.528	14.13
13/06/20	15:07:50	44.528	14.13
13/06/20	15:08:00	44.528	14.13
13/06/20	15:08:10	44.528	14.13
13/06/20	15:08:20	44.528	14.13
13/06/20	15:08:30	44.528	14.13
13/06/20	15:08:40	44.528	14.13
13/06/20	15:08:50	44.528	14.13

13/06/20	15:09:00	44.545	14.13
13/06/20	15:09:10	44.528	14.13
13/06/20	15:09:20	44.528	14.13
13/06/20	15:09:30	44.545	14.13
13/06/20	15:09:40	44.545	14.13
13/06/20	15:09:50	44.545	14.13
13/06/20	15:10:00	44.545	14.13
13/06/20	15:10:10	44.545	14.13
13/06/20	15:10:20	44.545	14.13
13/06/20	15:10:30	44.545	14.13
13/06/20	15:10:40	44.545	14.13
13/06/20	15:10:50	44.545	14.13
13/06/20	15:11:00	44.545	14.13
13/06/20	15:11:10	44.545	14.13
13/06/20	15:11:20	44.545	14.13
13/06/20	15:11:30	44.545	14.13
13/06/20	15:11:40	44.545	14.13
13/06/20	15:11:50	44.545	14.13
13/06/20	15:12:00	44.545	14.13
13/06/20	15:12:10	44.545	14.13
13/06/20	15:12:20	44.545	14.13
13/06/20	15:12:30	44.545	14.13
13/06/20	15:12:40	44.545	14.13
13/06/20	15:12:50	44.562	14.13
13/06/20	15:13:00	44.545	14.13
13/06/20	15:13:10	44.562	14.13
13/06/20	15:13:20	44.562	14.13
13/06/20	15:13:30	44.562	14.13
13/06/20	15:13:40	44.562	14.13
13/06/20	15:13:50	44.562	14.13
13/06/20	15:14:00	44.562	14.13
13/06/20	15:14:10	44.562	14.13
13/06/20	15:14:20	44.562	14.13
13/06/20	15:14:30	44.562	14.13
13/06/20	15:14:40	44.562	14.13
13/06/20	15:14:50	44.562	14.13
13/06/20	15:15:00	44.562	14.13
13/06/20	15:15:10	44.562	14.13
13/06/20	15:15:20	44.562	14.13
13/06/20	15:15:30	44.562	14.13
13/06/20	15:15:40	44.562	14.13
13/06/20	15:15:50	44.545	14.13
13/06/20	15:16:00	34.012	14.13
13/06/20	15:16:10	34.012	14.19
13/06/20	15:16:20	34.029	14.19
13/06/20	15:16:30	34.029	14.25
13/06/20	15:16:40	34.029	14.31
13/06/20	15:16:50	34.029	14.38
13/06/20	15:17:00	34.012	14.5
13/06/20	15:17:10	34.012	14.63
13/06/20	15:17:20	34.012	14.69
13/06/20	15:17:30	34.029	14.81
13/06/20	15:17:40	34.012	14.94
13/06/20	15:17:50	34.012	15.06
13/06/20	15:18:00	34.029	15.19
13/06/20	15:18:10	34.012	15.31

13/06/20	15:18:20	34.012	15.44
13/06/20	15:18:30	34.029	15.56
13/06/20	15:18:40	34.012	15.69
13/06/20	15:18:50	34.012	15.81
13/06/20	15:19:00	34.012	15.94
13/06/20	15:19:10	34.012	16.06
13/06/20	15:19:20	34.029	16.19
13/06/20	15:19:30	34.029	16.31
13/06/20	15:19:40	34.029	16.38
13/06/20	15:19:50	34.029	16.5
13/06/20	15:20:00	34.029	16.63
13/06/20	15:20:10	34.012	16.69
13/06/20	15:20:20	34.029	16.75
13/06/20	15:20:30	34.029	16.88
13/06/20	15:20:40	34.012	16.94
13/06/20	15:20:50	34.029	17
13/06/20	15:21:00	34.012	17.06
13/06/20	15:21:10	34.029	17.13
13/06/20	15:21:20	34.029	17.19
13/06/20	15:21:30	34.029	17.25
13/06/20	15:21:40	34.029	17.31
13/06/20	15:21:50	34.029	17.38
13/06/20	15:22:00	34.012	17.38
13/06/20	15:22:10	34.029	17.44
13/06/20	15:22:20	34.029	17.5
13/06/20	15:22:30	34.029	17.5
13/06/20	15:22:40	34.029	17.56
13/06/20	15:22:50	34.029	17.56
13/06/20	15:23:00	34.029	17.63
13/06/20	15:23:10	34.029	17.63
13/06/20	15:23:20	34.029	17.69
13/06/20	15:23:30	34.029	17.69
13/06/20	15:23:40	34.029	17.75
13/06/20	15:23:50	34.029	17.75
13/06/20	15:24:00	34.029	17.81
13/06/20	15:24:10	34.012	17.88
13/06/20	15:24:20	34.012	18
13/06/20	15:24:30	34.029	18.13
13/06/20	15:24:40	34.029	18.31
13/06/20	15:24:50	34.012	18.5
13/06/20	15:25:00	34.029	18.63

MemoryAddress: 8538
Unit Of Measure: FT
Calibration Factor #1: 2899
Calibration Factor #2: 3077
Logger ID: #B04610
Job Number: 00001
Well Number: 0BW08
Depth Below Datum : 0020.00
Sampling Interval: 1 sec.
Start Date: 13/07/22 10:32:50

Date	Time	Uncomp.HT.V	Temp.°C
13/07/22	10:32:50	33.522	27.44
13/07/22	10:32:51	33.522	27.44
13/07/22	10:32:52	33.522	27.44
13/07/22	10:32:53	33.522	27.44
13/07/22	10:32:54	33.522	27.44
13/07/22	10:32:55	33.522	27.44
13/07/22	10:32:56	33.522	27.44
13/07/22	10:32:57	33.522	27.5
13/07/22	10:32:58	33.522	27.5
13/07/22	10:32:59	33.522	27.5
13/07/22	10:33:00	33.522	27.5
13/07/22	10:33:01	33.522	27.5
13/07/22	10:33:02	33.522	27.5
13/07/22	10:33:03	33.522	27.5
13/07/22	10:33:04	33.522	27.5
13/07/22	10:33:05	33.522	27.5
13/07/22	10:33:06	33.522	27.5
13/07/22	10:33:07	33.522	27.5
13/07/22	10:33:08	33.506	27.5
13/07/22	10:33:09	33.522	27.5
13/07/22	10:33:10	33.522	27.5
13/07/22	10:33:11	33.522	27.56
13/07/22	10:33:12	33.522	27.56
13/07/22	10:33:13	33.522	27.56
13/07/22	10:33:14	33.522	27.56
13/07/22	10:33:15	33.522	27.56
13/07/22	10:33:16	33.522	27.56
13/07/22	10:33:17	33.522	27.56
13/07/22	10:33:18	33.522	27.56
13/07/22	10:33:19	33.522	27.56
13/07/22	10:33:20	33.522	27.56
13/07/22	10:33:21	33.522	27.56
13/07/22	10:33:22	33.522	27.56
13/07/22	10:33:23	33.522	27.56
13/07/22	10:33:24	33.522	27.63
13/07/22	10:33:25	33.522	27.56
13/07/22	10:33:26	33.522	27.63
13/07/22	10:33:27	33.522	27.63
13/07/22	10:33:28	33.522	27.63
13/07/22	10:33:29	33.522	27.63
13/07/22	10:33:30	33.522	27.63
13/07/22	10:33:31	33.522	27.63
13/07/22	10:33:32	33.522	27.63
13/07/22	10:33:33	33.522	27.63
13/07/22	10:33:34	33.522	27.63
13/07/22	10:33:35	33.522	27.63
13/07/22	10:33:36	33.522	27.63
13/07/22	10:33:37	33.522	27.63
13/07/22	10:33:38	33.522	27.63
13/07/22	10:33:39	33.506	27.69
13/07/22	10:33:40	33.522	27.69
13/07/22	10:33:41	33.506	27.63
13/07/22	10:33:42	33.506	27.69
13/07/22	10:33:43	33.506	27.69
13/07/22	10:33:44	33.506	27.69
13/07/22	10:33:45	33.506	27.69
13/07/22	10:33:46	33.522	27.69
13/07/22	10:33:47	33.506	27.69
13/07/22	10:33:48	33.506	27.69
13/07/22	10:33:49	33.506	27.69
13/07/22	10:33:50	33.506	27.69

13/07/22	10:33:51	33.506	27.69
13/07/22	10:33:52	33.506	27.69
13/07/22	10:33:53	33.506	27.69
13/07/22	10:33:54	33.506	27.69
13/07/22	10:33:55	33.506	27.69
13/07/22	10:33:56	33.506	27.69
13/07/22	10:33:57	33.506	27.69
13/07/22	10:33:58	33.506	27.75
13/07/22	10:33:59	33.506	27.75
13/07/22	10:34:00	33.506	27.75
13/07/22	10:34:01	33.506	27.75
13/07/22	10:34:02	33.506	27.75
13/07/22	10:34:03	33.506	27.75
13/07/22	10:34:04	33.506	27.75
13/07/22	10:34:05	33.506	27.75
13/07/22	10:34:06	33.506	27.75
13/07/22	10:34:07	33.506	27.75
13/07/22	10:34:08	33.506	27.75
13/07/22	10:34:09	33.506	27.75
13/07/22	10:34:10	33.522	27.75
13/07/22	10:34:11	33.522	27.75
13/07/22	10:34:12	33.522	27.75
13/07/22	10:34:13	33.522	27.75
13/07/22	10:34:14	33.522	27.75
13/07/22	10:34:15	34.652	27.75
13/07/22	10:34:16	35.612	27.81
13/07/22	10:34:17	37.247	27.81
13/07/22	10:34:18	38.511	27.81
13/07/22	10:34:19	39.118	27.81
13/07/22	10:34:20	39.253	27.75
13/07/22	10:34:21	40.719	27.75
13/07/22	10:34:22	41.393	27.75
13/07/22	10:34:23	42.843	27.75
13/07/22	10:34:24	43.096	27.75
13/07/22	10:34:25	43.163	27.69
13/07/22	10:34:26	43.163	27.69
13/07/22	10:34:27	43.18	27.63
13/07/22	10:34:28	43.18	27.56
13/07/22	10:34:29	43.18	27.56
13/07/22	10:34:30	43.18	27.5
13/07/22	10:34:31	43.18	27.44
13/07/22	10:34:32	43.18	27.38
13/07/22	10:34:33	43.18	27.31
13/07/22	10:34:34	43.18	27.25
13/07/22	10:34:35	43.18	27.19
13/07/22	10:34:36	43.18	27.13
13/07/22	10:34:37	43.18	27.06
13/07/22	10:34:38	43.18	26.94
13/07/22	10:34:39	43.197	26.88
13/07/22	10:34:40	43.197	26.81
13/07/22	10:34:41	43.197	26.75
13/07/22	10:34:42	43.197	26.69
13/07/22	10:34:43	43.197	26.56
13/07/22	10:34:44	43.197	26.5
13/07/22	10:34:45	43.213	26.38
13/07/22	10:34:46	43.213	26.38
13/07/22	10:34:47	43.197	26.25
13/07/22	10:34:48	43.197	26.19
13/07/22	10:34:49	43.213	26.13
13/07/22	10:34:50	43.213	26
13/07/22	10:34:51	43.213	25.94
13/07/22	10:34:52	43.213	25.88
13/07/22	10:34:53	43.213	25.81
13/07/22	10:34:54	43.213	25.69
13/07/22	10:34:55	43.213	25.63
13/07/22	10:34:56	43.213	25.56
13/07/22	10:34:57	43.213	25.44
13/07/22	10:34:58	43.213	25.38
13/07/22	10:34:59	43.213	25.31
13/07/22	10:35:00	43.213	25.25
13/07/22	10:35:01	43.213	25.13
13/07/22	10:35:02	43.213	25.06

13/07/22	10:35:03	43.213	25
13/07/22	10:35:04	43.213	24.94
13/07/22	10:35:05	43.213	24.88
13/07/22	10:35:06	43.213	24.75
13/07/22	10:35:07	43.213	24.69
13/07/22	10:35:08	43.213	24.63
13/07/22	10:35:09	43.23	24.5
13/07/22	10:35:10	43.213	24.44
13/07/22	10:35:11	43.213	24.38
13/07/22	10:35:12	43.23	24.31
13/07/22	10:35:13	43.23	24.25
13/07/22	10:35:14	43.23	24.19
13/07/22	10:35:15	43.23	24.06
13/07/22	10:35:16	43.23	24.06
13/07/22	10:35:17	43.213	23.94
13/07/22	10:35:18	43.23	23.88
13/07/22	10:35:19	43.23	23.81
13/07/22	10:35:20	43.23	23.75
13/07/22	10:35:21	43.23	23.69
13/07/22	10:35:22	43.23	23.63
13/07/22	10:35:23	43.23	23.56
13/07/22	10:35:24	43.23	23.44
13/07/22	10:35:25	43.23	23.38
13/07/22	10:35:26	43.23	23.31
13/07/22	10:35:27	43.247	23.25
13/07/22	10:35:28	43.23	23.19
13/07/22	10:35:29	43.23	23.13
13/07/22	10:35:30	43.23	23.06
13/07/22	10:35:31	43.23	23
13/07/22	10:35:32	43.23	22.94
13/07/22	10:35:33	43.247	22.88
13/07/22	10:35:34	43.23	22.81
13/07/22	10:35:35	43.23	22.75
13/07/22	10:35:36	43.23	22.69
13/07/22	10:35:37	43.23	22.63
13/07/22	10:35:38	43.23	22.56
13/07/22	10:35:39	43.247	22.5
13/07/22	10:35:40	43.247	22.44
13/07/22	10:35:41	43.23	22.38
13/07/22	10:35:42	43.23	22.31
13/07/22	10:35:43	43.247	22.25
13/07/22	10:35:44	43.23	22.19
13/07/22	10:35:45	43.247	22.13
13/07/22	10:35:46	43.23	22.06
13/07/22	10:35:47	43.23	22
13/07/22	10:35:48	43.23	21.94
13/07/22	10:35:49	43.23	21.88
13/07/22	10:35:50	43.247	21.81
13/07/22	10:35:51	43.247	21.75
13/07/22	10:35:52	43.247	21.69
13/07/22	10:35:53	43.247	21.69
13/07/22	10:35:54	43.247	21.63
13/07/22	10:35:55	43.247	21.56
13/07/22	10:35:56	43.247	21.5
13/07/22	10:35:57	43.247	21.44
13/07/22	10:35:58	43.247	21.38
13/07/22	10:35:59	43.247	21.31
13/07/22	10:36:00	43.247	21.25
13/07/22	10:36:01	43.247	21.19
13/07/22	10:36:02	43.247	21.19
13/07/22	10:36:03	43.247	21.13
13/07/22	10:36:04	43.247	21.06
13/07/22	10:36:05	43.247	21
13/07/22	10:36:06	43.247	20.94
13/07/22	10:36:07	43.247	20.88
13/07/22	10:36:08	43.247	20.88
13/07/22	10:36:09	43.247	20.81
13/07/22	10:36:10	43.247	20.75
13/07/22	10:36:11	43.247	20.69
13/07/22	10:36:12	43.247	20.63
13/07/22	10:36:13	43.247	20.63
13/07/22	10:36:14	43.247	20.56

13/07/22	10:36:15	43.247	20.5
13/07/22	10:36:16	43.247	20.44
13/07/22	10:36:17	43.247	20.38
13/07/22	10:36:18	43.247	20.38
13/07/22	10:36:19	43.247	20.31
13/07/22	10:36:20	43.247	20.25
13/07/22	10:36:21	43.247	20.19
13/07/22	10:36:22	43.247	20.19
13/07/22	10:36:23	43.247	20.13
13/07/22	10:36:24	43.247	20.06
13/07/22	10:36:25	43.247	20
13/07/22	10:36:26	43.247	20
13/07/22	10:36:27	43.247	19.94
13/07/22	10:36:28	43.247	19.88
13/07/22	10:36:29	43.247	19.88
13/07/22	10:36:30	43.247	19.81
13/07/22	10:36:31	43.247	19.75
13/07/22	10:36:32	43.247	19.69
13/07/22	10:36:33	43.247	19.63
13/07/22	10:36:34	43.247	19.63
13/07/22	10:36:35	43.247	19.56
13/07/22	10:36:36	43.247	19.56
13/07/22	10:36:37	43.247	19.5
13/07/22	10:36:38	43.247	19.44
13/07/22	10:36:39	43.247	19.38
13/07/22	10:36:40	43.247	19.38
13/07/22	10:36:41	43.247	19.31
13/07/22	10:36:42	43.247	19.31
13/07/22	10:36:43	43.247	19.25
13/07/22	10:36:44	43.247	19.19
13/07/22	10:36:45	43.264	19.13
13/07/22	10:36:46	43.247	19.13
13/07/22	10:36:47	43.247	19.06
13/07/22	10:36:48	43.247	19.06
13/07/22	10:36:49	43.247	19
13/07/22	10:36:50	43.247	18.94
13/07/22	10:36:51	43.264	18.94
13/07/22	10:36:52	43.247	18.88
13/07/22	10:36:53	43.247	18.88
13/07/22	10:36:54	43.247	18.81
13/07/22	10:36:55	43.247	18.75
13/07/22	10:36:56	43.247	18.75
13/07/22	10:36:57	43.264	18.69
13/07/22	10:36:58	43.247	18.63
13/07/22	10:36:59	43.247	18.63
13/07/22	10:37:00	43.247	18.56
13/07/22	10:37:01	43.247	18.56
13/07/22	10:37:02	43.247	18.5
13/07/22	10:37:03	43.264	18.44
13/07/22	10:37:04	43.247	18.44
13/07/22	10:37:05	43.247	18.38
13/07/22	10:37:06	43.247	18.38
13/07/22	10:37:07	43.247	18.31
13/07/22	10:37:08	43.247	18.31
13/07/22	10:37:09	43.264	18.25
13/07/22	10:37:10	43.247	18.25
13/07/22	10:37:11	43.247	18.19
13/07/22	10:37:12	43.247	18.13
13/07/22	10:37:13	43.247	18.13
13/07/22	10:37:14	43.247	18.06
13/07/22	10:37:15	43.264	18.06
13/07/22	10:37:16	43.247	18
13/07/22	10:37:17	43.247	18
13/07/22	10:37:18	43.247	17.94
13/07/22	10:37:19	43.247	17.94
13/07/22	10:37:20	43.247	17.88
13/07/22	10:37:21	43.264	17.88
13/07/22	10:37:22	43.264	17.81
13/07/22	10:37:23	43.264	17.81
13/07/22	10:37:24	43.264	17.75
13/07/22	10:37:25	43.264	17.75
13/07/22	10:37:26	43.247	17.69

13/07/22	10:37:27	43.264	17.69
13/07/22	10:37:28	43.247	17.63
13/07/22	10:37:29	43.247	17.63
13/07/22	10:37:30	43.247	17.56
13/07/22	10:37:31	43.247	17.56
13/07/22	10:37:32	43.247	17.5
13/07/22	10:37:33	43.264	17.5
13/07/22	10:37:34	43.247	17.44
13/07/22	10:37:35	43.264	17.44
13/07/22	10:37:36	43.247	17.38
13/07/22	10:37:37	43.247	17.38
13/07/22	10:37:38	43.264	17.38
13/07/22	10:37:39	43.264	17.31
13/07/22	10:37:40	43.247	17.31
13/07/22	10:37:41	43.247	17.25
13/07/22	10:37:42	43.264	17.25
13/07/22	10:37:43	43.247	17.19
13/07/22	10:37:44	43.264	17.19
13/07/22	10:37:45	43.264	17.13
13/07/22	10:37:46	43.264	17.13
13/07/22	10:37:47	43.264	17.06
13/07/22	10:37:48	43.264	17.06
13/07/22	10:37:49	43.264	17.06
13/07/22	10:37:50	43.264	17
13/07/22	10:37:51	43.264	17
13/07/22	10:37:52	43.264	16.94
13/07/22	10:37:53	43.264	16.94
13/07/22	10:37:54	43.264	16.94
13/07/22	10:37:55	43.247	16.88
13/07/22	10:37:56	43.264	16.88
13/07/22	10:37:57	43.264	16.81
13/07/22	10:37:58	43.264	16.81
13/07/22	10:37:59	43.264	16.81
13/07/22	10:38:00	43.264	16.75
13/07/22	10:38:01	43.264	16.75
13/07/22	10:38:02	43.247	16.69
13/07/22	10:38:03	43.264	16.69
13/07/22	10:38:04	43.264	16.69
13/07/22	10:38:05	43.247	16.63
13/07/22	10:38:06	43.264	16.63
13/07/22	10:38:07	43.264	16.63
13/07/22	10:38:08	43.264	16.56
13/07/22	10:38:09	43.264	16.56
13/07/22	10:38:10	43.264	16.5
13/07/22	10:38:11	43.247	16.5
13/07/22	10:38:12	43.247	16.5
13/07/22	10:38:13	43.264	16.44
13/07/22	10:38:14	43.264	16.44
13/07/22	10:38:15	43.264	16.38
13/07/22	10:38:16	43.264	16.38
13/07/22	10:38:17	43.264	16.38
13/07/22	10:38:18	43.264	16.31
13/07/22	10:38:19	43.247	16.31
13/07/22	10:38:20	43.264	16.31
13/07/22	10:38:21	43.264	16.25
13/07/22	10:38:22	43.264	16.25
13/07/22	10:38:23	43.247	16.25
13/07/22	10:38:24	43.247	16.19
13/07/22	10:38:25	43.264	16.19
13/07/22	10:38:26	43.264	16.19
13/07/22	10:38:27	43.264	16.13
13/07/22	10:38:28	43.247	16.13
13/07/22	10:38:29	43.247	16.13
13/07/22	10:38:30	43.264	16.06
13/07/22	10:38:31	43.247	16.06
13/07/22	10:38:32	43.264	16.06
13/07/22	10:38:33	43.264	16
13/07/22	10:38:34	43.264	16
13/07/22	10:38:35	43.247	16
13/07/22	10:38:36	43.264	16
13/07/22	10:38:37	43.264	15.94
13/07/22	10:38:38	43.264	15.94

13/07/22	10:38:39	43.264	15.94
13/07/22	10:38:40	43.264	15.88
13/07/22	10:38:41	43.264	15.88
13/07/22	10:38:42	43.264	15.88
13/07/22	10:38:43	43.264	15.88
13/07/22	10:38:44	43.264	15.81
13/07/22	10:38:45	43.264	15.81
13/07/22	10:38:46	43.264	15.81
13/07/22	10:38:47	43.264	15.75
13/07/22	10:38:48	43.264	15.75
13/07/22	10:38:49	43.264	15.75
13/07/22	10:38:50	43.264	15.69
13/07/22	10:38:51	43.264	15.69
13/07/22	10:38:52	43.247	15.69
13/07/22	10:38:53	43.264	15.69
13/07/22	10:38:54	43.264	15.63
13/07/22	10:38:55	43.264	15.63
13/07/22	10:38:56	43.264	15.63
13/07/22	10:38:57	43.264	15.63
13/07/22	10:38:58	43.264	15.56
13/07/22	10:38:59	43.264	15.56
13/07/22	10:39:00	43.264	15.56
13/07/22	10:39:01	43.264	15.56
13/07/22	10:39:02	43.264	15.5
13/07/22	10:39:03	43.264	15.5
13/07/22	10:39:04	43.264	15.5
13/07/22	10:39:05	43.264	15.44
13/07/22	10:39:06	43.247	15.44
13/07/22	10:39:07	43.264	15.44
13/07/22	10:39:08	43.264	15.44
13/07/22	10:39:09	43.264	15.38
13/07/22	10:39:10	43.264	15.38
13/07/22	10:39:11	43.264	15.38
13/07/22	10:39:12	43.264	15.38
13/07/22	10:39:13	43.264	15.31
13/07/22	10:39:14	43.264	15.31
13/07/22	10:39:15	43.264	15.31
13/07/22	10:39:16	43.264	15.31
13/07/22	10:39:17	43.264	15.25
13/07/22	10:39:18	43.264	15.25
13/07/22	10:39:19	43.264	15.25
13/07/22	10:39:20	43.264	15.25
13/07/22	10:39:21	43.264	15.25
13/07/22	10:39:22	43.264	15.19
13/07/22	10:39:23	43.264	15.19
13/07/22	10:39:24	43.264	15.19
13/07/22	10:39:25	43.264	15.19
13/07/22	10:39:26	43.264	15.19
13/07/22	10:39:27	43.264	15.13
13/07/22	10:39:28	43.264	15.13
13/07/22	10:39:29	43.264	15.13
13/07/22	10:39:30	43.264	15.13
13/07/22	10:39:31	43.264	15.06
13/07/22	10:39:32	43.264	15.06
13/07/22	10:39:33	43.264	15.06
13/07/22	10:39:34	43.264	15.06
13/07/22	10:39:35	43.264	15.06
13/07/22	10:39:36	43.264	15
13/07/22	10:39:37	43.264	15
13/07/22	10:39:38	43.264	15
13/07/22	10:39:39	43.264	15
13/07/22	10:39:40	43.264	15
13/07/22	10:39:41	43.264	14.94
13/07/22	10:39:42	43.264	14.94
13/07/22	10:39:43	43.264	14.94
13/07/22	10:39:44	43.264	14.94
13/07/22	10:39:45	43.264	14.94
13/07/22	10:39:46	43.264	14.88
13/07/22	10:39:47	43.264	14.88
13/07/22	10:39:48	43.264	14.88
13/07/22	10:39:49	43.264	14.88
13/07/22	10:39:50	43.264	14.88

13/07/22	10:39:51	43.264	14.81
13/07/22	10:39:52	43.264	14.81
13/07/22	10:39:53	43.264	14.81
13/07/22	10:39:54	43.264	14.81
13/07/22	10:39:55	43.264	14.81
13/07/22	10:39:56	43.264	14.81
13/07/22	10:39:57	43.264	14.75
13/07/22	10:39:58	43.264	14.75
13/07/22	10:39:59	43.264	14.75
13/07/22	10:40:00	43.264	14.75
13/07/22	10:40:01	43.264	14.75
13/07/22	10:40:02	43.264	14.69
13/07/22	10:40:03	43.281	14.69
13/07/22	10:40:04	43.264	14.69
13/07/22	10:40:05	43.264	14.69
13/07/22	10:40:06	43.264	14.69
13/07/22	10:40:07	43.264	14.69
13/07/22	10:40:08	43.264	14.63
13/07/22	10:40:09	43.264	14.63
13/07/22	10:40:10	43.264	14.63
13/07/22	10:40:11	43.264	14.63
13/07/22	10:40:12	43.264	14.63
13/07/22	10:40:13	43.264	14.63
13/07/22	10:40:14	43.264	14.56
13/07/22	10:40:15	43.281	14.56
13/07/22	10:40:16	43.264	14.56
13/07/22	10:40:17	43.264	14.56
13/07/22	10:40:18	43.264	14.56
13/07/22	10:40:19	43.264	14.56
13/07/22	10:40:20	43.264	14.56
13/07/22	10:40:21	43.264	14.56
13/07/22	10:40:22	43.264	14.5
13/07/22	10:40:23	43.264	14.5
13/07/22	10:40:24	43.264	14.5
13/07/22	10:40:25	43.264	14.5
13/07/22	10:40:26	43.264	14.5
13/07/22	10:40:27	43.264	14.5
13/07/22	10:40:28	43.264	14.5
13/07/22	10:40:29	43.264	14.44
13/07/22	10:40:30	43.264	14.44
13/07/22	10:40:31	43.264	14.44
13/07/22	10:40:32	43.264	14.44
13/07/22	10:40:33	43.281	14.44
13/07/22	10:40:34	43.264	14.44
13/07/22	10:40:35	43.264	14.44
13/07/22	10:40:36	43.264	14.38
13/07/22	10:40:37	43.264	14.38
13/07/22	10:40:38	43.264	14.38
13/07/22	10:40:39	43.264	14.38
13/07/22	10:40:40	43.264	14.38
13/07/22	10:40:41	43.264	14.38
13/07/22	10:40:42	43.264	14.38
13/07/22	10:40:43	43.264	14.31
13/07/22	10:40:44	43.264	14.31
13/07/22	10:40:45	43.281	14.31
13/07/22	10:40:46	43.264	14.31
13/07/22	10:40:47	43.264	14.31
13/07/22	10:40:48	43.264	14.31
13/07/22	10:40:49	43.264	14.31
13/07/22	10:40:50	43.264	14.25
13/07/22	10:40:51	43.281	14.25
13/07/22	10:40:52	43.264	14.25
13/07/22	10:40:53	43.264	14.25
13/07/22	10:40:54	43.264	14.25
13/07/22	10:40:55	43.264	14.25
13/07/22	10:40:56	43.264	14.25
13/07/22	10:40:57	43.264	14.25
13/07/22	10:40:58	43.264	14.25
13/07/22	10:40:59	43.264	14.25
13/07/22	10:41:00	43.264	14.19
13/07/22	10:41:01	43.264	14.19
13/07/22	10:41:02	43.264	14.19

13/07/22	10:41:03	43.281	14.19
13/07/22	10:41:04	43.264	14.19
13/07/22	10:41:05	43.264	14.19
13/07/22	10:41:06	43.264	14.19
13/07/22	10:41:07	43.264	14.13
13/07/22	10:41:08	43.264	14.13
13/07/22	10:41:09	43.281	14.13
13/07/22	10:41:10	43.264	14.13
13/07/22	10:41:11	43.264	14.13
13/07/22	10:41:12	43.264	14.13
13/07/22	10:41:13	43.264	14.13
13/07/22	10:41:14	43.264	14.13
13/07/22	10:41:15	43.264	14.13
13/07/22	10:41:16	43.264	14.13
13/07/22	10:41:17	43.264	14.13
13/07/22	10:41:18	43.264	14.06
13/07/22	10:41:19	43.264	14.06
13/07/22	10:41:20	43.264	14.06
13/07/22	10:41:21	43.281	14.06
13/07/22	10:41:22	43.264	14.06
13/07/22	10:41:23	43.264	14.06
13/07/22	10:41:24	43.264	14.06
13/07/22	10:41:25	43.264	14.06
13/07/22	10:41:26	43.264	14.06
13/07/22	10:41:27	43.281	14.06
13/07/22	10:41:28	43.264	14
13/07/22	10:41:29	43.264	14
13/07/22	10:41:30	43.264	14
13/07/22	10:41:31	43.264	14
13/07/22	10:41:32	43.264	14
13/07/22	10:41:33	43.281	14
13/07/22	10:41:34	43.281	14
13/07/22	10:41:35	43.264	14
13/07/22	10:41:36	43.264	14
13/07/22	10:41:37	43.264	14
13/07/22	10:41:38	43.264	13.94
13/07/22	10:41:39	43.281	13.94
13/07/22	10:41:40	43.264	13.94
13/07/22	10:41:41	43.264	13.94
13/07/22	10:41:42	43.281	13.94
13/07/22	10:41:43	43.264	13.94
13/07/22	10:41:44	43.264	13.94
13/07/22	10:41:45	43.281	13.94
13/07/22	10:41:46	43.281	13.94
13/07/22	10:41:47	43.264	13.94
13/07/22	10:41:48	43.264	13.94
13/07/22	10:41:49	43.264	13.88
13/07/22	10:41:50	43.264	13.88
13/07/22	10:41:51	43.264	13.88
13/07/22	10:41:52	43.264	13.88
13/07/22	10:41:53	43.264	13.88
13/07/22	10:41:54	43.264	13.88
13/07/22	10:41:55	43.264	13.88
13/07/22	10:41:56	43.264	13.88
13/07/22	10:41:57	43.281	13.88
13/07/22	10:41:58	43.264	13.88
13/07/22	10:41:59	43.264	13.88
13/07/22	10:42:00	43.264	13.88
13/07/22	10:42:01	43.264	13.88
13/07/22	10:42:02	43.264	13.81
13/07/22	10:42:03	43.281	13.81
13/07/22	10:42:04	43.264	13.81
13/07/22	10:42:05	43.264	13.81
13/07/22	10:42:06	43.264	13.81
13/07/22	10:42:07	43.264	13.81
13/07/22	10:42:08	43.264	13.81
13/07/22	10:42:09	43.281	13.81
13/07/22	10:42:10	43.264	13.81
13/07/22	10:42:11	43.264	13.81
13/07/22	10:42:12	43.264	13.81
13/07/22	10:42:13	43.264	13.81
13/07/22	10:42:14	43.264	13.81

13/07/22	10:42:15	43.281	13.81
13/07/22	10:42:16	43.264	13.75
13/07/22	10:42:17	43.264	13.75
13/07/22	10:42:18	43.264	13.75
13/07/22	10:42:19	43.264	13.75
13/07/22	10:42:20	43.264	13.75
13/07/22	10:42:21	43.281	13.75
13/07/22	10:42:22	43.264	13.75
13/07/22	10:42:23	43.264	13.75
13/07/22	10:42:24	43.264	13.75
13/07/22	10:42:25	43.264	13.75
13/07/22	10:42:26	43.264	13.75
13/07/22	10:42:27	43.281	13.75
13/07/22	10:42:28	43.264	13.75
13/07/22	10:42:29	43.264	13.75
13/07/22	10:42:30	43.264	13.75
13/07/22	10:42:31	43.264	13.69
13/07/22	10:42:32	43.264	13.69
13/07/22	10:42:33	43.281	13.69
13/07/22	10:42:34	43.264	13.69
13/07/22	10:42:35	43.264	13.69
13/07/22	10:42:36	43.264	13.69
13/07/22	10:42:37	43.264	13.69
13/07/22	10:42:38	43.264	13.69
13/07/22	10:42:39	43.281	13.69
13/07/22	10:42:40	43.264	13.69
13/07/22	10:42:41	43.264	13.69
13/07/22	10:42:42	43.264	13.69
13/07/22	10:42:43	43.264	13.69
13/07/22	10:42:44	43.264	13.69
13/07/22	10:42:45	43.264	13.69
13/07/22	10:42:46	43.264	13.69
13/07/22	10:42:47	43.382	13.63
13/07/22	10:42:48	43.433	13.63
13/07/22	10:42:49	43.551	13.63
13/07/22	10:42:50	43.466	13.63
13/07/22	10:42:51	43.517	13.63
13/07/22	10:42:52	43.466	13.63
13/07/22	10:42:53	43.517	13.63
13/07/22	10:42:54	43.466	13.63
13/07/22	10:42:55	43.5	13.63
13/07/22	10:42:56	43.449	13.63
13/07/22	10:42:57	43.5	13.63
13/07/22	10:42:58	43.517	13.63
13/07/22	10:42:59	43.5	13.63
13/07/22	10:43:00	43.5	13.63
13/07/22	10:43:01	43.5	13.63
13/07/22	10:43:02	43.5	13.63
13/07/22	10:43:03	43.517	13.63
13/07/22	10:43:04	43.5	13.63
13/07/22	10:43:05	43.5	13.63
13/07/22	10:43:06	43.5	13.56
13/07/22	10:43:07	43.5	13.56
13/07/22	10:43:08	43.5	13.56
13/07/22	10:43:09	43.517	13.56
13/07/22	10:43:10	43.5	13.56
13/07/22	10:43:11	43.517	13.56
13/07/22	10:43:12	43.5	13.56
13/07/22	10:43:13	43.5	13.56
13/07/22	10:43:14	43.5	13.56
13/07/22	10:43:15	43.517	13.56
13/07/22	10:43:16	43.5	13.56
13/07/22	10:43:17	43.5	13.56
13/07/22	10:43:18	43.567	13.56
13/07/22	10:43:19	43.635	13.56
13/07/22	10:43:20	43.685	13.56
13/07/22	10:43:21	43.685	13.56
13/07/22	10:43:22	43.685	13.56
13/07/22	10:43:23	43.77	13.56
13/07/22	10:43:24	43.753	13.56
13/07/22	10:43:25	43.736	13.56
13/07/22	10:43:26	43.719	13.56

13/07/22	10:43:27	43.736	13.5
13/07/22	10:43:28	43.736	13.5
13/07/22	10:43:29	43.753	13.5
13/07/22	10:43:30	43.753	13.5
13/07/22	10:43:31	43.753	13.5
13/07/22	10:43:32	43.753	13.5
13/07/22	10:43:33	43.753	13.5
13/07/22	10:43:34	43.736	13.5
13/07/22	10:43:35	43.753	13.5
13/07/22	10:43:36	43.736	13.5
13/07/22	10:43:37	43.736	13.5
13/07/22	10:43:38	43.736	13.5
13/07/22	10:43:39	43.753	13.5
13/07/22	10:43:40	43.753	13.5
13/07/22	10:43:41	43.753	13.5
13/07/22	10:43:42	43.736	13.5
13/07/22	10:43:43	43.736	13.5
13/07/22	10:43:44	43.736	13.5
13/07/22	10:43:45	43.753	13.5
13/07/22	10:43:46	43.753	13.5
13/07/22	10:43:47	43.736	13.5
13/07/22	10:43:48	43.736	13.5
13/07/22	10:43:49	43.736	13.5
13/07/22	10:43:50	43.736	13.5
13/07/22	10:43:51	43.753	13.5
13/07/22	10:43:52	43.736	13.44
13/07/22	10:43:53	43.736	13.44
13/07/22	10:43:54	43.736	13.44
13/07/22	10:43:55	43.736	13.44
13/07/22	10:43:56	43.736	13.44
13/07/22	10:43:57	43.753	13.44
13/07/22	10:43:58	43.736	13.44
13/07/22	10:43:59	43.736	13.44
13/07/22	10:44:00	43.736	13.44
13/07/22	10:44:01	43.736	13.44
13/07/22	10:44:02	43.736	13.44
13/07/22	10:44:03	43.736	13.44
13/07/22	10:44:04	43.736	13.44
13/07/22	10:44:05	43.736	13.44
13/07/22	10:44:06	43.736	13.44
13/07/22	10:44:07	43.736	13.44
13/07/22	10:44:08	43.736	13.44
13/07/22	10:44:09	43.736	13.44
13/07/22	10:44:10	43.736	13.44
13/07/22	10:44:11	43.736	13.44
13/07/22	10:44:12	43.736	13.44
13/07/22	10:44:13	43.736	13.44
13/07/22	10:44:14	43.753	13.44
13/07/22	10:44:15	43.736	13.44
13/07/22	10:44:16	43.736	13.44
13/07/22	10:44:17	43.736	13.44
13/07/22	10:44:18	43.736	13.44
13/07/22	10:44:19	43.736	13.44
13/07/22	10:44:20	43.736	13.38
13/07/22	10:44:21	43.736	13.44
13/07/22	10:44:22	43.736	13.38
13/07/22	10:44:23	43.736	13.38
13/07/22	10:44:24	43.736	13.38
13/07/22	10:44:25	43.753	13.38
13/07/22	10:44:26	43.719	13.38
13/07/22	10:44:27	43.719	13.38
13/07/22	10:44:28	43.736	13.38
13/07/22	10:44:29	43.719	13.38
13/07/22	10:44:30	43.736	13.38
13/07/22	10:44:31	43.736	13.38
13/07/22	10:44:32	43.736	13.38
13/07/22	10:44:33	43.736	13.38
13/07/22	10:44:34	43.736	13.38
13/07/22	10:44:35	43.753	13.38
13/07/22	10:44:36	43.736	13.38
13/07/22	10:44:37	43.736	13.38
13/07/22	10:44:38	43.702	13.38

13/07/22	10:44:39	43.736	13.38
13/07/22	10:44:40	43.736	13.38
13/07/22	10:44:41	43.719	13.38
13/07/22	10:44:42	43.736	13.38
13/07/22	10:44:43	43.736	13.38
13/07/22	10:44:44	43.736	13.38
13/07/22	10:44:45	43.736	13.38
13/07/22	10:44:46	43.736	13.38
13/07/22	10:44:47	43.736	13.38
13/07/22	10:44:48	43.719	13.38
13/07/22	10:44:49	43.736	13.38
13/07/22	10:44:50	43.736	13.38
13/07/22	10:44:51	43.736	13.38
13/07/22	10:44:52	43.736	13.38
13/07/22	10:44:53	43.736	13.38
13/07/22	10:44:54	43.736	13.38
13/07/22	10:44:55	43.719	13.38
13/07/22	10:44:56	43.736	13.31
13/07/22	10:44:57	43.736	13.31
13/07/22	10:44:58	43.736	13.31
13/07/22	10:44:59	43.719	13.31
13/07/22	10:45:00	43.719	13.31
13/07/22	10:45:01	43.736	13.31
13/07/22	10:45:02	43.719	13.31
13/07/22	10:45:03	43.736	13.31
13/07/22	10:45:04	43.719	13.31
13/07/22	10:45:05	43.719	13.31
13/07/22	10:45:06	43.736	13.31
13/07/22	10:45:07	43.719	13.31
13/07/22	10:45:08	43.719	13.31
13/07/22	10:45:09	43.736	13.31
13/07/22	10:45:10	43.719	13.31
13/07/22	10:45:11	43.736	13.31
13/07/22	10:45:12	43.719	13.31
13/07/22	10:45:13	43.736	13.31
13/07/22	10:45:14	43.719	13.31
13/07/22	10:45:15	43.736	13.31
13/07/22	10:45:16	43.719	13.31
13/07/22	10:45:17	43.719	13.31
13/07/22	10:45:18	43.719	13.31
13/07/22	10:45:19	43.719	13.31
13/07/22	10:45:20	43.719	13.31
13/07/22	10:45:21	43.736	13.31
13/07/22	10:45:22	43.719	13.31
13/07/22	10:45:23	43.719	13.31
13/07/22	10:45:24	43.719	13.31
13/07/22	10:45:25	43.719	13.31
13/07/22	10:45:26	43.719	13.31
13/07/22	10:45:27	43.719	13.31
13/07/22	10:45:28	43.719	13.31
13/07/22	10:45:29	43.719	13.31
13/07/22	10:45:30	43.719	13.31
13/07/22	10:45:31	43.719	13.31
13/07/22	10:45:32	43.719	13.31
13/07/22	10:45:33	43.736	13.31
13/07/22	10:45:34	43.719	13.31
13/07/22	10:45:35	43.719	13.31
13/07/22	10:45:36	43.719	13.31
13/07/22	10:45:37	43.719	13.25
13/07/22	10:45:38	43.719	13.31
13/07/22	10:45:39	43.736	13.31
13/07/22	10:45:40	43.719	13.31
13/07/22	10:45:41	43.719	13.31
13/07/22	10:45:42	43.719	13.25
13/07/22	10:45:43	43.719	13.25
13/07/22	10:45:44	43.719	13.25
13/07/22	10:45:45	43.736	13.25
13/07/22	10:45:46	43.719	13.25
13/07/22	10:45:47	43.719	13.25
13/07/22	10:45:48	43.719	13.25
13/07/22	10:45:49	43.719	13.25
13/07/22	10:45:50	43.719	13.25

13/07/22	10:45:51	43.719	13.25
13/07/22	10:45:52	43.719	13.25
13/07/22	10:45:53	43.719	13.25
13/07/22	10:45:54	43.719	13.25
13/07/22	10:45:55	43.719	13.25
13/07/22	10:45:56	43.719	13.25
13/07/22	10:45:57	43.719	13.25
13/07/22	10:45:58	43.719	13.25
13/07/22	10:45:59	43.719	13.25
13/07/22	10:46:00	43.719	13.25
13/07/22	10:46:01	43.719	13.25
13/07/22	10:46:02	43.719	13.25
13/07/22	10:46:03	43.736	13.25
13/07/22	10:46:04	43.719	13.25
13/07/22	10:46:05	43.719	13.25
13/07/22	10:46:06	43.719	13.25
13/07/22	10:46:07	43.719	13.25
13/07/22	10:46:08	43.719	13.25
13/07/22	10:46:09	43.719	13.25
13/07/22	10:46:10	43.719	13.25
13/07/22	10:46:11	43.719	13.25
13/07/22	10:46:12	43.719	13.25
13/07/22	10:46:13	43.719	13.25
13/07/22	10:46:14	43.719	13.25
13/07/22	10:46:15	43.719	13.25
13/07/22	10:46:16	43.719	13.25
13/07/22	10:46:17	43.719	13.25
13/07/22	10:46:18	43.719	13.25
13/07/22	10:46:19	43.719	13.25
13/07/22	10:46:20	43.719	13.25
13/07/22	10:46:21	43.719	13.25
13/07/22	10:46:22	43.719	13.25
13/07/22	10:46:23	43.719	13.25
13/07/22	10:46:24	43.719	13.25
13/07/22	10:46:25	43.719	13.25
13/07/22	10:46:26	43.719	13.25
13/07/22	10:46:27	43.719	13.25
13/07/22	10:46:28	43.719	13.25
13/07/22	10:46:29	43.719	13.25
13/07/22	10:46:30	43.719	13.25
13/07/22	10:46:31	43.719	13.25
13/07/22	10:46:32	43.719	13.25
13/07/22	10:46:33	43.719	13.25
13/07/22	10:46:34	43.719	13.25
13/07/22	10:46:35	43.719	13.25
13/07/22	10:46:36	43.719	13.25
13/07/22	10:46:37	43.719	13.25
13/07/22	10:46:38	43.702	13.25
13/07/22	10:46:39	43.719	13.25
13/07/22	10:46:40	43.719	13.25
13/07/22	10:46:41	43.719	13.25
13/07/22	10:46:42	43.719	13.25
13/07/22	10:46:43	43.719	13.19
13/07/22	10:46:44	43.719	13.25
13/07/22	10:46:45	43.719	13.19
13/07/22	10:46:46	43.719	13.19
13/07/22	10:46:47	43.719	13.19
13/07/22	10:46:48	43.719	13.25
13/07/22	10:46:49	43.719	13.19
13/07/22	10:46:50	43.719	13.19
13/07/22	10:46:51	43.719	13.25
13/07/22	10:46:52	43.719	13.19
13/07/22	10:46:53	43.719	13.19
13/07/22	10:46:54	43.719	13.19
13/07/22	10:46:55	43.719	13.19
13/07/22	10:46:56	43.719	13.19
13/07/22	10:46:57	43.719	13.19
13/07/22	10:46:58	43.719	13.19
13/07/22	10:46:59	43.719	13.19
13/07/22	10:47:00	43.719	13.19
13/07/22	10:47:01	43.719	13.19
13/07/22	10:47:02	43.719	13.19

13/07/22	10:47:03	43.719	13.19
13/07/22	10:47:04	43.719	13.19
13/07/22	10:47:05	43.719	13.19
13/07/22	10:47:06	43.719	13.19
13/07/22	10:47:07	43.719	13.19
13/07/22	10:47:08	43.719	13.19
13/07/22	10:47:09	43.719	13.19
13/07/22	10:47:10	43.719	13.19
13/07/22	10:47:11	43.719	13.19
13/07/22	10:47:12	43.719	13.19
13/07/22	10:47:13	43.719	13.19
13/07/22	10:47:14	43.719	13.19
13/07/22	10:47:15	43.719	13.19
13/07/22	10:47:16	43.719	13.19
13/07/22	10:47:17	43.719	13.19
13/07/22	10:47:18	43.719	13.19
13/07/22	10:47:19	43.719	13.19
13/07/22	10:47:20	43.702	13.19
13/07/22	10:47:21	43.719	13.19
13/07/22	10:47:22	43.719	13.19
13/07/22	10:47:23	43.719	13.19
13/07/22	10:47:24	43.719	13.19
13/07/22	10:47:25	43.719	13.19
13/07/22	10:47:26	43.702	13.19
13/07/22	10:47:27	43.719	13.19
13/07/22	10:47:28	43.719	13.19
13/07/22	10:47:29	43.719	13.19
13/07/22	10:47:30	43.719	13.19
13/07/22	10:47:31	43.719	13.19
13/07/22	10:47:32	43.702	13.19
13/07/22	10:47:33	43.719	13.19
13/07/22	10:47:34	43.702	13.19
13/07/22	10:47:35	43.702	13.19
13/07/22	10:47:36	43.702	13.19
13/07/22	10:47:37	43.719	13.19
13/07/22	10:47:38	43.702	13.19
13/07/22	10:47:39	43.719	13.19
13/07/22	10:47:40	43.702	13.19
13/07/22	10:47:41	43.719	13.19
13/07/22	10:47:42	43.719	13.19
13/07/22	10:47:43	43.702	13.19
13/07/22	10:47:44	43.702	13.19
13/07/22	10:47:45	43.719	13.19
13/07/22	10:47:46	43.719	13.19
13/07/22	10:47:47	43.719	13.19
13/07/22	10:47:48	43.719	13.19
13/07/22	10:47:49	43.702	13.19
13/07/22	10:47:50	43.702	13.19
13/07/22	10:47:51	43.719	13.19
13/07/22	10:47:52	43.702	13.19
13/07/22	10:47:53	43.702	13.19
13/07/22	10:47:54	43.702	13.19
13/07/22	10:47:55	43.719	13.19
13/07/22	10:47:56	43.702	13.19
13/07/22	10:47:57	43.702	13.19
13/07/22	10:47:58	43.702	13.19
13/07/22	10:47:59	43.702	13.19
13/07/22	10:48:00	43.702	13.19
13/07/22	10:48:01	43.702	13.19
13/07/22	10:48:02	43.702	13.19
13/07/22	10:48:03	43.719	13.19
13/07/22	10:48:04	43.702	13.19
13/07/22	10:48:05	43.702	13.19
13/07/22	10:48:06	43.702	13.19
13/07/22	10:48:07	43.702	13.19
13/07/22	10:48:08	43.702	13.19
13/07/22	10:48:09	43.719	13.19
13/07/22	10:48:10	43.702	13.19
13/07/22	10:48:11	43.702	13.19
13/07/22	10:48:12	43.702	13.19
13/07/22	10:48:13	43.702	13.19
13/07/22	10:48:14	43.702	13.19

13/07/22	10:48:15	43.719	13.19
13/07/22	10:48:16	43.702	13.19
13/07/22	10:48:17	43.702	13.19
13/07/22	10:48:18	43.702	13.19
13/07/22	10:48:19	43.702	13.19
13/07/22	10:48:20	43.702	13.19
13/07/22	10:48:21	43.719	13.19
13/07/22	10:48:22	43.719	13.13
13/07/22	10:48:23	43.702	13.19
13/07/22	10:48:24	43.702	13.19
13/07/22	10:48:25	43.702	13.19
13/07/22	10:48:26	43.702	13.19
13/07/22	10:48:27	43.702	13.19
13/07/22	10:48:28	43.702	13.19
13/07/22	10:48:29	43.702	13.19
13/07/22	10:48:30	43.702	13.13
13/07/22	10:48:31	43.702	13.13
13/07/22	10:48:32	43.702	13.19
13/07/22	10:48:33	43.702	13.13
13/07/22	10:48:34	43.702	13.19
13/07/22	10:48:35	43.702	13.13
13/07/22	10:48:36	43.702	13.13
13/07/22	10:48:37	43.702	13.13
13/07/22	10:48:38	43.702	13.13
13/07/22	10:48:39	43.719	13.13
13/07/22	10:48:40	43.702	13.13
13/07/22	10:48:41	43.702	13.13
13/07/22	10:48:42	43.702	13.13
13/07/22	10:48:43	43.702	13.13
13/07/22	10:48:44	43.702	13.13
13/07/22	10:48:45	43.702	13.13
13/07/22	10:48:46	43.702	13.13
13/07/22	10:48:47	43.702	13.13
13/07/22	10:48:48	43.702	13.13
13/07/22	10:48:49	43.702	13.13
13/07/22	10:48:50	43.702	13.13
13/07/22	10:48:51	43.702	13.19
13/07/22	10:48:52	43.702	13.13
13/07/22	10:48:53	43.702	13.13
13/07/22	10:48:54	43.702	13.13
13/07/22	10:48:55	43.702	13.13
13/07/22	10:48:56	43.702	13.13
13/07/22	10:48:57	43.702	13.13
13/07/22	10:48:58	43.702	13.13
13/07/22	10:48:59	43.702	13.13
13/07/22	10:49:00	43.702	13.13
13/07/22	10:49:01	43.702	13.13
13/07/22	10:49:02	43.702	13.13
13/07/22	10:49:03	43.702	13.13
13/07/22	10:49:04	43.702	13.13
13/07/22	10:49:05	43.702	13.13
13/07/22	10:49:06	43.702	13.13
13/07/22	10:49:07	43.702	13.13
13/07/22	10:49:08	43.702	13.13
13/07/22	10:49:09	43.702	13.13
13/07/22	10:49:10	43.702	13.13
13/07/22	10:49:11	43.702	13.13
13/07/22	10:49:12	43.702	13.13
13/07/22	10:49:13	43.702	13.13
13/07/22	10:49:14	43.702	13.13
13/07/22	10:49:15	43.702	13.13
13/07/22	10:49:16	43.702	13.13
13/07/22	10:49:17	43.702	13.13
13/07/22	10:49:18	43.702	13.13
13/07/22	10:49:19	43.702	13.13
13/07/22	10:49:20	43.702	13.13
13/07/22	10:49:21	43.702	13.13
13/07/22	10:49:22	43.702	13.13
13/07/22	10:49:23	43.702	13.13
13/07/22	10:49:24	43.702	13.13
13/07/22	10:49:25	43.702	13.13
13/07/22	10:49:26	43.702	13.13

13/07/22	10:49:27	43.702	13.13
13/07/22	10:49:28	43.702	13.13
13/07/22	10:49:29	43.702	13.13
13/07/22	10:49:30	43.702	13.13
13/07/22	10:49:31	43.702	13.13
13/07/22	10:49:32	43.702	13.13
13/07/22	10:49:33	43.702	13.13
13/07/22	10:49:34	43.702	13.13
13/07/22	10:49:35	43.702	13.13
13/07/22	10:49:36	43.702	13.13
13/07/22	10:49:37	43.702	13.13
13/07/22	10:49:38	43.702	13.13
13/07/22	10:49:39	43.702	13.13
13/07/22	10:49:40	43.702	13.13
13/07/22	10:49:41	43.702	13.13
13/07/22	10:49:42	43.702	13.13
13/07/22	10:49:43	43.702	13.13
13/07/22	10:49:44	43.702	13.13
13/07/22	10:49:45	43.702	13.13
13/07/22	10:49:46	43.702	13.13
13/07/22	10:49:47	43.702	13.13
13/07/22	10:49:48	43.702	13.13
13/07/22	10:49:49	43.702	13.13
13/07/22	10:49:50	43.702	13.13
13/07/22	10:49:51	43.702	13.13
13/07/22	10:49:52	43.702	13.13
13/07/22	10:49:53	43.702	13.13
13/07/22	10:49:54	43.702	13.13
13/07/22	10:49:55	43.685	13.13
13/07/22	10:49:56	43.702	13.13
13/07/22	10:49:57	43.702	13.13
13/07/22	10:49:58	43.702	13.13
13/07/22	10:49:59	43.702	13.13
13/07/22	10:50:00	43.702	13.13
13/07/22	10:50:01	43.702	13.13
13/07/22	10:50:02	43.702	13.13
13/07/22	10:50:03	43.702	13.13
13/07/22	10:50:04	43.702	13.13
13/07/22	10:50:05	43.702	13.13
13/07/22	10:50:06	43.702	13.13
13/07/22	10:50:07	43.702	13.13
13/07/22	10:50:08	43.702	13.13
13/07/22	10:50:09	43.702	13.13
13/07/22	10:50:10	43.702	13.13
13/07/22	10:50:11	43.702	13.13
13/07/22	10:50:12	43.702	13.13
13/07/22	10:50:13	43.702	13.13
13/07/22	10:50:14	43.702	13.13
13/07/22	10:50:15	43.702	13.13
13/07/22	10:50:16	43.702	13.13
13/07/22	10:50:17	43.702	13.13
13/07/22	10:50:18	43.702	13.13
13/07/22	10:50:19	43.702	13.13
13/07/22	10:50:20	43.702	13.13
13/07/22	10:50:21	43.702	13.13
13/07/22	10:50:22	43.702	13.13
13/07/22	10:50:23	43.702	13.13
13/07/22	10:50:24	43.702	13.13
13/07/22	10:50:25	43.702	13.13
13/07/22	10:50:26	43.702	13.13
13/07/22	10:50:27	43.702	13.13
13/07/22	10:50:28	43.702	13.13
13/07/22	10:50:29	43.702	13.13
13/07/22	10:50:30	43.702	13.13
13/07/22	10:50:31	43.702	13.13
13/07/22	10:50:32	43.702	13.13
13/07/22	10:50:33	43.702	13.13
13/07/22	10:50:34	43.702	13.13
13/07/22	10:50:35	43.702	13.13
13/07/22	10:50:36	43.685	13.13
13/07/22	10:50:37	43.702	13.13
13/07/22	10:50:38	43.702	13.13

13/07/22	10:50:39	43.702	13.13
13/07/22	10:50:40	43.702	13.13
13/07/22	10:50:41	43.702	13.13
13/07/22	10:50:42	43.702	13.13
13/07/22	10:50:43	43.702	13.13
13/07/22	10:50:44	43.702	13.13
13/07/22	10:50:45	43.702	13.13
13/07/22	10:50:46	43.702	13.13
13/07/22	10:50:47	43.685	13.13
13/07/22	10:50:48	43.702	13.13
13/07/22	10:50:49	43.702	13.13
13/07/22	10:50:50	43.702	13.13
13/07/22	10:50:51	43.702	13.13
13/07/22	10:50:52	43.702	13.13
13/07/22	10:50:53	43.685	13.13
13/07/22	10:50:54	43.702	13.13
13/07/22	10:50:55	43.685	13.13
13/07/22	10:50:56	43.685	13.13
13/07/22	10:50:57	43.702	13.13
13/07/22	10:50:58	43.685	13.13
13/07/22	10:50:59	43.702	13.13
13/07/22	10:51:00	43.702	13.13
13/07/22	10:51:01	43.685	13.13
13/07/22	10:51:02	43.702	13.13
13/07/22	10:51:03	43.702	13.13
13/07/22	10:51:04	43.685	13.13
13/07/22	10:51:05	43.702	13.13
13/07/22	10:51:06	43.702	13.13
13/07/22	10:51:07	43.702	13.13
13/07/22	10:51:08	43.702	13.13
13/07/22	10:51:09	43.702	13.13
13/07/22	10:51:10	43.702	13.13
13/07/22	10:51:11	43.702	13.13
13/07/22	10:51:12	43.702	13.13
13/07/22	10:51:13	43.702	13.13
13/07/22	10:51:14	43.685	13.13
13/07/22	10:51:15	43.702	13.13
13/07/22	10:51:16	43.702	13.13
13/07/22	10:51:17	43.702	13.13
13/07/22	10:51:18	43.685	13.13
13/07/22	10:51:19	43.702	13.13
13/07/22	10:51:20	43.685	13.13
13/07/22	10:51:21	43.702	13.13
13/07/22	10:51:22	43.702	13.13
13/07/22	10:51:23	43.702	13.13
13/07/22	10:51:24	43.685	13.13
13/07/22	10:51:25	43.685	13.13
13/07/22	10:51:26	43.702	13.13
13/07/22	10:51:27	43.702	13.13
13/07/22	10:51:28	43.702	13.13
13/07/22	10:51:29	43.685	13.13
13/07/22	10:51:30	43.685	13.13
13/07/22	10:51:31	43.685	13.13
13/07/22	10:51:32	43.685	13.13
13/07/22	10:51:33	43.702	13.13
13/07/22	10:51:34	43.685	13.13
13/07/22	10:51:35	43.685	13.13
13/07/22	10:51:36	43.685	13.13
13/07/22	10:51:37	43.685	13.13
13/07/22	10:51:38	43.685	13.13
13/07/22	10:51:39	43.702	13.13
13/07/22	10:51:40	43.685	13.13
13/07/22	10:51:41	43.685	13.13
13/07/22	10:51:42	43.685	13.13
13/07/22	10:51:43	43.702	13.13
13/07/22	10:51:44	43.685	13.13
13/07/22	10:51:45	43.702	13.13
13/07/22	10:51:46	43.685	13.13
13/07/22	10:51:47	43.685	13.13
13/07/22	10:51:48	43.685	13.13
13/07/22	10:51:49	43.685	13.13
13/07/22	10:51:50	43.685	13.13

13/07/22	10:51:51	43.702	13.13
13/07/22	10:51:52	43.685	13.13
13/07/22	10:51:53	43.685	13.13
13/07/22	10:51:54	43.685	13.13
13/07/22	10:51:55	43.685	13.06
13/07/22	10:51:56	43.685	13.06
13/07/22	10:51:57	43.702	13.13
13/07/22	10:51:58	43.685	13.13
13/07/22	10:51:59	43.685	13.06
13/07/22	10:52:00	43.685	13.06
13/07/22	10:52:01	43.685	13.06
13/07/22	10:52:02	43.685	13.13
13/07/22	10:52:03	43.702	13.13
13/07/22	10:52:04	43.685	13.13
13/07/22	10:52:05	43.685	13.06
13/07/22	10:52:06	43.685	13.13
13/07/22	10:52:07	43.685	13.06
13/07/22	10:52:08	43.685	13.06
13/07/22	10:52:09	43.685	13.13
13/07/22	10:52:10	43.685	13.06
13/07/22	10:52:11	43.685	13.13
13/07/22	10:52:12	43.685	13.06
13/07/22	10:52:13	43.685	13.06
13/07/22	10:52:14	43.685	13.13
13/07/22	10:52:15	43.702	13.06
13/07/22	10:52:16	43.685	13.13
13/07/22	10:52:17	43.685	13.06
13/07/22	10:52:18	43.685	13.06
13/07/22	10:52:19	43.685	13.06
13/07/22	10:52:20	43.685	13.13
13/07/22	10:52:21	43.685	13.06
13/07/22	10:52:22	43.685	13.13
13/07/22	10:52:23	43.685	13.13
13/07/22	10:52:24	43.685	13.13
13/07/22	10:52:25	43.685	13.06
13/07/22	10:52:26	43.685	13.06
13/07/22	10:52:27	43.702	13.06
13/07/22	10:52:28	43.685	13.13
13/07/22	10:52:29	43.685	13.06
13/07/22	10:52:30	43.685	13.06
13/07/22	10:52:31	43.685	13.06
13/07/22	10:52:32	43.685	13.06
13/07/22	10:52:33	43.685	13.13
13/07/22	10:52:34	43.685	13.06
13/07/22	10:52:35	43.685	13.06
13/07/22	10:52:36	43.685	13.06
13/07/22	10:52:37	43.685	13.06
13/07/22	10:52:38	43.685	13.06
13/07/22	10:52:39	43.685	13.06
13/07/22	10:52:40	43.685	13.06
13/07/22	10:52:41	43.685	13.06
13/07/22	10:52:42	43.685	13.06
13/07/22	10:52:43	43.685	13.06
13/07/22	10:52:44	43.685	13.06
13/07/22	10:52:45	43.685	13.06
13/07/22	10:52:46	43.685	13.06
13/07/22	10:52:47	43.685	13.06
13/07/22	10:52:48	43.685	13.06
13/07/22	10:52:49	43.685	13.06
13/07/22	10:52:50	43.685	13.06
13/07/22	10:52:51	43.685	13.06
13/07/22	10:52:52	43.685	13.06
13/07/22	10:52:53	43.685	13.06
13/07/22	10:52:54	43.685	13.06
13/07/22	10:52:55	43.685	13.06
13/07/22	10:52:56	43.685	13.06
13/07/22	10:52:57	43.685	13.06
13/07/22	10:52:58	43.685	13.06
13/07/22	10:52:59	43.685	13.06
13/07/22	10:53:00	43.685	13.06
13/07/22	10:53:01	43.685	13.06
13/07/22	10:53:02	43.685	13.06

13/07/22	10:53:03	43.685	13.06
13/07/22	10:53:04	43.685	13.06
13/07/22	10:53:05	43.685	13.06
13/07/22	10:53:06	43.685	13.06
13/07/22	10:53:07	43.685	13.06
13/07/22	10:53:08	43.685	13.06
13/07/22	10:53:09	43.685	13.06
13/07/22	10:53:10	43.685	13.06
13/07/22	10:53:11	43.685	13.06
13/07/22	10:53:12	43.685	13.06
13/07/22	10:53:13	43.685	13.06
13/07/22	10:53:14	43.685	13.06
13/07/22	10:53:15	43.685	13.06
13/07/22	10:53:16	43.685	13.06
13/07/22	10:53:17	43.685	13.06
13/07/22	10:53:18	43.685	13.06
13/07/22	10:53:19	43.685	13.06
13/07/22	10:53:20	43.685	13.06
13/07/22	10:53:21	43.685	13.06
13/07/22	10:53:22	43.685	13.06
13/07/22	10:53:23	43.685	13.06
13/07/22	10:53:24	43.685	13.06
13/07/22	10:53:25	43.685	13.06
13/07/22	10:53:26	43.685	13.06
13/07/22	10:53:27	43.685	13.06
13/07/22	10:53:28	43.685	13.06
13/07/22	10:53:29	43.685	13.06
13/07/22	10:53:30	43.685	13.06
13/07/22	10:53:31	43.685	13.06
13/07/22	10:53:32	43.685	13.06
13/07/22	10:53:33	43.685	13.06
13/07/22	10:53:34	43.685	13.06
13/07/22	10:53:35	43.685	13.06
13/07/22	10:53:36	43.685	13.06
13/07/22	10:53:37	43.685	13.06
13/07/22	10:53:38	43.685	13.06
13/07/22	10:53:39	43.685	13.06
13/07/22	10:53:40	43.685	13.06
13/07/22	10:53:41	43.685	13.06
13/07/22	10:53:42	43.685	13.06
13/07/22	10:53:43	43.685	13.06
13/07/22	10:53:44	43.685	13.06
13/07/22	10:53:45	43.685	13.06
13/07/22	10:53:46	43.685	13.06
13/07/22	10:53:47	43.685	13.06
13/07/22	10:53:48	43.685	13.06
13/07/22	10:53:49	43.685	13.06
13/07/22	10:53:50	43.685	13.06
13/07/22	10:53:51	43.685	13.06
13/07/22	10:53:52	43.685	13.06
13/07/22	10:53:53	43.685	13.06
13/07/22	10:53:54	43.685	13.06
13/07/22	10:53:55	43.685	13.06
13/07/22	10:53:56	43.685	13.06
13/07/22	10:53:57	43.685	13.06
13/07/22	10:53:58	43.685	13.06
13/07/22	10:53:59	43.685	13.06
13/07/22	10:54:00	43.685	13.06
13/07/22	10:54:01	43.685	13.06
13/07/22	10:54:02	43.685	13.06
13/07/22	10:54:03	43.685	13.06
13/07/22	10:54:04	43.685	13.06
13/07/22	10:54:05	43.685	13.06
13/07/22	10:54:06	43.685	13.06
13/07/22	10:54:07	43.685	13.06
13/07/22	10:54:08	43.685	13.06
13/07/22	10:54:09	43.685	13.06
13/07/22	10:54:10	43.685	13.06
13/07/22	10:54:11	43.685	13.06
13/07/22	10:54:12	43.685	13.06
13/07/22	10:54:13	43.685	13.06
13/07/22	10:54:14	43.685	13.06

13/07/22	10:54:15	43.685	13.06
13/07/22	10:54:16	43.685	13.06
13/07/22	10:54:17	43.685	13.06
13/07/22	10:54:18	43.685	13.06
13/07/22	10:54:19	43.685	13.06
13/07/22	10:54:20	43.685	13.06
13/07/22	10:54:21	43.685	13.06
13/07/22	10:54:22	43.685	13.06
13/07/22	10:54:23	43.685	13.06
13/07/22	10:54:24	43.685	13.06
13/07/22	10:54:25	43.685	13.06
13/07/22	10:54:26	43.685	13.06
13/07/22	10:54:27	43.685	13.06
13/07/22	10:54:28	43.685	13.06
13/07/22	10:54:29	43.685	13.06
13/07/22	10:54:30	43.685	13.06
13/07/22	10:54:31	43.685	13.06
13/07/22	10:54:32	43.685	13.06
13/07/22	10:54:33	43.685	13.06
13/07/22	10:54:34	43.685	13.06
13/07/22	10:54:35	43.685	13.06
13/07/22	10:54:36	43.685	13.06
13/07/22	10:54:37	43.685	13.06
13/07/22	10:54:38	43.685	13.06
13/07/22	10:54:39	43.685	13.06
13/07/22	10:54:40	43.685	13.06
13/07/22	10:54:41	43.685	13.06
13/07/22	10:54:42	43.685	13.06
13/07/22	10:54:43	43.685	13.06
13/07/22	10:54:44	43.685	13.06
13/07/22	10:54:45	43.685	13.06
13/07/22	10:54:46	43.685	13.06
13/07/22	10:54:47	43.685	13.06
13/07/22	10:54:48	43.685	13.06
13/07/22	10:54:49	43.685	13.06
13/07/22	10:54:50	43.685	13.06
13/07/22	10:54:51	43.685	13.06
13/07/22	10:54:52	43.685	13.06
13/07/22	10:54:53	43.685	13.06
13/07/22	10:54:54	43.685	13.06
13/07/22	10:54:55	43.685	13.06
13/07/22	10:54:56	43.685	13.06
13/07/22	10:54:57	43.685	13.06
13/07/22	10:54:58	43.685	13.06
13/07/22	10:54:59	43.685	13.06
13/07/22	10:55:00	43.685	13.06
13/07/22	10:55:01	43.685	13.06
13/07/22	10:55:02	43.685	13.06
13/07/22	10:55:03	43.685	13.06
13/07/22	10:55:04	43.685	13.06
13/07/22	10:55:05	43.685	13.06
13/07/22	10:55:06	43.685	13.06
13/07/22	10:55:07	43.685	13.06
13/07/22	10:55:08	43.685	13.06
13/07/22	10:55:09	43.685	13.06
13/07/22	10:55:10	43.685	13.06
13/07/22	10:55:11	43.685	13.06
13/07/22	10:55:12	43.685	13.06
13/07/22	10:55:13	43.685	13.06
13/07/22	10:55:14	43.685	13.06
13/07/22	10:55:15	43.685	13.06
13/07/22	10:55:16	43.685	13.06
13/07/22	10:55:17	43.685	13.06
13/07/22	10:55:18	43.685	13.06
13/07/22	10:55:19	43.685	13.06
13/07/22	10:55:20	43.685	13.06
13/07/22	10:55:21	43.685	13.06
13/07/22	10:55:22	43.685	13.06
13/07/22	10:55:23	43.685	13.06
13/07/22	10:55:24	43.685	13.06
13/07/22	10:55:25	43.685	13.06
13/07/22	10:55:26	43.685	13.06

13/07/22	10:55:27	43.685	13.06
13/07/22	10:55:28	43.685	13.06
13/07/22	10:55:29	43.685	13.06
13/07/22	10:55:30	43.685	13.06
13/07/22	10:55:31	43.685	13.06
13/07/22	10:55:32	43.685	13.06
13/07/22	10:55:33	43.685	13.06
13/07/22	10:55:34	43.685	13.06
13/07/22	10:55:35	43.685	13.06
13/07/22	10:55:36	43.685	13.06
13/07/22	10:55:37	43.685	13.06
13/07/22	10:55:38	43.685	13.06
13/07/22	10:55:39	43.685	13.06
13/07/22	10:55:40	43.685	13.06
13/07/22	10:55:41	43.685	13.06
13/07/22	10:55:42	43.685	13.06
13/07/22	10:55:43	43.685	13.06
13/07/22	10:55:44	43.685	13.06
13/07/22	10:55:45	43.685	13.06
13/07/22	10:55:46	43.685	13.06
13/07/22	10:55:47	43.685	13.06
13/07/22	10:55:48	43.685	13.06
13/07/22	10:55:49	43.685	13.06
13/07/22	10:55:50	43.685	13.06
13/07/22	10:55:51	43.685	13.06
13/07/22	10:55:52	43.685	13.06
13/07/22	10:55:53	43.685	13.06
13/07/22	10:55:54	43.685	13.06
13/07/22	10:55:55	43.685	13.06
13/07/22	10:55:56	43.685	13.06
13/07/22	10:55:57	43.685	13.06
13/07/22	10:55:58	43.685	13.06
13/07/22	10:55:59	43.685	13.06
13/07/22	10:56:00	43.685	13.06
13/07/22	10:56:01	43.685	13.06
13/07/22	10:56:02	43.685	13.06
13/07/22	10:56:03	43.685	13.06
13/07/22	10:56:04	43.685	13.06
13/07/22	10:56:05	43.685	13.06
13/07/22	10:56:06	43.685	13.06
13/07/22	10:56:07	43.685	13.06
13/07/22	10:56:08	43.685	13.06
13/07/22	10:56:09	43.685	13.06
13/07/22	10:56:10	43.685	13.06
13/07/22	10:56:11	43.685	13.06
13/07/22	10:56:12	43.685	13.06
13/07/22	10:56:13	43.669	13.06
13/07/22	10:56:14	43.685	13.06
13/07/22	10:56:15	43.685	13.06
13/07/22	10:56:16	43.685	13.06
13/07/22	10:56:17	43.685	13.06
13/07/22	10:56:18	43.685	13.06
13/07/22	10:56:19	43.685	13.06
13/07/22	10:56:20	43.685	13.06
13/07/22	10:56:21	43.685	13.06
13/07/22	10:56:22	43.685	13.06
13/07/22	10:56:23	43.685	13.06
13/07/22	10:56:24	43.685	13.06
13/07/22	10:56:25	43.685	13.06
13/07/22	10:56:26	43.685	13.06
13/07/22	10:56:27	43.685	13.06
13/07/22	10:56:28	43.669	13.06
13/07/22	10:56:29	43.685	13.06
13/07/22	10:56:30	43.685	13.06
13/07/22	10:56:31	43.685	13.06
13/07/22	10:56:32	43.669	13.06
13/07/22	10:56:33	43.685	13.06
13/07/22	10:56:34	43.685	13.06
13/07/22	10:56:35	43.685	13.06
13/07/22	10:56:36	43.669	13.06
13/07/22	10:56:37	43.685	13.06
13/07/22	10:56:38	43.685	13.06

13/07/22	10:56:39	43.685	13.06
13/07/22	10:56:40	43.669	13.06
13/07/22	10:56:41	43.669	13.06
13/07/22	10:56:42	43.669	13.06
13/07/22	10:56:43	43.685	13.06
13/07/22	10:56:44	43.669	13.06
13/07/22	10:56:45	43.685	13.06
13/07/22	10:56:46	43.685	13.06
13/07/22	10:56:47	43.669	13.06
13/07/22	10:56:48	43.685	13.06
13/07/22	10:56:49	43.685	13.06
13/07/22	10:56:50	43.685	13.06
13/07/22	10:56:51	43.685	13.06
13/07/22	10:56:52	43.685	13.06
13/07/22	10:56:53	43.669	13.06
13/07/22	10:56:54	43.669	13.06
13/07/22	10:56:55	43.669	13.06
13/07/22	10:56:56	43.669	13.06
13/07/22	10:56:57	43.685	13.06
13/07/22	10:56:58	43.685	13.06
13/07/22	10:56:59	43.669	13.06
13/07/22	10:57:00	43.669	13.06
13/07/22	10:57:01	43.669	13.06
13/07/22	10:57:02	43.685	13.06
13/07/22	10:57:03	43.685	13.06
13/07/22	10:57:04	43.685	13.06
13/07/22	10:57:05	43.669	13.06
13/07/22	10:57:06	43.669	13.06
13/07/22	10:57:07	43.669	13.06
13/07/22	10:57:08	43.685	13.06
13/07/22	10:57:09	43.685	13.06
13/07/22	10:57:10	43.685	13.06
13/07/22	10:57:11	43.669	13.06
13/07/22	10:57:12	43.685	13.06
13/07/22	10:57:13	43.669	13.06
13/07/22	10:57:14	43.669	13.06
13/07/22	10:57:15	43.685	13.06
13/07/22	10:57:16	43.669	13.06
13/07/22	10:57:17	43.669	13.06
13/07/22	10:57:18	43.669	13.06
13/07/22	10:57:19	43.669	13.06
13/07/22	10:57:20	43.669	13.06
13/07/22	10:57:21	43.685	13.06
13/07/22	10:57:22	43.669	13.06
13/07/22	10:57:23	43.669	13.06
13/07/22	10:57:24	43.669	13.06
13/07/22	10:57:25	43.669	13.06
13/07/22	10:57:26	43.669	13.06
13/07/22	10:57:27	43.685	13.06
13/07/22	10:57:28	43.669	13.06
13/07/22	10:57:29	43.669	13.06
13/07/22	10:57:30	43.669	13.06
13/07/22	10:57:31	43.669	13.06
13/07/22	10:57:32	43.685	13.06
13/07/22	10:57:33	43.685	13.06
13/07/22	10:57:34	43.669	13.06
13/07/22	10:57:35	43.669	13.06
13/07/22	10:57:36	43.669	13.06
13/07/22	10:57:37	43.669	13.06
13/07/22	10:57:38	43.669	13.06
13/07/22	10:57:39	43.669	13.06
13/07/22	10:57:40	43.669	13.06
13/07/22	10:57:41	43.669	13.06
13/07/22	10:57:42	43.669	13.06
13/07/22	10:57:43	43.669	13.06
13/07/22	10:57:44	43.669	13.06
13/07/22	10:57:45	43.669	13.06
13/07/22	10:57:46	43.669	13.06
13/07/22	10:57:47	43.669	13.06
13/07/22	10:57:48	43.669	13.06
13/07/22	10:57:49	43.669	13.06
13/07/22	10:57:50	43.669	13.06

13/07/22	10:57:51	43.669	13.06
13/07/22	10:57:52	43.669	13.06
13/07/22	10:57:53	43.669	13.06
13/07/22	10:57:54	43.669	13.06
13/07/22	10:57:55	43.669	13.06
13/07/22	10:57:56	43.652	13.06
13/07/22	10:57:57	43.669	13.06
13/07/22	10:57:58	43.669	13.06
13/07/22	10:57:59	43.669	13.06
13/07/22	10:58:00	43.669	13.06
13/07/22	10:58:01	43.669	13.06
13/07/22	10:58:02	43.669	13.06
13/07/22	10:58:03	43.669	13.06
13/07/22	10:58:04	43.669	13.06
13/07/22	10:58:05	43.669	13.06
13/07/22	10:58:06	43.669	13.06
13/07/22	10:58:07	43.669	13.06
13/07/22	10:58:08	43.669	13.06
13/07/22	10:58:09	43.669	13.06
13/07/22	10:58:10	43.669	13.06
13/07/22	10:58:11	43.669	13.06
13/07/22	10:58:12	43.669	13.06
13/07/22	10:58:13	43.669	13.06
13/07/22	10:58:14	43.669	13.06
13/07/22	10:58:15	43.669	13.06
13/07/22	10:58:16	43.669	13.06
13/07/22	10:58:17	43.669	13.06
13/07/22	10:58:18	43.669	13.06
13/07/22	10:58:19	43.669	13.06
13/07/22	10:58:20	43.669	13.06
13/07/22	10:58:21	43.669	13.06
13/07/22	10:58:22	43.669	13.06
13/07/22	10:58:23	43.669	13.06
13/07/22	10:58:24	43.669	13.06
13/07/22	10:58:25	43.669	13.06
13/07/22	10:58:26	43.669	13.06
13/07/22	10:58:27	43.669	13.06
13/07/22	10:58:28	43.669	13.06
13/07/22	10:58:29	43.669	13.06
13/07/22	10:58:30	43.669	13.06
13/07/22	10:58:31	43.669	13.06
13/07/22	10:58:32	43.669	13.06
13/07/22	10:58:33	43.669	13.06
13/07/22	10:58:34	43.669	13.06
13/07/22	10:58:35	43.669	13.06
13/07/22	10:58:36	43.669	13.06
13/07/22	10:58:37	43.669	13.06
13/07/22	10:58:38	43.669	13.06
13/07/22	10:58:39	43.669	13.06
13/07/22	10:58:40	43.669	13.06
13/07/22	10:58:41	43.669	13.06
13/07/22	10:58:42	43.669	13.06
13/07/22	10:58:43	43.669	13.06
13/07/22	10:58:44	43.669	13.06
13/07/22	10:58:45	43.669	13.06
13/07/22	10:58:46	43.669	13.06
13/07/22	10:58:47	43.669	13.06
13/07/22	10:58:48	43.669	13.06
13/07/22	10:58:49	43.669	13.06
13/07/22	10:58:50	43.669	13.06
13/07/22	10:58:51	43.669	13.06
13/07/22	10:58:52	43.669	13.06
13/07/22	10:58:53	43.669	13.06
13/07/22	10:58:54	43.669	13.06
13/07/22	10:58:55	43.669	13.06
13/07/22	10:58:56	43.669	13.06
13/07/22	10:58:57	43.669	13.06
13/07/22	10:58:58	43.652	13.06
13/07/22	10:58:59	43.669	13.06
13/07/22	10:59:00	43.669	13.06
13/07/22	10:59:01	43.669	13.06
13/07/22	10:59:02	43.652	13.06

13/07/22	10:59:03	43.669	13.06
13/07/22	10:59:04	43.669	13.06
13/07/22	10:59:05	43.669	13.06
13/07/22	10:59:06	43.669	13.06
13/07/22	10:59:07	43.652	13.06
13/07/22	10:59:08	43.669	13.06
13/07/22	10:59:09	43.669	13.06
13/07/22	10:59:10	43.652	13.06
13/07/22	10:59:11	43.669	13.06
13/07/22	10:59:12	43.669	13.06
13/07/22	10:59:13	43.669	13.06
13/07/22	10:59:14	43.669	13.06
13/07/22	10:59:15	43.652	13.06
13/07/22	10:59:16	43.652	13.06
13/07/22	10:59:17	43.669	13.06
13/07/22	10:59:18	43.652	13.06
13/07/22	10:59:19	43.652	13.06
13/07/22	10:59:20	43.652	13.06
13/07/22	10:59:21	43.669	13.06
13/07/22	10:59:22	43.669	13.06
13/07/22	10:59:23	43.669	13.06
13/07/22	10:59:24	43.652	13.06
13/07/22	10:59:25	43.652	13.06
13/07/22	10:59:26	43.652	13.06
13/07/22	10:59:27	43.669	13.06
13/07/22	10:59:28	43.652	13.06
13/07/22	10:59:29	43.652	13.06
13/07/22	10:59:30	43.652	13.06
13/07/22	10:59:31	43.652	13.06
13/07/22	10:59:32	43.669	13.06
13/07/22	10:59:33	43.669	13.06
13/07/22	10:59:34	43.669	13.06
13/07/22	10:59:35	43.669	13.06
13/07/22	10:59:36	43.669	13.06
13/07/22	10:59:37	43.652	13.06
13/07/22	10:59:38	43.669	13.06
13/07/22	10:59:39	43.669	13.06
13/07/22	10:59:40	43.652	13.06
13/07/22	10:59:41	43.652	13.06
13/07/22	10:59:42	43.652	13.06
13/07/22	10:59:43	43.652	13.06
13/07/22	10:59:44	43.652	13.06
13/07/22	10:59:45	43.669	13.06
13/07/22	10:59:46	43.652	13.06
13/07/22	10:59:47	43.669	13.06
13/07/22	10:59:48	43.652	13.06
13/07/22	10:59:49	43.652	13.06
13/07/22	10:59:50	43.669	13.06
13/07/22	10:59:51	43.669	13.06
13/07/22	10:59:52	43.669	13.06
13/07/22	10:59:53	43.652	13.06
13/07/22	10:59:54	43.652	13.06
13/07/22	10:59:55	43.652	13.06
13/07/22	10:59:56	43.652	13.06
13/07/22	10:59:57	43.669	13.06
13/07/22	10:59:58	43.669	13.06
13/07/22	10:59:59	43.652	13.06
13/07/22	11:00:00	43.652	13.06
13/07/22	11:00:01	43.652	13.06
13/07/22	11:00:02	43.652	13.06
13/07/22	11:00:03	43.669	13.06
13/07/22	11:00:04	43.652	13.06
13/07/22	11:00:05	43.652	13.06
13/07/22	11:00:06	43.652	13.06
13/07/22	11:00:07	43.652	13.06
13/07/22	11:00:08	43.652	13.06
13/07/22	11:00:09	43.652	13.06
13/07/22	11:00:10	43.652	13.06
13/07/22	11:00:11	43.652	13.06
13/07/22	11:00:12	43.652	13.06
13/07/22	11:00:13	43.652	13.06
13/07/22	11:00:14	43.652	13.06

13/07/22	11:00:15	43.652	13.06
13/07/22	11:00:16	43.652	13.06
13/07/22	11:00:17	43.652	13.06
13/07/22	11:00:18	43.652	13.06
13/07/22	11:00:19	43.652	13.06
13/07/22	11:00:20	43.652	13.06
13/07/22	11:00:21	43.669	13.06
13/07/22	11:00:22	43.652	13.06
13/07/22	11:00:23	43.652	13.06
13/07/22	11:00:24	43.652	13.06
13/07/22	11:00:25	43.652	13.06
13/07/22	11:00:26	43.652	13.06
13/07/22	11:00:27	43.669	13.06
13/07/22	11:00:28	43.652	13.06
13/07/22	11:00:29	43.652	13.06
13/07/22	11:00:30	43.652	13.06
13/07/22	11:00:31	43.652	13.06
13/07/22	11:00:32	43.652	13.06
13/07/22	11:00:33	43.669	13.06
13/07/22	11:00:34	43.652	13.06
13/07/22	11:00:35	43.652	13.06
13/07/22	11:00:36	43.652	13.06
13/07/22	11:00:37	43.652	13.06
13/07/22	11:00:38	43.652	13.06
13/07/22	11:00:39	43.652	13.06
13/07/22	11:00:40	43.652	13.06
13/07/22	11:00:41	43.652	13.06
13/07/22	11:00:42	43.652	13.06
13/07/22	11:00:43	43.652	13.06
13/07/22	11:00:44	43.652	13.06
13/07/22	11:00:45	43.669	13.06
13/07/22	11:00:46	43.652	13.06
13/07/22	11:00:47	43.652	13.06
13/07/22	11:00:48	43.652	13.06
13/07/22	11:00:49	43.652	13.06
13/07/22	11:00:50	43.652	13.06
13/07/22	11:00:51	43.652	13.06
13/07/22	11:00:52	43.652	13.06
13/07/22	11:00:53	43.652	13.06
13/07/22	11:00:54	43.652	13.06
13/07/22	11:00:55	43.652	13.06
13/07/22	11:00:56	43.652	13.06
13/07/22	11:00:57	43.652	13.06
13/07/22	11:00:58	43.652	13.06
13/07/22	11:00:59	43.652	13.06
13/07/22	11:01:00	43.652	13.06
13/07/22	11:01:01	43.652	13.06
13/07/22	11:01:02	43.652	13.06
13/07/22	11:01:03	43.652	13.06
13/07/22	11:01:04	43.652	13.06
13/07/22	11:01:05	43.652	13.06
13/07/22	11:01:06	43.652	13.06
13/07/22	11:01:07	43.652	13.06
13/07/22	11:01:08	43.652	13.06
13/07/22	11:01:09	43.652	13.06
13/07/22	11:01:10	43.652	13.06
13/07/22	11:01:11	43.652	13.06
13/07/22	11:01:12	43.652	13.06
13/07/22	11:01:13	43.652	13.06
13/07/22	11:01:14	43.652	13.06
13/07/22	11:01:15	43.652	13.06
13/07/22	11:01:16	43.652	13.06
13/07/22	11:01:17	43.652	13.06
13/07/22	11:01:18	43.652	13.06
13/07/22	11:01:19	43.652	13.06
13/07/22	11:01:20	43.652	13.06
13/07/22	11:01:21	43.652	13.06
13/07/22	11:01:22	43.652	13.06
13/07/22	11:01:23	43.652	13.06
13/07/22	11:01:24	43.652	13.06
13/07/22	11:01:25	43.652	13.06
13/07/22	11:01:26	43.652	13.06

13/07/22	11:01:27	43.652	13.06
13/07/22	11:01:28	43.652	13.06
13/07/22	11:01:29	43.652	13.06
13/07/22	11:01:30	43.652	13.06
13/07/22	11:01:31	43.652	13.06
13/07/22	11:01:32	43.652	13.06
13/07/22	11:01:33	43.652	13.06
13/07/22	11:01:34	43.652	13.06
13/07/22	11:01:35	43.652	13.06
13/07/22	11:01:36	43.652	13.06
13/07/22	11:01:37	43.652	13.06
13/07/22	11:01:38	43.652	13.06
13/07/22	11:01:39	43.652	13.06
13/07/22	11:01:40	43.652	13.06
13/07/22	11:01:41	43.652	13.06
13/07/22	11:01:42	43.652	13.06
13/07/22	11:01:43	43.652	13.06
13/07/22	11:01:44	43.652	13.06
13/07/22	11:01:45	43.652	13.06
13/07/22	11:01:46	43.652	13.06
13/07/22	11:01:47	43.652	13.06
13/07/22	11:01:48	43.652	13.06
13/07/22	11:01:49	43.652	13.06
13/07/22	11:01:50	43.652	13.06
13/07/22	11:01:51	43.652	13.06
13/07/22	11:01:52	43.652	13.06
13/07/22	11:01:53	43.652	13.06
13/07/22	11:01:54	43.652	13.06
13/07/22	11:01:55	43.652	13.06
13/07/22	11:01:56	43.652	13.06
13/07/22	11:01:57	43.652	13.06
13/07/22	11:01:58	43.652	13.06
13/07/22	11:01:59	43.652	13.06
13/07/22	11:02:00	43.652	13.06
13/07/22	11:02:01	43.652	13.06
13/07/22	11:02:02	43.652	13.06
13/07/22	11:02:03	43.652	13.06
13/07/22	11:02:04	43.652	13.06
13/07/22	11:02:05	43.652	13.06
13/07/22	11:02:06	43.652	13.06
13/07/22	11:02:07	43.652	13.06
13/07/22	11:02:08	43.652	13.06
13/07/22	11:02:09	43.652	13.06
13/07/22	11:02:10	43.652	13.06
13/07/22	11:02:11	43.652	13.06
13/07/22	11:02:12	43.652	13.06
13/07/22	11:02:13	43.652	13.06
13/07/22	11:02:14	43.652	13.06
13/07/22	11:02:15	43.652	13.06
13/07/22	11:02:16	43.652	13.06
13/07/22	11:02:17	43.652	13.06
13/07/22	11:02:18	43.652	13.06
13/07/22	11:02:19	43.652	13.06
13/07/22	11:02:20	43.652	13.06
13/07/22	11:02:21	43.652	13.06
13/07/22	11:02:22	43.652	13.06
13/07/22	11:02:23	43.652	13.06
13/07/22	11:02:24	43.652	13.06
13/07/22	11:02:25	43.652	13.06
13/07/22	11:02:26	43.652	13.06
13/07/22	11:02:27	43.652	13.06
13/07/22	11:02:28	43.652	13.06
13/07/22	11:02:29	43.652	13.06
13/07/22	11:02:30	43.652	13.06
13/07/22	11:02:31	43.652	13.06
13/07/22	11:02:32	43.652	13.06
13/07/22	11:02:33	43.652	13.06
13/07/22	11:02:34	43.652	13.06
13/07/22	11:02:35	43.652	13.06
13/07/22	11:02:36	43.652	13.06
13/07/22	11:02:37	43.652	13.06
13/07/22	11:02:38	43.652	13.06

13/07/22	11:02:39	43.652	13.06
13/07/22	11:02:40	43.652	13.06
13/07/22	11:02:41	43.652	13.06
13/07/22	11:02:42	43.652	13.06
13/07/22	11:02:43	43.652	13.06
13/07/22	11:02:44	43.652	13.06
13/07/22	11:02:45	43.652	13.06
13/07/22	11:02:46	43.652	13.06
13/07/22	11:02:47	43.652	13.06
13/07/22	11:02:48	43.652	13.06
13/07/22	11:02:49	43.652	13.06
13/07/22	11:02:50	43.652	13.06
13/07/22	11:02:51	43.652	13.06
13/07/22	11:02:52	43.652	13.06
13/07/22	11:02:53	43.652	13.06
13/07/22	11:02:54	43.635	13.06
13/07/22	11:02:55	43.652	13.06
13/07/22	11:02:56	43.652	13.06
13/07/22	11:02:57	43.652	13.06
13/07/22	11:02:58	43.652	13.06
13/07/22	11:02:59	43.652	13.06
13/07/22	11:03:00	43.652	13.06
13/07/22	11:03:01	43.652	13.06
13/07/22	11:03:02	43.652	13.06
13/07/22	11:03:03	43.652	13.06
13/07/22	11:03:04	43.652	13.06
13/07/22	11:03:05	43.652	13.06
13/07/22	11:03:06	43.652	13.06
13/07/22	11:03:07	43.652	13.06
13/07/22	11:03:08	43.652	13.06
13/07/22	11:03:09	43.652	13.06
13/07/22	11:03:10	43.652	13.06
13/07/22	11:03:11	43.652	13.06
13/07/22	11:03:12	43.652	13.06
13/07/22	11:03:13	43.652	13.06
13/07/22	11:03:14	43.652	13.06
13/07/22	11:03:15	43.652	13.06
13/07/22	11:03:16	43.652	13.06
13/07/22	11:03:17	43.652	13.06
13/07/22	11:03:18	43.652	13.06
13/07/22	11:03:19	43.652	13.06
13/07/22	11:03:20	43.652	13.06
13/07/22	11:03:21	43.652	13.06
13/07/22	11:03:22	43.652	13.06
13/07/22	11:03:23	43.652	13.06
13/07/22	11:03:24	43.652	13.06
13/07/22	11:03:25	43.652	13.06
13/07/22	11:03:26	43.652	13.06
13/07/22	11:03:27	43.652	13.06
13/07/22	11:03:28	43.652	13.06
13/07/22	11:03:29	43.652	13.06
13/07/22	11:03:30	43.652	13.06
13/07/22	11:03:31	43.652	13.06
13/07/22	11:03:32	43.652	13.06
13/07/22	11:03:33	43.652	13.06
13/07/22	11:03:34	43.652	13.06
13/07/22	11:03:35	43.652	13.06
13/07/22	11:03:36	43.652	13.06
13/07/22	11:03:37	43.652	13.06
13/07/22	11:03:38	43.652	13.06
13/07/22	11:03:39	43.652	13.06
13/07/22	11:03:40	43.652	13.06
13/07/22	11:03:41	43.652	13.06
13/07/22	11:03:42	43.652	13.06
13/07/22	11:03:43	43.652	13.06
13/07/22	11:03:44	43.652	13.06
13/07/22	11:03:45	43.652	13.06
13/07/22	11:03:46	43.652	13.06
13/07/22	11:03:47	43.652	13.06
13/07/22	11:03:48	43.652	13.06
13/07/22	11:03:49	43.652	13.06
13/07/22	11:03:50	43.652	13.06

13/07/22	11:03:51	43.652	13.06
13/07/22	11:03:52	43.652	13.06
13/07/22	11:03:53	43.652	13.06
13/07/22	11:03:54	43.652	13.06
13/07/22	11:03:55	43.652	13.06
13/07/22	11:03:56	43.652	13.06
13/07/22	11:03:57	43.652	13.06
13/07/22	11:03:58	43.652	13.06
13/07/22	11:03:59	43.652	13.06
13/07/22	11:04:00	43.652	13.06
13/07/22	11:04:01	43.652	13.06
13/07/22	11:04:02	43.652	13.06
13/07/22	11:04:03	43.652	13.06
13/07/22	11:04:04	43.652	13.06
13/07/22	11:04:05	43.652	13.06
13/07/22	11:04:06	43.652	13.06
13/07/22	11:04:07	43.652	13.06
13/07/22	11:04:08	43.652	13.06
13/07/22	11:04:09	43.652	13.06
13/07/22	11:04:10	43.652	13.06
13/07/22	11:04:11	43.635	13.06
13/07/22	11:04:12	43.652	13.06
13/07/22	11:04:13	43.652	13.06
13/07/22	11:04:14	43.652	13.06
13/07/22	11:04:15	43.652	13.06
13/07/22	11:04:16	43.652	13.06
13/07/22	11:04:17	43.652	13.06
13/07/22	11:04:18	43.652	13.06
13/07/22	11:04:19	43.652	13.06
13/07/22	11:04:20	43.635	13.06
13/07/22	11:04:21	43.652	13.06
13/07/22	11:04:22	43.652	13.06
13/07/22	11:04:23	43.652	13.06
13/07/22	11:04:24	43.652	13.06
13/07/22	11:04:25	43.652	13.06
13/07/22	11:04:26	43.652	13.06
13/07/22	11:04:27	43.652	13.06
13/07/22	11:04:28	43.652	13.06
13/07/22	11:04:29	43.652	13.06
13/07/22	11:04:30	43.652	13.06
13/07/22	11:04:31	43.652	13.06
13/07/22	11:04:32	43.652	13.06
13/07/22	11:04:33	43.652	13.06
13/07/22	11:04:34	43.652	13.06
13/07/22	11:04:35	43.652	13.06
13/07/22	11:04:36	43.652	13.06
13/07/22	11:04:37	43.652	13.06
13/07/22	11:04:38	43.652	13.06
13/07/22	11:04:39	43.652	13.06
13/07/22	11:04:40	43.652	13.06
13/07/22	11:04:41	43.652	13.06
13/07/22	11:04:42	43.652	13.06
13/07/22	11:04:43	43.652	13.06
13/07/22	11:04:44	43.652	13.06
13/07/22	11:04:45	43.652	13.06
13/07/22	11:04:46	43.652	13.06
13/07/22	11:04:47	43.652	13.06
13/07/22	11:04:48	43.652	13.06
13/07/22	11:04:49	43.635	13.06
13/07/22	11:04:50	43.652	13.06
13/07/22	11:04:51	43.652	13.06
13/07/22	11:04:52	43.652	13.06
13/07/22	11:04:53	43.635	13.06
13/07/22	11:04:54	43.635	13.06
13/07/22	11:04:55	43.635	13.06
13/07/22	11:04:56	43.652	13.06
13/07/22	11:04:57	43.652	13.06
13/07/22	11:04:58	43.652	13.06
13/07/22	11:04:59	43.652	13.06
13/07/22	11:05:00	43.652	13.06
13/07/22	11:05:01	43.652	13.06
13/07/22	11:05:02	43.635	13.06

13/07/22	11:05:03	43.652	13.06
13/07/22	11:05:04	43.652	13.06
13/07/22	11:05:05	43.652	13.06
13/07/22	11:05:06	43.635	13.06
13/07/22	11:05:07	43.652	13.06
13/07/22	11:05:08	43.652	13.06
13/07/22	11:05:09	43.652	13.06
13/07/22	11:05:10	43.652	13.06
13/07/22	11:05:11	43.652	13.06
13/07/22	11:05:12	43.652	13.06
13/07/22	11:05:13	43.652	13.06
13/07/22	11:05:14	43.652	13.06
13/07/22	11:05:15	43.652	13.06
13/07/22	11:05:16	43.652	13.06
13/07/22	11:05:17	43.652	13.06
13/07/22	11:05:18	43.652	13.06
13/07/22	11:05:19	43.652	13.06
13/07/22	11:05:20	43.652	13.06
13/07/22	11:05:21	43.652	13.06
13/07/22	11:05:22	43.635	13.06
13/07/22	11:05:23	43.652	13.06
13/07/22	11:05:24	43.635	13.06
13/07/22	11:05:25	43.652	13.06
13/07/22	11:05:26	43.635	13.06
13/07/22	11:05:27	43.652	13.06
13/07/22	11:05:28	43.635	13.06
13/07/22	11:05:29	43.652	13.06
13/07/22	11:05:30	43.635	13.06
13/07/22	11:05:31	43.635	13.06
13/07/22	11:05:32	43.635	13.06
13/07/22	11:05:33	43.652	13.06
13/07/22	11:05:34	43.652	13.06
13/07/22	11:05:35	43.635	13.06
13/07/22	11:05:36	43.652	13.06
13/07/22	11:05:37	43.635	13.06
13/07/22	11:05:38	43.635	13.06
13/07/22	11:05:39	43.652	13.06
13/07/22	11:05:40	43.635	13.06
13/07/22	11:05:41	43.635	13.06
13/07/22	11:05:42	43.635	13.06
13/07/22	11:05:43	43.652	13.06
13/07/22	11:05:44	43.635	13.06
13/07/22	11:05:45	43.652	13.06
13/07/22	11:05:46	43.652	13.06
13/07/22	11:05:47	43.635	13.06
13/07/22	11:05:48	43.635	13.06
13/07/22	11:05:49	43.635	13.06
13/07/22	11:05:50	43.635	13.06
13/07/22	11:05:51	43.652	13.06
13/07/22	11:05:52	43.635	13.06
13/07/22	11:05:53	43.635	13.06
13/07/22	11:05:54	43.635	13.06
13/07/22	11:05:55	43.652	13.06
13/07/22	11:05:56	43.635	13.06
13/07/22	11:05:57	43.652	13.06
13/07/22	11:05:58	43.652	13.06
13/07/22	11:05:59	43.635	13.06
13/07/22	11:06:00	43.652	13.06
13/07/22	11:06:01	43.635	13.06
13/07/22	11:06:02	43.635	13.06
13/07/22	11:06:03	43.652	13.06
13/07/22	11:06:04	43.635	13.06
13/07/22	11:06:05	43.635	13.06
13/07/22	11:06:06	43.635	13.06
13/07/22	11:06:07	43.635	13.06
13/07/22	11:06:08	43.652	13.06
13/07/22	11:06:09	43.652	13.06
13/07/22	11:06:10	43.635	13.06
13/07/22	11:06:11	43.635	13.06
13/07/22	11:06:12	43.635	13.06
13/07/22	11:06:13	43.635	13.06
13/07/22	11:06:14	43.635	13.06

13/07/22	11:06:15	43.635	13.06
13/07/22	11:06:16	43.635	13.06
13/07/22	11:06:17	43.635	13.06
13/07/22	11:06:18	43.635	13.06
13/07/22	11:06:19	43.635	13.06
13/07/22	11:06:20	43.635	13.06
13/07/22	11:06:21	43.652	13.06
13/07/22	11:06:22	43.635	13.06
13/07/22	11:06:23	43.635	13.06
13/07/22	11:06:24	43.635	13.06
13/07/22	11:06:25	43.635	13.06
13/07/22	11:06:26	43.635	13.06
13/07/22	11:06:27	43.635	13.06
13/07/22	11:06:28	43.635	13.06
13/07/22	11:06:29	43.635	13.06
13/07/22	11:06:30	43.635	13.06
13/07/22	11:06:31	43.635	13.06
13/07/22	11:06:32	43.635	13.06
13/07/22	11:06:33	43.652	13.06
13/07/22	11:06:34	43.635	13.06
13/07/22	11:06:35	43.635	13.06
13/07/22	11:06:36	43.635	13.06
13/07/22	11:06:37	43.635	13.06
13/07/22	11:06:38	43.635	13.06
13/07/22	11:06:39	43.652	13.06
13/07/22	11:06:40	43.635	13.06
13/07/22	11:06:41	43.635	13.06
13/07/22	11:06:42	43.635	13.06
13/07/22	11:06:43	43.635	13.06
13/07/22	11:06:44	43.635	13.06
13/07/22	11:06:45	43.652	13.06
13/07/22	11:06:46	43.635	13.06
13/07/22	11:06:47	43.635	13.06
13/07/22	11:06:48	43.635	13.06
13/07/22	11:06:49	43.635	13.06
13/07/22	11:06:50	43.635	13.06
13/07/22	11:06:51	43.635	13.06
13/07/22	11:06:52	43.635	13.06
13/07/22	11:06:53	43.635	13.06
13/07/22	11:06:54	43.635	13.06
13/07/22	11:06:55	43.635	13.06
13/07/22	11:06:56	43.635	13.06
13/07/22	11:06:57	43.635	13.06
13/07/22	11:06:58	43.635	13.06
13/07/22	11:06:59	43.635	13.06
13/07/22	11:07:00	43.635	13.06
13/07/22	11:07:01	43.635	13.06
13/07/22	11:07:02	43.635	13.06
13/07/22	11:07:03	43.635	13.06
13/07/22	11:07:04	43.635	13.06
13/07/22	11:07:05	43.635	13.06
13/07/22	11:07:06	43.635	13.06
13/07/22	11:07:07	43.635	13.06
13/07/22	11:07:08	43.635	13.06
13/07/22	11:07:09	43.635	13.06
13/07/22	11:07:10	43.635	13.06
13/07/22	11:07:11	43.635	13.06
13/07/22	11:07:12	43.635	13.06
13/07/22	11:07:13	43.635	13.06
13/07/22	11:07:14	43.635	13.06
13/07/22	11:07:15	43.635	13.06
13/07/22	11:07:16	43.635	13.06
13/07/22	11:07:17	43.635	13.06
13/07/22	11:07:18	43.635	13.06
13/07/22	11:07:19	43.635	13.06
13/07/22	11:07:20	43.635	13.06
13/07/22	11:07:21	43.635	13.06
13/07/22	11:07:22	43.635	13.06
13/07/22	11:07:23	43.635	13.06
13/07/22	11:07:24	43.635	13.06
13/07/22	11:07:25	43.635	13.06
13/07/22	11:07:26	43.635	13.06

13/07/22	11:07:27	43.635	13.06
13/07/22	11:07:28	43.635	13.06
13/07/22	11:07:29	43.635	13.06
13/07/22	11:07:30	43.635	13.06
13/07/22	11:07:31	43.635	13.06
13/07/22	11:07:32	43.635	13.06
13/07/22	11:07:33	43.635	13.06
13/07/22	11:07:34	43.635	13.06
13/07/22	11:07:35	43.635	13.06
13/07/22	11:07:36	43.635	13.06
13/07/22	11:07:37	43.635	13.06
13/07/22	11:07:38	43.635	13.06
13/07/22	11:07:39	43.635	13.06
13/07/22	11:07:40	43.635	13.06
13/07/22	11:07:41	43.635	13.06
13/07/22	11:07:42	43.635	13.06
13/07/22	11:07:43	43.635	13.06
13/07/22	11:07:44	43.635	13.06
13/07/22	11:07:45	43.635	13.06
13/07/22	11:07:46	43.635	13.06
13/07/22	11:07:47	43.635	13.06
13/07/22	11:07:48	43.635	13.06
13/07/22	11:07:49	43.635	13.06
13/07/22	11:07:50	43.635	13.06
13/07/22	11:07:51	43.635	13.06
13/07/22	11:07:52	43.635	13.06
13/07/22	11:07:53	43.635	13.06
13/07/22	11:07:54	43.635	13.06
13/07/22	11:07:55	43.635	13.06
13/07/22	11:07:56	43.635	13.06
13/07/22	11:07:57	43.635	13.06
13/07/22	11:07:58	43.635	13.06
13/07/22	11:07:59	43.635	13.06
13/07/22	11:08:00	43.635	13.06
13/07/22	11:08:01	43.635	13.06
13/07/22	11:08:02	43.635	13.06
13/07/22	11:08:03	43.635	13.06
13/07/22	11:08:04	43.635	13.06
13/07/22	11:08:05	43.635	13.06
13/07/22	11:08:06	43.635	13.06
13/07/22	11:08:07	43.635	13.06
13/07/22	11:08:08	43.635	13.06
13/07/22	11:08:09	43.635	13.06
13/07/22	11:08:10	43.635	13.06
13/07/22	11:08:11	43.635	13.06
13/07/22	11:08:12	43.635	13.06
13/07/22	11:08:13	43.635	13.06
13/07/22	11:08:14	43.635	13.06
13/07/22	11:08:15	43.635	13.06
13/07/22	11:08:16	43.635	13.06
13/07/22	11:08:17	43.635	13.06
13/07/22	11:08:18	43.635	13.06
13/07/22	11:08:19	43.635	13.06
13/07/22	11:08:20	43.635	13.06
13/07/22	11:08:21	43.635	13.06
13/07/22	11:08:22	43.635	13.06
13/07/22	11:08:23	43.635	13.06
13/07/22	11:08:24	43.635	13.06
13/07/22	11:08:25	43.635	13.06
13/07/22	11:08:26	43.635	13.06
13/07/22	11:08:27	43.635	13.06
13/07/22	11:08:28	43.635	13.06
13/07/22	11:08:29	43.635	13.06
13/07/22	11:08:30	43.635	13.06
13/07/22	11:08:31	43.635	13.06
13/07/22	11:08:32	43.635	13.06
13/07/22	11:08:33	43.635	13.06
13/07/22	11:08:34	43.635	13.06
13/07/22	11:08:35	43.635	13.06
13/07/22	11:08:36	43.635	13.06
13/07/22	11:08:37	43.635	13.06
13/07/22	11:08:38	43.635	13.06

13/07/22	11:08:39	43.635	13.06
13/07/22	11:08:40	43.635	13.06
13/07/22	11:08:41	43.635	13.06
13/07/22	11:08:42	43.618	13.06
13/07/22	11:08:43	43.635	13.06
13/07/22	11:08:44	43.635	13.06
13/07/22	11:08:45	43.635	13.06
13/07/22	11:08:46	43.635	13.06
13/07/22	11:08:47	43.635	13.06
13/07/22	11:08:48	43.635	13.06
13/07/22	11:08:49	43.635	13.06
13/07/22	11:08:50	43.635	13.06
13/07/22	11:08:51	43.635	13.06
13/07/22	11:08:52	43.635	13.06
13/07/22	11:08:53	43.635	13.06
13/07/22	11:08:54	43.618	13.06
13/07/22	11:08:55	43.635	13.06
13/07/22	11:08:56	43.635	13.06
13/07/22	11:08:57	43.635	13.06
13/07/22	11:08:58	43.635	13.06
13/07/22	11:08:59	43.635	13.06
13/07/22	11:09:00	43.635	13.06
13/07/22	11:09:01	43.635	13.06
13/07/22	11:09:02	43.635	13.06
13/07/22	11:09:03	43.635	13.06
13/07/22	11:09:04	43.635	13.06
13/07/22	11:09:05	43.635	13.06
13/07/22	11:09:06	43.635	13.06
13/07/22	11:09:07	43.618	13.06
13/07/22	11:09:08	43.635	13.06
13/07/22	11:09:09	43.635	13.06
13/07/22	11:09:10	43.635	13.06
13/07/22	11:09:11	43.635	13.06
13/07/22	11:09:12	43.618	13.06
13/07/22	11:09:13	43.618	13.06
13/07/22	11:09:14	43.635	13.06
13/07/22	11:09:15	43.635	13.06
13/07/22	11:09:16	43.635	13.06
13/07/22	11:09:17	43.635	13.06
13/07/22	11:09:18	43.635	13.06
13/07/22	11:09:19	43.635	13.06
13/07/22	11:09:20	43.618	13.06
13/07/22	11:09:21	43.635	13.06
13/07/22	11:09:22	43.618	13.06
13/07/22	11:09:23	43.635	13.06
13/07/22	11:09:24	43.635	13.06
13/07/22	11:09:25	43.618	13.06
13/07/22	11:09:26	43.618	13.06
13/07/22	11:09:27	43.635	13.06
13/07/22	11:09:28	43.618	13.06
13/07/22	11:09:29	43.635	13.06
13/07/22	11:09:30	43.635	13.06
13/07/22	11:09:31	43.635	13.06
13/07/22	11:09:32	43.635	13.06
13/07/22	11:09:33	43.635	13.06
13/07/22	11:09:34	43.635	13.06
13/07/22	11:09:35	43.618	13.06
13/07/22	11:09:36	43.618	13.06
13/07/22	11:09:37	43.618	13.06
13/07/22	11:09:38	43.635	13.06
13/07/22	11:09:39	43.635	13.06
13/07/22	11:09:40	43.618	13.06
13/07/22	11:09:41	43.618	13.06
13/07/22	11:09:42	43.635	13.06
13/07/22	11:09:43	43.618	13.06
13/07/22	11:09:44	43.635	13.06
13/07/22	11:09:45	43.635	13.06
13/07/22	11:09:46	43.635	13.06
13/07/22	11:09:47	43.618	13.06
13/07/22	11:09:48	43.618	13.06
13/07/22	11:09:49	43.635	13.06
13/07/22	11:09:50	43.618	13.06

13/07/22	11:09:51	43.635	13.06
13/07/22	11:09:52	43.635	13.06
13/07/22	11:09:53	43.618	13.06
13/07/22	11:09:54	43.635	13.06
13/07/22	11:09:55	43.618	13.06
13/07/22	11:09:56	43.635	13.06
13/07/22	11:09:57	43.635	13.06
13/07/22	11:09:58	43.618	13.06
13/07/22	11:09:59	43.618	13.06
13/07/22	11:10:00	43.618	13.06
13/07/22	11:10:01	43.618	13.06
13/07/22	11:10:02	43.635	13.06
13/07/22	11:10:03	43.635	13.06
13/07/22	11:10:04	43.618	13.06
13/07/22	11:10:05	43.618	13.06
13/07/22	11:10:06	43.618	13.06
13/07/22	11:10:07	43.618	13.06
13/07/22	11:10:08	43.618	13.06
13/07/22	11:10:09	43.618	13.06
13/07/22	11:10:10	43.618	13.06
13/07/22	11:10:11	43.618	13.06
13/07/22	11:10:12	43.635	13.06
13/07/22	11:10:13	43.618	13.06
13/07/22	11:10:14	43.635	13.06
13/07/22	11:10:15	43.635	13.06
13/07/22	11:10:16	43.618	13.06
13/07/22	11:10:17	43.618	13.06
13/07/22	11:10:18	43.618	13.06
13/07/22	11:10:19	43.618	13.06
13/07/22	11:10:20	43.618	13.06
13/07/22	11:10:21	43.635	13.06
13/07/22	11:10:22	43.618	13.06
13/07/22	11:10:23	43.618	13.06
13/07/22	11:10:24	43.618	13.06
13/07/22	11:10:25	43.618	13.06
13/07/22	11:10:26	43.618	13.06
13/07/22	11:10:27	43.635	13.06
13/07/22	11:10:28	43.618	13.06
13/07/22	11:10:29	43.618	13.06
13/07/22	11:10:30	43.618	13.06
13/07/22	11:10:31	43.618	13.06
13/07/22	11:10:32	43.618	13.06
13/07/22	11:10:33	43.635	13.06
13/07/22	11:10:34	43.618	13.06
13/07/22	11:10:35	43.618	13.06
13/07/22	11:10:36	43.618	13.06
13/07/22	11:10:37	43.618	13.06
13/07/22	11:10:38	43.618	13.06
13/07/22	11:10:39	43.635	13.06
13/07/22	11:10:40	43.618	13.06
13/07/22	11:10:41	43.618	13.06
13/07/22	11:10:42	43.618	13.06
13/07/22	11:10:43	43.618	13.06
13/07/22	11:10:44	43.618	13.06
13/07/22	11:10:45	43.635	13.06
13/07/22	11:10:46	43.618	13.06
13/07/22	11:10:47	43.618	13.06
13/07/22	11:10:48	43.635	13.06
13/07/22	11:10:49	43.618	13.06
13/07/22	11:10:50	43.618	13.06
13/07/22	11:10:51	43.618	13.06
13/07/22	11:10:52	43.618	13.06
13/07/22	11:10:53	43.618	13.06
13/07/22	11:10:54	43.618	13.06
13/07/22	11:10:55	43.618	13.06
13/07/22	11:10:56	43.618	13.06
13/07/22	11:10:57	43.635	13.06
13/07/22	11:10:58	43.618	13.06
13/07/22	11:10:59	43.618	13.06
13/07/22	11:11:00	43.618	13.06
13/07/22	11:11:01	43.618	13.06
13/07/22	11:11:02	43.618	13.06

13/07/22	11:11:03	43.635	13.06
13/07/22	11:11:04	43.618	13.06
13/07/22	11:11:05	43.618	13.06
13/07/22	11:11:06	43.618	13.06
13/07/22	11:11:07	43.618	13.06
13/07/22	11:11:08	43.618	13.06
13/07/22	11:11:09	43.618	13.06
13/07/22	11:11:10	43.618	13.06
13/07/22	11:11:11	43.618	13.06
13/07/22	11:11:12	43.618	13.06
13/07/22	11:11:13	43.618	13.06
13/07/22	11:11:14	43.618	13.06
13/07/22	11:11:15	43.618	13.06
13/07/22	11:11:16	43.618	13.06
13/07/22	11:11:17	43.618	13.06
13/07/22	11:11:18	43.618	13.06
13/07/22	11:11:19	43.618	13.06
13/07/22	11:11:20	43.618	13.06
13/07/22	11:11:21	43.618	13.06
13/07/22	11:11:22	43.618	13.06
13/07/22	11:11:23	43.618	13.06
13/07/22	11:11:24	43.618	13.06
13/07/22	11:11:25	43.618	13.06
13/07/22	11:11:26	43.618	13.06
13/07/22	11:11:27	43.618	13.06
13/07/22	11:11:28	43.618	13.06
13/07/22	11:11:29	43.618	13.06
13/07/22	11:11:30	43.618	13.06
13/07/22	11:11:31	43.618	13.06
13/07/22	11:11:32	43.618	13.06
13/07/22	11:11:33	43.618	13.06
13/07/22	11:11:34	43.618	13.06
13/07/22	11:11:35	43.618	13.06
13/07/22	11:11:36	43.618	13.06
13/07/22	11:11:37	43.618	13.06
13/07/22	11:11:38	43.618	13.06
13/07/22	11:11:39	43.618	13.06
13/07/22	11:11:40	43.618	13.06
13/07/22	11:11:41	43.618	13.06
13/07/22	11:11:42	43.618	13.06
13/07/22	11:11:43	43.618	13.06
13/07/22	11:11:44	43.618	13.06
13/07/22	11:11:45	43.618	13.06
13/07/22	11:11:46	43.618	13.06
13/07/22	11:11:47	43.618	13.06
13/07/22	11:11:48	43.618	13.06
13/07/22	11:11:49	43.618	13.06
13/07/22	11:11:50	43.618	13.06
13/07/22	11:11:51	43.618	13.06
13/07/22	11:11:52	43.618	13.06
13/07/22	11:11:53	43.618	13.06
13/07/22	11:11:54	43.618	13.06
13/07/22	11:11:55	43.618	13.06
13/07/22	11:11:56	43.618	13.06
13/07/22	11:11:57	43.618	13.06
13/07/22	11:11:58	43.618	13.06
13/07/22	11:11:59	43.618	13.06
13/07/22	11:12:00	43.618	13.06
13/07/22	11:12:01	43.618	13.06
13/07/22	11:12:02	43.618	13.06
13/07/22	11:12:03	43.618	13.06
13/07/22	11:12:04	43.618	13.06
13/07/22	11:12:05	43.618	13.06
13/07/22	11:12:06	43.618	13.06
13/07/22	11:12:07	43.618	13.06
13/07/22	11:12:08	43.618	13.06
13/07/22	11:12:09	43.618	13.06
13/07/22	11:12:10	43.618	13.06
13/07/22	11:12:11	43.618	13.06
13/07/22	11:12:12	43.618	13.06
13/07/22	11:12:13	43.618	13.06
13/07/22	11:12:14	43.618	13.06

13/07/22	11:12:15	43.618	13.06
13/07/22	11:12:16	43.618	13.06
13/07/22	11:12:17	43.618	13.06
13/07/22	11:12:18	43.618	13.06
13/07/22	11:12:19	43.618	13.06
13/07/22	11:12:20	43.618	13.06
13/07/22	11:12:21	43.618	13.06
13/07/22	11:12:22	43.618	13.06
13/07/22	11:12:23	43.618	13.06
13/07/22	11:12:24	43.618	13.06
13/07/22	11:12:25	43.618	13.06
13/07/22	11:12:26	43.618	13.06
13/07/22	11:12:27	43.618	13.06
13/07/22	11:12:28	43.618	13.06
13/07/22	11:12:29	43.618	13.06
13/07/22	11:12:30	43.618	13.06
13/07/22	11:12:31	43.618	13.06
13/07/22	11:12:32	43.618	13.06
13/07/22	11:12:33	43.618	13.06
13/07/22	11:12:34	43.618	13.06
13/07/22	11:12:35	43.618	13.06
13/07/22	11:12:36	43.618	13.06
13/07/22	11:12:37	43.618	13.06
13/07/22	11:12:38	43.618	13.06
13/07/22	11:12:39	43.618	13.06
13/07/22	11:12:40	43.618	13.06
13/07/22	11:12:41	43.618	13.06
13/07/22	11:12:42	43.618	13.06
13/07/22	11:12:43	43.618	13.06
13/07/22	11:12:44	43.618	13.06
13/07/22	11:12:45	43.618	13.06
13/07/22	11:12:46	43.618	13.06
13/07/22	11:12:47	43.618	13.06
13/07/22	11:12:48	43.618	13.06
13/07/22	11:12:49	43.618	13.06
13/07/22	11:12:50	43.618	13.06
13/07/22	11:12:51	43.618	13.06
13/07/22	11:12:52	43.618	13.06
13/07/22	11:12:53	43.618	13.06
13/07/22	11:12:54	43.618	13.06
13/07/22	11:12:55	43.618	13.06
13/07/22	11:12:56	43.618	13.06
13/07/22	11:12:57	43.618	13.06
13/07/22	11:12:58	43.618	13.06
13/07/22	11:12:59	43.618	13.06
13/07/22	11:13:00	43.618	13.06
13/07/22	11:13:01	43.618	13.06
13/07/22	11:13:02	43.618	13.06
13/07/22	11:13:03	43.618	13.06
13/07/22	11:13:04	43.618	13.06
13/07/22	11:13:05	43.618	13.06
13/07/22	11:13:06	43.618	13.06
13/07/22	11:13:07	43.618	13.06
13/07/22	11:13:08	43.618	13.06
13/07/22	11:13:09	43.618	13.06
13/07/22	11:13:10	43.618	13.06
13/07/22	11:13:11	43.618	13.06
13/07/22	11:13:12	43.618	13.06
13/07/22	11:13:13	43.618	13.06
13/07/22	11:13:14	43.618	13.06
13/07/22	11:13:15	43.618	13.06
13/07/22	11:13:16	43.618	13.06
13/07/22	11:13:17	43.618	13.06
13/07/22	11:13:18	43.618	13.06
13/07/22	11:13:19	43.618	13.06
13/07/22	11:13:20	43.618	13.06
13/07/22	11:13:21	43.618	13.06
13/07/22	11:13:22	43.618	13.06
13/07/22	11:13:23	43.618	13.06
13/07/22	11:13:24	43.618	13.06
13/07/22	11:13:25	43.618	13.06
13/07/22	11:13:26	43.618	13.06

13/07/22	11:13:27	43.618	13.06
13/07/22	11:13:28	43.618	13.06
13/07/22	11:13:29	43.618	13.06
13/07/22	11:13:30	43.618	13.06
13/07/22	11:13:31	43.618	13.06
13/07/22	11:13:32	43.618	13.06
13/07/22	11:13:33	43.618	13.06
13/07/22	11:13:34	43.618	13.06
13/07/22	11:13:35	43.618	13.06
13/07/22	11:13:36	43.618	13.06
13/07/22	11:13:37	43.618	13.06
13/07/22	11:13:38	43.618	13.06
13/07/22	11:13:39	43.618	13.06
13/07/22	11:13:40	43.618	13.06
13/07/22	11:13:41	43.618	13.06
13/07/22	11:13:42	43.618	13.06
13/07/22	11:13:43	43.618	13.06
13/07/22	11:13:44	43.618	13.06
13/07/22	11:13:45	43.618	13.06
13/07/22	11:13:46	43.618	13.06
13/07/22	11:13:47	43.618	13.06
13/07/22	11:13:48	43.618	13.06
13/07/22	11:13:49	43.618	13.06
13/07/22	11:13:50	43.618	13.06
13/07/22	11:13:51	43.618	13.06
13/07/22	11:13:52	43.618	13.06
13/07/22	11:13:53	43.618	13.06
13/07/22	11:13:54	43.618	13.06
13/07/22	11:13:55	43.618	13.06
13/07/22	11:13:56	43.618	13.06
13/07/22	11:13:57	43.618	13.06
13/07/22	11:13:58	43.618	13.06
13/07/22	11:13:59	43.618	13.06
13/07/22	11:14:00	43.618	13.06
13/07/22	11:14:01	43.618	13.06
13/07/22	11:14:02	43.618	13.06
13/07/22	11:14:03	43.618	13.06
13/07/22	11:14:04	43.618	13.06
13/07/22	11:14:05	43.618	13.06
13/07/22	11:14:06	43.618	13.06
13/07/22	11:14:07	43.618	13.06
13/07/22	11:14:08	43.618	13.06
13/07/22	11:14:09	43.618	13.06
13/07/22	11:14:10	43.618	13.06
13/07/22	11:14:11	43.618	13.06
13/07/22	11:14:12	43.618	13.06
13/07/22	11:14:13	43.618	13.06
13/07/22	11:14:14	43.618	13.06
13/07/22	11:14:15	43.618	13.06
13/07/22	11:14:16	43.618	13.06
13/07/22	11:14:17	43.618	13.06
13/07/22	11:14:18	43.618	13.06
13/07/22	11:14:19	43.618	13.06
13/07/22	11:14:20	43.618	13.06
13/07/22	11:14:21	43.618	13.06
13/07/22	11:14:22	43.618	13.06
13/07/22	11:14:23	43.618	13.06
13/07/22	11:14:24	43.618	13.06
13/07/22	11:14:25	43.618	13.06
13/07/22	11:14:26	43.618	13.06
13/07/22	11:14:27	43.618	13.06
13/07/22	11:14:28	43.618	13.06
13/07/22	11:14:29	43.618	13.06
13/07/22	11:14:30	43.618	13.06
13/07/22	11:14:31	43.618	13.06
13/07/22	11:14:32	43.618	13.06
13/07/22	11:14:33	43.618	13.06
13/07/22	11:14:34	43.618	13.06
13/07/22	11:14:35	43.618	13.06
13/07/22	11:14:36	43.618	13.06
13/07/22	11:14:37	43.618	13.06
13/07/22	11:14:38	43.618	13.06

13/07/22	11:14:39	43.618	13.06
13/07/22	11:14:40	43.618	13.06
13/07/22	11:14:41	43.618	13.06
13/07/22	11:14:42	43.618	13.06
13/07/22	11:14:43	43.618	13.06
13/07/22	11:14:44	43.618	13.06
13/07/22	11:14:45	43.618	13.06
13/07/22	11:14:46	43.618	13.06
13/07/22	11:14:47	43.618	13.06
13/07/22	11:14:48	43.618	13.06
13/07/22	11:14:49	43.618	13.06
13/07/22	11:14:50	43.618	13.06
13/07/22	11:14:51	43.618	13.06
13/07/22	11:14:52	43.618	13.06
13/07/22	11:14:53	43.618	13.06
13/07/22	11:14:54	43.618	13.06
13/07/22	11:14:55	43.618	13.06
13/07/22	11:14:56	43.618	13.06
13/07/22	11:14:57	43.618	13.06
13/07/22	11:14:58	43.618	13.06
13/07/22	11:14:59	43.618	13.06
13/07/22	11:15:00	43.618	13.06
13/07/22	11:15:01	43.618	13.06
13/07/22	11:15:02	43.618	13.06
13/07/22	11:15:03	43.618	13.06
13/07/22	11:15:04	43.601	13.06
13/07/22	11:15:05	43.618	13.06
13/07/22	11:15:06	43.618	13.06
13/07/22	11:15:07	43.618	13.06
13/07/22	11:15:08	43.618	13.06
13/07/22	11:15:09	43.618	13.06
13/07/22	11:15:10	43.618	13.06
13/07/22	11:15:11	43.618	13.06
13/07/22	11:15:12	43.618	13.06
13/07/22	11:15:13	43.618	13.06
13/07/22	11:15:14	43.618	13.06
13/07/22	11:15:15	43.618	13.06
13/07/22	11:15:16	43.618	13.06
13/07/22	11:15:17	43.618	13.06
13/07/22	11:15:18	43.618	13.06
13/07/22	11:15:19	43.618	13.06
13/07/22	11:15:20	43.618	13.06
13/07/22	11:15:21	43.618	13.06
13/07/22	11:15:22	43.618	13.06
13/07/22	11:15:23	43.618	13.06
13/07/22	11:15:24	43.618	13.06
13/07/22	11:15:25	43.618	13.06
13/07/22	11:15:26	43.618	13.06
13/07/22	11:15:27	43.601	13.06
13/07/22	11:15:28	43.618	13.06
13/07/22	11:15:29	43.601	13.06
13/07/22	11:15:30	43.618	13.06
13/07/22	11:15:31	43.618	13.06
13/07/22	11:15:32	43.618	13.06
13/07/22	11:15:33	43.618	13.06
13/07/22	11:15:34	43.618	13.06
13/07/22	11:15:35	43.618	13.06
13/07/22	11:15:36	43.618	13.06
13/07/22	11:15:37	43.618	13.06
13/07/22	11:15:38	43.618	13.06
13/07/22	11:15:39	43.618	13.06
13/07/22	11:15:40	43.618	13.06
13/07/22	11:15:41	43.618	13.06
13/07/22	11:15:42	43.618	13.06
13/07/22	11:15:43	43.618	13.06
13/07/22	11:15:44	43.618	13.06
13/07/22	11:15:45	43.618	13.06
13/07/22	11:15:46	43.618	13.06
13/07/22	11:15:47	43.601	13.06
13/07/22	11:15:48	43.618	13.06
13/07/22	11:15:49	43.618	13.06
13/07/22	11:15:50	43.618	13.06

13/07/22	11:15:51	43.618	13.06
13/07/22	11:15:52	43.601	13.06
13/07/22	11:15:53	43.618	13.06
13/07/22	11:15:54	43.601	13.06
13/07/22	11:15:55	43.618	13.06
13/07/22	11:15:56	43.618	13.06
13/07/22	11:15:57	43.618	13.06
13/07/22	11:15:58	43.601	13.06
13/07/22	11:15:59	43.601	13.06
13/07/22	11:16:00	43.618	13.06
13/07/22	11:16:01	43.618	13.06
13/07/22	11:16:02	43.618	13.06
13/07/22	11:16:03	43.618	13.06
13/07/22	11:16:04	43.618	13.06
13/07/22	11:16:05	43.618	13.06
13/07/22	11:16:06	43.618	13.06
13/07/22	11:16:07	43.618	13.06
13/07/22	11:16:08	43.601	13.06
13/07/22	11:16:09	43.618	13.06
13/07/22	11:16:10	43.601	13.06
13/07/22	11:16:11	43.618	13.06
13/07/22	11:16:12	43.618	13.06
13/07/22	11:16:13	43.618	13.06
13/07/22	11:16:14	43.601	13.06
13/07/22	11:16:15	43.618	13.06
13/07/22	11:16:16	43.618	13.06
13/07/22	11:16:17	43.618	13.06
13/07/22	11:16:18	43.618	13.06
13/07/22	11:16:19	43.601	13.06
13/07/22	11:16:20	43.601	13.06
13/07/22	11:16:21	43.618	13.06
13/07/22	11:16:22	43.601	13.06
13/07/22	11:16:23	43.601	13.06
13/07/22	11:16:24	43.618	13.06
13/07/22	11:16:25	43.618	13.06
13/07/22	11:16:26	43.601	13.06
13/07/22	11:16:27	43.618	13.06
13/07/22	11:16:28	43.618	13.06
13/07/22	11:16:29	43.601	13.06
13/07/22	11:16:30	43.618	13.06
13/07/22	11:16:31	43.601	13.06
13/07/22	11:16:32	43.618	13.06
13/07/22	11:16:33	43.618	13.06
13/07/22	11:16:34	43.618	13.06
13/07/22	11:16:35	43.618	13.06
13/07/22	11:16:36	43.618	13.06
13/07/22	11:16:37	43.618	13.06
13/07/22	11:16:38	43.601	13.06
13/07/22	11:16:39	43.618	13.06
13/07/22	11:16:40	43.601	13.06
13/07/22	11:16:41	43.601	13.06
13/07/22	11:16:42	43.601	13.06
13/07/22	11:16:43	43.618	13.06
13/07/22	11:16:44	43.601	13.06
13/07/22	11:16:45	43.618	13.06
13/07/22	11:16:46	43.618	13.06
13/07/22	11:16:47	43.618	13.06
13/07/22	11:16:48	43.618	13.06
13/07/22	11:16:49	43.601	13.06
13/07/22	11:16:50	43.618	13.06
13/07/22	11:16:51	43.618	13.06
13/07/22	11:16:52	43.618	13.06
13/07/22	11:16:53	43.618	13.06
13/07/22	11:16:54	43.601	13.06
13/07/22	11:16:55	43.601	13.06
13/07/22	11:16:56	43.601	13.06
13/07/22	11:16:57	43.618	13.06
13/07/22	11:16:58	43.601	13.06
13/07/22	11:16:59	43.601	13.06
13/07/22	11:17:00	43.601	13.06
13/07/22	11:17:01	43.601	13.06
13/07/22	11:17:02	43.601	13.06

13/07/22	11:17:03	43.618	13.06
13/07/22	11:17:04	43.601	13.06
13/07/22	11:17:05	43.601	13.06
13/07/22	11:17:06	43.601	13.06
13/07/22	11:17:07	43.601	13.06
13/07/22	11:17:08	43.601	13.06
13/07/22	11:17:09	43.601	13.06
13/07/22	11:17:10	43.601	13.06
13/07/22	11:17:11	43.618	13.06
13/07/22	11:17:12	43.601	13.06
13/07/22	11:17:13	43.601	13.06
13/07/22	11:17:14	43.601	13.06
13/07/22	11:17:15	43.618	13.06
13/07/22	11:17:16	43.618	13.06
13/07/22	11:17:17	43.601	13.06
13/07/22	11:17:18	43.601	13.06
13/07/22	11:17:19	43.601	13.06
13/07/22	11:17:20	43.601	13.06
13/07/22	11:17:21	43.618	13.06
13/07/22	11:17:22	43.601	13.06
13/07/22	11:17:23	43.601	13.06
13/07/22	11:17:24	43.601	13.06
13/07/22	11:17:25	43.601	13.06
13/07/22	11:17:26	43.601	13.06
13/07/22	11:17:27	43.618	13.06
13/07/22	11:17:28	43.601	13.06
13/07/22	11:17:29	43.601	13.06
13/07/22	11:17:30	43.601	13.06
13/07/22	11:17:31	43.601	13.06
13/07/22	11:17:32	43.601	13.06
13/07/22	11:17:33	43.618	13.06
13/07/22	11:17:34	43.601	13.06
13/07/22	11:17:35	43.601	13.06
13/07/22	11:17:36	43.601	13.06
13/07/22	11:17:37	43.601	13.06
13/07/22	11:17:38	43.601	13.06
13/07/22	11:17:39	43.601	13.06
13/07/22	11:17:40	43.601	13.06
13/07/22	11:17:41	43.601	13.06
13/07/22	11:17:42	43.601	13.06
13/07/22	11:17:43	43.601	13.06
13/07/22	11:17:44	43.601	13.06
13/07/22	11:17:45	43.618	13.06
13/07/22	11:17:46	43.601	13.06
13/07/22	11:17:47	43.601	13.06
13/07/22	11:17:48	43.601	13.06
13/07/22	11:17:49	43.601	13.06
13/07/22	11:17:50	43.601	13.06
13/07/22	11:17:51	43.601	13.06
13/07/22	11:17:52	43.601	13.06
13/07/22	11:17:53	43.601	13.06
13/07/22	11:17:54	43.601	13.06
13/07/22	11:17:55	43.601	13.06
13/07/22	11:17:56	43.601	13.06
13/07/22	11:17:57	43.618	13.06
13/07/22	11:17:58	43.601	13.06
13/07/22	11:17:59	43.601	13.06
13/07/22	11:18:00	43.601	13.06
13/07/22	11:18:01	43.601	13.06
13/07/22	11:18:02	43.601	13.06
13/07/22	11:18:03	43.618	13.06
13/07/22	11:18:04	43.601	13.06
13/07/22	11:18:05	43.601	13.06
13/07/22	11:18:06	43.601	13.06
13/07/22	11:18:07	43.601	13.06
13/07/22	11:18:08	43.601	13.06
13/07/22	11:18:09	43.618	13.06
13/07/22	11:18:10	43.601	13.06
13/07/22	11:18:11	43.601	13.06
13/07/22	11:18:12	43.601	13.06
13/07/22	11:18:13	43.601	13.06
13/07/22	11:18:14	43.601	13.06

13/07/22	11:18:15	43.601	13.06
13/07/22	11:18:16	43.601	13.06
13/07/22	11:18:17	43.601	13.06
13/07/22	11:18:18	43.601	13.06
13/07/22	11:18:19	43.601	13.06
13/07/22	11:18:20	43.601	13.06
13/07/22	11:18:21	43.601	13.06
13/07/22	11:18:22	43.601	13.06
13/07/22	11:18:23	43.601	13.06
13/07/22	11:18:24	43.601	13.06
13/07/22	11:18:25	43.601	13.06
13/07/22	11:18:26	43.601	13.06
13/07/22	11:18:27	43.601	13.06
13/07/22	11:18:28	43.601	13.06
13/07/22	11:18:29	43.601	13.06
13/07/22	11:18:30	43.601	13.06
13/07/22	11:18:31	43.601	13.06
13/07/22	11:18:32	43.601	13.06
13/07/22	11:18:33	43.601	13.06
13/07/22	11:18:34	43.601	13.06
13/07/22	11:18:35	43.601	13.06
13/07/22	11:18:36	43.601	13.06
13/07/22	11:18:37	43.601	13.06
13/07/22	11:18:38	43.601	13.06
13/07/22	11:18:39	43.601	13.06
13/07/22	11:18:40	43.601	13.06
13/07/22	11:18:41	43.601	13.06
13/07/22	11:18:42	43.601	13.06
13/07/22	11:18:43	43.601	13.06
13/07/22	11:18:44	43.601	13.06
13/07/22	11:18:45	43.601	13.06
13/07/22	11:18:46	43.601	13.06
13/07/22	11:18:47	43.601	13.06
13/07/22	11:18:48	43.601	13.06
13/07/22	11:18:49	43.601	13.06
13/07/22	11:18:50	43.601	13.06
13/07/22	11:18:51	43.601	13.06
13/07/22	11:18:52	43.601	13.06
13/07/22	11:18:53	43.601	13.06
13/07/22	11:18:54	43.601	13.06
13/07/22	11:18:55	43.601	13.06
13/07/22	11:18:56	43.601	13.06
13/07/22	11:18:57	43.601	13.06
13/07/22	11:18:58	43.601	13.06
13/07/22	11:18:59	43.601	13.06
13/07/22	11:19:00	43.601	13.06
13/07/22	11:19:01	43.601	13.06
13/07/22	11:19:02	43.601	13.06
13/07/22	11:19:03	43.601	13.06
13/07/22	11:19:04	43.601	13.06
13/07/22	11:19:05	43.601	13.06
13/07/22	11:19:06	43.601	13.06
13/07/22	11:19:07	43.584	13.06
13/07/22	11:19:08	43.601	13.06
13/07/22	11:19:09	43.601	13.06
13/07/22	11:19:10	43.601	13.06
13/07/22	11:19:11	43.601	13.06
13/07/22	11:19:12	43.601	13.06
13/07/22	11:19:13	43.601	13.06
13/07/22	11:19:14	43.601	13.06
13/07/22	11:19:15	43.601	13.06
13/07/22	11:19:16	43.601	13.06
13/07/22	11:19:17	43.601	13.06
13/07/22	11:19:18	43.601	13.06
13/07/22	11:19:19	43.601	13.06
13/07/22	11:19:20	43.601	13.06
13/07/22	11:19:21	43.601	13.06
13/07/22	11:19:22	43.601	13.06
13/07/22	11:19:23	43.601	13.06
13/07/22	11:19:24	43.601	13.06
13/07/22	11:19:25	43.601	13.06
13/07/22	11:19:26	43.601	13.06

13/07/22	11:19:27	43.601	13.06
13/07/22	11:19:28	43.601	13.06
13/07/22	11:19:29	43.601	13.06
13/07/22	11:19:30	43.601	13.06
13/07/22	11:19:31	43.601	13.06
13/07/22	11:19:32	43.601	13.06
13/07/22	11:19:33	43.601	13.06
13/07/22	11:19:34	43.601	13.06
13/07/22	11:19:35	43.601	13.06
13/07/22	11:19:36	43.601	13.06
13/07/22	11:19:37	43.601	13.06
13/07/22	11:19:38	43.601	13.06
13/07/22	11:19:39	43.601	13.06
13/07/22	11:19:40	43.601	13.06
13/07/22	11:19:41	43.601	13.06
13/07/22	11:19:42	43.601	13.06
13/07/22	11:19:43	43.584	13.06
13/07/22	11:19:44	43.601	13.06
13/07/22	11:19:45	43.601	13.06
13/07/22	11:19:46	43.601	13.06
13/07/22	11:19:47	43.601	13.06
13/07/22	11:19:48	43.601	13.06
13/07/22	11:19:49	43.601	13.06
13/07/22	11:19:50	43.601	13.06
13/07/22	11:19:51	43.601	13.06
13/07/22	11:19:52	43.601	13.06
13/07/22	11:19:53	43.601	13.06
13/07/22	11:19:54	43.601	13.06
13/07/22	11:19:55	43.601	13.06
13/07/22	11:19:56	43.601	13.06
13/07/22	11:19:57	43.601	13.06
13/07/22	11:19:58	43.601	13.06
13/07/22	11:19:59	43.601	13.06
13/07/22	11:20:00	43.601	13.06
13/07/22	11:20:01	43.601	13.06
13/07/22	11:20:02	43.601	13.06
13/07/22	11:20:03	43.601	13.06
13/07/22	11:20:04	43.601	13.06
13/07/22	11:20:05	43.601	13.06
13/07/22	11:20:06	43.601	13.06
13/07/22	11:20:07	43.601	13.06
13/07/22	11:20:08	43.601	13.06
13/07/22	11:20:09	43.601	13.06
13/07/22	11:20:10	43.601	13.06
13/07/22	11:20:11	43.601	13.06
13/07/22	11:20:12	43.601	13.06
13/07/22	11:20:13	43.601	13.06
13/07/22	11:20:14	43.601	13.06
13/07/22	11:20:15	43.601	13.06
13/07/22	11:20:16	43.584	13.06
13/07/22	11:20:17	43.601	13.06
13/07/22	11:20:18	43.584	13.06
13/07/22	11:20:19	43.601	13.06
13/07/22	11:20:20	43.601	13.06
13/07/22	11:20:21	43.601	13.06
13/07/22	11:20:22	43.584	13.06
13/07/22	11:20:23	43.584	13.06
13/07/22	11:20:24	43.601	13.06
13/07/22	11:20:25	43.584	13.06
13/07/22	11:20:26	43.601	13.06
13/07/22	11:20:27	43.601	13.06
13/07/22	11:20:28	43.584	13.06
13/07/22	11:20:29	43.601	13.06
13/07/22	11:20:30	43.584	13.06
13/07/22	11:20:31	43.601	13.06
13/07/22	11:20:32	43.601	13.06
13/07/22	11:20:33	43.601	13.06
13/07/22	11:20:34	43.584	13.06
13/07/22	11:20:35	43.601	13.06
13/07/22	11:20:36	43.601	13.06
13/07/22	11:20:37	43.601	13.06
13/07/22	11:20:38	43.584	13.06

13/07/22	11:20:39	43.601	13.06
13/07/22	11:20:40	43.601	13.06
13/07/22	11:20:41	43.584	13.06
13/07/22	11:20:42	43.601	13.06
13/07/22	11:20:43	43.601	13.06
13/07/22	11:20:44	43.601	13.06
13/07/22	11:20:45	43.601	13.06
13/07/22	11:20:46	43.601	13.06
13/07/22	11:20:47	43.584	13.06
13/07/22	11:20:48	43.601	13.06
13/07/22	11:20:49	43.601	13.06
13/07/22	11:20:50	43.601	13.06
13/07/22	11:20:51	43.601	13.06
13/07/22	11:20:52	43.601	13.06
13/07/22	11:20:53	43.584	13.06
13/07/22	11:20:54	43.584	13.06
13/07/22	11:20:55	43.584	13.06
13/07/22	11:20:56	43.601	13.06
13/07/22	11:20:57	43.601	13.06
13/07/22	11:20:58	43.601	13.06
13/07/22	11:20:59	43.584	13.06
13/07/22	11:21:00	43.584	13.06
13/07/22	11:21:01	43.601	13.06
13/07/22	11:21:02	43.601	13.06
13/07/22	11:21:03	43.601	13.06
13/07/22	11:21:04	43.601	13.06
13/07/22	11:21:05	43.584	13.06
13/07/22	11:21:06	43.584	13.06
13/07/22	11:21:07	43.584	13.06
13/07/22	11:21:08	43.584	13.06
13/07/22	11:21:09	43.601	13.06
13/07/22	11:21:10	43.584	13.06
13/07/22	11:21:11	43.584	13.06
13/07/22	11:21:12	43.584	13.06
13/07/22	11:21:13	43.601	13.06
13/07/22	11:21:14	43.584	13.06
13/07/22	11:21:15	43.601	13.06
13/07/22	11:21:16	43.601	13.06
13/07/22	11:21:17	43.601	13.06
13/07/22	11:21:18	43.584	13.06
13/07/22	11:21:19	43.584	13.06
13/07/22	11:21:20	43.584	13.06
13/07/22	11:21:21	43.601	13.06
13/07/22	11:21:22	43.584	13.06
13/07/22	11:21:23	43.584	13.06
13/07/22	11:21:24	43.584	13.06
13/07/22	11:21:25	43.584	13.06
13/07/22	11:21:26	43.601	13.06
13/07/22	11:21:27	43.601	13.06
13/07/22	11:21:28	43.584	13.06
13/07/22	11:21:29	43.584	13.06
13/07/22	11:21:30	43.584	13.06
13/07/22	11:21:31	43.584	13.06
13/07/22	11:21:32	43.584	13.06
13/07/22	11:21:33	43.601	13.06
13/07/22	11:21:34	43.584	13.06
13/07/22	11:21:35	43.584	13.06
13/07/22	11:21:36	43.584	13.06
13/07/22	11:21:37	43.584	13.06
13/07/22	11:21:38	43.601	13.06
13/07/22	11:21:39	43.601	13.06
13/07/22	11:21:40	43.584	13.06
13/07/22	11:21:41	43.584	13.06
13/07/22	11:21:42	43.584	13.06
13/07/22	11:21:43	43.584	13.06
13/07/22	11:21:44	43.584	13.06
13/07/22	11:21:45	43.601	13.06
13/07/22	11:21:46	43.584	13.06
13/07/22	11:21:47	43.584	13.06
13/07/22	11:21:48	43.584	13.06
13/07/22	11:21:49	43.584	13.06
13/07/22	11:21:50	43.584	13.06

13/07/22	11:21:51	43.601	13.06
13/07/22	11:21:52	43.584	13.06
13/07/22	11:21:53	43.584	13.06
13/07/22	11:21:54	43.584	13.06
13/07/22	11:21:55	43.584	13.06
13/07/22	11:21:56	43.584	13.06
13/07/22	11:21:57	43.601	13.06
13/07/22	11:21:58	43.584	13.06
13/07/22	11:21:59	43.584	13.06
13/07/22	11:22:00	43.584	13.06
13/07/22	11:22:01	43.584	13.06
13/07/22	11:22:02	43.584	13.06
13/07/22	11:22:03	43.601	13.06
13/07/22	11:22:04	43.584	13.06
13/07/22	11:22:05	43.584	13.06
13/07/22	11:22:06	43.584	13.06
13/07/22	11:22:07	43.584	13.06
13/07/22	11:22:08	43.584	13.06
13/07/22	11:22:09	43.601	13.06
13/07/22	11:22:10	43.584	13.06
13/07/22	11:22:11	43.584	13.06
13/07/22	11:22:12	43.584	13.06
13/07/22	11:22:13	43.584	13.06
13/07/22	11:22:14	43.584	13.06
13/07/22	11:22:15	43.584	13.06
13/07/22	11:22:16	43.584	13.06
13/07/22	11:22:17	43.584	13.06
13/07/22	11:22:18	43.584	13.06
13/07/22	11:22:19	43.584	13.06
13/07/22	11:22:20	43.584	13.06
13/07/22	11:22:21	43.601	13.06
13/07/22	11:22:22	43.584	13.06
13/07/22	11:22:23	43.584	13.06
13/07/22	11:22:24	43.584	13.06
13/07/22	11:22:25	43.584	13.06
13/07/22	11:22:26	43.584	13.06
13/07/22	11:22:27	43.584	13.06
13/07/22	11:22:28	43.584	13.06
13/07/22	11:22:29	43.584	13.06
13/07/22	11:22:30	43.584	13.06
13/07/22	11:22:31	43.584	13.06
13/07/22	11:22:32	43.584	13.06
13/07/22	11:22:33	43.584	13.06
13/07/22	11:22:34	43.584	13.06
13/07/22	11:22:35	43.584	13.06
13/07/22	11:22:36	43.584	13.06
13/07/22	11:22:37	43.584	13.06
13/07/22	11:22:38	43.584	13.06
13/07/22	11:22:39	43.601	13.06
13/07/22	11:22:40	43.584	13.06
13/07/22	11:22:41	43.584	13.06
13/07/22	11:22:42	43.584	13.06
13/07/22	11:22:43	43.584	13.06
13/07/22	11:22:44	43.584	13.06
13/07/22	11:22:45	43.584	13.06
13/07/22	11:22:46	43.584	13.06
13/07/22	11:22:47	43.584	13.06
13/07/22	11:22:48	43.584	13.06
13/07/22	11:22:49	43.584	13.06
13/07/22	11:22:50	43.584	13.06
13/07/22	11:22:51	43.584	13.06
13/07/22	11:22:52	43.584	13.06
13/07/22	11:22:53	43.584	13.06
13/07/22	11:22:54	43.584	13.06
13/07/22	11:22:55	43.584	13.06
13/07/22	11:22:56	43.584	13.06
13/07/22	11:22:57	43.584	13.06
13/07/22	11:22:58	43.584	13.06
13/07/22	11:22:59	43.584	13.06
13/07/22	11:23:00	43.584	13.06
13/07/22	11:23:01	43.584	13.06
13/07/22	11:23:02	43.584	13.06

13/07/22	11:23:03	43.584	13.06
13/07/22	11:23:04	43.584	13.06
13/07/22	11:23:05	43.584	13.06
13/07/22	11:23:06	43.584	13.06
13/07/22	11:23:07	43.584	13.06
13/07/22	11:23:08	43.584	13.06
13/07/22	11:23:09	43.584	13.06
13/07/22	11:23:10	43.584	13.06
13/07/22	11:23:11	43.584	13.06
13/07/22	11:23:12	43.584	13.06
13/07/22	11:23:13	43.584	13.06
13/07/22	11:23:14	43.584	13.06
13/07/22	11:23:15	43.584	13.06
13/07/22	11:23:16	43.584	13.06
13/07/22	11:23:17	43.584	13.06
13/07/22	11:23:18	43.584	13.06
13/07/22	11:23:19	43.584	13.06
13/07/22	11:23:20	43.584	13.06
13/07/22	11:23:21	43.584	13.06
13/07/22	11:23:22	43.584	13.06
13/07/22	11:23:23	43.584	13.06
13/07/22	11:23:24	43.584	13.06
13/07/22	11:23:25	43.584	13.06
13/07/22	11:23:26	43.584	13.06
13/07/22	11:23:27	43.584	13.06
13/07/22	11:23:28	43.584	13.06
13/07/22	11:23:29	43.584	13.06
13/07/22	11:23:30	43.584	13.06
13/07/22	11:23:31	43.584	13.06
13/07/22	11:23:32	43.584	13.06
13/07/22	11:23:33	43.584	13.06
13/07/22	11:23:34	43.584	13.06
13/07/22	11:23:35	43.584	13.06
13/07/22	11:23:36	43.584	13.06
13/07/22	11:23:37	43.584	13.06
13/07/22	11:23:38	43.567	13.06
13/07/22	11:23:39	43.584	13.06
13/07/22	11:23:40	43.584	13.06
13/07/22	11:23:41	43.584	13.06
13/07/22	11:23:42	43.584	13.06
13/07/22	11:23:43	43.584	13.06
13/07/22	11:23:44	43.584	13.06
13/07/22	11:23:45	43.584	13.06
13/07/22	11:23:46	43.584	13.06
13/07/22	11:23:47	43.584	13.06
13/07/22	11:23:48	43.584	13.06
13/07/22	11:23:49	43.584	13.06
13/07/22	11:23:50	43.584	13.06
13/07/22	11:23:51	43.584	13.06
13/07/22	11:23:52	43.584	13.06
13/07/22	11:23:53	43.584	13.06
13/07/22	11:23:54	43.584	13.06
13/07/22	11:23:55	43.584	13.06
13/07/22	11:23:56	43.584	13.06
13/07/22	11:23:57	43.584	13.06
13/07/22	11:23:58	43.584	13.06
13/07/22	11:23:59	43.584	13.06
13/07/22	11:24:00	43.584	13.06
13/07/22	11:24:01	43.584	13.06
13/07/22	11:24:02	43.584	13.06
13/07/22	11:24:03	43.584	13.06
13/07/22	11:24:04	43.584	13.06
13/07/22	11:24:05	43.584	13.06
13/07/22	11:24:06	43.584	13.06
13/07/22	11:24:07	43.584	13.06
13/07/22	11:24:08	43.584	13.06
13/07/22	11:24:09	43.584	13.06
13/07/22	11:24:10	43.584	13.06
13/07/22	11:24:11	43.584	13.06
13/07/22	11:24:12	43.584	13.06
13/07/22	11:24:13	43.584	13.06
13/07/22	11:24:14	43.584	13.06

13/07/22	11:24:15	43.584	13.06
13/07/22	11:24:16	43.584	13.06
13/07/22	11:24:17	43.584	13.06
13/07/22	11:24:18	43.584	13.06
13/07/22	11:24:19	43.584	13.06
13/07/22	11:24:20	43.567	13.06
13/07/22	11:24:21	43.584	13.06
13/07/22	11:24:22	43.584	13.06
13/07/22	11:24:23	43.584	13.06
13/07/22	11:24:24	43.584	13.06
13/07/22	11:24:25	43.584	13.06
13/07/22	11:24:26	43.584	13.06
13/07/22	11:24:27	43.584	13.06
13/07/22	11:24:28	43.584	13.06
13/07/22	11:24:29	43.584	13.06
13/07/22	11:24:30	43.584	13.06
13/07/22	11:24:31	43.584	13.06
13/07/22	11:24:32	43.584	13.06
13/07/22	11:24:33	43.584	13.06
13/07/22	11:24:34	43.584	13.06
13/07/22	11:24:35	43.584	13.06
13/07/22	11:24:36	43.584	13.06
13/07/22	11:24:37	43.584	13.06
13/07/22	11:24:38	43.584	13.06
13/07/22	11:24:39	43.584	13.06
13/07/22	11:24:40	43.584	13.06
13/07/22	11:24:41	43.584	13.06
13/07/22	11:24:42	43.584	13.06
13/07/22	11:24:43	43.584	13.06
13/07/22	11:24:44	43.584	13.06
13/07/22	11:24:45	43.584	13.06
13/07/22	11:24:46	43.584	13.06
13/07/22	11:24:47	43.584	13.06
13/07/22	11:24:48	43.584	13.06
13/07/22	11:24:49	43.584	13.06
13/07/22	11:24:50	43.584	13.06
13/07/22	11:24:51	43.584	13.06
13/07/22	11:24:52	43.584	13.06
13/07/22	11:24:53	43.584	13.06
13/07/22	11:24:54	43.584	13.06
13/07/22	11:24:55	43.584	13.06
13/07/22	11:24:56	43.584	13.06
13/07/22	11:24:57	43.584	13.06
13/07/22	11:24:58	43.584	13.06
13/07/22	11:24:59	43.584	13.06
13/07/22	11:25:00	43.584	13.06
13/07/22	11:25:01	43.584	13.06
13/07/22	11:25:02	43.584	13.06
13/07/22	11:25:03	43.584	13.06
13/07/22	11:25:04	43.584	13.06
13/07/22	11:25:05	43.584	13.06
13/07/22	11:25:06	43.584	13.06
13/07/22	11:25:07	43.584	13.06
13/07/22	11:25:08	43.584	13.06
13/07/22	11:25:09	43.584	13.06
13/07/22	11:25:10	43.584	13.06
13/07/22	11:25:11	43.584	13.06
13/07/22	11:25:12	43.584	13.06
13/07/22	11:25:13	43.584	13.06
13/07/22	11:25:14	43.584	13.06
13/07/22	11:25:15	43.584	13.06
13/07/22	11:25:16	43.584	13.06
13/07/22	11:25:17	43.584	13.06
13/07/22	11:25:18	43.584	13.06
13/07/22	11:25:19	43.567	13.06
13/07/22	11:25:20	43.584	13.06
13/07/22	11:25:21	43.584	13.06
13/07/22	11:25:22	43.567	13.06
13/07/22	11:25:23	43.584	13.06
13/07/22	11:25:24	43.584	13.06
13/07/22	11:25:25	43.584	13.06
13/07/22	11:25:26	43.584	13.06

13/07/22	11:25:27	43.584	13.06
13/07/22	11:25:28	43.584	13.06
13/07/22	11:25:29	43.584	13.06
13/07/22	11:25:30	43.584	13.06
13/07/22	11:25:31	43.584	13.06
13/07/22	11:25:32	43.584	13.06
13/07/22	11:25:33	43.584	13.06
13/07/22	11:25:34	43.584	13.06
13/07/22	11:25:35	43.584	13.06
13/07/22	11:25:36	43.584	13.06
13/07/22	11:25:37	43.584	13.06
13/07/22	11:25:38	43.584	13.06
13/07/22	11:25:39	43.584	13.06
13/07/22	11:25:40	43.584	13.06
13/07/22	11:25:41	43.584	13.06
13/07/22	11:25:42	43.584	13.06
13/07/22	11:25:43	43.584	13.06
13/07/22	11:25:44	43.584	13.06
13/07/22	11:25:45	43.584	13.06
13/07/22	11:25:46	43.584	13.06
13/07/22	11:25:47	43.584	13.06
13/07/22	11:25:48	43.584	13.06
13/07/22	11:25:49	43.584	13.06
13/07/22	11:25:50	43.584	13.06
13/07/22	11:25:51	43.584	13.06
13/07/22	11:25:52	43.584	13.06
13/07/22	11:25:53	43.584	13.06
13/07/22	11:25:54	43.584	13.06
13/07/22	11:25:55	43.567	13.06
13/07/22	11:25:56	43.584	13.06
13/07/22	11:25:57	43.584	13.06
13/07/22	11:25:58	43.584	13.06
13/07/22	11:25:59	43.584	13.06
13/07/22	11:26:00	43.584	13.06
13/07/22	11:26:01	43.584	13.06
13/07/22	11:26:02	43.584	13.06
13/07/22	11:26:03	43.584	13.06
13/07/22	11:26:04	43.584	13.06
13/07/22	11:26:05	43.584	13.06
13/07/22	11:26:06	43.584	13.06
13/07/22	11:26:07	43.584	13.06
13/07/22	11:26:08	43.584	13.06
13/07/22	11:26:09	43.584	13.06
13/07/22	11:26:10	43.584	13.06
13/07/22	11:26:11	43.584	13.06
13/07/22	11:26:12	43.584	13.06
13/07/22	11:26:13	43.584	13.06
13/07/22	11:26:14	43.584	13.06
13/07/22	11:26:15	43.584	13.06
13/07/22	11:26:16	43.584	13.06
13/07/22	11:26:17	43.584	13.06
13/07/22	11:26:18	43.584	13.06
13/07/22	11:26:19	43.584	13.06
13/07/22	11:26:20	43.584	13.06
13/07/22	11:26:21	43.584	13.06
13/07/22	11:26:22	43.584	13.06
13/07/22	11:26:23	43.584	13.06
13/07/22	11:26:24	43.584	13.06
13/07/22	11:26:25	43.584	13.06
13/07/22	11:26:26	43.567	13.06
13/07/22	11:26:27	43.584	13.06
13/07/22	11:26:28	43.584	13.06
13/07/22	11:26:29	43.584	13.06
13/07/22	11:26:30	43.584	13.06
13/07/22	11:26:31	43.584	13.06
13/07/22	11:26:32	43.584	13.06
13/07/22	11:26:33	43.584	13.06
13/07/22	11:26:34	43.584	13.06
13/07/22	11:26:35	43.584	13.06
13/07/22	11:26:36	43.584	13.06
13/07/22	11:26:37	43.584	13.06
13/07/22	11:26:38	43.584	13.06

13/07/22	11:26:39	43.584	13.06
13/07/22	11:26:40	43.567	13.06
13/07/22	11:26:41	43.584	13.06
13/07/22	11:26:42	43.584	13.06
13/07/22	11:26:43	43.584	13.06
13/07/22	11:26:44	43.584	13.06
13/07/22	11:26:45	43.584	13.06
13/07/22	11:26:46	43.584	13.06
13/07/22	11:26:47	43.567	13.06
13/07/22	11:26:48	43.584	13.06
13/07/22	11:26:49	43.567	13.06
13/07/22	11:26:50	43.567	13.06
13/07/22	11:26:51	43.584	13.06
13/07/22	11:26:52	43.584	13.06
13/07/22	11:26:53	43.584	13.06
13/07/22	11:26:54	43.567	13.06
13/07/22	11:26:55	43.584	13.06
13/07/22	11:26:56	43.584	13.06
13/07/22	11:26:57	43.584	13.06
13/07/22	11:26:58	43.584	13.06
13/07/22	11:26:59	43.584	13.06
13/07/22	11:27:00	43.584	13.06
13/07/22	11:27:01	43.584	13.06
13/07/22	11:27:02	43.584	13.06
13/07/22	11:27:03	43.584	13.06
13/07/22	11:27:04	43.584	13.06
13/07/22	11:27:05	43.567	13.06
13/07/22	11:27:06	43.584	13.06
13/07/22	11:27:07	43.584	13.06
13/07/22	11:27:08	43.584	13.06
13/07/22	11:27:09	43.584	13.06
13/07/22	11:27:10	43.584	13.06
13/07/22	11:27:11	43.584	13.06
13/07/22	11:27:12	43.584	13.06
13/07/22	11:27:13	43.584	13.06
13/07/22	11:27:14	43.584	13.06
13/07/22	11:27:15	43.584	13.06
13/07/22	11:27:16	43.567	13.06
13/07/22	11:27:17	43.584	13.06
13/07/22	11:27:18	43.567	13.06
13/07/22	11:27:19	43.567	13.06
13/07/22	11:27:20	43.584	13.06
13/07/22	11:27:21	43.584	13.06
13/07/22	11:27:22	43.584	13.06
13/07/22	11:27:23	43.567	13.06
13/07/22	11:27:24	43.567	13.06
13/07/22	11:27:25	43.584	13.06
13/07/22	11:27:26	43.584	13.06
13/07/22	11:27:27	43.584	13.06
13/07/22	11:27:28	43.584	13.06
13/07/22	11:27:29	43.584	13.06
13/07/22	11:27:30	43.584	13.06
13/07/22	11:27:31	43.584	13.06
13/07/22	11:27:32	43.567	13.06
13/07/22	11:27:33	43.584	13.06
13/07/22	11:27:34	43.584	13.06
13/07/22	11:27:35	43.567	13.06
13/07/22	11:27:36	43.584	13.06
13/07/22	11:27:37	43.567	13.06
13/07/22	11:27:38	43.584	13.06
13/07/22	11:27:39	43.584	13.06
13/07/22	11:27:40	43.584	13.06
13/07/22	11:27:41	43.584	13.06
13/07/22	11:27:42	43.584	13.06
13/07/22	11:27:43	43.584	13.06
13/07/22	11:27:44	43.567	13.06
13/07/22	11:27:45	43.584	13.06
13/07/22	11:27:46	43.584	13.06
13/07/22	11:27:47	43.584	13.06
13/07/22	11:27:48	43.584	13.06
13/07/22	11:27:49	43.584	13.06
13/07/22	11:27:50	43.567	13.06

13/07/22	11:27:51	43.584	13.06
13/07/22	11:27:52	43.584	13.06
13/07/22	11:27:53	43.567	13.06
13/07/22	11:27:54	43.584	13.06
13/07/22	11:27:55	43.584	13.06
13/07/22	11:27:56	43.584	13.06
13/07/22	11:27:57	43.584	13.06
13/07/22	11:27:58	43.567	13.06
13/07/22	11:27:59	43.567	13.06
13/07/22	11:28:00	43.584	13.06
13/07/22	11:28:01	43.567	13.06
13/07/22	11:28:02	43.584	13.06
13/07/22	11:28:03	43.584	13.06
13/07/22	11:28:04	43.584	13.06
13/07/22	11:28:05	43.567	13.06
13/07/22	11:28:06	43.567	13.06
13/07/22	11:28:07	43.567	13.06
13/07/22	11:28:08	43.567	13.06
13/07/22	11:28:09	43.584	13.06
13/07/22	11:28:10	43.584	13.06
13/07/22	11:28:11	43.584	13.06
13/07/22	11:28:12	43.567	13.06
13/07/22	11:28:13	43.584	13.06
13/07/22	11:28:14	43.567	13.06
13/07/22	11:28:15	43.584	13.06
13/07/22	11:28:16	43.567	13.06
13/07/22	11:28:17	43.584	13.06
13/07/22	11:28:18	43.567	13.06
13/07/22	11:28:19	43.567	13.06
13/07/22	11:28:20	43.584	13.06
13/07/22	11:28:21	43.584	13.06
13/07/22	11:28:22	43.584	13.06
13/07/22	11:28:23	43.567	13.06
13/07/22	11:28:24	43.567	13.06
13/07/22	11:28:25	43.567	13.06
13/07/22	11:28:26	43.567	13.06
13/07/22	11:28:27	43.584	13.06
13/07/22	11:28:28	43.567	13.06
13/07/22	11:28:29	43.584	13.06
13/07/22	11:28:30	43.567	13.06
13/07/22	11:28:31	43.567	13.06
13/07/22	11:28:32	43.567	13.06
13/07/22	11:28:33	43.584	13.06
13/07/22	11:28:34	43.584	13.06
13/07/22	11:28:35	43.567	13.06
13/07/22	11:28:36	43.567	13.06
13/07/22	11:28:37	43.567	13.06
13/07/22	11:28:38	43.584	13.06
13/07/22	11:28:39	43.584	13.06
13/07/22	11:28:40	43.567	13.06
13/07/22	11:28:41	43.567	13.06
13/07/22	11:28:42	43.567	13.06
13/07/22	11:28:43	43.567	13.06
13/07/22	11:28:44	43.567	13.06
13/07/22	11:28:45	43.584	13.06
13/07/22	11:28:46	43.584	13.06
13/07/22	11:28:47	43.567	13.06
13/07/22	11:28:48	43.567	13.06
13/07/22	11:28:49	43.567	13.06
13/07/22	11:28:50	43.567	13.06
13/07/22	11:28:51	43.584	13.06
13/07/22	11:28:52	43.567	13.06
13/07/22	11:28:53	43.567	13.06
13/07/22	11:28:54	43.584	13.06
13/07/22	11:28:55	43.567	13.06
13/07/22	11:28:56	43.567	13.06
13/07/22	11:28:57	43.567	13.06
13/07/22	11:28:58	43.584	13.06
13/07/22	11:28:59	43.567	13.06
13/07/22	11:29:00	43.567	13.06
13/07/22	11:29:01	43.567	13.06
13/07/22	11:29:02	43.567	13.06

13/07/22	11:29:03	43.584	13.06
13/07/22	11:29:04	43.567	13.06
13/07/22	11:29:05	43.584	13.06
13/07/22	11:29:06	43.567	13.06
13/07/22	11:29:07	43.567	13.06
13/07/22	11:29:08	43.584	13.06
13/07/22	11:29:09	43.584	13.06
13/07/22	11:29:10	43.567	13.06
13/07/22	11:29:11	43.567	13.06
13/07/22	11:29:12	43.567	13.06
13/07/22	11:29:13	43.567	13.06
13/07/22	11:29:14	43.567	13.06
13/07/22	11:29:15	43.584	13.06
13/07/22	11:29:16	43.567	13.06
13/07/22	11:29:17	43.567	13.06
13/07/22	11:29:18	43.567	13.06
13/07/22	11:29:19	43.567	13.06
13/07/22	11:29:20	43.567	13.06
13/07/22	11:29:21	43.584	13.06
13/07/22	11:29:22	43.567	13.06
13/07/22	11:29:23	43.567	13.06
13/07/22	11:29:24	43.567	13.06
13/07/22	11:29:25	43.567	13.06
13/07/22	11:29:26	43.567	13.06
13/07/22	11:29:27	43.584	13.06
13/07/22	11:29:28	43.567	13.06
13/07/22	11:29:29	43.567	13.06
13/07/22	11:29:30	43.567	13.06
13/07/22	11:29:31	43.567	13.06
13/07/22	11:29:32	43.567	13.06
13/07/22	11:29:33	43.584	13.06
13/07/22	11:29:34	43.567	13.06
13/07/22	11:29:35	43.567	13.06
13/07/22	11:29:36	43.567	13.06
13/07/22	11:29:37	43.567	13.06
13/07/22	11:29:38	43.567	13.06
13/07/22	11:29:39	43.584	13.06
13/07/22	11:29:40	43.567	13.06
13/07/22	11:29:41	43.567	13.06
13/07/22	11:29:42	43.567	13.06
13/07/22	11:29:43	43.567	13.06
13/07/22	11:29:44	43.567	13.06
13/07/22	11:29:45	43.567	13.06
13/07/22	11:29:46	43.567	13.06
13/07/22	11:29:47	43.567	13.06
13/07/22	11:29:48	43.567	13.06
13/07/22	11:29:49	43.567	13.06
13/07/22	11:29:50	43.567	13.06
13/07/22	11:29:51	43.584	13.06
13/07/22	11:29:52	43.567	13.06
13/07/22	11:29:53	43.567	13.06
13/07/22	11:29:54	43.567	13.06
13/07/22	11:29:55	43.567	13.06
13/07/22	11:29:56	43.567	13.06
13/07/22	11:29:57	43.567	13.06
13/07/22	11:29:58	43.567	13.06
13/07/22	11:29:59	43.567	13.06
13/07/22	11:30:00	43.567	13.06
13/07/22	11:30:01	43.567	13.06
13/07/22	11:30:02	43.567	13.06
13/07/22	11:30:03	43.567	13.06
13/07/22	11:30:04	43.567	13.06
13/07/22	11:30:05	43.567	13.06
13/07/22	11:30:06	43.567	13.06
13/07/22	11:30:07	43.567	13.06
13/07/22	11:30:08	43.567	13.06
13/07/22	11:30:09	43.567	13.06
13/07/22	11:30:10	43.567	13.06
13/07/22	11:30:11	43.567	13.06
13/07/22	11:30:12	43.567	13.06
13/07/22	11:30:13	43.567	13.06
13/07/22	11:30:14	43.567	13.06

13/07/22	11:30:15	43.567	13.06
13/07/22	11:30:16	43.567	13.06
13/07/22	11:30:17	43.567	13.06
13/07/22	11:30:18	43.567	13.06
13/07/22	11:30:19	43.567	13.06
13/07/22	11:30:20	43.567	13.06
13/07/22	11:30:21	43.584	13.06
13/07/22	11:30:22	43.567	13.06
13/07/22	11:30:23	43.567	13.06
13/07/22	11:30:24	43.567	13.06
13/07/22	11:30:25	43.567	13.06
13/07/22	11:30:26	43.567	13.06
13/07/22	11:30:27	43.567	13.06
13/07/22	11:30:28	43.567	13.06
13/07/22	11:30:29	43.567	13.06
13/07/22	11:30:30	43.567	13.06
13/07/22	11:30:31	43.567	13.06
13/07/22	11:30:32	43.567	13.06
13/07/22	11:30:33	43.584	13.06
13/07/22	11:30:34	43.567	13.06
13/07/22	11:30:35	43.567	13.06
13/07/22	11:30:36	43.567	13.06
13/07/22	11:30:37	43.567	13.06
13/07/22	11:30:38	43.567	13.06
13/07/22	11:30:39	43.567	13.06
13/07/22	11:30:40	43.567	13.06
13/07/22	11:30:41	43.567	13.06
13/07/22	11:30:42	43.567	13.06
13/07/22	11:30:43	43.567	13.06
13/07/22	11:30:44	43.567	13.06
13/07/22	11:30:45	43.567	13.06
13/07/22	11:30:46	43.567	13.06
13/07/22	11:30:47	43.567	13.06
13/07/22	11:30:48	43.567	13.06
13/07/22	11:30:49	43.567	13.06
13/07/22	11:30:50	43.567	13.06
13/07/22	11:30:51	43.567	13.06
13/07/22	11:30:52	43.567	13.06
13/07/22	11:30:53	43.567	13.06
13/07/22	11:30:54	43.567	13.06
13/07/22	11:30:55	43.567	13.06
13/07/22	11:30:56	43.567	13.06
13/07/22	11:30:57	43.567	13.06
13/07/22	11:30:58	43.567	13.06
13/07/22	11:30:59	43.567	13.06
13/07/22	11:31:00	43.567	13.06
13/07/22	11:31:01	43.567	13.06
13/07/22	11:31:02	43.567	13.06
13/07/22	11:31:03	43.567	13.06
13/07/22	11:31:04	43.567	13.06
13/07/22	11:31:05	43.567	13.06
13/07/22	11:31:06	43.567	13.06
13/07/22	11:31:07	43.567	13.06
13/07/22	11:31:08	43.567	13.06
13/07/22	11:31:09	43.567	13.06
13/07/22	11:31:10	43.567	13.06
13/07/22	11:31:11	43.567	13.06
13/07/22	11:31:12	43.567	13.06
13/07/22	11:31:13	43.567	13.06
13/07/22	11:31:14	43.567	13.06
13/07/22	11:31:15	43.567	13.06
13/07/22	11:31:16	43.567	13.06
13/07/22	11:31:17	43.567	13.06
13/07/22	11:31:18	43.567	13.06
13/07/22	11:31:19	43.567	13.06
13/07/22	11:31:20	43.567	13.06
13/07/22	11:31:21	43.567	13.06
13/07/22	11:31:22	43.567	13.06
13/07/22	11:31:23	43.567	13.06
13/07/22	11:31:24	43.567	13.06
13/07/22	11:31:25	43.567	13.06
13/07/22	11:31:26	43.567	13.06

13/07/22	11:31:27	43.567	13.06
13/07/22	11:31:28	43.567	13.06
13/07/22	11:31:29	43.567	13.06
13/07/22	11:31:30	43.567	13.06
13/07/22	11:31:31	43.567	13.06
13/07/22	11:31:32	43.567	13.06
13/07/22	11:31:33	43.567	13.06
13/07/22	11:31:34	43.567	13.06
13/07/22	11:31:35	43.567	13.06
13/07/22	11:31:36	43.567	13.06
13/07/22	11:31:37	43.567	13.06
13/07/22	11:31:38	43.567	13.06
13/07/22	11:31:39	43.567	13.06
13/07/22	11:31:40	43.567	13.06
13/07/22	11:31:41	43.567	13.06
13/07/22	11:31:42	43.567	13.06
13/07/22	11:31:43	43.567	13.06
13/07/22	11:31:44	43.567	13.06
13/07/22	11:31:45	43.567	13.06
13/07/22	11:31:46	43.567	13.06
13/07/22	11:31:47	43.567	13.06
13/07/22	11:31:48	43.567	13.06
13/07/22	11:31:49	43.567	13.06
13/07/22	11:31:50	43.567	13.06
13/07/22	11:31:51	43.567	13.06
13/07/22	11:31:52	43.567	13.06
13/07/22	11:31:53	43.567	13.06
13/07/22	11:31:54	43.567	13.06
13/07/22	11:31:55	43.567	13.06
13/07/22	11:31:56	43.567	13.06
13/07/22	11:31:57	43.567	13.06
13/07/22	11:31:58	43.567	13.06
13/07/22	11:31:59	43.567	13.06
13/07/22	11:32:00	43.567	13.06
13/07/22	11:32:01	43.567	13.06
13/07/22	11:32:02	43.567	13.06
13/07/22	11:32:03	43.567	13.06
13/07/22	11:32:04	43.567	13.06
13/07/22	11:32:05	43.567	13.06
13/07/22	11:32:06	43.567	13.06
13/07/22	11:32:07	43.567	13.06
13/07/22	11:32:08	43.567	13.06
13/07/22	11:32:09	43.567	13.06
13/07/22	11:32:10	43.567	13.06
13/07/22	11:32:11	43.567	13.06
13/07/22	11:32:12	43.567	13.06
13/07/22	11:32:13	43.567	13.06
13/07/22	11:32:14	43.567	13.06
13/07/22	11:32:15	43.567	13.06
13/07/22	11:32:16	43.534	13.06
13/07/22	11:32:17	43.5	13.06
13/07/22	11:32:18	43.449	13.06
13/07/22	11:32:19	43.315	13.06
13/07/22	11:32:20	43.247	13.06
13/07/22	11:32:21	43.096	13.06
13/07/22	11:32:22	43.079	13.06
13/07/22	11:32:23	43.079	13.06
13/07/22	11:32:24	43.079	13.06
13/07/22	11:32:25	43.079	13.06
13/07/22	11:32:26	43.079	13.06
13/07/22	11:32:27	43.079	13.06
13/07/22	11:32:28	43.079	13.06
13/07/22	11:32:29	43.079	13.06
13/07/22	11:32:30	43.079	13.06
13/07/22	11:32:31	43.079	13.06
13/07/22	11:32:32	43.079	13.06
13/07/22	11:32:33	43.079	13.06
13/07/22	11:32:34	43.079	13.06
13/07/22	11:32:35	43.079	13.06
13/07/22	11:32:36	43.079	13.06
13/07/22	11:32:37	43.079	13.06
13/07/22	11:32:38	43.079	13.06

13/07/22	11:32:39	43.096	13.06
13/07/22	11:32:40	43.079	13.06
13/07/22	11:32:41	43.079	13.06
13/07/22	11:32:42	43.079	13.06
13/07/22	11:32:43	43.079	13.06
13/07/22	11:32:44	43.079	13.06
13/07/22	11:32:45	43.096	13.06
13/07/22	11:32:46	43.079	13.06
13/07/22	11:32:47	43.079	13.06
13/07/22	11:32:48	43.079	13.06
13/07/22	11:32:49	43.079	13.06
13/07/22	11:32:50	43.079	13.06
13/07/22	11:32:51	43.096	13.06
13/07/22	11:32:52	43.079	13.06
13/07/22	11:32:53	43.079	13.06
13/07/22	11:32:54	43.079	13.06
13/07/22	11:32:55	43.079	13.06
13/07/22	11:32:56	43.096	13
13/07/22	11:32:57	43.096	13.06
13/07/22	11:32:58	43.079	13.06
13/07/22	11:32:59	43.079	13.06
13/07/22	11:33:00	43.079	13.06
13/07/22	11:33:01	43.079	13.06
13/07/22	11:33:02	43.079	13.06
13/07/22	11:33:03	43.096	13.06
13/07/22	11:33:04	43.079	13.06
13/07/22	11:33:05	43.096	13.06
13/07/22	11:33:06	43.079	13.06
13/07/22	11:33:07	43.079	13.06
13/07/22	11:33:08	43.079	13.06
13/07/22	11:33:09	43.096	13.06
13/07/22	11:33:10	43.096	13.06
13/07/22	11:33:11	43.096	13.06
13/07/22	11:33:12	43.079	13.06
13/07/22	11:33:13	43.079	13.06
13/07/22	11:33:14	43.079	13.06
13/07/22	11:33:15	43.096	13.06
13/07/22	11:33:16	43.096	13.06
13/07/22	11:33:17	43.079	13.06
13/07/22	11:33:18	43.096	13.06
13/07/22	11:33:19	43.079	13.06
13/07/22	11:33:20	43.079	13.06
13/07/22	11:33:21	43.096	13.06
13/07/22	11:33:22	43.096	13.06
13/07/22	11:33:23	43.096	13.06
13/07/22	11:33:24	43.096	13.06
13/07/22	11:33:25	43.079	13.06
13/07/22	11:33:26	43.096	13.06
13/07/22	11:33:27	43.096	13.06
13/07/22	11:33:28	43.079	13.06
13/07/22	11:33:29	43.079	13.06
13/07/22	11:33:30	43.079	13.06
13/07/22	11:33:31	43.096	13.06
13/07/22	11:33:32	43.079	13.06
13/07/22	11:33:33	43.096	13.06
13/07/22	11:33:34	43.096	13.06
13/07/22	11:33:35	43.096	13.06
13/07/22	11:33:36	43.096	13.06
13/07/22	11:33:37	43.096	13.06
13/07/22	11:33:38	43.096	13.06
13/07/22	11:33:39	43.096	13.06
13/07/22	11:33:40	43.096	13.06
13/07/22	11:33:41	43.096	13.06
13/07/22	11:33:42	43.096	13.06
13/07/22	11:33:43	43.096	13.06
13/07/22	11:33:44	43.079	13.06
13/07/22	11:33:45	43.096	13.06
13/07/22	11:33:46	43.079	13.06
13/07/22	11:33:47	43.079	13.06
13/07/22	11:33:48	43.096	13.06
13/07/22	11:33:49	43.096	13.06
13/07/22	11:33:50	43.096	13.06

13/07/22	11:33:51	43.096	13.06
13/07/22	11:33:52	43.096	13.06
13/07/22	11:33:53	43.096	13.06
13/07/22	11:33:54	43.096	13.06
13/07/22	11:33:55	43.079	13.06
13/07/22	11:33:56	43.096	13.06
13/07/22	11:33:57	43.096	13.06
13/07/22	11:33:58	43.096	13.06
13/07/22	11:33:59	43.096	13.06
13/07/22	11:34:00	43.096	13.06
13/07/22	11:34:01	43.096	13.06
13/07/22	11:34:02	43.096	13.06
13/07/22	11:34:03	43.096	13.06
13/07/22	11:34:04	43.096	13.06
13/07/22	11:34:05	43.096	13.06
13/07/22	11:34:06	43.096	13.06
13/07/22	11:34:07	43.096	13.06
13/07/22	11:34:08	43.096	13.06
13/07/22	11:34:09	43.096	13.06
13/07/22	11:34:10	43.096	13.06
13/07/22	11:34:11	43.096	13.06
13/07/22	11:34:12	43.079	13.06
13/07/22	11:34:13	43.096	13.06
13/07/22	11:34:14	43.096	13.06
13/07/22	11:34:15	43.096	13.06
13/07/22	11:34:16	43.096	13.06
13/07/22	11:34:17	43.079	13.06
13/07/22	11:34:18	43.096	13.06
13/07/22	11:34:19	43.096	13.06
13/07/22	11:34:20	43.096	13.06
13/07/22	11:34:21	43.096	13.06
13/07/22	11:34:22	43.096	13.06
13/07/22	11:34:23	43.096	13.06
13/07/22	11:34:24	43.079	13.06
13/07/22	11:34:25	43.096	13.06
13/07/22	11:34:26	43.096	13.06
13/07/22	11:34:27	43.096	13.06
13/07/22	11:34:28	43.096	13.06
13/07/22	11:34:29	43.096	13.06
13/07/22	11:34:30	43.096	13.06
13/07/22	11:34:31	43.096	13.06
13/07/22	11:34:32	43.096	13.06
13/07/22	11:34:33	43.096	13.06
13/07/22	11:34:34	43.096	13.06
13/07/22	11:34:35	43.096	13.06
13/07/22	11:34:36	43.096	13.06
13/07/22	11:34:37	43.096	13.06
13/07/22	11:34:38	43.096	13.06
13/07/22	11:34:39	43.096	13.06
13/07/22	11:34:40	43.096	13.06
13/07/22	11:34:41	43.096	13.06
13/07/22	11:34:42	43.096	13.06
13/07/22	11:34:43	43.096	13.06
13/07/22	11:34:44	43.096	13.06
13/07/22	11:34:45	43.096	13.06
13/07/22	11:34:46	43.096	13.06
13/07/22	11:34:47	43.096	13.06
13/07/22	11:34:48	43.096	13.06
13/07/22	11:34:49	43.096	13.06
13/07/22	11:34:50	43.096	13.06
13/07/22	11:34:51	43.096	13.06
13/07/22	11:34:52	43.096	13.06
13/07/22	11:34:53	43.096	13.06
13/07/22	11:34:54	43.096	13.06
13/07/22	11:34:55	43.096	13.06
13/07/22	11:34:56	43.096	13.06
13/07/22	11:34:57	43.096	13.06
13/07/22	11:34:58	43.096	13.06
13/07/22	11:34:59	43.096	13.06
13/07/22	11:35:00	43.096	13.06
13/07/22	11:35:01	43.096	13.06
13/07/22	11:35:02	43.096	13.06

13/07/22	11:35:03	43.096	13.06
13/07/22	11:35:04	43.096	13.06
13/07/22	11:35:05	43.096	13.06
13/07/22	11:35:06	43.096	13.06
13/07/22	11:35:07	43.096	13.06
13/07/22	11:35:08	43.096	13.06
13/07/22	11:35:09	43.096	13.06
13/07/22	11:35:10	43.096	13.06
13/07/22	11:35:11	43.079	13.06
13/07/22	11:35:12	43.096	13.06
13/07/22	11:35:13	43.096	13.06
13/07/22	11:35:14	43.096	13.06
13/07/22	11:35:15	43.096	13.06
13/07/22	11:35:16	43.096	13.06
13/07/22	11:35:17	43.096	13.06
13/07/22	11:35:18	43.096	13.06
13/07/22	11:35:19	43.096	13.06
13/07/22	11:35:20	43.096	13.06
13/07/22	11:35:21	43.096	13.06
13/07/22	11:35:22	43.096	13.06
13/07/22	11:35:23	43.096	13.06
13/07/22	11:35:24	43.096	13.06
13/07/22	11:35:25	43.096	13.06
13/07/22	11:35:26	43.079	13.06
13/07/22	11:35:27	43.096	13.06
13/07/22	11:35:28	43.096	13.06
13/07/22	11:35:29	43.096	13.06
13/07/22	11:35:30	43.096	13.06
13/07/22	11:35:31	43.096	13.06
13/07/22	11:35:32	43.096	13.06
13/07/22	11:35:33	43.096	13.06
13/07/22	11:35:34	43.096	13.06
13/07/22	11:35:35	43.096	13.06
13/07/22	11:35:36	43.096	13.06
13/07/22	11:35:37	43.096	13.06
13/07/22	11:35:38	43.096	13.06
13/07/22	11:35:39	43.096	13.06
13/07/22	11:35:40	43.096	13.06
13/07/22	11:35:41	43.096	13.06
13/07/22	11:35:42	43.096	13.06
13/07/22	11:35:43	43.096	13.06
13/07/22	11:35:44	43.096	13.06
13/07/22	11:35:45	43.096	13.06
13/07/22	11:35:46	43.096	13.06
13/07/22	11:35:47	43.096	13.06
13/07/22	11:35:48	43.096	13.06
13/07/22	11:35:49	43.096	13.06
13/07/22	11:35:50	43.096	13.06
13/07/22	11:35:51	43.096	13.06
13/07/22	11:35:52	43.096	13.06
13/07/22	11:35:53	43.096	13.06
13/07/22	11:35:54	43.096	13.06
13/07/22	11:35:55	43.096	13.06
13/07/22	11:35:56	43.096	13.06
13/07/22	11:35:57	43.096	13.06
13/07/22	11:35:58	43.096	13.06
13/07/22	11:35:59	43.096	13.06
13/07/22	11:36:00	43.096	13.06
13/07/22	11:36:01	43.096	13.06
13/07/22	11:36:02	43.096	13.06
13/07/22	11:36:03	43.096	13.06
13/07/22	11:36:04	43.096	13.06
13/07/22	11:36:05	43.096	13.06
13/07/22	11:36:06	43.096	13.06
13/07/22	11:36:07	43.096	13.06
13/07/22	11:36:08	43.096	13.06
13/07/22	11:36:09	43.096	13.06
13/07/22	11:36:10	43.096	13.06
13/07/22	11:36:11	43.096	13.06
13/07/22	11:36:12	43.096	13.06
13/07/22	11:36:13	43.096	13.06
13/07/22	11:36:14	43.096	13.06

13/07/22	11:36:15	43.096	13.06
13/07/22	11:36:16	43.096	13.06
13/07/22	11:36:17	43.096	13.06
13/07/22	11:36:18	43.096	13.06
13/07/22	11:36:19	43.096	13.06
13/07/22	11:36:20	43.096	13.06
13/07/22	11:36:21	43.096	13.06
13/07/22	11:36:22	43.096	13.06
13/07/22	11:36:23	43.096	13.06
13/07/22	11:36:24	43.096	13.06
13/07/22	11:36:25	43.096	13.06
13/07/22	11:36:26	43.096	13.06
13/07/22	11:36:27	43.096	13.06
13/07/22	11:36:28	43.096	13.06
13/07/22	11:36:29	43.096	13.06
13/07/22	11:36:30	43.096	13.06
13/07/22	11:36:31	43.096	13.06
13/07/22	11:36:32	43.096	13.06
13/07/22	11:36:33	43.096	13.06
13/07/22	11:36:34	43.096	13.06
13/07/22	11:36:35	43.096	13.06
13/07/22	11:36:36	43.096	13.06
13/07/22	11:36:37	43.096	13.06
13/07/22	11:36:38	43.096	13.06
13/07/22	11:36:39	43.096	13.06
13/07/22	11:36:40	43.096	13.06
13/07/22	11:36:41	43.096	13.06
13/07/22	11:36:42	43.096	13.06
13/07/22	11:36:43	43.096	13.06
13/07/22	11:36:44	43.096	13.06
13/07/22	11:36:45	43.096	13.06
13/07/22	11:36:46	43.096	13.06
13/07/22	11:36:47	43.096	13.06
13/07/22	11:36:48	43.096	13.06
13/07/22	11:36:49	43.096	13.06
13/07/22	11:36:50	43.096	13.06
13/07/22	11:36:51	43.096	13.06
13/07/22	11:36:52	43.096	13.06
13/07/22	11:36:53	43.096	13.06
13/07/22	11:36:54	43.096	13.06
13/07/22	11:36:55	43.096	13.06
13/07/22	11:36:56	43.096	13.06
13/07/22	11:36:57	43.096	13.06
13/07/22	11:36:58	43.096	13.06
13/07/22	11:36:59	43.096	13.06
13/07/22	11:37:00	43.096	13.06
13/07/22	11:37:01	43.096	13.06
13/07/22	11:37:02	43.096	13.06
13/07/22	11:37:03	43.096	13.06
13/07/22	11:37:04	43.096	13.06
13/07/22	11:37:05	43.096	13.06
13/07/22	11:37:06	43.096	13.06
13/07/22	11:37:07	43.096	13.06
13/07/22	11:37:08	43.096	13.06
13/07/22	11:37:09	43.096	13.06
13/07/22	11:37:10	43.096	13.06
13/07/22	11:37:11	43.096	13.06
13/07/22	11:37:12	43.096	13.06
13/07/22	11:37:13	43.096	13.06
13/07/22	11:37:14	43.096	13.06
13/07/22	11:37:15	43.096	13.06
13/07/22	11:37:16	43.096	13.06
13/07/22	11:37:17	43.096	13.06
13/07/22	11:37:18	43.096	13.06
13/07/22	11:37:19	43.096	13.06
13/07/22	11:37:20	43.096	13.06
13/07/22	11:37:21	43.096	13.06
13/07/22	11:37:22	43.096	13.06
13/07/22	11:37:23	43.096	13.06
13/07/22	11:37:24	43.096	13.06
13/07/22	11:37:25	43.096	13.06
13/07/22	11:37:26	43.096	13.06

13/07/22	11:37:27	43.096	13.06
13/07/22	11:37:28	43.096	13.06
13/07/22	11:37:29	43.096	13.06
13/07/22	11:37:30	43.096	13.06
13/07/22	11:37:31	43.096	13.06
13/07/22	11:37:32	43.096	13.06
13/07/22	11:37:33	43.096	13.06
13/07/22	11:37:34	43.096	13.06
13/07/22	11:37:35	43.096	13.06
13/07/22	11:37:36	43.096	13.06
13/07/22	11:37:37	43.096	13.06
13/07/22	11:37:38	43.096	13.06
13/07/22	11:37:39	43.096	13.06
13/07/22	11:37:40	43.096	13.06
13/07/22	11:37:41	43.096	13.06
13/07/22	11:37:42	43.096	13.06
13/07/22	11:37:43	43.096	13.06
13/07/22	11:37:44	43.096	13.06
13/07/22	11:37:45	43.096	13.06
13/07/22	11:37:46	43.096	13.06
13/07/22	11:37:47	43.096	13.06
13/07/22	11:37:48	43.096	13.06
13/07/22	11:37:49	43.096	13.06
13/07/22	11:37:50	43.096	13.06
13/07/22	11:37:51	43.096	13.06
13/07/22	11:37:52	43.096	13.06
13/07/22	11:37:53	43.096	13.06
13/07/22	11:37:54	43.096	13.06
13/07/22	11:37:55	43.096	13.06
13/07/22	11:37:56	43.096	13.06
13/07/22	11:37:57	43.096	13.06
13/07/22	11:37:58	43.096	13.06
13/07/22	11:37:59	43.096	13.06
13/07/22	11:38:00	43.096	13.06
13/07/22	11:38:01	43.096	13.06
13/07/22	11:38:02	43.096	13.06
13/07/22	11:38:03	43.096	13.06
13/07/22	11:38:04	43.096	13.06
13/07/22	11:38:05	43.096	13.06
13/07/22	11:38:06	43.096	13.06
13/07/22	11:38:07	43.096	13.06
13/07/22	11:38:08	43.096	13.06
13/07/22	11:38:09	43.096	13.06
13/07/22	11:38:10	43.096	13.06
13/07/22	11:38:11	43.096	13.06
13/07/22	11:38:12	43.096	13.06
13/07/22	11:38:13	43.096	13.06
13/07/22	11:38:14	43.096	13.06
13/07/22	11:38:15	43.096	13.06
13/07/22	11:38:16	43.096	13.06
13/07/22	11:38:17	43.096	13.06
13/07/22	11:38:18	43.096	13.06
13/07/22	11:38:19	43.096	13.06
13/07/22	11:38:20	43.096	13.06
13/07/22	11:38:21	43.096	13.06
13/07/22	11:38:22	43.096	13.06
13/07/22	11:38:23	43.096	13.06
13/07/22	11:38:24	43.096	13.06
13/07/22	11:38:25	43.096	13.06
13/07/22	11:38:26	43.096	13.06
13/07/22	11:38:27	43.096	13.06
13/07/22	11:38:28	43.096	13.06
13/07/22	11:38:29	43.096	13.06
13/07/22	11:38:30	43.096	13.06
13/07/22	11:38:31	43.096	13.06
13/07/22	11:38:32	43.096	13.06
13/07/22	11:38:33	43.112	13.06
13/07/22	11:38:34	43.096	13.06
13/07/22	11:38:35	43.096	13.06
13/07/22	11:38:36	43.096	13.06
13/07/22	11:38:37	43.096	13.06
13/07/22	11:38:38	43.096	13.06

13/07/22	11:38:39	43.096	13.06
13/07/22	11:38:40	43.096	13.06
13/07/22	11:38:41	43.096	13.06
13/07/22	11:38:42	43.096	13.06
13/07/22	11:38:43	43.096	13.06
13/07/22	11:38:44	43.096	13.06
13/07/22	11:38:45	43.112	13.06
13/07/22	11:38:46	43.096	13.06
13/07/22	11:38:47	43.096	13.06
13/07/22	11:38:48	43.096	13.06
13/07/22	11:38:49	43.096	13.06
13/07/22	11:38:50	43.096	13.06
13/07/22	11:38:51	43.112	13.06
13/07/22	11:38:52	43.096	13.06
13/07/22	11:38:53	43.096	13.06
13/07/22	11:38:54	43.096	13.06
13/07/22	11:38:55	43.096	13.06
13/07/22	11:38:56	43.096	13.06
13/07/22	11:38:57	43.112	13.06
13/07/22	11:38:58	43.096	13.06
13/07/22	11:38:59	43.096	13.06
13/07/22	11:39:00	43.096	13.06
13/07/22	11:39:01	43.096	13.06
13/07/22	11:39:02	43.096	13.06
13/07/22	11:39:03	43.096	13.06
13/07/22	11:39:04	43.096	13.06
13/07/22	11:39:05	43.096	13.06
13/07/22	11:39:06	43.096	13.06
13/07/22	11:39:07	43.096	13.06
13/07/22	11:39:08	43.096	13.06
13/07/22	11:39:09	43.096	13.06
13/07/22	11:39:10	43.096	13.06
13/07/22	11:39:11	43.096	13.06
13/07/22	11:39:12	43.096	13.06
13/07/22	11:39:13	43.096	13.06
13/07/22	11:39:14	43.096	13.06
13/07/22	11:39:15	43.096	13.06
13/07/22	11:39:16	43.096	13.06
13/07/22	11:39:17	43.096	13.06
13/07/22	11:39:18	43.096	13.06
13/07/22	11:39:19	43.096	13.06
13/07/22	11:39:20	43.096	13.06
13/07/22	11:39:21	43.112	13.06
13/07/22	11:39:22	43.096	13.06
13/07/22	11:39:23	43.096	13.06
13/07/22	11:39:24	43.096	13.06
13/07/22	11:39:25	43.096	13.06
13/07/22	11:39:26	43.096	13.06
13/07/22	11:39:27	43.096	13.06
13/07/22	11:39:28	43.096	13.06
13/07/22	11:39:29	43.096	13.06
13/07/22	11:39:30	43.096	13.06
13/07/22	11:39:31	43.096	13.06
13/07/22	11:39:32	43.096	13.06
13/07/22	11:39:33	43.096	13.06
13/07/22	11:39:34	43.096	13.06
13/07/22	11:39:35	43.096	13.06
13/07/22	11:39:36	43.096	13.06
13/07/22	11:39:37	43.096	13.06
13/07/22	11:39:38	43.096	13.06
13/07/22	11:39:39	43.096	13.06
13/07/22	11:39:40	43.096	13.06
13/07/22	11:39:41	43.096	13.06
13/07/22	11:39:42	43.096	13.06
13/07/22	11:39:43	43.096	13.06
13/07/22	11:39:44	43.096	13.06
13/07/22	11:39:45	43.096	13.06
13/07/22	11:39:46	43.096	13.06
13/07/22	11:39:47	43.096	13.06
13/07/22	11:39:48	43.096	13.06
13/07/22	11:39:49	43.096	13.06
13/07/22	11:39:50	43.096	13.06

13/07/22	11:39:51	43.096	13.06
13/07/22	11:39:52	43.096	13.06
13/07/22	11:39:53	43.096	13.06
13/07/22	11:39:54	43.096	13.06
13/07/22	11:39:55	43.096	13.06
13/07/22	11:39:56	43.096	13.06
13/07/22	11:39:57	43.096	13.06
13/07/22	11:39:58	43.096	13.06
13/07/22	11:39:59	43.096	13.06
13/07/22	11:40:00	43.096	13.06
13/07/22	11:40:01	43.096	13.06
13/07/22	11:40:02	43.096	13.06
13/07/22	11:40:03	43.112	13.06
13/07/22	11:40:04	43.096	13.06
13/07/22	11:40:05	43.096	13.06
13/07/22	11:40:06	43.096	13.06
13/07/22	11:40:07	43.096	13.06
13/07/22	11:40:08	43.096	13.06
13/07/22	11:40:09	43.096	13.06
13/07/22	11:40:10	43.096	13.06
13/07/22	11:40:11	43.096	13.06
13/07/22	11:40:12	43.096	13.06
13/07/22	11:40:13	43.096	13.06
13/07/22	11:40:14	43.096	13.06
13/07/22	11:40:15	43.096	13.06
13/07/22	11:40:16	43.096	13.06
13/07/22	11:40:17	43.096	13.06
13/07/22	11:40:18	43.096	13.06
13/07/22	11:40:19	43.096	13.06
13/07/22	11:40:20	43.096	13.06
13/07/22	11:40:21	43.096	13.06
13/07/22	11:40:22	43.096	13.06
13/07/22	11:40:23	43.096	13.06
13/07/22	11:40:24	43.096	13.06
13/07/22	11:40:25	43.096	13.06
13/07/22	11:40:26	43.096	13.06
13/07/22	11:40:27	43.096	13.06
13/07/22	11:40:28	43.096	13.06
13/07/22	11:40:29	43.096	13.06
13/07/22	11:40:30	43.096	13.06
13/07/22	11:40:31	43.096	13.06
13/07/22	11:40:32	43.096	13.06
13/07/22	11:40:33	43.096	13.06
13/07/22	11:40:34	43.096	13.06
13/07/22	11:40:35	43.096	13.06
13/07/22	11:40:36	43.096	13.06
13/07/22	11:40:37	43.096	13.06
13/07/22	11:40:38	43.096	13.06
13/07/22	11:40:39	43.112	13.06
13/07/22	11:40:40	43.096	13.06
13/07/22	11:40:41	43.096	13.06
13/07/22	11:40:42	43.096	13.06
13/07/22	11:40:43	43.096	13.06
13/07/22	11:40:44	43.096	13.06
13/07/22	11:40:45	43.112	13.06
13/07/22	11:40:46	43.096	13.06
13/07/22	11:40:47	43.096	13.06
13/07/22	11:40:48	43.096	13.06
13/07/22	11:40:49	43.096	13.06
13/07/22	11:40:50	43.096	13.06
13/07/22	11:40:51	43.096	13.06
13/07/22	11:40:52	43.096	13.06
13/07/22	11:40:53	43.096	13.06
13/07/22	11:40:54	43.096	13.06
13/07/22	11:40:55	43.096	13.06
13/07/22	11:40:56	43.096	13.06
13/07/22	11:40:57	43.112	13.06
13/07/22	11:40:58	43.096	13.06
13/07/22	11:40:59	43.096	13.06
13/07/22	11:41:00	43.096	13.06
13/07/22	11:41:01	43.096	13.06
13/07/22	11:41:02	43.096	13.06

13/07/22	11:41:03	43.112	13.06
13/07/22	11:41:04	43.096	13.06
13/07/22	11:41:05	43.096	13.06
13/07/22	11:41:06	43.096	13.06
13/07/22	11:41:07	43.096	13.06
13/07/22	11:41:08	43.096	13.06
13/07/22	11:41:09	43.112	13.06
13/07/22	11:41:10	43.096	13.06
13/07/22	11:41:11	43.096	13.06
13/07/22	11:41:12	43.096	13.06
13/07/22	11:41:13	43.096	13.06
13/07/22	11:41:14	43.096	13.06
13/07/22	11:41:15	43.096	13.06
13/07/22	11:41:16	43.096	13.06
13/07/22	11:41:17	43.096	13.06
13/07/22	11:41:18	43.096	13.06
13/07/22	11:41:19	43.096	13.06
13/07/22	11:41:20	43.096	13.06
13/07/22	11:41:21	43.112	13.06
13/07/22	11:41:22	43.096	13.06
13/07/22	11:41:23	43.096	13.06
13/07/22	11:41:24	43.096	13.06
13/07/22	11:41:25	43.096	13.06
13/07/22	11:41:26	43.096	13.06
13/07/22	11:41:27	43.112	13.06
13/07/22	11:41:28	43.096	13.06
13/07/22	11:41:29	43.096	13.06
13/07/22	11:41:30	43.096	13.06
13/07/22	11:41:31	43.112	13.06
13/07/22	11:41:32	43.112	13.06
13/07/22	11:41:33	43.112	13.06
13/07/22	11:41:34	43.096	13.06
13/07/22	11:41:35	43.096	13.06
13/07/22	11:41:36	43.096	13.06
13/07/22	11:41:37	43.096	13.06
13/07/22	11:41:38	43.096	13.06
13/07/22	11:41:39	43.112	13.06
13/07/22	11:41:40	43.096	13.06
13/07/22	11:41:41	43.096	13.06
13/07/22	11:41:42	43.096	13.06
13/07/22	11:41:43	43.096	13.06
13/07/22	11:41:44	43.096	13.06
13/07/22	11:41:45	43.112	13.06
13/07/22	11:41:46	43.096	13.06
13/07/22	11:41:47	43.096	13.06
13/07/22	11:41:48	43.096	13.06
13/07/22	11:41:49	43.096	13.06
13/07/22	11:41:50	43.096	13.06
13/07/22	11:41:51	43.112	13.06
13/07/22	11:41:52	43.096	13.06
13/07/22	11:41:53	43.112	13.06
13/07/22	11:41:54	43.096	13.06
13/07/22	11:41:55	43.096	13.06
13/07/22	11:41:56	43.096	13.06
13/07/22	11:41:57	43.096	13.06
13/07/22	11:41:58	43.096	13.06
13/07/22	11:41:59	43.096	13.06
13/07/22	11:42:00	43.096	13.06
13/07/22	11:42:01	43.096	13.06
13/07/22	11:42:02	43.096	13.06
13/07/22	11:42:03	43.112	13.06
13/07/22	11:42:04	43.096	13.06
13/07/22	11:42:05	43.096	13.06
13/07/22	11:42:06	43.096	13.06
13/07/22	11:42:07	43.096	13.06
13/07/22	11:42:08	43.096	13.06
13/07/22	11:42:09	43.112	13.06
13/07/22	11:42:10	43.096	13.06
13/07/22	11:42:11	43.096	13.06
13/07/22	11:42:12	43.096	13.06
13/07/22	11:42:13	43.096	13.06
13/07/22	11:42:14	43.096	13.06

13/07/22	11:42:15	43.112	13.06
13/07/22	11:42:16	43.096	13.06
13/07/22	11:42:17	43.096	13.06
13/07/22	11:42:18	43.096	13.06
13/07/22	11:42:19	43.096	13.06
13/07/22	11:42:20	43.096	13.06
13/07/22	11:42:21	43.096	13.06
13/07/22	11:42:22	43.096	13.06
13/07/22	11:42:23	43.096	13.06
13/07/22	11:42:24	43.096	13.06
13/07/22	11:42:25	43.096	13.06
13/07/22	11:42:26	43.096	13.06
13/07/22	11:42:27	43.112	13.06
13/07/22	11:42:28	43.096	13.06
13/07/22	11:42:29	43.096	13.06
13/07/22	11:42:30	43.096	13.06
13/07/22	11:42:31	43.096	13.06
13/07/22	11:42:32	43.096	13.06
13/07/22	11:42:33	43.112	13.06
13/07/22	11:42:34	43.112	13.06
13/07/22	11:42:35	43.096	13.06
13/07/22	11:42:36	43.112	13.06
13/07/22	11:42:37	43.096	13.06
13/07/22	11:42:38	43.096	13.06
13/07/22	11:42:39	43.096	13.06
13/07/22	11:42:40	43.096	13.06
13/07/22	11:42:41	43.096	13.06
13/07/22	11:42:42	43.096	13.06
13/07/22	11:42:43	43.096	13.06
13/07/22	11:42:44	43.096	13.06
13/07/22	11:42:45	43.096	13.06
13/07/22	11:42:46	43.096	13.06
13/07/22	11:42:47	43.096	13.06
13/07/22	11:42:48	43.096	13.06
13/07/22	11:42:49	43.096	13.06
13/07/22	11:42:50	43.096	13.06
13/07/22	11:42:51	43.112	13.06
13/07/22	11:42:52	43.112	13.06
13/07/22	11:42:53	43.096	13.06
13/07/22	11:42:54	43.096	13.06
13/07/22	11:42:55	43.096	13.06
13/07/22	11:42:56	43.096	13.06
13/07/22	11:42:57	43.112	13.06
13/07/22	11:42:58	43.096	13.06
13/07/22	11:42:59	43.112	13.06
13/07/22	11:43:00	43.096	13.06
13/07/22	11:43:01	43.096	13.06
13/07/22	11:43:02	43.096	13.06
13/07/22	11:43:03	43.112	13.06
13/07/22	11:43:04	43.096	13.06
13/07/22	11:43:05	43.112	13.06
13/07/22	11:43:06	43.096	13.06
13/07/22	11:43:07	43.096	13.06
13/07/22	11:43:08	43.112	13.06
13/07/22	11:43:09	43.112	13.06
13/07/22	11:43:10	43.096	13.06
13/07/22	11:43:11	43.096	13.06
13/07/22	11:43:12	43.112	13.06
13/07/22	11:43:13	43.096	13.06
13/07/22	11:43:14	43.112	13.06
13/07/22	11:43:15	43.112	13.06
13/07/22	11:43:16	43.096	13.06
13/07/22	11:43:17	43.096	13.06
13/07/22	11:43:18	43.096	13.06
13/07/22	11:43:19	43.096	13.06
13/07/22	11:43:20	43.096	13.06
13/07/22	11:43:21	43.112	13.06
13/07/22	11:43:22	43.112	13.06
13/07/22	11:43:23	43.096	13.06
13/07/22	11:43:24	43.096	13.06
13/07/22	11:43:25	43.112	13.06
13/07/22	11:43:26	43.096	13.06

13/07/22	11:43:27	43.096	13.06
13/07/22	11:43:28	43.096	13.06
13/07/22	11:43:29	43.096	13.06
13/07/22	11:43:30	43.129	13.06
13/07/22	11:43:31	43.331	13.06
13/07/22	11:43:32	41.899	13.06
13/07/22	11:43:33	39.219	13.06
13/07/22	11:43:34	36.961	13.06
13/07/22	11:43:35	35.174	13.06
13/07/22	11:43:36	34.213	13.06
13/07/22	11:43:37	33.624	13.06
13/07/22	11:43:38	33.607	13.06
13/07/22	11:43:39	33.607	13.06
13/07/22	11:43:40	33.607	13.06
13/07/22	11:43:41	33.607	13.06
13/07/22	11:43:42	33.607	13.06
13/07/22	11:43:43	33.607	13.06
13/07/22	11:43:44	33.59	13.06
13/07/22	11:43:45	33.59	13.06
13/07/22	11:43:46	33.607	13.06
13/07/22	11:43:47	33.607	13.06
13/07/22	11:43:48	33.607	13.06
13/07/22	11:43:49	33.607	13.06
13/07/22	11:43:50	33.607	13.06
13/07/22	11:43:51	33.607	13.13
13/07/22	11:43:52	33.607	13.13
13/07/22	11:43:53	33.607	13.13
13/07/22	11:43:54	33.607	13.13
13/07/22	11:43:55	33.607	13.13
13/07/22	11:43:56	33.607	13.13
13/07/22	11:43:57	33.607	13.19
13/07/22	11:43:58	33.607	13.19

MemoryAddress: 20282
Unit Of Measure: FT
Calibration Factor #1: 2022
Calibration Factor #2: 3729
Logger ID: #B04198
Job Number: 20928
Well Number: 0BW13
Depth Below Datum : 0006.55
Sampling Interval: 1 sec.
Start Date: 13/06/21 12:25:55

Date	Time	Uncomp.HT.WTR.	Temp.°C
13/06/21	12:25:55	34.046	21.63
13/06/21	12:25:56	34.046	21.63
13/06/21	12:25:57	34.046	21.63
13/06/21	12:25:58	34.046	21.63
13/06/21	12:25:59	34.046	21.63
13/06/21	12:26:00	34.046	21.63
13/06/21	12:26:01	34.046	21.63
13/06/21	12:26:02	34.029	21.63
13/06/21	12:26:03	34.046	21.63
13/06/21	12:26:04	34.046	21.63
13/06/21	12:26:05	34.046	21.63
13/06/21	12:26:06	34.046	21.63
13/06/21	12:26:07	34.046	21.63
13/06/21	12:26:08	34.046	21.63
13/06/21	12:26:09	34.046	21.63
13/06/21	12:26:10	34.046	21.63
13/06/21	12:26:11	34.046	21.69
13/06/21	12:26:12	34.046	21.69
13/06/21	12:26:13	34.046	21.69
13/06/21	12:26:14	34.046	21.69
13/06/21	12:26:15	34.046	21.69
13/06/21	12:26:16	34.046	21.69
13/06/21	12:26:17	34.046	21.69
13/06/21	12:26:18	34.046	21.69
13/06/21	12:26:19	34.046	21.69
13/06/21	12:26:20	34.046	21.69
13/06/21	12:26:21	34.046	21.69
13/06/21	12:26:22	34.046	21.75
13/06/21	12:26:23	34.046	21.75
13/06/21	12:26:24	34.046	21.75
13/06/21	12:26:25	34.046	21.75
13/06/21	12:26:26	34.046	21.75
13/06/21	12:26:27	34.046	21.75
13/06/21	12:26:28	34.046	21.75
13/06/21	12:26:29	34.046	21.75
13/06/21	12:26:30	34.046	21.75
13/06/21	12:26:31	34.046	21.81
13/06/21	12:26:32	34.046	21.81
13/06/21	12:26:33	34.046	21.81
13/06/21	12:26:34	34.046	21.81
13/06/21	12:26:35	34.046	21.81
13/06/21	12:26:36	34.046	21.81
13/06/21	12:26:37	34.046	21.81
13/06/21	12:26:38	34.046	21.81
13/06/21	12:26:39	34.046	21.81
13/06/21	12:26:40	34.046	21.88
13/06/21	12:26:41	34.046	21.88
13/06/21	12:26:42	34.046	21.88
13/06/21	12:26:43	34.046	21.88
13/06/21	12:26:44	34.046	21.88

13/06/21	12:26:45	34.046	21.88
13/06/21	12:26:46	34.046	21.88
13/06/21	12:26:47	34.046	21.88
13/06/21	12:26:48	34.046	21.94
13/06/21	12:26:49	34.046	21.94
13/06/21	12:26:50	34.046	21.94
13/06/21	12:26:51	34.046	21.94
13/06/21	12:26:52	34.046	21.94
13/06/21	12:26:53	34.046	21.94
13/06/21	12:26:54	34.046	21.94
13/06/21	12:26:55	34.046	21.94
13/06/21	12:26:56	34.046	21.94
13/06/21	12:26:57	34.046	21.94
13/06/21	12:26:58	34.046	22
13/06/21	12:26:59	34.046	22
13/06/21	12:27:00	34.046	22
13/06/21	12:27:01	34.046	22
13/06/21	12:27:02	34.046	22
13/06/21	12:27:03	34.046	22
13/06/21	12:27:04	34.046	22
13/06/21	12:27:05	34.046	22
13/06/21	12:27:06	34.046	22
13/06/21	12:27:07	34.046	22
13/06/21	12:27:08	34.046	22.06
13/06/21	12:27:09	34.046	22.06
13/06/21	12:27:10	34.046	22.06
13/06/21	12:27:11	34.046	22.06
13/06/21	12:27:12	34.046	22.06
13/06/21	12:27:13	34.046	22.06
13/06/21	12:27:14	34.046	22.06
13/06/21	12:27:15	34.046	22.06
13/06/21	12:27:16	34.046	22.06
13/06/21	12:27:17	34.046	22.06
13/06/21	12:27:18	34.046	22.13
13/06/21	12:27:19	34.046	22.13
13/06/21	12:27:20	34.046	22.13
13/06/21	12:27:21	34.046	22.13
13/06/21	12:27:22	34.029	22.13
13/06/21	12:27:23	34.029	22.13
13/06/21	12:27:24	34.029	22.13
13/06/21	12:27:25	34.046	22.13
13/06/21	12:27:26	34.046	22.13
13/06/21	12:27:27	34.029	22.13
13/06/21	12:27:28	34.029	22.13
13/06/21	12:27:29	34.029	22.19
13/06/21	12:27:30	34.046	22.19
13/06/21	12:27:31	34.029	22.19
13/06/21	12:27:32	34.029	22.19
13/06/21	12:27:33	34.046	22.19
13/06/21	12:27:34	34.029	22.19
13/06/21	12:27:35	34.029	22.19
13/06/21	12:27:36	34.029	22.19
13/06/21	12:27:37	34.029	22.19
13/06/21	12:27:38	34.029	22.19
13/06/21	12:27:39	34.029	22.19
13/06/21	12:27:40	34.029	22.19
13/06/21	12:27:41	34.029	22.19
13/06/21	12:27:42	34.029	22.19
13/06/21	12:27:43	34.029	22.25
13/06/21	12:27:44	34.029	22.25
13/06/21	12:27:45	34.029	22.25

13/06/21	12:27:46	34.029	22.25
13/06/21	12:27:47	34.029	22.25
13/06/21	12:27:48	34.029	22.25
13/06/21	12:27:49	34.029	22.25
13/06/21	12:27:50	34.029	22.25
13/06/21	12:27:51	34.046	22.25
13/06/21	12:27:52	34.046	22.25
13/06/21	12:27:53	34.046	22.25
13/06/21	12:27:54	34.046	22.25
13/06/21	12:27:55	34.046	22.25
13/06/21	12:27:56	34.046	22.25
13/06/21	12:27:57	34.046	22.25
13/06/21	12:27:58	34.046	22.31
13/06/21	12:27:59	34.046	22.31
13/06/21	12:28:00	34.046	22.31
13/06/21	12:28:01	34.046	22.31
13/06/21	12:28:02	34.046	22.31
13/06/21	12:28:03	34.046	22.31
13/06/21	12:28:04	34.046	22.31
13/06/21	12:28:05	34.046	22.31
13/06/21	12:28:06	34.046	22.31
13/06/21	12:28:07	33.995	22.31
13/06/21	12:28:08	34.046	22.31
13/06/21	12:28:09	34.046	22.31
13/06/21	12:28:10	34.046	22.31
13/06/21	12:28:11	34.046	22.31
13/06/21	12:28:12	34.08	22.31
13/06/21	12:28:13	34.063	22.38
13/06/21	12:28:14	34.063	22.38
13/06/21	12:28:15	34.063	22.38
13/06/21	12:28:16	37.359	22.38
13/06/21	12:28:17	40.722	22.38
13/06/21	12:28:18	43.033	22.38
13/06/21	12:28:19	43.746	22.38
13/06/21	12:28:20	44.154	22.38
13/06/21	12:28:21	45.615	22.38
13/06/21	12:28:22	47.042	22.38
13/06/21	12:28:23	46.889	22.31
13/06/21	12:28:24	47.025	22.31
13/06/21	12:28:25	46.991	22.31
13/06/21	12:28:26	47.042	22.25
13/06/21	12:28:27	47.042	22.25
13/06/21	12:28:28	47.025	22.19
13/06/21	12:28:29	47.042	22.19
13/06/21	12:28:30	47.008	22.13
13/06/21	12:28:31	47.042	22.13
13/06/21	12:28:32	45.802	22.06
13/06/21	12:28:33	44.63	22
13/06/21	12:28:34	41.742	22
13/06/21	12:28:35	41.249	21.94
13/06/21	12:28:36	41.266	21.88
13/06/21	12:28:37	41.181	21.88
13/06/21	12:28:38	41.011	21.81
13/06/21	12:28:39	40.875	21.75
13/06/21	12:28:40	41.147	21.75
13/06/21	12:28:41	42.676	21.69
13/06/21	12:28:42	44.103	21.63
13/06/21	12:28:43	44.205	21.56
13/06/21	12:28:44	44.222	21.56
13/06/21	12:28:45	44.222	21.5
13/06/21	12:28:46	44.222	21.44

13/06/21	12:28:47	44.222	21.38
13/06/21	12:28:48	44.222	21.38
13/06/21	12:28:49	44.222	21.31
13/06/21	12:28:50	44.222	21.25
13/06/21	12:28:51	44.222	21.19
13/06/21	12:28:52	44.222	21.13
13/06/21	12:28:53	44.222	21.13
13/06/21	12:28:54	44.222	21.06
13/06/21	12:28:55	44.222	21
13/06/21	12:28:56	44.222	20.94
13/06/21	12:28:57	44.222	20.88
13/06/21	12:28:58	44.222	20.88
13/06/21	12:28:59	44.222	20.81
13/06/21	12:29:00	44.222	20.75
13/06/21	12:29:01	44.222	20.69
13/06/21	12:29:02	44.222	20.69
13/06/21	12:29:03	44.222	20.63
13/06/21	12:29:04	44.239	20.56
13/06/21	12:29:05	44.239	20.5
13/06/21	12:29:06	44.239	20.5
13/06/21	12:29:07	44.239	20.44
13/06/21	12:29:08	44.222	20.38
13/06/21	12:29:09	44.239	20.31
13/06/21	12:29:10	44.222	20.25
13/06/21	12:29:11	44.222	20.25
13/06/21	12:29:12	44.239	20.19
13/06/21	12:29:13	44.239	20.13
13/06/21	12:29:14	44.222	20.13
13/06/21	12:29:15	44.239	20.06
13/06/21	12:29:16	44.239	20
13/06/21	12:29:17	44.239	19.94
13/06/21	12:29:18	44.239	19.94
13/06/21	12:29:19	44.239	19.88
13/06/21	12:29:20	44.239	19.81
13/06/21	12:29:21	44.239	19.75
13/06/21	12:29:22	44.239	19.75
13/06/21	12:29:23	44.239	19.69
13/06/21	12:29:24	44.239	19.63
13/06/21	12:29:25	44.239	19.63
13/06/21	12:29:26	44.222	19.56
13/06/21	12:29:27	44.239	19.5
13/06/21	12:29:28	44.239	19.5
13/06/21	12:29:29	44.222	19.44
13/06/21	12:29:30	44.239	19.38
13/06/21	12:29:31	44.239	19.38
13/06/21	12:29:32	44.239	19.31
13/06/21	12:29:33	44.239	19.25
13/06/21	12:29:34	44.239	19.25
13/06/21	12:29:35	44.222	19.19
13/06/21	12:29:36	44.239	19.19
13/06/21	12:29:37	44.239	19.13
13/06/21	12:29:38	44.239	19.06
13/06/21	12:29:39	44.239	19.06
13/06/21	12:29:40	44.239	19
13/06/21	12:29:41	44.239	18.94
13/06/21	12:29:42	44.239	18.94
13/06/21	12:29:43	44.239	18.88
13/06/21	12:29:44	44.239	18.81
13/06/21	12:29:45	44.222	18.81
13/06/21	12:29:46	44.222	18.75
13/06/21	12:29:47	44.239	18.75

13/06/21	12:29:48	44.239	18.69
13/06/21	12:29:49	44.239	18.63
13/06/21	12:29:50	44.239	18.63
13/06/21	12:29:51	44.239	18.56
13/06/21	12:29:52	44.222	18.56
13/06/21	12:29:53	44.239	18.5
13/06/21	12:29:54	44.239	18.5
13/06/21	12:29:55	44.239	18.44
13/06/21	12:29:56	44.222	18.38
13/06/21	12:29:57	44.222	18.38
13/06/21	12:29:58	44.222	18.31
13/06/21	12:29:59	44.222	18.31
13/06/21	12:30:00	44.239	18.25
13/06/21	12:30:01	44.222	18.25
13/06/21	12:30:02	44.222	18.19
13/06/21	12:30:03	44.222	18.19
13/06/21	12:30:04	44.222	18.13
13/06/21	12:30:05	44.239	18.06
13/06/21	12:30:06	44.239	18.06
13/06/21	12:30:07	44.239	18
13/06/21	12:30:08	44.239	18
13/06/21	12:30:09	44.222	17.94
13/06/21	12:30:10	44.222	17.94
13/06/21	12:30:11	44.222	17.88
13/06/21	12:30:12	44.239	17.88
13/06/21	12:30:13	44.222	17.81
13/06/21	12:30:14	44.239	17.81
13/06/21	12:30:15	44.239	17.75
13/06/21	12:30:16	44.222	17.75
13/06/21	12:30:17	44.222	17.69
13/06/21	12:30:18	44.239	17.69
13/06/21	12:30:19	44.222	17.63
13/06/21	12:30:20	44.239	17.63
13/06/21	12:30:21	44.222	17.56
13/06/21	12:30:22	44.222	17.56
13/06/21	12:30:23	44.239	17.56
13/06/21	12:30:24	44.239	17.5
13/06/21	12:30:25	44.222	17.5
13/06/21	12:30:26	44.222	17.44
13/06/21	12:30:27	44.222	17.44
13/06/21	12:30:28	44.239	17.38
13/06/21	12:30:29	44.222	17.38
13/06/21	12:30:30	44.222	17.31
13/06/21	12:30:31	44.222	17.31
13/06/21	12:30:32	44.222	17.25
13/06/21	12:30:33	44.222	17.25
13/06/21	12:30:34	44.222	17.25
13/06/21	12:30:35	44.222	17.19
13/06/21	12:30:36	44.222	17.19
13/06/21	12:30:37	44.222	17.13
13/06/21	12:30:38	44.222	17.13
13/06/21	12:30:39	44.222	17.06
13/06/21	12:30:40	44.222	17.06
13/06/21	12:30:41	44.222	17.06
13/06/21	12:30:42	44.222	17
13/06/21	12:30:43	44.222	17
13/06/21	12:30:44	44.222	16.94
13/06/21	12:30:45	44.222	16.94
13/06/21	12:30:46	44.222	16.88
13/06/21	12:30:47	44.222	16.88
13/06/21	12:30:48	44.222	16.88

13/06/21	12:30:49	44.222	16.81
13/06/21	12:30:50	44.222	16.81
13/06/21	12:30:51	44.239	16.75
13/06/21	12:30:52	44.222	16.75
13/06/21	12:30:53	44.222	16.75
13/06/21	12:30:54	44.222	16.69
13/06/21	12:30:55	44.222	16.69
13/06/21	12:30:56	44.222	16.69
13/06/21	12:30:57	44.222	16.63
13/06/21	12:30:58	44.222	16.63
13/06/21	12:30:59	44.222	16.63
13/06/21	12:31:00	44.222	16.56
13/06/21	12:31:01	44.222	16.56
13/06/21	12:31:02	44.222	16.5
13/06/21	12:31:03	44.222	16.5
13/06/21	12:31:04	44.222	16.5
13/06/21	12:31:05	44.222	16.44
13/06/21	12:31:06	44.222	16.44
13/06/21	12:31:07	44.222	16.44
13/06/21	12:31:08	44.222	16.38
13/06/21	12:31:09	44.222	16.38
13/06/21	12:31:10	44.222	16.38
13/06/21	12:31:11	44.222	16.31
13/06/21	12:31:12	44.222	16.31
13/06/21	12:31:13	44.222	16.31
13/06/21	12:31:14	44.222	16.25
13/06/21	12:31:15	44.222	16.25
13/06/21	12:31:16	44.222	16.25
13/06/21	12:31:17	44.222	16.19
13/06/21	12:31:18	44.222	16.19
13/06/21	12:31:19	44.222	16.19
13/06/21	12:31:20	44.222	16.13
13/06/21	12:31:21	44.222	16.13
13/06/21	12:31:22	44.222	16.13
13/06/21	12:31:23	44.222	16.06
13/06/21	12:31:24	44.222	16.06
13/06/21	12:31:25	44.222	16.06
13/06/21	12:31:26	44.222	16.06
13/06/21	12:31:27	44.222	16
13/06/21	12:31:28	44.222	16
13/06/21	12:31:29	44.222	16
13/06/21	12:31:30	44.222	15.94
13/06/21	12:31:31	44.222	15.94
13/06/21	12:31:32	44.222	15.94
13/06/21	12:31:33	44.222	15.88
13/06/21	12:31:34	44.222	15.88
13/06/21	12:31:35	44.222	15.88
13/06/21	12:31:36	44.222	15.88
13/06/21	12:31:37	44.222	15.81
13/06/21	12:31:38	44.222	15.81
13/06/21	12:31:39	44.222	15.81
13/06/21	12:31:40	44.222	15.75
13/06/21	12:31:41	44.222	15.75
13/06/21	12:31:42	44.222	15.75
13/06/21	12:31:43	44.222	15.75
13/06/21	12:31:44	44.222	15.69
13/06/21	12:31:45	44.222	15.69
13/06/21	12:31:46	44.222	15.69
13/06/21	12:31:47	44.222	15.69
13/06/21	12:31:48	44.222	15.63
13/06/21	12:31:49	44.222	15.63

13/06/21	12:31:50	44.222	15.63
13/06/21	12:31:51	44.222	15.63
13/06/21	12:31:52	44.222	15.56
13/06/21	12:31:53	44.222	15.56
13/06/21	12:31:54	44.239	15.56
13/06/21	12:31:55	44.239	15.56
13/06/21	12:31:56	44.29	15.5
13/06/21	12:31:57	44.307	15.5
13/06/21	12:31:58	44.29	15.5
13/06/21	12:31:59	45.122	15.5
13/06/21	12:32:00	45.275	15.44
13/06/21	12:32:01	45.156	15.44
13/06/21	12:32:02	45.054	15.44
13/06/21	12:32:03	45.105	15.44
13/06/21	12:32:04	45.054	15.38
13/06/21	12:32:05	45.241	15.38
13/06/21	12:32:06	45.088	15.38
13/06/21	12:32:07	44.783	15.38
13/06/21	12:32:08	44.919	15.38
13/06/21	12:32:09	44.885	15.31
13/06/21	12:32:10	45.054	15.31
13/06/21	12:32:11	44.885	15.31
13/06/21	12:32:12	44.749	15.31
13/06/21	12:32:13	45.19	15.25
13/06/21	12:32:14	44.715	15.25
13/06/21	12:32:15	44.885	15.25
13/06/21	12:32:16	45.004	15.25
13/06/21	12:32:17	44.783	15.19
13/06/21	12:32:18	44.494	15.19
13/06/21	12:32:19	44.817	15.19
13/06/21	12:32:20	44.97	15.19
13/06/21	12:32:21	45.156	15.19
13/06/21	12:32:22	45.156	15.13
13/06/21	12:32:23	45.105	15.13
13/06/21	12:32:24	45.054	15.13
13/06/21	12:32:25	45.037	15.13
13/06/21	12:32:26	45.037	15.13
13/06/21	12:32:27	45.037	15.06
13/06/21	12:32:28	45.037	15.06
13/06/21	12:32:29	45.037	15.06
13/06/21	12:32:30	45.037	15.06
13/06/21	12:32:31	45.037	15.06
13/06/21	12:32:32	45.037	15
13/06/21	12:32:33	45.037	15
13/06/21	12:32:34	45.037	15
13/06/21	12:32:35	45.037	15
13/06/21	12:32:36	45.037	15
13/06/21	12:32:37	45.037	14.94
13/06/21	12:32:38	45.037	14.94
13/06/21	12:32:39	45.037	14.94
13/06/21	12:32:40	45.037	14.94
13/06/21	12:32:41	45.037	14.94
13/06/21	12:32:42	45.037	14.94
13/06/21	12:32:43	45.037	14.88
13/06/21	12:32:44	45.037	14.88
13/06/21	12:32:45	45.037	14.88
13/06/21	12:32:46	45.021	14.88
13/06/21	12:32:47	45.021	14.88
13/06/21	12:32:48	45.021	14.88
13/06/21	12:32:49	45.021	14.81
13/06/21	12:32:50	45.021	14.81

13/06/21	12:32:51	45.071	14.81
13/06/21	12:32:52	44.987	14.81
13/06/21	12:32:53	45.037	14.81
13/06/21	12:32:54	45.021	14.81
13/06/21	12:32:55	45.054	14.75
13/06/21	12:32:56	45.037	14.75
13/06/21	12:32:57	45.037	14.75
13/06/21	12:32:58	45.037	14.75
13/06/21	12:32:59	45.021	14.75
13/06/21	12:33:00	45.021	14.69
13/06/21	12:33:01	45.021	14.69
13/06/21	12:33:02	45.021	14.69
13/06/21	12:33:03	45.021	14.69
13/06/21	12:33:04	45.021	14.69
13/06/21	12:33:05	45.021	14.69
13/06/21	12:33:06	45.021	14.69
13/06/21	12:33:07	45.021	14.63
13/06/21	12:33:08	45.021	14.63
13/06/21	12:33:09	45.021	14.63
13/06/21	12:33:10	45.021	14.63
13/06/21	12:33:11	45.021	14.63
13/06/21	12:33:12	45.021	14.63
13/06/21	12:33:13	45.021	14.63
13/06/21	12:33:14	45.021	14.56
13/06/21	12:33:15	45.021	14.56
13/06/21	12:33:16	45.021	14.56
13/06/21	12:33:17	45.004	14.56
13/06/21	12:33:18	45.021	14.56
13/06/21	12:33:19	45.021	14.56
13/06/21	12:33:20	45.021	14.56
13/06/21	12:33:21	45.021	14.5
13/06/21	12:33:22	45.021	14.5
13/06/21	12:33:23	45.021	14.5
13/06/21	12:33:24	45.021	14.5
13/06/21	12:33:25	45.021	14.5
13/06/21	12:33:26	45.004	14.5
13/06/21	12:33:27	45.021	14.5
13/06/21	12:33:28	45.021	14.44
13/06/21	12:33:29	45.021	14.44
13/06/21	12:33:30	45.021	14.44
13/06/21	12:33:31	45.021	14.44
13/06/21	12:33:32	45.004	14.44
13/06/21	12:33:33	45.021	14.44
13/06/21	12:33:34	45.004	14.44
13/06/21	12:33:35	45.004	14.44
13/06/21	12:33:36	45.004	14.38
13/06/21	12:33:37	45.004	14.38
13/06/21	12:33:38	45.004	14.38
13/06/21	12:33:39	45.004	14.38
13/06/21	12:33:40	45.004	14.38
13/06/21	12:33:41	45.004	14.38
13/06/21	12:33:42	45.004	14.38
13/06/21	12:33:43	45.004	14.31
13/06/21	12:33:44	45.004	14.31
13/06/21	12:33:45	45.004	14.31
13/06/21	12:33:46	45.004	14.31
13/06/21	12:33:47	45.004	14.31
13/06/21	12:33:48	45.004	14.31
13/06/21	12:33:49	45.004	14.31
13/06/21	12:33:50	45.004	14.31
13/06/21	12:33:51	45.004	14.31

13/06/21	12:33:52	45.004	14.25
13/06/21	12:33:53	45.004	14.25
13/06/21	12:33:54	45.004	14.25
13/06/21	12:33:55	45.004	14.25
13/06/21	12:33:56	45.004	14.25
13/06/21	12:33:57	45.004	14.25
13/06/21	12:33:58	45.004	14.25
13/06/21	12:33:59	45.004	14.25
13/06/21	12:34:00	45.004	14.25
13/06/21	12:34:01	45.004	14.19
13/06/21	12:34:02	45.004	14.19
13/06/21	12:34:03	45.004	14.19
13/06/21	12:34:04	45.004	14.19
13/06/21	12:34:05	45.004	14.19
13/06/21	12:34:06	45.004	14.19
13/06/21	12:34:07	45.004	14.19
13/06/21	12:34:08	45.004	14.19
13/06/21	12:34:09	44.987	14.19
13/06/21	12:34:10	45.004	14.13
13/06/21	12:34:11	45.004	14.13
13/06/21	12:34:12	44.987	14.13
13/06/21	12:34:13	45.004	14.13
13/06/21	12:34:14	45.004	14.13
13/06/21	12:34:15	44.987	14.13
13/06/21	12:34:16	44.987	14.13
13/06/21	12:34:17	45.004	14.13
13/06/21	12:34:18	44.987	14.13
13/06/21	12:34:19	44.987	14.13
13/06/21	12:34:20	44.987	14.13
13/06/21	12:34:21	44.987	14.06
13/06/21	12:34:22	44.987	14.06
13/06/21	12:34:23	44.987	14.06
13/06/21	12:34:24	44.987	14.06
13/06/21	12:34:25	44.987	14.06
13/06/21	12:34:26	44.987	14.06
13/06/21	12:34:27	44.987	14.06
13/06/21	12:34:28	44.987	14.06
13/06/21	12:34:29	44.987	14.06
13/06/21	12:34:30	44.987	14.06
13/06/21	12:34:31	44.987	14
13/06/21	12:34:32	44.987	14
13/06/21	12:34:33	44.987	14
13/06/21	12:34:34	44.987	14
13/06/21	12:34:35	44.987	14
13/06/21	12:34:36	44.987	14
13/06/21	12:34:37	44.987	14
13/06/21	12:34:38	44.987	14
13/06/21	12:34:39	44.987	14
13/06/21	12:34:40	44.987	14
13/06/21	12:34:41	44.987	14
13/06/21	12:34:42	44.987	14
13/06/21	12:34:43	44.987	13.94
13/06/21	12:34:44	44.987	14
13/06/21	12:34:45	44.987	13.94
13/06/21	12:34:46	44.987	13.94
13/06/21	12:34:47	44.987	13.94
13/06/21	12:34:48	44.987	13.94
13/06/21	12:34:49	44.987	13.94
13/06/21	12:34:50	44.987	13.94
13/06/21	12:34:51	44.987	13.94
13/06/21	12:34:52	44.987	13.94

13/06/21	12:34:53	44.987	13.94
13/06/21	12:34:54	44.987	13.94
13/06/21	12:34:55	44.987	13.94
13/06/21	12:34:56	44.987	13.88
13/06/21	12:34:57	44.987	13.88
13/06/21	12:34:58	44.987	13.88
13/06/21	12:34:59	44.987	13.88
13/06/21	12:35:00	44.987	13.88
13/06/21	12:35:01	44.987	13.88
13/06/21	12:35:02	44.987	13.88
13/06/21	12:35:03	44.987	13.88
13/06/21	12:35:04	44.987	13.88
13/06/21	12:35:05	44.987	13.88
13/06/21	12:35:06	44.987	13.88
13/06/21	12:35:07	44.987	13.88
13/06/21	12:35:08	44.987	13.88
13/06/21	12:35:09	44.987	13.88
13/06/21	12:35:10	44.987	13.81
13/06/21	12:35:11	44.987	13.88
13/06/21	12:35:12	44.987	13.81
13/06/21	12:35:13	44.987	13.81
13/06/21	12:35:14	44.987	13.81
13/06/21	12:35:15	44.987	13.81
13/06/21	12:35:16	44.987	13.81
13/06/21	12:35:17	44.987	13.81
13/06/21	12:35:18	44.987	13.81
13/06/21	12:35:19	44.987	13.81
13/06/21	12:35:20	44.987	13.81
13/06/21	12:35:21	44.987	13.81
13/06/21	12:35:22	44.987	13.81
13/06/21	12:35:23	44.97	13.81
13/06/21	12:35:24	44.987	13.81
13/06/21	12:35:25	44.987	13.81
13/06/21	12:35:26	44.987	13.75
13/06/21	12:35:27	44.97	13.75
13/06/21	12:35:28	44.97	13.75
13/06/21	12:35:29	44.987	13.75
13/06/21	12:35:30	44.987	13.75
13/06/21	12:35:31	44.987	13.75
13/06/21	12:35:32	44.987	13.75
13/06/21	12:35:33	44.987	13.75
13/06/21	12:35:34	44.987	13.75
13/06/21	12:35:35	44.987	13.75
13/06/21	12:35:36	44.987	13.75
13/06/21	12:35:37	44.97	13.75
13/06/21	12:35:38	44.97	13.75
13/06/21	12:35:39	44.987	13.75
13/06/21	12:35:40	44.97	13.75
13/06/21	12:35:41	44.97	13.75
13/06/21	12:35:42	44.97	13.75
13/06/21	12:35:43	44.97	13.75
13/06/21	12:35:44	44.97	13.75
13/06/21	12:35:45	44.97	13.69
13/06/21	12:35:46	44.987	13.69
13/06/21	12:35:47	44.987	13.69
13/06/21	12:35:48	44.97	13.69
13/06/21	12:35:49	44.97	13.69
13/06/21	12:35:50	44.97	13.69
13/06/21	12:35:51	44.97	13.69
13/06/21	12:35:52	44.97	13.69
13/06/21	12:35:53	44.97	13.69

13/06/21	12:35:54	44.97	13.69
13/06/21	12:35:55	44.97	13.69
13/06/21	12:35:56	44.97	13.69
13/06/21	12:35:57	44.97	13.69
13/06/21	12:35:58	44.97	13.69
13/06/21	12:35:59	44.97	13.69
13/06/21	12:36:00	44.97	13.69
13/06/21	12:36:01	44.97	13.69
13/06/21	12:36:02	44.97	13.69
13/06/21	12:36:03	44.97	13.63
13/06/21	12:36:04	44.97	13.63
13/06/21	12:36:05	44.97	13.63
13/06/21	12:36:06	44.97	13.63
13/06/21	12:36:07	44.97	13.63
13/06/21	12:36:08	44.97	13.63
13/06/21	12:36:09	44.97	13.63
13/06/21	12:36:10	44.97	13.63
13/06/21	12:36:11	44.97	13.63
13/06/21	12:36:12	44.97	13.63
13/06/21	12:36:13	44.97	13.63
13/06/21	12:36:14	44.97	13.63
13/06/21	12:36:15	44.97	13.63
13/06/21	12:36:16	44.97	13.63
13/06/21	12:36:17	44.97	13.63
13/06/21	12:36:18	44.953	13.63
13/06/21	12:36:19	44.953	13.63
13/06/21	12:36:20	44.953	13.63
13/06/21	12:36:21	44.97	13.63
13/06/21	12:36:22	44.97	13.56
13/06/21	12:36:23	44.97	13.63
13/06/21	12:36:24	44.97	13.63
13/06/21	12:36:25	44.97	13.63
13/06/21	12:36:26	44.97	13.56
13/06/21	12:36:27	44.97	13.56
13/06/21	12:36:28	44.97	13.56
13/06/21	12:36:29	44.97	13.56
13/06/21	12:36:30	44.953	13.56
13/06/21	12:36:31	44.953	13.56
13/06/21	12:36:32	44.97	13.56
13/06/21	12:36:33	44.97	13.56
13/06/21	12:36:34	44.97	13.56
13/06/21	12:36:35	44.953	13.56
13/06/21	12:36:36	44.953	13.56
13/06/21	12:36:37	44.953	13.56
13/06/21	12:36:38	44.97	13.56
13/06/21	12:36:39	44.953	13.56
13/06/21	12:36:40	44.953	13.56
13/06/21	12:36:41	44.953	13.56
13/06/21	12:36:42	44.953	13.56
13/06/21	12:36:43	44.953	13.56
13/06/21	12:36:44	44.953	13.56
13/06/21	12:36:45	44.953	13.56
13/06/21	12:36:46	44.953	13.56
13/06/21	12:36:47	44.953	13.56
13/06/21	12:36:48	44.953	13.56
13/06/21	12:36:49	44.953	13.5
13/06/21	12:36:50	44.953	13.56
13/06/21	12:36:51	44.953	13.5
13/06/21	12:36:52	44.953	13.5
13/06/21	12:36:53	44.953	13.5
13/06/21	12:36:54	44.953	13.5

13/06/21	12:36:55	44.953	13.5
13/06/21	12:36:56	44.953	13.5
13/06/21	12:36:57	44.953	13.5
13/06/21	12:36:58	44.953	13.5
13/06/21	12:36:59	44.953	13.5
13/06/21	12:37:00	44.953	13.5
13/06/21	12:37:01	44.953	13.5
13/06/21	12:37:02	44.953	13.5
13/06/21	12:37:03	44.953	13.5
13/06/21	12:37:04	44.953	13.5
13/06/21	12:37:05	44.953	13.5
13/06/21	12:37:06	44.953	13.5
13/06/21	12:37:07	44.953	13.5
13/06/21	12:37:08	44.953	13.5
13/06/21	12:37:09	44.953	13.5
13/06/21	12:37:10	44.953	13.5
13/06/21	12:37:11	44.953	13.5
13/06/21	12:37:12	44.953	13.5
13/06/21	12:37:13	44.953	13.5
13/06/21	12:37:14	44.953	13.5
13/06/21	12:37:15	44.953	13.5
13/06/21	12:37:16	44.953	13.5
13/06/21	12:37:17	44.953	13.5
13/06/21	12:37:18	44.953	13.5
13/06/21	12:37:19	44.953	13.5
13/06/21	12:37:20	44.953	13.5
13/06/21	12:37:21	44.953	13.44
13/06/21	12:37:22	44.953	13.44
13/06/21	12:37:23	44.953	13.5
13/06/21	12:37:24	44.953	13.44
13/06/21	12:37:25	44.953	13.44
13/06/21	12:37:26	44.953	13.44
13/06/21	12:37:27	44.953	13.44
13/06/21	12:37:28	44.953	13.44
13/06/21	12:37:29	44.953	13.44
13/06/21	12:37:30	44.953	13.44
13/06/21	12:37:31	44.953	13.44
13/06/21	12:37:32	44.953	13.44
13/06/21	12:37:33	44.953	13.44
13/06/21	12:37:34	44.953	13.44
13/06/21	12:37:35	44.953	13.44
13/06/21	12:37:36	44.953	13.44
13/06/21	12:37:37	44.953	13.44
13/06/21	12:37:38	44.953	13.44
13/06/21	12:37:39	44.953	13.44
13/06/21	12:37:40	44.953	13.44
13/06/21	12:37:41	44.953	13.44
13/06/21	12:37:42	44.953	13.44
13/06/21	12:37:43	44.953	13.44
13/06/21	12:37:44	44.953	13.44
13/06/21	12:37:45	44.953	13.44
13/06/21	12:37:46	44.953	13.44
13/06/21	12:37:47	44.953	13.44
13/06/21	12:37:48	44.953	13.44
13/06/21	12:37:49	44.953	13.44
13/06/21	12:37:50	44.953	13.44
13/06/21	12:37:51	44.953	13.44
13/06/21	12:37:52	44.953	13.44
13/06/21	12:37:53	44.953	13.44
13/06/21	12:37:54	44.936	13.44
13/06/21	12:37:55	44.953	13.44

13/06/21	12:37:56	44.953	13.44
13/06/21	12:37:57	44.953	13.44
13/06/21	12:37:58	44.936	13.38
13/06/21	12:37:59	44.953	13.38
13/06/21	12:38:00	44.953	13.38
13/06/21	12:38:01	44.953	13.44
13/06/21	12:38:02	44.953	13.44
13/06/21	12:38:03	44.936	13.38
13/06/21	12:38:04	44.936	13.38
13/06/21	12:38:05	44.936	13.38
13/06/21	12:38:06	44.953	13.38
13/06/21	12:38:07	44.936	13.38
13/06/21	12:38:08	44.936	13.38
13/06/21	12:38:09	44.953	13.38
13/06/21	12:38:10	44.936	13.38
13/06/21	12:38:11	44.936	13.38
13/06/21	12:38:12	44.936	13.38
13/06/21	12:38:13	44.936	13.38
13/06/21	12:38:14	44.936	13.38
13/06/21	12:38:15	44.936	13.38
13/06/21	12:38:16	44.936	13.38
13/06/21	12:38:17	44.936	13.38
13/06/21	12:38:18	44.953	13.38
13/06/21	12:38:19	44.936	13.38
13/06/21	12:38:20	44.936	13.38
13/06/21	12:38:21	44.936	13.38
13/06/21	12:38:22	44.936	13.38
13/06/21	12:38:23	44.936	13.38
13/06/21	12:38:24	44.953	13.38
13/06/21	12:38:25	44.936	13.38
13/06/21	12:38:26	44.936	13.38
13/06/21	12:38:27	44.936	13.38
13/06/21	12:38:28	44.936	13.38
13/06/21	12:38:29	44.936	13.38
13/06/21	12:38:30	44.936	13.38
13/06/21	12:38:31	44.936	13.38
13/06/21	12:38:32	44.936	13.38
13/06/21	12:38:33	44.936	13.38
13/06/21	12:38:34	44.936	13.38
13/06/21	12:38:35	44.936	13.38
13/06/21	12:38:36	44.936	13.38
13/06/21	12:38:37	44.936	13.38
13/06/21	12:38:38	44.936	13.38
13/06/21	12:38:39	44.936	13.38
13/06/21	12:38:40	44.936	13.38
13/06/21	12:38:41	44.936	13.38
13/06/21	12:38:42	44.936	13.38
13/06/21	12:38:43	44.936	13.38
13/06/21	12:38:44	44.936	13.38
13/06/21	12:38:45	44.936	13.38
13/06/21	12:38:46	44.936	13.31
13/06/21	12:38:47	44.936	13.31
13/06/21	12:38:48	44.936	13.31
13/06/21	12:38:49	44.936	13.38
13/06/21	12:38:50	44.936	13.31
13/06/21	12:38:51	44.936	13.31
13/06/21	12:38:52	44.936	13.31
13/06/21	12:38:53	44.936	13.31
13/06/21	12:38:54	44.936	13.31
13/06/21	12:38:55	44.936	13.31
13/06/21	12:38:56	44.936	13.31

13/06/21	12:38:57	44.936	13.31
13/06/21	12:38:58	44.936	13.31
13/06/21	12:38:59	44.936	13.31
13/06/21	12:39:00	44.936	13.31
13/06/21	12:39:01	44.936	13.31
13/06/21	12:39:02	44.936	13.31
13/06/21	12:39:03	44.936	13.31
13/06/21	12:39:04	44.936	13.31
13/06/21	12:39:05	44.936	13.31
13/06/21	12:39:06	44.936	13.31
13/06/21	12:39:07	44.936	13.31
13/06/21	12:39:08	44.936	13.31
13/06/21	12:39:09	44.936	13.31
13/06/21	12:39:10	44.936	13.31
13/06/21	12:39:11	44.936	13.31
13/06/21	12:39:12	44.936	13.31
13/06/21	12:39:13	44.936	13.31
13/06/21	12:39:14	44.936	13.31
13/06/21	12:39:15	44.936	13.31
13/06/21	12:39:16	44.936	13.31
13/06/21	12:39:17	44.936	13.31
13/06/21	12:39:18	44.936	13.31
13/06/21	12:39:19	44.936	13.31
13/06/21	12:39:20	44.936	13.31
13/06/21	12:39:21	44.936	13.31
13/06/21	12:39:22	44.936	13.31
13/06/21	12:39:23	44.936	13.31
13/06/21	12:39:24	44.936	13.31
13/06/21	12:39:25	44.936	13.31
13/06/21	12:39:26	44.919	13.31
13/06/21	12:39:27	44.936	13.31
13/06/21	12:39:28	44.919	13.31
13/06/21	12:39:29	44.919	13.31
13/06/21	12:39:30	44.919	13.31
13/06/21	12:39:31	44.919	13.31
13/06/21	12:39:32	44.936	13.31
13/06/21	12:39:33	44.936	13.31
13/06/21	12:39:34	44.936	13.31
13/06/21	12:39:35	44.936	13.31
13/06/21	12:39:36	44.936	13.31
13/06/21	12:39:37	44.919	13.31
13/06/21	12:39:38	44.919	13.31
13/06/21	12:39:39	44.936	13.31
13/06/21	12:39:40	44.936	13.31
13/06/21	12:39:41	44.919	13.31
13/06/21	12:39:42	44.919	13.31
13/06/21	12:39:43	44.919	13.31
13/06/21	12:39:44	44.936	13.31
13/06/21	12:39:45	44.919	13.31
13/06/21	12:39:46	44.919	13.31
13/06/21	12:39:47	44.919	13.31
13/06/21	12:39:48	44.936	13.31
13/06/21	12:39:49	44.919	13.31
13/06/21	12:39:50	44.919	13.31
13/06/21	12:39:51	44.936	13.31
13/06/21	12:39:52	44.936	13.31
13/06/21	12:39:53	44.936	13.31
13/06/21	12:39:54	44.919	13.31
13/06/21	12:39:55	44.919	13.31
13/06/21	12:39:56	44.919	13.25
13/06/21	12:39:57	44.936	13.25

13/06/21	12:39:58	44.919	13.31
13/06/21	12:39:59	44.919	13.25
13/06/21	12:40:00	44.919	13.25
13/06/21	12:40:01	44.919	13.31
13/06/21	12:40:02	44.919	13.31
13/06/21	12:40:03	44.919	13.31
13/06/21	12:40:04	44.919	13.25
13/06/21	12:40:05	44.919	13.25
13/06/21	12:40:06	44.919	13.25
13/06/21	12:40:07	44.919	13.25
13/06/21	12:40:08	44.919	13.25
13/06/21	12:40:09	44.919	13.25
13/06/21	12:40:10	44.919	13.25
13/06/21	12:40:11	44.919	13.25
13/06/21	12:40:12	44.919	13.25
13/06/21	12:40:13	44.919	13.25
13/06/21	12:40:14	44.919	13.25
13/06/21	12:40:15	44.919	13.25
13/06/21	12:40:16	44.919	13.25
13/06/21	12:40:17	44.919	13.25
13/06/21	12:40:18	44.919	13.25
13/06/21	12:40:19	44.919	13.25
13/06/21	12:40:20	44.919	13.25
13/06/21	12:40:21	44.919	13.25
13/06/21	12:40:22	44.919	13.25
13/06/21	12:40:23	44.919	13.25
13/06/21	12:40:24	44.919	13.25
13/06/21	12:40:25	44.919	13.25
13/06/21	12:40:26	44.919	13.25
13/06/21	12:40:27	44.919	13.25
13/06/21	12:40:28	44.919	13.25
13/06/21	12:40:29	44.919	13.25
13/06/21	12:40:30	44.919	13.25
13/06/21	12:40:31	44.919	13.25
13/06/21	12:40:32	44.919	13.25
13/06/21	12:40:33	44.919	13.25
13/06/21	12:40:34	44.919	13.25
13/06/21	12:40:35	44.919	13.25
13/06/21	12:40:36	44.919	13.25
13/06/21	12:40:37	44.919	13.25
13/06/21	12:40:38	44.919	13.25
13/06/21	12:40:39	44.919	13.25
13/06/21	12:40:40	44.919	13.25
13/06/21	12:40:41	44.919	13.25
13/06/21	12:40:42	44.919	13.25
13/06/21	12:40:43	44.919	13.25
13/06/21	12:40:44	44.919	13.25
13/06/21	12:40:45	44.919	13.25
13/06/21	12:40:46	44.919	13.25
13/06/21	12:40:47	44.919	13.25
13/06/21	12:40:48	44.919	13.25
13/06/21	12:40:49	44.919	13.25
13/06/21	12:40:50	44.919	13.25
13/06/21	12:40:51	44.919	13.25
13/06/21	12:40:52	44.919	13.25
13/06/21	12:40:53	44.919	13.25
13/06/21	12:40:54	44.919	13.25
13/06/21	12:40:55	44.919	13.25
13/06/21	12:40:56	44.919	13.25
13/06/21	12:40:57	44.919	13.25
13/06/21	12:40:58	44.919	13.25

13/06/21	12:40:59	44.919	13.25
13/06/21	12:41:00	44.919	13.25
13/06/21	12:41:01	44.919	13.25
13/06/21	12:41:02	44.919	13.25
13/06/21	12:41:03	44.919	13.25
13/06/21	12:41:04	44.919	13.25
13/06/21	12:41:05	44.919	13.25
13/06/21	12:41:06	44.919	13.25
13/06/21	12:41:07	44.919	13.25
13/06/21	12:41:08	44.919	13.25
13/06/21	12:41:09	44.919	13.25
13/06/21	12:41:10	44.919	13.25
13/06/21	12:41:11	44.919	13.25
13/06/21	12:41:12	44.919	13.25
13/06/21	12:41:13	44.919	13.25
13/06/21	12:41:14	44.919	13.25
13/06/21	12:41:15	44.919	13.25
13/06/21	12:41:16	44.919	13.25
13/06/21	12:41:17	44.919	13.25
13/06/21	12:41:18	44.919	13.25
13/06/21	12:41:19	44.919	13.25
13/06/21	12:41:20	44.919	13.25
13/06/21	12:41:21	44.919	13.25
13/06/21	12:41:22	44.919	13.25
13/06/21	12:41:23	44.919	13.25
13/06/21	12:41:24	44.919	13.25
13/06/21	12:41:25	44.919	13.25
13/06/21	12:41:26	44.919	13.25
13/06/21	12:41:27	44.902	13.25
13/06/21	12:41:28	44.919	13.25
13/06/21	12:41:29	44.919	13.25
13/06/21	12:41:30	44.919	13.25
13/06/21	12:41:31	44.919	13.25
13/06/21	12:41:32	44.919	13.25
13/06/21	12:41:33	44.919	13.25
13/06/21	12:41:34	44.919	13.25
13/06/21	12:41:35	44.919	13.25
13/06/21	12:41:36	44.919	13.25
13/06/21	12:41:37	44.919	13.25
13/06/21	12:41:38	44.919	13.25
13/06/21	12:41:39	44.919	13.25
13/06/21	12:41:40	44.919	13.25
13/06/21	12:41:41	44.919	13.25
13/06/21	12:41:42	44.919	13.25
13/06/21	12:41:43	44.902	13.25
13/06/21	12:41:44	44.919	13.19
13/06/21	12:41:45	44.919	13.25
13/06/21	12:41:46	44.919	13.25
13/06/21	12:41:47	44.919	13.25
13/06/21	12:41:48	44.919	13.19
13/06/21	12:41:49	44.919	13.19
13/06/21	12:41:50	44.902	13.19
13/06/21	12:41:51	44.919	13.19
13/06/21	12:41:52	44.919	13.19
13/06/21	12:41:53	44.919	13.19
13/06/21	12:41:54	44.919	13.19
13/06/21	12:41:55	44.919	13.19
13/06/21	12:41:56	44.902	13.25
13/06/21	12:41:57	44.919	13.19
13/06/21	12:41:58	44.902	13.19
13/06/21	12:41:59	44.919	13.19

13/06/21	12:42:00	44.902	13.19
13/06/21	12:42:01	44.919	13.19
13/06/21	12:42:02	44.919	13.19
13/06/21	12:42:03	44.919	13.19
13/06/21	12:42:04	44.919	13.19
13/06/21	12:42:05	44.919	13.19
13/06/21	12:42:06	44.902	13.19
13/06/21	12:42:07	44.902	13.19
13/06/21	12:42:08	44.902	13.19
13/06/21	12:42:09	44.902	13.19
13/06/21	12:42:10	44.919	13.19
13/06/21	12:42:11	44.919	13.19
13/06/21	12:42:12	44.919	13.19
13/06/21	12:42:13	44.902	13.19
13/06/21	12:42:14	44.919	13.19
13/06/21	12:42:15	44.902	13.19
13/06/21	12:42:16	44.919	13.19
13/06/21	12:42:17	44.902	13.19
13/06/21	12:42:18	44.902	13.19
13/06/21	12:42:19	44.902	13.19
13/06/21	12:42:20	44.902	13.19
13/06/21	12:42:21	44.902	13.19
13/06/21	12:42:22	44.902	13.19
13/06/21	12:42:23	44.902	13.19
13/06/21	12:42:24	44.902	13.19
13/06/21	12:42:25	44.902	13.19
13/06/21	12:42:26	44.902	13.19
13/06/21	12:42:27	44.902	13.19
13/06/21	12:42:28	44.902	13.19
13/06/21	12:42:29	44.902	13.19
13/06/21	12:42:30	44.902	13.19
13/06/21	12:42:31	44.902	13.19
13/06/21	12:42:32	44.902	13.19
13/06/21	12:42:33	44.902	13.19
13/06/21	12:42:34	44.902	13.19
13/06/21	12:42:35	44.902	13.19
13/06/21	12:42:36	44.902	13.19
13/06/21	12:42:37	44.902	13.19
13/06/21	12:42:38	44.902	13.19
13/06/21	12:42:39	44.902	13.19
13/06/21	12:42:40	44.902	13.19
13/06/21	12:42:41	44.902	13.19
13/06/21	12:42:42	44.902	13.19
13/06/21	12:42:43	44.902	13.19
13/06/21	12:42:44	44.902	13.19
13/06/21	12:42:45	44.902	13.19
13/06/21	12:42:46	44.902	13.19
13/06/21	12:42:47	44.902	13.19
13/06/21	12:42:48	44.885	13.19
13/06/21	12:42:49	44.902	13.19
13/06/21	12:42:50	44.902	13.19
13/06/21	12:42:51	44.902	13.19
13/06/21	12:42:52	44.902	13.19
13/06/21	12:42:53	44.902	13.19
13/06/21	12:42:54	44.885	13.19
13/06/21	12:42:55	44.902	13.19
13/06/21	12:42:56	44.902	13.19
13/06/21	12:42:57	44.902	13.19
13/06/21	12:42:58	44.902	13.19
13/06/21	12:42:59	44.902	13.19
13/06/21	12:43:00	44.902	13.19

13/06/21	12:43:01	44.902	13.19
13/06/21	12:43:02	44.902	13.19
13/06/21	12:43:03	44.902	13.19
13/06/21	12:43:04	44.902	13.19
13/06/21	12:43:05	44.902	13.19
13/06/21	12:43:06	44.902	13.19
13/06/21	12:43:07	44.902	13.19
13/06/21	12:43:08	44.902	13.19
13/06/21	12:43:09	44.885	13.19
13/06/21	12:43:10	44.902	13.19
13/06/21	12:43:11	44.902	13.19
13/06/21	12:43:12	44.885	13.19
13/06/21	12:43:13	44.902	13.19
13/06/21	12:43:14	44.902	13.19
13/06/21	12:43:15	44.902	13.19
13/06/21	12:43:16	44.902	13.19
13/06/21	12:43:17	44.902	13.19
13/06/21	12:43:18	44.885	13.19
13/06/21	12:43:19	44.902	13.19
13/06/21	12:43:20	44.902	13.19
13/06/21	12:43:21	44.902	13.19
13/06/21	12:43:22	44.885	13.19
13/06/21	12:43:23	44.885	13.19
13/06/21	12:43:24	44.902	13.19
13/06/21	12:43:25	44.902	13.19
13/06/21	12:43:26	44.902	13.19
13/06/21	12:43:27	44.885	13.19
13/06/21	12:43:28	44.902	13.19
13/06/21	12:43:29	44.902	13.19
13/06/21	12:43:30	44.902	13.19
13/06/21	12:43:31	44.902	13.19
13/06/21	12:43:32	44.885	13.19
13/06/21	12:43:33	44.885	13.19
13/06/21	12:43:34	44.902	13.19
13/06/21	12:43:35	44.902	13.19
13/06/21	12:43:36	44.885	13.19
13/06/21	12:43:37	44.885	13.19
13/06/21	12:43:38	44.885	13.19
13/06/21	12:43:39	44.885	13.19
13/06/21	12:43:40	44.885	13.19
13/06/21	12:43:41	44.885	13.19
13/06/21	12:43:42	44.885	13.19
13/06/21	12:43:43	44.885	13.19
13/06/21	12:43:44	44.885	13.19
13/06/21	12:43:45	44.885	13.19
13/06/21	12:43:46	44.885	13.19
13/06/21	12:43:47	44.885	13.19
13/06/21	12:43:48	44.885	13.19
13/06/21	12:43:49	44.885	13.19
13/06/21	12:43:50	44.885	13.19
13/06/21	12:43:51	44.885	13.19
13/06/21	12:43:52	44.885	13.19
13/06/21	12:43:53	44.885	13.19
13/06/21	12:43:54	44.885	13.19
13/06/21	12:43:55	44.885	13.19
13/06/21	12:43:56	44.885	13.19
13/06/21	12:43:57	44.885	13.19
13/06/21	12:43:58	44.885	13.19
13/06/21	12:43:59	44.885	13.19
13/06/21	12:44:00	44.885	13.19
13/06/21	12:44:01	44.885	13.19

13/06/21	12:44:02	44.885	13.19
13/06/21	12:44:03	44.885	13.19
13/06/21	12:44:04	44.885	13.19
13/06/21	12:44:05	44.885	13.19
13/06/21	12:44:06	44.885	13.19
13/06/21	12:44:07	44.885	13.19
13/06/21	12:44:08	44.885	13.19
13/06/21	12:44:09	44.885	13.19
13/06/21	12:44:10	44.885	13.19
13/06/21	12:44:11	44.885	13.19
13/06/21	12:44:12	44.885	13.19
13/06/21	12:44:13	44.885	13.19
13/06/21	12:44:14	44.885	13.19
13/06/21	12:44:15	44.885	13.19
13/06/21	12:44:16	44.885	13.19
13/06/21	12:44:17	44.885	13.19
13/06/21	12:44:18	44.885	13.19
13/06/21	12:44:19	44.885	13.19
13/06/21	12:44:20	44.885	13.19
13/06/21	12:44:21	44.885	13.19
13/06/21	12:44:22	44.885	13.19
13/06/21	12:44:23	44.885	13.19
13/06/21	12:44:24	44.885	13.19
13/06/21	12:44:25	44.885	13.19
13/06/21	12:44:26	44.885	13.19
13/06/21	12:44:27	44.885	13.19
13/06/21	12:44:28	44.885	13.19
13/06/21	12:44:29	44.885	13.19
13/06/21	12:44:30	44.885	13.19
13/06/21	12:44:31	44.885	13.19
13/06/21	12:44:32	44.885	13.19
13/06/21	12:44:33	44.885	13.19
13/06/21	12:44:34	44.885	13.19
13/06/21	12:44:35	44.885	13.19
13/06/21	12:44:36	44.885	13.19
13/06/21	12:44:37	44.885	13.19
13/06/21	12:44:38	44.885	13.19
13/06/21	12:44:39	44.885	13.19
13/06/21	12:44:40	44.885	13.19
13/06/21	12:44:41	44.902	13.19
13/06/21	12:44:42	44.885	13.19
13/06/21	12:44:43	44.885	13.19
13/06/21	12:44:44	44.885	13.19
13/06/21	12:44:45	44.902	13.19
13/06/21	12:44:46	44.902	13.19
13/06/21	12:44:47	44.851	13.19
13/06/21	12:44:48	44.868	13.19
13/06/21	12:44:49	44.885	13.19
13/06/21	12:44:50	44.936	13.19
13/06/21	12:44:51	44.919	13.19
13/06/21	12:44:52	44.885	13.19
13/06/21	12:44:53	44.919	13.19
13/06/21	12:44:54	44.902	13.19
13/06/21	12:44:55	44.885	13.19
13/06/21	12:44:56	44.919	13.19
13/06/21	12:44:57	44.919	13.19
13/06/21	12:44:58	44.902	13.19
13/06/21	12:44:59	44.885	13.19
13/06/21	12:45:00	44.885	13.19
13/06/21	12:45:01	44.885	13.19
13/06/21	12:45:02	44.902	13.19

13/06/21	12:45:03	44.902	13.19
13/06/21	12:45:04	44.885	13.19
13/06/21	12:45:05	44.885	13.19
13/06/21	12:45:06	44.885	13.19
13/06/21	12:45:07	44.885	13.13
13/06/21	12:45:08	44.885	13.19
13/06/21	12:45:09	44.885	13.19
13/06/21	12:45:10	44.885	13.19
13/06/21	12:45:11	44.885	13.19
13/06/21	12:45:12	44.885	13.19
13/06/21	12:45:13	44.885	13.19
13/06/21	12:45:14	44.902	13.19
13/06/21	12:45:15	44.885	13.19
13/06/21	12:45:16	44.885	13.19
13/06/21	12:45:17	44.885	13.19
13/06/21	12:45:18	44.885	13.19
13/06/21	12:45:19	44.885	13.19
13/06/21	12:45:20	44.885	13.19
13/06/21	12:45:21	44.885	13.13
13/06/21	12:45:22	44.885	13.19
13/06/21	12:45:23	44.885	13.19
13/06/21	12:45:24	44.885	13.19
13/06/21	12:45:25	44.885	13.19
13/06/21	12:45:26	44.885	13.13
13/06/21	12:45:27	44.885	13.19
13/06/21	12:45:28	44.885	13.19
13/06/21	12:45:29	44.885	13.13
13/06/21	12:45:30	44.885	13.13
13/06/21	12:45:31	44.885	13.19
13/06/21	12:45:32	44.885	13.19
13/06/21	12:45:33	44.885	13.19
13/06/21	12:45:34	44.885	13.13
13/06/21	12:45:35	44.885	13.13
13/06/21	12:45:36	44.885	13.13
13/06/21	12:45:37	44.885	13.19
13/06/21	12:45:38	44.885	13.19
13/06/21	12:45:39	44.885	13.19
13/06/21	12:45:40	44.885	13.19
13/06/21	12:45:41	44.885	13.13
13/06/21	12:45:42	44.885	13.19
13/06/21	12:45:43	44.885	13.19
13/06/21	12:45:44	44.885	13.13
13/06/21	12:45:45	44.885	13.19
13/06/21	12:45:46	44.885	13.13
13/06/21	12:45:47	44.885	13.19
13/06/21	12:45:48	44.885	13.13
13/06/21	12:45:49	44.885	13.13
13/06/21	12:45:50	44.885	13.13
13/06/21	12:45:51	44.885	13.13
13/06/21	12:45:52	44.885	13.13
13/06/21	12:45:53	44.885	13.13
13/06/21	12:45:54	44.885	13.13
13/06/21	12:45:55	44.885	13.19
13/06/21	12:45:56	44.885	13.13
13/06/21	12:45:57	44.885	13.13
13/06/21	12:45:58	44.885	13.19
13/06/21	12:45:59	44.885	13.19
13/06/21	12:46:00	44.885	13.19
13/06/21	12:46:01	44.885	13.13
13/06/21	12:46:02	44.885	13.13
13/06/21	12:46:03	44.885	13.13

13/06/21	12:46:04	44.885	13.13
13/06/21	12:46:05	44.885	13.13
13/06/21	12:46:06	44.885	13.13
13/06/21	12:46:07	44.885	13.13
13/06/21	12:46:08	44.885	13.13
13/06/21	12:46:09	44.885	13.13
13/06/21	12:46:10	44.885	13.13
13/06/21	12:46:11	44.885	13.13
13/06/21	12:46:12	44.885	13.13
13/06/21	12:46:13	44.885	13.13
13/06/21	12:46:14	44.885	13.13
13/06/21	12:46:15	44.885	13.13
13/06/21	12:46:16	44.885	13.13
13/06/21	12:46:17	44.885	13.13
13/06/21	12:46:18	44.885	13.19
13/06/21	12:46:19	44.885	13.13
13/06/21	12:46:20	44.885	13.13
13/06/21	12:46:21	44.885	13.13
13/06/21	12:46:22	44.885	13.13
13/06/21	12:46:23	44.885	13.13
13/06/21	12:46:24	44.885	13.19
13/06/21	12:46:25	44.885	13.13
13/06/21	12:46:26	44.885	13.13
13/06/21	12:46:27	44.885	13.13
13/06/21	12:46:28	44.885	13.13
13/06/21	12:46:29	44.885	13.13
13/06/21	12:46:30	44.885	13.13
13/06/21	12:46:31	44.885	13.13
13/06/21	12:46:32	44.851	13.13
13/06/21	12:46:33	44.868	13.13
13/06/21	12:46:34	44.885	13.13
13/06/21	12:46:35	44.8	13.13
13/06/21	12:46:36	44.783	13.13
13/06/21	12:46:37	44.8	13.13
13/06/21	12:46:38	44.817	13.13
13/06/21	12:46:39	44.817	13.13
13/06/21	12:46:40	44.817	13.13
13/06/21	12:46:41	44.817	13.13
13/06/21	12:46:42	44.817	13.13
13/06/21	12:46:43	44.783	13.13
13/06/21	12:46:44	44.8	13.13
13/06/21	12:46:45	44.8	13.13
13/06/21	12:46:46	44.817	13.13
13/06/21	12:46:47	44.8	13.13
13/06/21	12:46:48	44.817	13.13
13/06/21	12:46:49	44.8	13.13
13/06/21	12:46:50	44.8	13.13
13/06/21	12:46:51	44.8	13.13
13/06/21	12:46:52	44.817	13.13
13/06/21	12:46:53	44.817	13.13
13/06/21	12:46:54	44.766	13.13
13/06/21	12:46:55	44.698	13.13
13/06/21	12:46:56	44.766	13.13
13/06/21	12:46:57	44.749	13.13
13/06/21	12:46:58	44.783	13.13
13/06/21	12:46:59	44.766	13.13
13/06/21	12:47:00	44.749	13.13
13/06/21	12:47:01	44.749	13.13
13/06/21	12:47:02	44.749	13.13
13/06/21	12:47:03	44.749	13.13
13/06/21	12:47:04	44.749	13.13

13/06/21	12:47:05	44.766	13.13
13/06/21	12:47:06	44.783	13.13
13/06/21	12:47:07	44.766	13.13
13/06/21	12:47:08	44.715	13.13
13/06/21	12:47:09	45.054	13.13
13/06/21	12:47:10	45.004	13.13
13/06/21	12:47:11	45.19	13.13
13/06/21	12:47:12	44.953	13.13
13/06/21	12:47:13	44.562	13.13
13/06/21	12:47:14	44.936	13.13
13/06/21	12:47:15	44.936	13.13
13/06/21	12:47:16	45.105	13.13
13/06/21	12:47:17	45.36	13.13
13/06/21	12:47:18	44.885	13.13
13/06/21	12:47:19	44.834	13.13
13/06/21	12:47:20	44.868	13.13
13/06/21	12:47:21	44.885	13.13
13/06/21	12:47:22	44.902	13.13
13/06/21	12:47:23	44.902	13.13
13/06/21	12:47:24	44.885	13.13
13/06/21	12:47:25	44.902	13.13
13/06/21	12:47:26	44.885	13.13
13/06/21	12:47:27	44.885	13.13
13/06/21	12:47:28	44.885	13.13
13/06/21	12:47:29	44.885	13.13
13/06/21	12:47:30	44.885	13.13
13/06/21	12:47:31	44.885	13.13
13/06/21	12:47:32	44.885	13.13
13/06/21	12:47:33	44.885	13.13
13/06/21	12:47:34	44.936	13.13
13/06/21	12:47:35	44.936	13.13
13/06/21	12:47:36	44.919	13.13
13/06/21	12:47:37	44.885	13.13
13/06/21	12:47:38	44.902	13.13
13/06/21	12:47:39	44.902	13.13
13/06/21	12:47:40	44.885	13.13
13/06/21	12:47:41	44.885	13.13
13/06/21	12:47:42	44.885	13.13
13/06/21	12:47:43	44.885	13.13
13/06/21	12:47:44	44.885	13.13
13/06/21	12:47:45	44.885	13.13
13/06/21	12:47:46	44.885	13.13
13/06/21	12:47:47	44.885	13.13
13/06/21	12:47:48	44.885	13.13
13/06/21	12:47:49	44.868	13.13
13/06/21	12:47:50	44.885	13.13
13/06/21	12:47:51	44.885	13.13
13/06/21	12:47:52	44.885	13.13
13/06/21	12:47:53	44.885	13.13
13/06/21	12:47:54	44.885	13.13
13/06/21	12:47:55	44.885	13.13
13/06/21	12:47:56	44.885	13.13
13/06/21	12:47:57	44.885	13.13
13/06/21	12:47:58	44.885	13.13
13/06/21	12:47:59	44.885	13.13
13/06/21	12:48:00	44.885	13.13
13/06/21	12:48:01	44.885	13.13
13/06/21	12:48:02	44.885	13.13
13/06/21	12:48:03	44.885	13.13
13/06/21	12:48:04	44.885	13.13
13/06/21	12:48:05	44.885	13.13

13/06/21	12:48:06	44.885	13.13
13/06/21	12:48:07	44.885	13.13
13/06/21	12:48:08	44.885	13.13
13/06/21	12:48:09	44.885	13.13
13/06/21	12:48:10	44.885	13.13
13/06/21	12:48:11	44.885	13.13
13/06/21	12:48:12	44.885	13.13
13/06/21	12:48:13	44.885	13.13
13/06/21	12:48:14	44.885	13.13
13/06/21	12:48:15	44.885	13.13
13/06/21	12:48:16	44.885	13.13
13/06/21	12:48:17	44.885	13.13
13/06/21	12:48:18	44.885	13.13
13/06/21	12:48:19	44.885	13.13
13/06/21	12:48:20	44.885	13.13
13/06/21	12:48:21	44.885	13.13
13/06/21	12:48:22	44.885	13.13
13/06/21	12:48:23	44.885	13.13
13/06/21	12:48:24	44.885	13.13
13/06/21	12:48:25	44.885	13.13
13/06/21	12:48:26	44.885	13.13
13/06/21	12:48:27	44.885	13.13
13/06/21	12:48:28	44.885	13.13
13/06/21	12:48:29	44.885	13.13
13/06/21	12:48:30	44.885	13.13
13/06/21	12:48:31	44.885	13.13
13/06/21	12:48:32	44.885	13.13
13/06/21	12:48:33	44.885	13.13
13/06/21	12:48:34	44.885	13.13
13/06/21	12:48:35	44.885	13.13
13/06/21	12:48:36	44.885	13.13
13/06/21	12:48:37	44.885	13.13
13/06/21	12:48:38	44.885	13.13
13/06/21	12:48:39	44.885	13.13
13/06/21	12:48:40	44.885	13.13
13/06/21	12:48:41	44.885	13.13
13/06/21	12:48:42	44.885	13.13
13/06/21	12:48:43	44.885	13.13
13/06/21	12:48:44	44.885	13.13
13/06/21	12:48:45	44.885	13.13
13/06/21	12:48:46	44.885	13.13
13/06/21	12:48:47	44.885	13.13
13/06/21	12:48:48	44.885	13.13
13/06/21	12:48:49	44.885	13.13
13/06/21	12:48:50	44.885	13.13
13/06/21	12:48:51	44.885	13.13
13/06/21	12:48:52	44.885	13.13
13/06/21	12:48:53	44.885	13.13
13/06/21	12:48:54	44.885	13.13
13/06/21	12:48:55	44.885	13.13
13/06/21	12:48:56	44.885	13.13
13/06/21	12:48:57	44.885	13.13
13/06/21	12:48:58	44.868	13.13
13/06/21	12:48:59	44.885	13.13
13/06/21	12:49:00	44.885	13.13
13/06/21	12:49:01	44.885	13.13
13/06/21	12:49:02	44.885	13.13
13/06/21	12:49:03	44.885	13.13
13/06/21	12:49:04	44.885	13.13
13/06/21	12:49:05	44.885	13.13
13/06/21	12:49:06	44.885	13.13

13/06/21	12:49:07	44.885	13.13
13/06/21	12:49:08	44.885	13.13
13/06/21	12:49:09	44.885	13.13
13/06/21	12:49:10	44.885	13.13
13/06/21	12:49:11	44.885	13.13
13/06/21	12:49:12	44.885	13.13
13/06/21	12:49:13	44.885	13.13
13/06/21	12:49:14	44.885	13.13
13/06/21	12:49:15	44.885	13.13
13/06/21	12:49:16	44.885	13.13
13/06/21	12:49:17	44.885	13.13
13/06/21	12:49:18	44.885	13.13
13/06/21	12:49:19	44.885	13.13
13/06/21	12:49:20	44.885	13.13
13/06/21	12:49:21	44.885	13.13
13/06/21	12:49:22	44.885	13.13
13/06/21	12:49:23	44.885	13.13
13/06/21	12:49:24	44.868	13.13
13/06/21	12:49:25	44.885	13.13
13/06/21	12:49:26	44.885	13.13
13/06/21	12:49:27	44.885	13.13
13/06/21	12:49:28	44.885	13.13
13/06/21	12:49:29	44.885	13.13
13/06/21	12:49:30	44.885	13.13
13/06/21	12:49:31	44.885	13.13
13/06/21	12:49:32	44.885	13.13
13/06/21	12:49:33	44.885	13.13
13/06/21	12:49:34	44.885	13.13
13/06/21	12:49:35	44.885	13.13
13/06/21	12:49:36	44.885	13.13
13/06/21	12:49:37	44.885	13.13
13/06/21	12:49:38	44.885	13.13
13/06/21	12:49:39	44.885	13.13
13/06/21	12:49:40	44.885	13.13
13/06/21	12:49:41	44.868	13.13
13/06/21	12:49:42	44.885	13.13
13/06/21	12:49:43	44.868	13.13
13/06/21	12:49:44	44.885	13.13
13/06/21	12:49:45	44.885	13.13
13/06/21	12:49:46	44.885	13.13
13/06/21	12:49:47	44.868	13.13
13/06/21	12:49:48	44.885	13.13
13/06/21	12:49:49	44.885	13.13
13/06/21	12:49:50	44.885	13.13
13/06/21	12:49:51	44.868	13.13
13/06/21	12:49:52	44.885	13.13
13/06/21	12:49:53	44.885	13.13
13/06/21	12:49:54	44.868	13.13
13/06/21	12:49:55	44.885	13.13
13/06/21	12:49:56	44.885	13.13
13/06/21	12:49:57	44.868	13.13
13/06/21	12:49:58	44.868	13.13
13/06/21	12:49:59	44.868	13.13
13/06/21	12:50:00	44.868	13.13
13/06/21	12:50:01	44.885	13.13
13/06/21	12:50:02	44.868	13.13
13/06/21	12:50:03	44.868	13.13
13/06/21	12:50:04	44.885	13.13
13/06/21	12:50:05	44.885	13.13
13/06/21	12:50:06	44.868	13.13
13/06/21	12:50:07	44.885	13.13

13/06/21	12:50:08	44.885	13.13
13/06/21	12:50:09	44.885	13.13
13/06/21	12:50:10	44.885	13.13
13/06/21	12:50:11	44.868	13.13
13/06/21	12:50:12	44.868	13.13
13/06/21	12:50:13	44.885	13.13
13/06/21	12:50:14	44.868	13.13
13/06/21	12:50:15	44.868	13.13
13/06/21	12:50:16	44.885	13.13
13/06/21	12:50:17	44.868	13.13
13/06/21	12:50:18	44.868	13.13
13/06/21	12:50:19	44.868	13.13
13/06/21	12:50:20	44.868	13.13
13/06/21	12:50:21	44.885	13.13
13/06/21	12:50:22	44.868	13.13
13/06/21	12:50:23	44.885	13.13
13/06/21	12:50:24	44.868	13.13
13/06/21	12:50:25	44.868	13.13
13/06/21	12:50:26	44.868	13.13
13/06/21	12:50:27	44.868	13.13
13/06/21	12:50:28	44.885	13.13
13/06/21	12:50:29	44.868	13.13
13/06/21	12:50:30	44.868	13.13
13/06/21	12:50:31	44.868	13.13
13/06/21	12:50:32	44.868	13.13
13/06/21	12:50:33	44.868	13.13
13/06/21	12:50:34	44.868	13.13
13/06/21	12:50:35	44.868	13.13
13/06/21	12:50:36	44.868	13.13
13/06/21	12:50:37	44.885	13.13
13/06/21	12:50:38	44.868	13.13
13/06/21	12:50:39	44.868	13.13
13/06/21	12:50:40	44.868	13.13
13/06/21	12:50:41	44.868	13.13
13/06/21	12:50:42	44.868	13.13
13/06/21	12:50:43	44.868	13.13
13/06/21	12:50:44	44.868	13.13
13/06/21	12:50:45	44.868	13.13
13/06/21	12:50:46	44.885	13.13
13/06/21	12:50:47	44.868	13.13
13/06/21	12:50:48	44.868	13.13
13/06/21	12:50:49	44.868	13.13
13/06/21	12:50:50	44.868	13.13
13/06/21	12:50:51	44.868	13.13
13/06/21	12:50:52	44.868	13.13
13/06/21	12:50:53	44.868	13.13
13/06/21	12:50:54	44.868	13.13
13/06/21	12:50:55	44.868	13.13
13/06/21	12:50:56	44.868	13.13
13/06/21	12:50:57	44.868	13.13
13/06/21	12:50:58	44.868	13.13
13/06/21	12:50:59	44.868	13.13
13/06/21	12:51:00	44.868	13.13
13/06/21	12:51:01	44.868	13.13
13/06/21	12:51:02	44.868	13.13
13/06/21	12:51:03	44.868	13.13
13/06/21	12:51:04	44.868	13.13
13/06/21	12:51:05	44.868	13.13
13/06/21	12:51:06	44.868	13.13
13/06/21	12:51:07	44.868	13.13
13/06/21	12:51:08	44.868	13.13

13/06/21	12:51:09	44.868	13.13
13/06/21	12:51:10	44.868	13.13
13/06/21	12:51:11	44.868	13.13
13/06/21	12:51:12	44.868	13.13
13/06/21	12:51:13	44.868	13.13
13/06/21	12:51:14	44.868	13.13
13/06/21	12:51:15	44.868	13.13
13/06/21	12:51:16	44.868	13.13
13/06/21	12:51:17	44.868	13.13
13/06/21	12:51:18	44.868	13.13
13/06/21	12:51:19	44.868	13.13
13/06/21	12:51:20	44.868	13.13
13/06/21	12:51:21	44.868	13.13
13/06/21	12:51:22	44.868	13.13
13/06/21	12:51:23	44.868	13.13
13/06/21	12:51:24	44.868	13.13
13/06/21	12:51:25	44.868	13.13
13/06/21	12:51:26	44.868	13.13
13/06/21	12:51:27	44.868	13.13
13/06/21	12:51:28	44.868	13.13
13/06/21	12:51:29	44.868	13.13
13/06/21	12:51:30	44.868	13.13
13/06/21	12:51:31	44.868	13.13
13/06/21	12:51:32	44.868	13.13
13/06/21	12:51:33	44.868	13.13
13/06/21	12:51:34	44.868	13.13
13/06/21	12:51:35	44.868	13.13
13/06/21	12:51:36	44.868	13.13
13/06/21	12:51:37	44.868	13.13
13/06/21	12:51:38	44.868	13.13
13/06/21	12:51:39	44.868	13.13
13/06/21	12:51:40	44.868	13.13
13/06/21	12:51:41	44.868	13.13
13/06/21	12:51:42	44.868	13.13
13/06/21	12:51:43	44.868	13.13
13/06/21	12:51:44	44.868	13.13
13/06/21	12:51:45	44.868	13.13
13/06/21	12:51:46	44.868	13.13
13/06/21	12:51:47	44.868	13.13
13/06/21	12:51:48	44.868	13.13
13/06/21	12:51:49	44.868	13.13
13/06/21	12:51:50	44.868	13.13
13/06/21	12:51:51	44.868	13.13
13/06/21	12:51:52	44.868	13.13
13/06/21	12:51:53	44.868	13.13
13/06/21	12:51:54	44.868	13.13
13/06/21	12:51:55	44.868	13.13
13/06/21	12:51:56	44.868	13.13
13/06/21	12:51:57	44.868	13.13
13/06/21	12:51:58	44.868	13.13
13/06/21	12:51:59	44.868	13.13
13/06/21	12:52:00	44.868	13.13
13/06/21	12:52:01	44.868	13.13
13/06/21	12:52:02	44.868	13.13
13/06/21	12:52:03	44.868	13.13
13/06/21	12:52:04	44.868	13.13
13/06/21	12:52:05	44.868	13.13
13/06/21	12:52:06	44.868	13.13
13/06/21	12:52:07	44.868	13.13
13/06/21	12:52:08	44.868	13.13
13/06/21	12:52:09	44.868	13.13

13/06/21	12:52:10	44.868	13.13
13/06/21	12:52:11	44.868	13.13
13/06/21	12:52:12	44.868	13.13
13/06/21	12:52:13	44.868	13.13
13/06/21	12:52:14	44.868	13.13
13/06/21	12:52:15	44.868	13.13
13/06/21	12:52:16	44.868	13.13
13/06/21	12:52:17	44.868	13.13
13/06/21	12:52:18	44.868	13.13
13/06/21	12:52:19	44.868	13.13
13/06/21	12:52:20	44.868	13.13
13/06/21	12:52:21	44.868	13.13
13/06/21	12:52:22	44.868	13.13
13/06/21	12:52:23	44.868	13.13
13/06/21	12:52:24	44.868	13.13
13/06/21	12:52:25	44.868	13.13
13/06/21	12:52:26	44.868	13.13
13/06/21	12:52:27	44.868	13.13
13/06/21	12:52:28	44.868	13.13
13/06/21	12:52:29	44.868	13.13
13/06/21	12:52:30	44.868	13.13
13/06/21	12:52:31	44.868	13.13
13/06/21	12:52:32	44.851	13.13
13/06/21	12:52:33	44.868	13.13
13/06/21	12:52:34	44.868	13.13
13/06/21	12:52:35	44.868	13.13
13/06/21	12:52:36	44.868	13.13
13/06/21	12:52:37	44.868	13.13
13/06/21	12:52:38	44.868	13.13
13/06/21	12:52:39	44.868	13.13
13/06/21	12:52:40	44.868	13.13
13/06/21	12:52:41	44.868	13.13
13/06/21	12:52:42	44.868	13.13
13/06/21	12:52:43	44.868	13.13
13/06/21	12:52:44	44.868	13.13
13/06/21	12:52:45	44.868	13.13
13/06/21	12:52:46	44.868	13.13
13/06/21	12:52:47	44.868	13.13
13/06/21	12:52:48	44.868	13.13
13/06/21	12:52:49	44.868	13.13
13/06/21	12:52:50	44.868	13.13
13/06/21	12:52:51	44.868	13.13
13/06/21	12:52:52	44.868	13.13
13/06/21	12:52:53	44.868	13.13
13/06/21	12:52:54	44.868	13.13
13/06/21	12:52:55	44.868	13.13
13/06/21	12:52:56	44.868	13.13
13/06/21	12:52:57	44.868	13.13
13/06/21	12:52:58	44.868	13.13
13/06/21	12:52:59	44.868	13.13
13/06/21	12:53:00	44.868	13.13
13/06/21	12:53:01	44.868	13.13
13/06/21	12:53:02	44.868	13.13
13/06/21	12:53:03	44.868	13.13
13/06/21	12:53:04	44.868	13.13
13/06/21	12:53:05	44.868	13.13
13/06/21	12:53:06	44.868	13.13
13/06/21	12:53:07	44.868	13.13
13/06/21	12:53:08	44.868	13.13
13/06/21	12:53:09	44.868	13.13
13/06/21	12:53:10	44.868	13.13

13/06/21	12:53:11	44.868	13.13
13/06/21	12:53:12	44.851	13.13
13/06/21	12:53:13	44.868	13.13
13/06/21	12:53:14	44.868	13.13
13/06/21	12:53:15	44.851	13.13
13/06/21	12:53:16	44.851	13.13
13/06/21	12:53:17	44.868	13.13
13/06/21	12:53:18	44.868	13.13
13/06/21	12:53:19	44.868	13.13
13/06/21	12:53:20	44.868	13.13
13/06/21	12:53:21	44.851	13.13
13/06/21	12:53:22	44.868	13.13
13/06/21	12:53:23	44.868	13.13
13/06/21	12:53:24	44.868	13.13
13/06/21	12:53:25	44.868	13.13
13/06/21	12:53:26	44.868	13.13
13/06/21	12:53:27	44.868	13.13
13/06/21	12:53:28	44.868	13.13
13/06/21	12:53:29	44.851	13.13
13/06/21	12:53:30	44.868	13.13
13/06/21	12:53:31	44.851	13.13
13/06/21	12:53:32	44.868	13.13
13/06/21	12:53:33	44.868	13.13
13/06/21	12:53:34	44.851	13.13
13/06/21	12:53:35	44.851	13.13
13/06/21	12:53:36	44.851	13.13
13/06/21	12:53:37	44.868	13.13
13/06/21	12:53:38	44.868	13.13
13/06/21	12:53:39	44.868	13.13
13/06/21	12:53:40	44.851	13.13
13/06/21	12:53:41	44.851	13.13
13/06/21	12:53:42	44.868	13.13
13/06/21	12:53:43	44.851	13.13
13/06/21	12:53:44	44.851	13.13
13/06/21	12:53:45	44.851	13.13
13/06/21	12:53:46	44.851	13.13
13/06/21	12:53:47	44.868	13.13
13/06/21	12:53:48	44.851	13.13
13/06/21	12:53:49	44.868	13.13
13/06/21	12:53:50	44.851	13.13
13/06/21	12:53:51	44.868	13.13
13/06/21	12:53:52	44.868	13.13
13/06/21	12:53:53	44.851	13.13
13/06/21	12:53:54	44.851	13.13
13/06/21	12:53:55	44.851	13.13
13/06/21	12:53:56	44.851	13.13
13/06/21	12:53:57	44.868	13.13
13/06/21	12:53:58	44.851	13.13
13/06/21	12:53:59	44.868	13.13
13/06/21	12:54:00	44.868	13.13
13/06/21	12:54:01	44.868	13.13
13/06/21	12:54:02	44.868	13.13
13/06/21	12:54:03	44.851	13.13
13/06/21	12:54:04	44.868	13.13
13/06/21	12:54:05	44.851	13.13
13/06/21	12:54:06	44.868	13.13
13/06/21	12:54:07	44.851	13.13
13/06/21	12:54:08	44.851	13.13
13/06/21	12:54:09	44.851	13.13
13/06/21	12:54:10	44.851	13.13
13/06/21	12:54:11	44.851	13.13

13/06/21	12:54:12	44.868	13.13
13/06/21	12:54:13	44.851	13.13
13/06/21	12:54:14	44.868	13.13
13/06/21	12:54:15	44.851	13.13
13/06/21	12:54:16	44.851	13.13
13/06/21	12:54:17	44.868	13.13
13/06/21	12:54:18	44.868	13.13
13/06/21	12:54:19	44.868	13.13
13/06/21	12:54:20	44.851	13.13
13/06/21	12:54:21	44.851	13.13
13/06/21	12:54:22	44.851	13.13
13/06/21	12:54:23	44.851	13.13
13/06/21	12:54:24	44.851	13.13
13/06/21	12:54:25	44.851	13.13
13/06/21	12:54:26	44.851	13.13
13/06/21	12:54:27	44.851	13.13
13/06/21	12:54:28	44.851	13.13
13/06/21	12:54:29	44.851	13.13
13/06/21	12:54:30	44.851	13.13
13/06/21	12:54:31	44.851	13.13
13/06/21	12:54:32	44.851	13.13
13/06/21	12:54:33	44.851	13.13
13/06/21	12:54:34	44.851	13.13
13/06/21	12:54:35	44.851	13.13
13/06/21	12:54:36	44.851	13.13
13/06/21	12:54:37	44.851	13.13
13/06/21	12:54:38	44.851	13.13
13/06/21	12:54:39	44.851	13.13
13/06/21	12:54:40	44.851	13.13
13/06/21	12:54:41	44.851	13.13
13/06/21	12:54:42	44.851	13.13
13/06/21	12:54:43	44.851	13.13
13/06/21	12:54:44	44.851	13.13
13/06/21	12:54:45	44.851	13.13
13/06/21	12:54:46	44.851	13.13
13/06/21	12:54:47	44.851	13.13
13/06/21	12:54:48	44.851	13.13
13/06/21	12:54:49	44.851	13.13
13/06/21	12:54:50	44.851	13.13
13/06/21	12:54:51	44.851	13.13
13/06/21	12:54:52	44.851	13.13
13/06/21	12:54:53	44.851	13.13
13/06/21	12:54:54	44.851	13.13
13/06/21	12:54:55	44.851	13.13
13/06/21	12:54:56	44.851	13.13
13/06/21	12:54:57	44.851	13.13
13/06/21	12:54:58	44.851	13.13
13/06/21	12:54:59	44.851	13.13
13/06/21	12:55:00	44.851	13.13
13/06/21	12:55:01	44.851	13.13
13/06/21	12:55:02	44.851	13.13
13/06/21	12:55:03	44.851	13.13
13/06/21	12:55:04	44.851	13.13
13/06/21	12:55:05	44.851	13.13
13/06/21	12:55:06	44.851	13.13
13/06/21	12:55:07	44.851	13.13
13/06/21	12:55:08	44.851	13.13
13/06/21	12:55:09	44.851	13.13
13/06/21	12:55:10	44.851	13.13
13/06/21	12:55:11	44.851	13.13
13/06/21	12:55:12	44.851	13.13

13/06/21	12:55:13	44.851	13.13
13/06/21	12:55:14	44.851	13.13
13/06/21	12:55:15	44.851	13.13
13/06/21	12:55:16	44.851	13.13
13/06/21	12:55:17	44.851	13.13
13/06/21	12:55:18	44.851	13.13
13/06/21	12:55:19	44.851	13.13
13/06/21	12:55:20	44.851	13.13
13/06/21	12:55:21	44.851	13.13
13/06/21	12:55:22	44.851	13.13
13/06/21	12:55:23	44.851	13.13
13/06/21	12:55:24	44.851	13.13
13/06/21	12:55:25	44.868	13.13
13/06/21	12:55:26	44.851	13.13
13/06/21	12:55:27	44.851	13.13
13/06/21	12:55:28	44.851	13.13
13/06/21	12:55:29	44.851	13.13
13/06/21	12:55:30	44.851	13.13
13/06/21	12:55:31	44.851	13.13
13/06/21	12:55:32	44.851	13.13
13/06/21	12:55:33	44.851	13.13
13/06/21	12:55:34	44.851	13.13
13/06/21	12:55:35	44.851	13.13
13/06/21	12:55:36	44.851	13.13
13/06/21	12:55:37	44.851	13.13
13/06/21	12:55:38	44.851	13.13
13/06/21	12:55:39	44.851	13.13
13/06/21	12:55:40	44.851	13.13
13/06/21	12:55:41	44.851	13.13
13/06/21	12:55:42	44.851	13.13
13/06/21	12:55:43	44.851	13.13
13/06/21	12:55:44	44.851	13.13
13/06/21	12:55:45	44.851	13.13
13/06/21	12:55:46	44.851	13.13
13/06/21	12:55:47	44.851	13.13
13/06/21	12:55:48	44.851	13.13
13/06/21	12:55:49	44.851	13.13
13/06/21	12:55:50	44.851	13.13
13/06/21	12:55:51	44.851	13.13
13/06/21	12:55:52	44.851	13.13
13/06/21	12:55:53	44.851	13.13
13/06/21	12:55:54	44.851	13.13
13/06/21	12:55:55	44.851	13.13
13/06/21	12:55:56	44.851	13.13
13/06/21	12:55:57	44.851	13.13
13/06/21	12:55:58	44.851	13.13
13/06/21	12:55:59	44.851	13.13
13/06/21	12:56:00	44.851	13.13
13/06/21	12:56:01	44.851	13.13
13/06/21	12:56:02	44.851	13.13
13/06/21	12:56:03	44.851	13.13
13/06/21	12:56:04	44.851	13.13
13/06/21	12:56:05	44.851	13.13
13/06/21	12:56:06	44.851	13.13
13/06/21	12:56:07	44.851	13.13
13/06/21	12:56:08	44.851	13.13
13/06/21	12:56:09	44.851	13.13
13/06/21	12:56:10	44.851	13.13
13/06/21	12:56:11	44.851	13.13
13/06/21	12:56:12	44.851	13.13
13/06/21	12:56:13	44.851	13.13

13/06/21	12:56:14	44.851	13.13
13/06/21	12:56:15	44.851	13.13
13/06/21	12:56:16	44.851	13.13
13/06/21	12:56:17	44.851	13.13
13/06/21	12:56:18	44.851	13.13
13/06/21	12:56:19	44.851	13.13
13/06/21	12:56:20	44.851	13.13
13/06/21	12:56:21	44.851	13.13
13/06/21	12:56:22	44.851	13.13
13/06/21	12:56:23	44.851	13.13
13/06/21	12:56:24	44.851	13.13
13/06/21	12:56:25	44.851	13.13
13/06/21	12:56:26	44.851	13.13
13/06/21	12:56:27	44.851	13.13
13/06/21	12:56:28	44.851	13.13
13/06/21	12:56:29	44.851	13.13
13/06/21	12:56:30	44.851	13.13
13/06/21	12:56:31	44.851	13.13
13/06/21	12:56:32	44.851	13.13
13/06/21	12:56:33	44.851	13.13
13/06/21	12:56:34	44.851	13.13
13/06/21	12:56:35	44.851	13.13
13/06/21	12:56:36	44.851	13.13
13/06/21	12:56:37	44.851	13.13
13/06/21	12:56:38	44.851	13.13
13/06/21	12:56:39	44.851	13.13
13/06/21	12:56:40	44.851	13.13
13/06/21	12:56:41	44.851	13.13
13/06/21	12:56:42	44.851	13.13
13/06/21	12:56:43	44.851	13.13
13/06/21	12:56:44	44.851	13.13
13/06/21	12:56:45	44.851	13.13
13/06/21	12:56:46	44.851	13.13
13/06/21	12:56:47	44.851	13.13
13/06/21	12:56:48	44.851	13.13
13/06/21	12:56:49	44.851	13.13
13/06/21	12:56:50	44.851	13.13
13/06/21	12:56:51	44.851	13.13
13/06/21	12:56:52	44.851	13.13
13/06/21	12:56:53	44.851	13.13
13/06/21	12:56:54	44.851	13.13
13/06/21	12:56:55	44.851	13.13
13/06/21	12:56:56	44.851	13.13
13/06/21	12:56:57	44.851	13.13
13/06/21	12:56:58	44.851	13.13
13/06/21	12:56:59	44.851	13.13
13/06/21	12:57:00	44.851	13.13
13/06/21	12:57:01	44.851	13.13
13/06/21	12:57:02	44.851	13.13
13/06/21	12:57:03	44.851	13.13
13/06/21	12:57:04	44.851	13.13
13/06/21	12:57:05	44.851	13.13
13/06/21	12:57:06	44.851	13.13
13/06/21	12:57:07	44.851	13.13
13/06/21	12:57:08	44.851	13.13
13/06/21	12:57:09	44.851	13.13
13/06/21	12:57:10	44.851	13.13
13/06/21	12:57:11	44.851	13.13
13/06/21	12:57:12	44.851	13.13
13/06/21	12:57:13	44.851	13.13
13/06/21	12:57:14	44.851	13.13

13/06/21	12:57:15	44.851	13.13
13/06/21	12:57:16	44.851	13.13
13/06/21	12:57:17	44.851	13.13
13/06/21	12:57:18	44.851	13.13
13/06/21	12:57:19	44.851	13.13
13/06/21	12:57:20	44.851	13.13
13/06/21	12:57:21	44.851	13.13
13/06/21	12:57:22	44.851	13.13
13/06/21	12:57:23	44.851	13.13
13/06/21	12:57:24	44.851	13.13
13/06/21	12:57:25	44.851	13.13
13/06/21	12:57:26	44.851	13.13
13/06/21	12:57:27	44.851	13.13
13/06/21	12:57:28	44.851	13.13
13/06/21	12:57:29	44.851	13.13
13/06/21	12:57:30	44.851	13.13
13/06/21	12:57:31	44.851	13.13
13/06/21	12:57:32	44.851	13.13
13/06/21	12:57:33	44.851	13.13
13/06/21	12:57:34	44.851	13.13
13/06/21	12:57:35	44.851	13.13
13/06/21	12:57:36	44.851	13.13
13/06/21	12:57:37	44.851	13.13
13/06/21	12:57:38	44.851	13.13
13/06/21	12:57:39	44.851	13.13
13/06/21	12:57:40	44.851	13.13
13/06/21	12:57:41	44.851	13.13
13/06/21	12:57:42	44.851	13.13
13/06/21	12:57:43	44.851	13.13
13/06/21	12:57:44	44.851	13.13
13/06/21	12:57:45	44.851	13.13
13/06/21	12:57:46	44.851	13.13
13/06/21	12:57:47	44.851	13.13
13/06/21	12:57:48	44.851	13.13
13/06/21	12:57:49	44.851	13.13
13/06/21	12:57:50	44.851	13.13
13/06/21	12:57:51	44.851	13.13
13/06/21	12:57:52	44.851	13.13
13/06/21	12:57:53	44.851	13.13
13/06/21	12:57:54	44.851	13.13
13/06/21	12:57:55	44.851	13.13
13/06/21	12:57:56	44.851	13.13
13/06/21	12:57:57	44.851	13.13
13/06/21	12:57:58	44.851	13.13
13/06/21	12:57:59	44.851	13.13
13/06/21	12:58:00	44.851	13.13
13/06/21	12:58:01	44.851	13.13
13/06/21	12:58:02	44.851	13.13
13/06/21	12:58:03	44.851	13.13
13/06/21	12:58:04	44.851	13.13
13/06/21	12:58:05	44.851	13.13
13/06/21	12:58:06	44.851	13.13
13/06/21	12:58:07	44.851	13.13
13/06/21	12:58:08	44.851	13.13
13/06/21	12:58:09	44.851	13.13
13/06/21	12:58:10	44.851	13.13
13/06/21	12:58:11	44.851	13.13
13/06/21	12:58:12	44.851	13.13
13/06/21	12:58:13	44.851	13.13
13/06/21	12:58:14	44.851	13.13
13/06/21	12:58:15	44.851	13.13

13/06/21	12:58:16	44.851	13.13
13/06/21	12:58:17	44.851	13.13
13/06/21	12:58:18	44.851	13.13
13/06/21	12:58:19	44.851	13.13
13/06/21	12:58:20	44.851	13.13
13/06/21	12:58:21	44.851	13.13
13/06/21	12:58:22	44.851	13.13
13/06/21	12:58:23	44.851	13.13
13/06/21	12:58:24	44.851	13.13
13/06/21	12:58:25	44.851	13.13
13/06/21	12:58:26	44.851	13.13
13/06/21	12:58:27	44.834	13.13
13/06/21	12:58:28	44.851	13.13
13/06/21	12:58:29	44.851	13.13
13/06/21	12:58:30	44.851	13.13
13/06/21	12:58:31	44.851	13.13
13/06/21	12:58:32	44.851	13.13
13/06/21	12:58:33	44.851	13.13
13/06/21	12:58:34	44.851	13.13
13/06/21	12:58:35	44.851	13.13
13/06/21	12:58:36	44.851	13.13
13/06/21	12:58:37	44.851	13.13
13/06/21	12:58:38	44.851	13.13
13/06/21	12:58:39	44.851	13.13
13/06/21	12:58:40	44.851	13.13
13/06/21	12:58:41	44.851	13.13
13/06/21	12:58:42	44.851	13.13
13/06/21	12:58:43	44.851	13.13
13/06/21	12:58:44	44.851	13.13
13/06/21	12:58:45	44.851	13.13
13/06/21	12:58:46	44.851	13.13
13/06/21	12:58:47	44.851	13.13
13/06/21	12:58:48	44.851	13.13
13/06/21	12:58:49	44.851	13.13
13/06/21	12:58:50	44.851	13.13
13/06/21	12:58:51	44.851	13.13
13/06/21	12:58:52	44.851	13.13
13/06/21	12:58:53	44.851	13.13
13/06/21	12:58:54	44.851	13.13
13/06/21	12:58:55	44.851	13.13
13/06/21	12:58:56	44.851	13.13
13/06/21	12:58:57	44.851	13.13
13/06/21	12:58:58	44.851	13.13
13/06/21	12:58:59	44.851	13.13
13/06/21	12:59:00	44.851	13.13
13/06/21	12:59:01	44.851	13.06
13/06/21	12:59:02	44.851	13.13
13/06/21	12:59:03	44.851	13.13
13/06/21	12:59:04	44.851	13.13
13/06/21	12:59:05	44.851	13.13
13/06/21	12:59:06	44.851	13.13
13/06/21	12:59:07	44.851	13.13
13/06/21	12:59:08	44.851	13.13
13/06/21	12:59:09	44.851	13.13
13/06/21	12:59:10	44.851	13.13
13/06/21	12:59:11	44.851	13.13
13/06/21	12:59:12	44.851	13.13
13/06/21	12:59:13	44.851	13.13
13/06/21	12:59:14	44.851	13.13
13/06/21	12:59:15	44.851	13.13
13/06/21	12:59:16	44.851	13.13

13/06/21	12:59:17	44.851	13.13
13/06/21	12:59:18	44.851	13.13
13/06/21	12:59:19	44.851	13.13
13/06/21	12:59:20	44.851	13.13
13/06/21	12:59:21	44.851	13.13
13/06/21	12:59:22	44.851	13.13
13/06/21	12:59:23	44.851	13.13
13/06/21	12:59:24	44.851	13.06
13/06/21	12:59:25	44.851	13.13
13/06/21	12:59:26	44.851	13.13
13/06/21	12:59:27	44.851	13.13
13/06/21	12:59:28	44.851	13.13
13/06/21	12:59:29	44.851	13.13
13/06/21	12:59:30	44.851	13.06
13/06/21	12:59:31	44.851	13.13
13/06/21	12:59:32	44.851	13.13
13/06/21	12:59:33	44.834	13.13
13/06/21	12:59:34	44.851	13.13
13/06/21	12:59:35	44.851	13.13
13/06/21	12:59:36	44.851	13.13
13/06/21	12:59:37	44.851	13.13
13/06/21	12:59:38	44.851	13.06
13/06/21	12:59:39	44.851	13.13
13/06/21	12:59:40	44.851	13.13
13/06/21	12:59:41	44.851	13.13
13/06/21	12:59:42	44.851	13.13
13/06/21	12:59:43	44.834	13.13
13/06/21	12:59:44	44.851	13.13
13/06/21	12:59:45	44.851	13.13
13/06/21	12:59:46	44.851	13.13
13/06/21	12:59:47	44.851	13.13
13/06/21	12:59:48	44.851	13.13
13/06/21	12:59:49	44.851	13.13
13/06/21	12:59:50	44.834	13.13
13/06/21	12:59:51	44.851	13.13
13/06/21	12:59:52	44.851	13.13
13/06/21	12:59:53	44.834	13.06
13/06/21	12:59:54	44.851	13.13
13/06/21	12:59:55	44.851	13.13
13/06/21	12:59:56	44.851	13.13
13/06/21	12:59:57	44.851	13.06
13/06/21	12:59:58	44.851	13.13
13/06/21	12:59:59	44.851	13.06
13/06/21	13:00:00	44.851	13.13
13/06/21	13:00:01	44.851	13.13
13/06/21	13:00:02	44.851	13.13
13/06/21	13:00:03	44.851	13.06
13/06/21	13:00:04	44.851	13.06
13/06/21	13:00:05	44.851	13.13
13/06/21	13:00:06	44.851	13.13
13/06/21	13:00:07	44.851	13.13
13/06/21	13:00:08	44.851	13.13
13/06/21	13:00:09	44.851	13.06
13/06/21	13:00:10	44.851	13.13
13/06/21	13:00:11	44.851	13.13
13/06/21	13:00:12	44.851	13.13
13/06/21	13:00:13	44.851	13.13
13/06/21	13:00:14	44.851	13.06
13/06/21	13:00:15	44.851	13.13
13/06/21	13:00:16	44.851	13.13
13/06/21	13:00:17	44.851	13.06

13/06/21	13:00:18	44.851	13.13
13/06/21	13:00:19	44.851	13.06
13/06/21	13:00:20	44.851	13.13
13/06/21	13:00:21	44.834	13.13
13/06/21	13:00:22	44.851	13.06
13/06/21	13:00:23	44.851	13.13
13/06/21	13:00:24	44.851	13.13
13/06/21	13:00:25	44.834	13.13
13/06/21	13:00:26	44.851	13.13
13/06/21	13:00:27	44.851	13.13
13/06/21	13:00:28	44.851	13.06
13/06/21	13:00:29	44.851	13.13
13/06/21	13:00:30	44.834	13.13
13/06/21	13:00:31	44.834	13.13
13/06/21	13:00:32	44.851	13.06
13/06/21	13:00:33	44.851	13.13
13/06/21	13:00:34	44.851	13.13
13/06/21	13:00:35	44.834	13.13
13/06/21	13:00:36	44.851	13.13
13/06/21	13:00:37	44.834	13.13
13/06/21	13:00:38	44.851	13.13
13/06/21	13:00:39	44.851	13.13
13/06/21	13:00:40	44.834	13.13
13/06/21	13:00:41	44.834	13.06
13/06/21	13:00:42	44.851	13.13
13/06/21	13:00:43	44.834	13.13
13/06/21	13:00:44	44.851	13.13
13/06/21	13:00:45	44.834	13.13
13/06/21	13:00:46	44.834	13.06
13/06/21	13:00:47	44.851	13.13
13/06/21	13:00:48	44.851	13.13
13/06/21	13:00:49	44.834	13.13
13/06/21	13:00:50	44.834	13.13
13/06/21	13:00:51	44.851	13.13
13/06/21	13:00:52	44.834	13.06
13/06/21	13:00:53	44.851	13.13
13/06/21	13:00:54	44.834	13.06
13/06/21	13:00:55	44.834	13.13
13/06/21	13:00:56	44.834	13.06
13/06/21	13:00:57	44.834	13.13
13/06/21	13:00:58	44.834	13.13
13/06/21	13:00:59	44.834	13.13
13/06/21	13:01:00	44.851	13.13
13/06/21	13:01:01	44.834	13.06
13/06/21	13:01:02	44.834	13.06
13/06/21	13:01:03	44.851	13.06
13/06/21	13:01:04	44.834	13.13
13/06/21	13:01:05	44.834	13.06
13/06/21	13:01:06	44.834	13.13
13/06/21	13:01:07	44.834	13.06
13/06/21	13:01:08	44.834	13.13
13/06/21	13:01:09	44.834	13.06
13/06/21	13:01:10	44.834	13.06
13/06/21	13:01:11	44.834	13.13
13/06/21	13:01:12	44.834	13.13
13/06/21	13:01:13	44.834	13.13
13/06/21	13:01:14	44.834	13.06
13/06/21	13:01:15	44.851	13.13
13/06/21	13:01:16	44.834	13.13
13/06/21	13:01:17	44.834	13.13
13/06/21	13:01:18	44.834	13.06

13/06/21	13:01:19	44.834	13.06
13/06/21	13:01:20	44.834	13.13
13/06/21	13:01:21	44.834	13.13
13/06/21	13:01:22	44.834	13.06
13/06/21	13:01:23	44.834	13.06
13/06/21	13:01:24	44.834	13.13
13/06/21	13:01:25	44.834	13.06
13/06/21	13:01:26	44.834	13.06
13/06/21	13:01:27	44.834	13.13
13/06/21	13:01:28	44.851	13.06
13/06/21	13:01:29	44.834	13.13
13/06/21	13:01:30	44.834	13.13
13/06/21	13:01:31	44.834	13.13
13/06/21	13:01:32	44.834	13.06
13/06/21	13:01:33	44.834	13.06
13/06/21	13:01:34	44.834	13.13
13/06/21	13:01:35	44.834	13.06
13/06/21	13:01:36	44.834	13.06
13/06/21	13:01:37	44.834	13.06
13/06/21	13:01:38	44.834	13.13
13/06/21	13:01:39	44.834	13.06
13/06/21	13:01:40	44.834	13.13
13/06/21	13:01:41	44.834	13.06
13/06/21	13:01:42	44.834	13.13
13/06/21	13:01:43	44.834	13.13
13/06/21	13:01:44	44.834	13.06
13/06/21	13:01:45	44.834	13.06
13/06/21	13:01:46	44.834	13.13
13/06/21	13:01:47	44.834	13.06
13/06/21	13:01:48	44.834	13.13
13/06/21	13:01:49	44.834	13.13
13/06/21	13:01:50	44.834	13.13
13/06/21	13:01:51	44.834	13.06
13/06/21	13:01:52	44.834	13.06
13/06/21	13:01:53	44.834	13.06
13/06/21	13:01:54	44.834	13.06
13/06/21	13:01:55	44.834	13.06
13/06/21	13:01:56	44.834	13.06
13/06/21	13:01:57	44.834	13.13
13/06/21	13:01:58	44.834	13.13
13/06/21	13:01:59	44.834	13.13
13/06/21	13:02:00	44.834	13.06
13/06/21	13:02:01	44.834	13.06
13/06/21	13:02:02	44.834	13.06
13/06/21	13:02:03	44.834	13.06
13/06/21	13:02:04	44.834	13.06
13/06/21	13:02:05	44.834	13.06
13/06/21	13:02:06	44.834	13.06
13/06/21	13:02:07	44.834	13.13
13/06/21	13:02:08	44.834	13.06
13/06/21	13:02:09	44.834	13.06
13/06/21	13:02:10	44.834	13.06
13/06/21	13:02:11	44.834	13.06
13/06/21	13:02:12	44.834	13.06
13/06/21	13:02:13	44.834	13.13
13/06/21	13:02:14	44.834	13.06
13/06/21	13:02:15	44.834	13.06
13/06/21	13:02:16	44.834	13.13
13/06/21	13:02:17	44.834	13.06
13/06/21	13:02:18	44.834	13.13
13/06/21	13:02:19	44.834	13.13

13/06/21	13:02:20	44.834	13.13
13/06/21	13:02:21	44.834	13.13
13/06/21	13:02:22	44.834	13.06
13/06/21	13:02:23	44.834	13.06
13/06/21	13:02:24	44.834	13.06
13/06/21	13:02:25	44.834	13.13
13/06/21	13:02:26	44.834	13.06
13/06/21	13:02:27	44.834	13.06
13/06/21	13:02:28	44.834	13.06
13/06/21	13:02:29	44.834	13.06
13/06/21	13:02:30	44.834	13.06
13/06/21	13:02:31	44.834	13.13
13/06/21	13:02:32	44.834	13.06
13/06/21	13:02:33	44.834	13.06
13/06/21	13:02:34	44.834	13.06
13/06/21	13:02:35	44.834	13.13
13/06/21	13:02:36	44.834	13.06
13/06/21	13:02:37	44.834	13.06
13/06/21	13:02:38	44.834	13.06
13/06/21	13:02:39	44.834	13.13
13/06/21	13:02:40	44.834	13.06
13/06/21	13:02:41	44.834	13.06
13/06/21	13:02:42	44.834	13.06
13/06/21	13:02:43	44.834	13.06
13/06/21	13:02:44	44.834	13.06
13/06/21	13:02:45	44.834	13.13
13/06/21	13:02:46	44.834	13.13
13/06/21	13:02:47	44.834	13.06
13/06/21	13:02:48	44.834	13.13
13/06/21	13:02:49	44.834	13.13
13/06/21	13:02:50	44.834	13.06
13/06/21	13:02:51	44.834	13.06
13/06/21	13:02:52	44.834	13.06
13/06/21	13:02:53	44.834	13.06
13/06/21	13:02:54	44.834	13.06
13/06/21	13:02:55	44.834	13.06
13/06/21	13:02:56	44.834	13.06
13/06/21	13:02:57	44.834	13.06
13/06/21	13:02:58	44.834	13.06
13/06/21	13:02:59	44.834	13.13
13/06/21	13:03:00	44.817	13.06
13/06/21	13:03:01	44.834	13.06
13/06/21	13:03:02	44.834	13.06
13/06/21	13:03:03	44.834	13.06
13/06/21	13:03:04	44.834	13.06
13/06/21	13:03:05	44.834	13.06
13/06/21	13:03:06	44.834	13.06
13/06/21	13:03:07	44.834	13.13
13/06/21	13:03:08	44.834	13.06
13/06/21	13:03:09	44.834	13.06
13/06/21	13:03:10	44.817	13.06
13/06/21	13:03:11	44.834	13.06
13/06/21	13:03:12	44.834	13.06
13/06/21	13:03:13	44.817	13.06
13/06/21	13:03:14	44.834	13.06
13/06/21	13:03:15	44.834	13.06
13/06/21	13:03:16	44.834	13.06
13/06/21	13:03:17	44.834	13.06
13/06/21	13:03:18	44.834	13.06
13/06/21	13:03:19	44.834	13.06
13/06/21	13:03:20	44.834	13.13

13/06/21	13:03:21	44.834	13.13
13/06/21	13:03:22	44.834	13.06
13/06/21	13:03:23	44.834	13.06
13/06/21	13:03:24	44.834	13.06
13/06/21	13:03:25	44.834	13.06
13/06/21	13:03:26	44.834	13.06
13/06/21	13:03:27	44.834	13.06
13/06/21	13:03:28	44.834	13.13
13/06/21	13:03:29	44.817	13.06
13/06/21	13:03:30	44.834	13.06
13/06/21	13:03:31	44.834	13.06
13/06/21	13:03:32	44.834	13.06
13/06/21	13:03:33	44.834	13.06
13/06/21	13:03:34	44.834	13.13
13/06/21	13:03:35	44.834	13.06
13/06/21	13:03:36	44.834	13.06
13/06/21	13:03:37	44.834	13.06
13/06/21	13:03:38	44.834	13.06
13/06/21	13:03:39	44.817	13.06
13/06/21	13:03:40	44.834	13.06
13/06/21	13:03:41	44.834	13.06
13/06/21	13:03:42	44.817	13.13
13/06/21	13:03:43	44.834	13.06
13/06/21	13:03:44	44.817	13.06
13/06/21	13:03:45	44.834	13.06
13/06/21	13:03:46	44.817	13.06
13/06/21	13:03:47	44.834	13.06
13/06/21	13:03:48	44.817	13.06
13/06/21	13:03:49	44.834	13.06
13/06/21	13:03:50	44.817	13.06
13/06/21	13:03:51	44.817	13.06
13/06/21	13:03:52	44.834	13.06
13/06/21	13:03:53	44.834	13.06
13/06/21	13:03:54	44.817	13.06
13/06/21	13:03:55	44.834	13.06
13/06/21	13:03:56	44.817	13.06
13/06/21	13:03:57	44.817	13.06
13/06/21	13:03:58	44.817	13.06
13/06/21	13:03:59	44.834	13.06
13/06/21	13:04:00	44.834	13.06
13/06/21	13:04:01	44.817	13.06
13/06/21	13:04:02	44.834	13.06
13/06/21	13:04:03	44.834	13.06
13/06/21	13:04:04	44.817	13.06
13/06/21	13:04:05	44.834	13.06
13/06/21	13:04:06	44.834	13.13
13/06/21	13:04:07	44.817	13.06
13/06/21	13:04:08	44.834	13.06
13/06/21	13:04:09	44.834	13.06
13/06/21	13:04:10	44.834	13.06
13/06/21	13:04:11	44.834	13.06
13/06/21	13:04:12	44.817	13.06
13/06/21	13:04:13	44.817	13.06
13/06/21	13:04:14	44.817	13.06
13/06/21	13:04:15	44.817	13.06
13/06/21	13:04:16	44.834	13.06
13/06/21	13:04:17	44.834	13.06
13/06/21	13:04:18	44.817	13.06
13/06/21	13:04:19	44.834	13.06
13/06/21	13:04:20	44.834	13.06
13/06/21	13:04:21	44.834	13.06

13/06/21	13:04:22	44.817	13.06
13/06/21	13:04:23	44.834	13.06
13/06/21	13:04:24	44.817	13.06
13/06/21	13:04:25	44.817	13.06
13/06/21	13:04:26	44.834	13.06
13/06/21	13:04:27	44.817	13.06
13/06/21	13:04:28	44.834	13.06
13/06/21	13:04:29	44.834	13.06
13/06/21	13:04:30	44.817	13.06
13/06/21	13:04:31	44.817	13.06
13/06/21	13:04:32	44.834	13.06
13/06/21	13:04:33	44.817	13.06
13/06/21	13:04:34	44.834	13.06
13/06/21	13:04:35	44.817	13.06
13/06/21	13:04:36	44.817	13.06
13/06/21	13:04:37	44.817	13.06
13/06/21	13:04:38	44.817	13.06
13/06/21	13:04:39	44.817	13.06
13/06/21	13:04:40	44.817	13.06
13/06/21	13:04:41	44.834	13.06
13/06/21	13:04:42	44.817	13.06
13/06/21	13:04:43	44.817	13.06
13/06/21	13:04:44	44.817	13.06
13/06/21	13:04:45	44.834	13.06
13/06/21	13:04:46	44.817	13.06
13/06/21	13:04:47	44.817	13.06
13/06/21	13:04:48	44.834	13.06
13/06/21	13:04:49	44.817	13.06
13/06/21	13:04:50	44.834	13.06
13/06/21	13:04:51	44.834	13.06
13/06/21	13:04:52	44.817	13.06
13/06/21	13:04:53	44.834	13.06
13/06/21	13:04:54	44.834	13.06
13/06/21	13:04:55	44.817	13.06
13/06/21	13:04:56	44.817	13.06
13/06/21	13:04:57	44.817	13.06
13/06/21	13:04:58	44.817	13.06
13/06/21	13:04:59	44.817	13.06
13/06/21	13:05:00	44.817	13.06
13/06/21	13:05:01	44.817	13.06
13/06/21	13:05:02	44.817	13.06
13/06/21	13:05:03	44.817	13.06
13/06/21	13:05:04	44.817	13.06
13/06/21	13:05:05	44.817	13.06
13/06/21	13:05:06	44.817	13.06
13/06/21	13:05:07	44.817	13.06
13/06/21	13:05:08	44.817	13.06
13/06/21	13:05:09	44.817	13.06
13/06/21	13:05:10	44.817	13.06
13/06/21	13:05:11	44.817	13.06
13/06/21	13:05:12	44.817	13.06
13/06/21	13:05:13	44.817	13.06
13/06/21	13:05:14	44.817	13.06
13/06/21	13:05:15	44.817	13.06
13/06/21	13:05:16	44.817	13.06
13/06/21	13:05:17	44.817	13.06
13/06/21	13:05:18	44.817	13.06
13/06/21	13:05:19	44.817	13.06
13/06/21	13:05:20	44.817	13.06
13/06/21	13:05:21	44.817	13.06
13/06/21	13:05:22	44.817	13.06

13/06/21	13:05:23	44.817	13.06
13/06/21	13:05:24	44.817	13.06
13/06/21	13:05:25	44.817	13.06
13/06/21	13:05:26	44.817	13.06
13/06/21	13:05:27	44.817	13.06
13/06/21	13:05:28	44.817	13.06
13/06/21	13:05:29	44.817	13.06
13/06/21	13:05:30	44.817	13.06
13/06/21	13:05:31	44.817	13.06
13/06/21	13:05:32	44.817	13.06
13/06/21	13:05:33	44.817	13.06
13/06/21	13:05:34	44.817	13.06
13/06/21	13:05:35	44.817	13.06
13/06/21	13:05:36	44.817	13.06
13/06/21	13:05:37	44.817	13.06
13/06/21	13:05:38	44.817	13.06
13/06/21	13:05:39	44.817	13.06
13/06/21	13:05:40	44.817	13.06
13/06/21	13:05:41	44.817	13.06
13/06/21	13:05:42	44.817	13.06
13/06/21	13:05:43	44.817	13.06
13/06/21	13:05:44	44.817	13.06
13/06/21	13:05:45	44.817	13.06
13/06/21	13:05:46	44.817	13.06
13/06/21	13:05:47	44.817	13.06
13/06/21	13:05:48	44.817	13.06
13/06/21	13:05:49	44.817	13.06
13/06/21	13:05:50	44.817	13.06
13/06/21	13:05:51	44.817	13.06
13/06/21	13:05:52	44.817	13.06
13/06/21	13:05:53	44.817	13.06
13/06/21	13:05:54	44.817	13.06
13/06/21	13:05:55	44.817	13.06
13/06/21	13:05:56	44.817	13.06
13/06/21	13:05:57	44.817	13.06
13/06/21	13:05:58	44.817	13.06
13/06/21	13:05:59	44.817	13.06
13/06/21	13:06:00	44.817	13.06
13/06/21	13:06:01	44.817	13.06
13/06/21	13:06:02	44.817	13.06
13/06/21	13:06:03	44.817	13.06
13/06/21	13:06:04	44.817	13.06
13/06/21	13:06:05	44.817	13.06
13/06/21	13:06:06	44.817	13.06
13/06/21	13:06:07	44.817	13.06
13/06/21	13:06:08	44.817	13.06
13/06/21	13:06:09	44.817	13.06
13/06/21	13:06:10	44.817	13.06
13/06/21	13:06:11	44.817	13.06
13/06/21	13:06:12	44.817	13.06
13/06/21	13:06:13	44.817	13.06
13/06/21	13:06:14	44.817	13.06
13/06/21	13:06:15	44.817	13.06
13/06/21	13:06:16	44.817	13.06
13/06/21	13:06:17	44.817	13.06
13/06/21	13:06:18	44.817	13.06
13/06/21	13:06:19	44.817	13.06
13/06/21	13:06:20	44.817	13.06
13/06/21	13:06:21	44.817	13.06
13/06/21	13:06:22	44.817	13.06
13/06/21	13:06:23	44.817	13.06

13/06/21	13:06:24	44.817	13.06
13/06/21	13:06:25	44.817	13.06
13/06/21	13:06:26	44.817	13.06
13/06/21	13:06:27	44.817	13.06
13/06/21	13:06:28	44.817	13.06
13/06/21	13:06:29	44.817	13.06
13/06/21	13:06:30	44.817	13.06
13/06/21	13:06:31	44.817	13.06
13/06/21	13:06:32	44.817	13.06
13/06/21	13:06:33	44.817	13.06
13/06/21	13:06:34	44.817	13.06
13/06/21	13:06:35	44.817	13.06
13/06/21	13:06:36	44.817	13.06
13/06/21	13:06:37	44.817	13.06
13/06/21	13:06:38	44.817	13.06
13/06/21	13:06:39	44.817	13.06
13/06/21	13:06:40	44.817	13.06
13/06/21	13:06:41	44.817	13.06
13/06/21	13:06:42	44.817	13.06
13/06/21	13:06:43	44.817	13.06
13/06/21	13:06:44	44.817	13.06
13/06/21	13:06:45	44.817	13.06
13/06/21	13:06:46	44.817	13.06
13/06/21	13:06:47	44.817	13.06
13/06/21	13:06:48	44.817	13.06
13/06/21	13:06:49	44.817	13.06
13/06/21	13:06:50	44.817	13.06
13/06/21	13:06:51	44.817	13.06
13/06/21	13:06:52	44.817	13.06
13/06/21	13:06:53	44.817	13.06
13/06/21	13:06:54	44.817	13.06
13/06/21	13:06:55	44.817	13.06
13/06/21	13:06:56	44.817	13.06
13/06/21	13:06:57	44.817	13.06
13/06/21	13:06:58	44.817	13.06
13/06/21	13:06:59	44.817	13.06
13/06/21	13:07:00	44.817	13.06
13/06/21	13:07:01	44.817	13.06
13/06/21	13:07:02	44.817	13.06
13/06/21	13:07:03	44.817	13.06
13/06/21	13:07:04	44.817	13.06
13/06/21	13:07:05	44.817	13.06
13/06/21	13:07:06	44.817	13.06
13/06/21	13:07:07	44.817	13.06
13/06/21	13:07:08	44.817	13.06
13/06/21	13:07:09	44.817	13.06
13/06/21	13:07:10	44.817	13.06
13/06/21	13:07:11	44.817	13.06
13/06/21	13:07:12	44.817	13.06
13/06/21	13:07:13	44.817	13.06
13/06/21	13:07:14	44.817	13.06
13/06/21	13:07:15	44.817	13.06
13/06/21	13:07:16	44.817	13.06
13/06/21	13:07:17	44.817	13.06
13/06/21	13:07:18	44.817	13.06
13/06/21	13:07:19	44.817	13.06
13/06/21	13:07:20	44.817	13.06
13/06/21	13:07:21	44.817	13.06
13/06/21	13:07:22	44.817	13.06
13/06/21	13:07:23	44.817	13.06
13/06/21	13:07:24	44.817	13.06

13/06/21	13:07:25	44.8	13.06
13/06/21	13:07:26	44.817	13.06
13/06/21	13:07:27	44.817	13.06
13/06/21	13:07:28	44.817	13.06
13/06/21	13:07:29	44.817	13.06
13/06/21	13:07:30	44.817	13.06
13/06/21	13:07:31	44.817	13.06
13/06/21	13:07:32	44.817	13.06
13/06/21	13:07:33	44.817	13.06
13/06/21	13:07:34	44.817	13.06
13/06/21	13:07:35	44.817	13.06
13/06/21	13:07:36	44.817	13.06
13/06/21	13:07:37	44.817	13.06
13/06/21	13:07:38	44.817	13.06
13/06/21	13:07:39	44.817	13.06
13/06/21	13:07:40	44.817	13.06
13/06/21	13:07:41	44.817	13.06
13/06/21	13:07:42	44.817	13.06
13/06/21	13:07:43	44.817	13.06
13/06/21	13:07:44	44.8	13.06
13/06/21	13:07:45	44.817	13.06
13/06/21	13:07:46	44.817	13.06
13/06/21	13:07:47	44.817	13.06
13/06/21	13:07:48	44.817	13.06
13/06/21	13:07:49	44.817	13.06
13/06/21	13:07:50	44.817	13.06
13/06/21	13:07:51	44.817	13.06
13/06/21	13:07:52	44.817	13.06
13/06/21	13:07:53	44.817	13.06
13/06/21	13:07:54	44.817	13.06
13/06/21	13:07:55	44.817	13.06
13/06/21	13:07:56	44.817	13.06
13/06/21	13:07:57	44.817	13.06
13/06/21	13:07:58	44.8	13.06
13/06/21	13:07:59	44.817	13.06
13/06/21	13:08:00	44.817	13.06
13/06/21	13:08:01	44.817	13.06
13/06/21	13:08:02	44.817	13.06
13/06/21	13:08:03	44.817	13.06
13/06/21	13:08:04	44.817	13.06
13/06/21	13:08:05	44.817	13.06
13/06/21	13:08:06	44.817	13.06
13/06/21	13:08:07	44.817	13.06
13/06/21	13:08:08	44.817	13.06
13/06/21	13:08:09	44.817	13.06
13/06/21	13:08:10	44.817	13.06
13/06/21	13:08:11	44.817	13.06
13/06/21	13:08:12	44.817	13.06
13/06/21	13:08:13	44.817	13.06
13/06/21	13:08:14	44.817	13.06
13/06/21	13:08:15	44.817	13.06
13/06/21	13:08:16	44.817	13.06
13/06/21	13:08:17	44.817	13.06
13/06/21	13:08:18	44.817	13.06
13/06/21	13:08:19	44.817	13.06
13/06/21	13:08:20	44.817	13.06
13/06/21	13:08:21	44.817	13.06
13/06/21	13:08:22	44.817	13.06
13/06/21	13:08:23	44.817	13.06
13/06/21	13:08:24	44.817	13.06
13/06/21	13:08:25	44.817	13.06

13/06/21	13:08:26	44.817	13.06
13/06/21	13:08:27	44.817	13.06
13/06/21	13:08:28	44.817	13.06
13/06/21	13:08:29	44.817	13.06
13/06/21	13:08:30	44.817	13.06
13/06/21	13:08:31	44.817	13.06
13/06/21	13:08:32	44.817	13.06
13/06/21	13:08:33	44.817	13.06
13/06/21	13:08:34	44.817	13.06
13/06/21	13:08:35	44.817	13.06
13/06/21	13:08:36	44.817	13.06
13/06/21	13:08:37	44.817	13.06
13/06/21	13:08:38	44.817	13.06
13/06/21	13:08:39	44.817	13.06
13/06/21	13:08:40	44.817	13.06
13/06/21	13:08:41	44.817	13.06
13/06/21	13:08:42	44.817	13.06
13/06/21	13:08:43	44.817	13.06
13/06/21	13:08:44	44.817	13.06
13/06/21	13:08:45	44.817	13.06
13/06/21	13:08:46	44.817	13.06
13/06/21	13:08:47	44.817	13.06
13/06/21	13:08:48	44.817	13.06
13/06/21	13:08:49	44.817	13.06
13/06/21	13:08:50	44.817	13.06
13/06/21	13:08:51	44.817	13.06
13/06/21	13:08:52	44.817	13.06
13/06/21	13:08:53	44.817	13.06
13/06/21	13:08:54	44.817	13.06
13/06/21	13:08:55	44.817	13.06
13/06/21	13:08:56	44.817	13.06
13/06/21	13:08:57	44.817	13.06
13/06/21	13:08:58	44.817	13.06
13/06/21	13:08:59	44.817	13.06
13/06/21	13:09:00	44.817	13.06
13/06/21	13:09:01	44.817	13.06
13/06/21	13:09:02	44.817	13.06
13/06/21	13:09:03	44.817	13.06
13/06/21	13:09:04	44.817	13.06
13/06/21	13:09:05	44.817	13.06
13/06/21	13:09:06	44.817	13.06
13/06/21	13:09:07	44.817	13.06
13/06/21	13:09:08	44.817	13.06
13/06/21	13:09:09	44.817	13.06
13/06/21	13:09:10	44.817	13.06
13/06/21	13:09:11	44.817	13.06
13/06/21	13:09:12	44.817	13.06
13/06/21	13:09:13	44.817	13.06
13/06/21	13:09:14	44.817	13.06
13/06/21	13:09:15	44.817	13.06
13/06/21	13:09:16	44.817	13.06
13/06/21	13:09:17	44.817	13.06
13/06/21	13:09:18	44.817	13.06
13/06/21	13:09:19	44.817	13.06
13/06/21	13:09:20	44.817	13.06
13/06/21	13:09:21	44.817	13.06
13/06/21	13:09:22	44.817	13.06
13/06/21	13:09:23	44.817	13.06
13/06/21	13:09:24	44.817	13.06
13/06/21	13:09:25	44.817	13.06
13/06/21	13:09:26	44.817	13.06

13/06/21	13:09:27	44.817	13.06
13/06/21	13:09:28	44.817	13.06
13/06/21	13:09:29	44.817	13.06
13/06/21	13:09:30	44.817	13.06
13/06/21	13:09:31	44.817	13.06
13/06/21	13:09:32	44.817	13.06
13/06/21	13:09:33	44.817	13.06
13/06/21	13:09:34	44.817	13.06
13/06/21	13:09:35	44.817	13.06
13/06/21	13:09:36	44.817	13.06
13/06/21	13:09:37	44.817	13.06
13/06/21	13:09:38	44.817	13.06
13/06/21	13:09:39	44.817	13.06
13/06/21	13:09:40	44.817	13.06
13/06/21	13:09:41	44.817	13.06
13/06/21	13:09:42	44.817	13.06
13/06/21	13:09:43	44.817	13.06
13/06/21	13:09:44	44.817	13.06
13/06/21	13:09:45	44.817	13.06
13/06/21	13:09:46	44.817	13.06
13/06/21	13:09:47	44.817	13.06
13/06/21	13:09:48	44.817	13.06
13/06/21	13:09:49	44.817	13.06
13/06/21	13:09:50	44.817	13.06
13/06/21	13:09:51	44.8	13.06
13/06/21	13:09:52	44.817	13.06
13/06/21	13:09:53	44.817	13.06
13/06/21	13:09:54	44.817	13.06
13/06/21	13:09:55	44.817	13.06
13/06/21	13:09:56	44.817	13.06
13/06/21	13:09:57	44.817	13.06
13/06/21	13:09:58	44.817	13.06
13/06/21	13:09:59	44.817	13.06
13/06/21	13:10:00	44.817	13.06
13/06/21	13:10:01	44.817	13.06
13/06/21	13:10:02	44.817	13.06
13/06/21	13:10:03	44.817	13.06
13/06/21	13:10:04	44.817	13.06
13/06/21	13:10:05	44.817	13.06
13/06/21	13:10:06	44.817	13.06
13/06/21	13:10:07	44.817	13.06
13/06/21	13:10:08	44.8	13.06
13/06/21	13:10:09	44.817	13.06
13/06/21	13:10:10	44.817	13.06
13/06/21	13:10:11	44.817	13.06
13/06/21	13:10:12	44.817	13.06
13/06/21	13:10:13	44.817	13.06
13/06/21	13:10:14	44.817	13.06
13/06/21	13:10:15	44.817	13.06
13/06/21	13:10:16	44.817	13.06
13/06/21	13:10:17	44.817	13.06
13/06/21	13:10:18	44.817	13.06
13/06/21	13:10:19	44.817	13.06
13/06/21	13:10:20	44.8	13.06
13/06/21	13:10:21	44.817	13.06
13/06/21	13:10:22	44.817	13.06
13/06/21	13:10:23	44.8	13.06
13/06/21	13:10:24	44.817	13.06
13/06/21	13:10:25	44.817	13.06
13/06/21	13:10:26	44.817	13.06
13/06/21	13:10:27	44.817	13.06

13/06/21	13:10:28	44.817	13.06
13/06/21	13:10:29	44.817	13.06
13/06/21	13:10:30	44.817	13.06
13/06/21	13:10:31	44.817	13.06
13/06/21	13:10:32	44.817	13.06
13/06/21	13:10:33	44.8	13.06
13/06/21	13:10:34	44.817	13.06
13/06/21	13:10:35	44.817	13.06
13/06/21	13:10:36	44.817	13.06
13/06/21	13:10:37	44.817	13.06
13/06/21	13:10:38	44.817	13.06
13/06/21	13:10:39	44.817	13.06
13/06/21	13:10:40	44.817	13.06
13/06/21	13:10:41	44.817	13.06
13/06/21	13:10:42	44.8	13.06
13/06/21	13:10:43	44.817	13.06
13/06/21	13:10:44	44.817	13.06
13/06/21	13:10:45	44.8	13.06
13/06/21	13:10:46	44.817	13.06
13/06/21	13:10:47	44.817	13.06
13/06/21	13:10:48	44.8	13.06
13/06/21	13:10:49	44.817	13.06
13/06/21	13:10:50	44.817	13.06
13/06/21	13:10:51	44.817	13.06
13/06/21	13:10:52	44.817	13.06
13/06/21	13:10:53	44.817	13.06
13/06/21	13:10:54	44.817	13.06
13/06/21	13:10:55	44.817	13.06
13/06/21	13:10:56	44.817	13.06
13/06/21	13:10:57	44.8	13.06
13/06/21	13:10:58	44.817	13.06
13/06/21	13:10:59	44.817	13.06
13/06/21	13:11:00	44.817	13.06
13/06/21	13:11:01	44.817	13.06
13/06/21	13:11:02	44.817	13.06
13/06/21	13:11:03	44.817	13.06
13/06/21	13:11:04	44.817	13.06
13/06/21	13:11:05	44.817	13.06
13/06/21	13:11:06	44.817	13.06
13/06/21	13:11:07	44.8	13.06
13/06/21	13:11:08	44.8	13.06
13/06/21	13:11:09	44.8	13.06
13/06/21	13:11:10	44.817	13.06
13/06/21	13:11:11	44.817	13.06
13/06/21	13:11:12	44.817	13.06
13/06/21	13:11:13	44.817	13.06
13/06/21	13:11:14	44.817	13.06
13/06/21	13:11:15	44.817	13.06
13/06/21	13:11:16	44.817	13.06
13/06/21	13:11:17	44.817	13.06
13/06/21	13:11:18	44.817	13.06
13/06/21	13:11:19	44.817	13.06
13/06/21	13:11:20	44.817	13.06
13/06/21	13:11:21	44.817	13.06
13/06/21	13:11:22	44.8	13.06
13/06/21	13:11:23	44.817	13.06
13/06/21	13:11:24	44.817	13.06
13/06/21	13:11:25	44.817	13.06
13/06/21	13:11:26	44.817	13.06
13/06/21	13:11:27	44.817	13.06
13/06/21	13:11:28	44.817	13.06

13/06/21	13:11:29	44.817	13.06
13/06/21	13:11:30	44.8	13.06
13/06/21	13:11:31	44.8	13.06
13/06/21	13:11:32	44.817	13.06
13/06/21	13:11:33	44.817	13.06
13/06/21	13:11:34	44.817	13.06
13/06/21	13:11:35	44.817	13.06
13/06/21	13:11:36	44.8	13.06
13/06/21	13:11:37	44.8	13.06
13/06/21	13:11:38	44.817	13.06
13/06/21	13:11:39	44.8	13.06
13/06/21	13:11:40	44.8	13.06
13/06/21	13:11:41	44.8	13.06
13/06/21	13:11:42	44.817	13.06
13/06/21	13:11:43	44.8	13.06
13/06/21	13:11:44	44.817	13.06
13/06/21	13:11:45	44.817	13.06
13/06/21	13:11:46	44.817	13.06
13/06/21	13:11:47	44.817	13.06
13/06/21	13:11:48	44.8	13.06
13/06/21	13:11:49	44.817	13.06
13/06/21	13:11:50	44.8	13.06
13/06/21	13:11:51	44.8	13.06
13/06/21	13:11:52	44.817	13.06
13/06/21	13:11:53	44.817	13.06
13/06/21	13:11:54	44.8	13.06
13/06/21	13:11:55	44.817	13.06
13/06/21	13:11:56	44.8	13.06
13/06/21	13:11:57	44.817	13.06
13/06/21	13:11:58	44.8	13.06
13/06/21	13:11:59	44.8	13.06
13/06/21	13:12:00	44.8	13.06
13/06/21	13:12:01	44.817	13.06
13/06/21	13:12:02	44.817	13.06
13/06/21	13:12:03	44.817	13.06
13/06/21	13:12:04	44.8	13.06
13/06/21	13:12:05	44.817	13.06
13/06/21	13:12:06	44.817	13.06
13/06/21	13:12:07	44.8	13.06
13/06/21	13:12:08	44.8	13.06
13/06/21	13:12:09	44.8	13.06
13/06/21	13:12:10	44.8	13.06
13/06/21	13:12:11	44.8	13.06
13/06/21	13:12:12	44.8	13.06
13/06/21	13:12:13	44.8	13.06
13/06/21	13:12:14	44.8	13.06
13/06/21	13:12:15	44.8	13.06
13/06/21	13:12:16	44.8	13.06
13/06/21	13:12:17	44.8	13.06
13/06/21	13:12:18	44.8	13.06
13/06/21	13:12:19	44.8	13.06
13/06/21	13:12:20	44.8	13.06
13/06/21	13:12:21	44.8	13.06
13/06/21	13:12:22	44.817	13.06
13/06/21	13:12:23	44.8	13.06
13/06/21	13:12:24	44.8	13.06
13/06/21	13:12:25	44.8	13.06
13/06/21	13:12:26	44.8	13.06
13/06/21	13:12:27	44.8	13.06
13/06/21	13:12:28	44.817	13.06
13/06/21	13:12:29	44.8	13.06

13/06/21	13:12:30	44.817	13.06
13/06/21	13:12:31	44.8	13.06
13/06/21	13:12:32	44.817	13.06
13/06/21	13:12:33	44.8	13.06
13/06/21	13:12:34	44.817	13.06
13/06/21	13:12:35	44.8	13.06
13/06/21	13:12:36	44.817	13.06
13/06/21	13:12:37	44.8	13.06
13/06/21	13:12:38	44.8	13.06
13/06/21	13:12:39	44.8	13.06
13/06/21	13:12:40	44.8	13.06
13/06/21	13:12:41	44.8	13.06
13/06/21	13:12:42	44.817	13.06
13/06/21	13:12:43	44.8	13.06
13/06/21	13:12:44	44.8	13.06
13/06/21	13:12:45	44.8	13.06
13/06/21	13:12:46	44.8	13.06
13/06/21	13:12:47	44.8	13.06
13/06/21	13:12:48	44.8	13.06
13/06/21	13:12:49	44.8	13.06
13/06/21	13:12:50	44.8	13.06
13/06/21	13:12:51	44.817	13.06
13/06/21	13:12:52	44.8	13.06
13/06/21	13:12:53	44.8	13.06
13/06/21	13:12:54	44.8	13.06
13/06/21	13:12:55	44.8	13.06
13/06/21	13:12:56	44.8	13.06
13/06/21	13:12:57	44.8	13.06
13/06/21	13:12:58	44.8	13.06
13/06/21	13:12:59	44.8	13.06
13/06/21	13:13:00	44.8	13.06
13/06/21	13:13:01	44.8	13.06
13/06/21	13:13:02	44.8	13.06
13/06/21	13:13:03	44.8	13.06
13/06/21	13:13:04	44.8	13.06
13/06/21	13:13:05	44.8	13.06
13/06/21	13:13:06	44.8	13.06
13/06/21	13:13:07	44.817	13.06
13/06/21	13:13:08	44.8	13.06
13/06/21	13:13:09	44.8	13.06
13/06/21	13:13:10	44.8	13.06
13/06/21	13:13:11	44.8	13.06
13/06/21	13:13:12	44.8	13.06
13/06/21	13:13:13	44.8	13.06
13/06/21	13:13:14	44.8	13.06
13/06/21	13:13:15	44.8	13.06
13/06/21	13:13:16	44.8	13.06
13/06/21	13:13:17	44.8	13.06
13/06/21	13:13:18	44.8	13.06
13/06/21	13:13:19	44.8	13.06
13/06/21	13:13:20	44.8	13.06
13/06/21	13:13:21	44.8	13.06
13/06/21	13:13:22	44.8	13.06
13/06/21	13:13:23	44.8	13.06
13/06/21	13:13:24	44.8	13.06
13/06/21	13:13:25	44.8	13.06
13/06/21	13:13:26	44.8	13.06
13/06/21	13:13:27	44.8	13.06
13/06/21	13:13:28	44.8	13.06
13/06/21	13:13:29	44.8	13.06
13/06/21	13:13:30	44.8	13.06

13/06/21	13:13:31	44.8	13.06
13/06/21	13:13:32	44.8	13.06
13/06/21	13:13:33	44.8	13.06
13/06/21	13:13:34	44.8	13.06
13/06/21	13:13:35	44.8	13.06
13/06/21	13:13:36	44.8	13.06
13/06/21	13:13:37	44.8	13.06
13/06/21	13:13:38	44.8	13.06
13/06/21	13:13:39	44.8	13.06
13/06/21	13:13:40	44.8	13.06
13/06/21	13:13:41	44.8	13.06
13/06/21	13:13:42	44.8	13.06
13/06/21	13:13:43	44.8	13.06
13/06/21	13:13:44	44.8	13.06
13/06/21	13:13:45	44.8	13.06
13/06/21	13:13:46	44.8	13.06
13/06/21	13:13:47	44.8	13.06
13/06/21	13:13:48	44.8	13.06
13/06/21	13:13:49	44.8	13.06
13/06/21	13:13:50	44.8	13.06
13/06/21	13:13:51	44.8	13.06
13/06/21	13:13:52	44.8	13.06
13/06/21	13:13:53	44.8	13.06
13/06/21	13:13:54	44.8	13.06
13/06/21	13:13:55	44.8	13.06
13/06/21	13:13:56	44.8	13.06
13/06/21	13:13:57	44.8	13.06
13/06/21	13:13:58	44.8	13.06
13/06/21	13:13:59	44.8	13.06
13/06/21	13:14:00	44.8	13.06
13/06/21	13:14:01	44.8	13.06
13/06/21	13:14:02	44.8	13.06
13/06/21	13:14:03	44.8	13.06
13/06/21	13:14:04	44.8	13.06
13/06/21	13:14:05	44.8	13.06
13/06/21	13:14:06	44.8	13.06
13/06/21	13:14:07	44.8	13.06
13/06/21	13:14:08	44.8	13.06
13/06/21	13:14:09	44.8	13.06
13/06/21	13:14:10	44.8	13.06
13/06/21	13:14:11	44.8	13.06
13/06/21	13:14:12	44.8	13.06
13/06/21	13:14:13	44.8	13.06
13/06/21	13:14:14	44.8	13.06
13/06/21	13:14:15	44.8	13.06
13/06/21	13:14:16	44.8	13.06
13/06/21	13:14:17	44.8	13.06
13/06/21	13:14:18	44.8	13.06
13/06/21	13:14:19	44.8	13.06
13/06/21	13:14:20	44.8	13.06
13/06/21	13:14:21	44.8	13.06
13/06/21	13:14:22	44.8	13.06
13/06/21	13:14:23	44.8	13.06
13/06/21	13:14:24	44.8	13.06
13/06/21	13:14:25	44.8	13.06
13/06/21	13:14:26	44.8	13.06
13/06/21	13:14:27	44.8	13.06
13/06/21	13:14:28	44.8	13.06
13/06/21	13:14:29	44.8	13.06
13/06/21	13:14:30	44.8	13.06
13/06/21	13:14:31	44.8	13.06

13/06/21	13:14:32	44.8	13.06
13/06/21	13:14:33	44.8	13.06
13/06/21	13:14:34	44.8	13.06
13/06/21	13:14:35	44.8	13.06
13/06/21	13:14:36	44.8	13.06
13/06/21	13:14:37	44.8	13.06
13/06/21	13:14:38	44.8	13.06
13/06/21	13:14:39	44.8	13.06
13/06/21	13:14:40	44.8	13.06
13/06/21	13:14:41	44.8	13.06
13/06/21	13:14:42	44.8	13.06
13/06/21	13:14:43	44.8	13.06
13/06/21	13:14:44	44.8	13.06
13/06/21	13:14:45	44.8	13.06
13/06/21	13:14:46	44.8	13.06
13/06/21	13:14:47	44.8	13.06
13/06/21	13:14:48	44.8	13.06
13/06/21	13:14:49	44.8	13.06
13/06/21	13:14:50	44.8	13.06
13/06/21	13:14:51	44.8	13.06
13/06/21	13:14:52	44.8	13.06
13/06/21	13:14:53	44.8	13.06
13/06/21	13:14:54	44.8	13.06
13/06/21	13:14:55	44.8	13.06
13/06/21	13:14:56	44.8	13.06
13/06/21	13:14:57	44.8	13.06
13/06/21	13:14:58	44.8	13.06
13/06/21	13:14:59	44.8	13.06
13/06/21	13:15:00	44.8	13.06
13/06/21	13:15:01	44.8	13.06
13/06/21	13:15:02	44.8	13.06
13/06/21	13:15:03	44.8	13.06
13/06/21	13:15:04	44.8	13.06
13/06/21	13:15:05	44.8	13.06
13/06/21	13:15:06	44.8	13.06
13/06/21	13:15:07	44.8	13.06
13/06/21	13:15:08	44.8	13.06
13/06/21	13:15:09	44.8	13.06
13/06/21	13:15:10	44.783	13.06
13/06/21	13:15:11	44.8	13.06
13/06/21	13:15:12	44.8	13.06
13/06/21	13:15:13	44.8	13.06
13/06/21	13:15:14	44.8	13.06
13/06/21	13:15:15	44.8	13.06
13/06/21	13:15:16	44.8	13.06
13/06/21	13:15:17	44.8	13.06
13/06/21	13:15:18	44.8	13.06
13/06/21	13:15:19	44.8	13.06
13/06/21	13:15:20	44.8	13.06
13/06/21	13:15:21	44.8	13.06
13/06/21	13:15:22	44.8	13.06
13/06/21	13:15:23	44.8	13.06
13/06/21	13:15:24	44.8	13.06
13/06/21	13:15:25	44.8	13.06
13/06/21	13:15:26	44.8	13.06
13/06/21	13:15:27	44.8	13.06
13/06/21	13:15:28	44.8	13.06
13/06/21	13:15:29	44.8	13.06
13/06/21	13:15:30	44.8	13.06
13/06/21	13:15:31	44.8	13.06
13/06/21	13:15:32	44.8	13.06

13/06/21	13:15:33	44.8	13.06
13/06/21	13:15:34	44.8	13.06
13/06/21	13:15:35	44.8	13.06
13/06/21	13:15:36	44.8	13.06
13/06/21	13:15:37	44.8	13.06
13/06/21	13:15:38	44.8	13.06
13/06/21	13:15:39	44.8	13.06
13/06/21	13:15:40	44.8	13.06
13/06/21	13:15:41	44.8	13.06
13/06/21	13:15:42	44.8	13.06
13/06/21	13:15:43	44.8	13.06
13/06/21	13:15:44	44.8	13.06
13/06/21	13:15:45	44.8	13.06
13/06/21	13:15:46	44.8	13.06
13/06/21	13:15:47	44.8	13.06
13/06/21	13:15:48	44.8	13.06
13/06/21	13:15:49	44.8	13.06
13/06/21	13:15:50	44.8	13.06
13/06/21	13:15:51	44.8	13.06
13/06/21	13:15:52	44.8	13.06
13/06/21	13:15:53	44.8	13.06
13/06/21	13:15:54	44.8	13.06
13/06/21	13:15:55	44.8	13.06
13/06/21	13:15:56	44.8	13.06
13/06/21	13:15:57	44.8	13.06
13/06/21	13:15:58	44.8	13.06
13/06/21	13:15:59	44.8	13.06
13/06/21	13:16:00	44.8	13.06
13/06/21	13:16:01	44.8	13.06
13/06/21	13:16:02	44.8	13.06
13/06/21	13:16:03	44.8	13.06
13/06/21	13:16:04	44.8	13.06
13/06/21	13:16:05	44.8	13.06
13/06/21	13:16:06	44.8	13.06
13/06/21	13:16:07	44.8	13.06
13/06/21	13:16:08	44.8	13.06
13/06/21	13:16:09	44.8	13.06
13/06/21	13:16:10	44.783	13.06
13/06/21	13:16:11	44.8	13.06
13/06/21	13:16:12	44.8	13.06
13/06/21	13:16:13	44.8	13.06
13/06/21	13:16:14	44.8	13.06
13/06/21	13:16:15	44.783	13.06
13/06/21	13:16:16	44.783	13.06
13/06/21	13:16:17	44.8	13.06
13/06/21	13:16:18	44.8	13.06
13/06/21	13:16:19	44.8	13.06
13/06/21	13:16:20	44.8	13.06
13/06/21	13:16:21	44.8	13.06
13/06/21	13:16:22	44.783	13.06
13/06/21	13:16:23	44.8	13.06
13/06/21	13:16:24	44.8	13.06
13/06/21	13:16:25	44.8	13.06
13/06/21	13:16:26	44.8	13.06
13/06/21	13:16:27	44.8	13.06
13/06/21	13:16:28	44.8	13.06
13/06/21	13:16:29	44.8	13.06
13/06/21	13:16:30	44.8	13.06
13/06/21	13:16:31	44.8	13.06
13/06/21	13:16:32	44.783	13.06
13/06/21	13:16:33	44.8	13.06

13/06/21	13:16:34	44.8	13.06
13/06/21	13:16:35	44.8	13.06
13/06/21	13:16:36	44.8	13.06
13/06/21	13:16:37	44.8	13.06
13/06/21	13:16:38	44.783	13.06
13/06/21	13:16:39	44.8	13.06
13/06/21	13:16:40	44.783	13.06
13/06/21	13:16:41	44.8	13.06
13/06/21	13:16:42	44.8	13.06
13/06/21	13:16:43	44.783	13.06
13/06/21	13:16:44	44.783	13.06
13/06/21	13:16:45	44.783	13.06
13/06/21	13:16:46	44.783	13.06
13/06/21	13:16:47	44.8	13.06
13/06/21	13:16:48	44.783	13.06
13/06/21	13:16:49	44.8	13.06
13/06/21	13:16:50	44.8	13.06
13/06/21	13:16:51	44.783	13.06
13/06/21	13:16:52	44.8	13.06
13/06/21	13:16:53	44.783	13.06
13/06/21	13:16:54	44.783	13.06
13/06/21	13:16:55	44.783	13.06
13/06/21	13:16:56	44.8	13.06
13/06/21	13:16:57	44.783	13.06
13/06/21	13:16:58	44.783	13.06
13/06/21	13:16:59	44.8	13.06
13/06/21	13:17:00	44.783	13.06
13/06/21	13:17:01	44.8	13.06
13/06/21	13:17:02	44.8	13.06
13/06/21	13:17:03	44.8	13.06
13/06/21	13:17:04	44.8	13.06
13/06/21	13:17:05	44.8	13.06
13/06/21	13:17:06	44.783	13.06
13/06/21	13:17:07	44.8	13.06
13/06/21	13:17:08	44.8	13.06
13/06/21	13:17:09	44.783	13.06
13/06/21	13:17:10	44.8	13.06
13/06/21	13:17:11	44.783	13.06
13/06/21	13:17:12	44.8	13.06
13/06/21	13:17:13	44.783	13.06
13/06/21	13:17:14	44.8	13.06
13/06/21	13:17:15	44.783	13.06
13/06/21	13:17:16	44.783	13.06
13/06/21	13:17:17	44.783	13.06
13/06/21	13:17:18	44.783	13.06
13/06/21	13:17:19	44.783	13.06
13/06/21	13:17:20	44.783	13.06
13/06/21	13:17:21	44.783	13.06
13/06/21	13:17:22	44.783	13.06
13/06/21	13:17:23	44.783	13.06
13/06/21	13:17:24	44.783	13.06
13/06/21	13:17:25	44.8	13.06
13/06/21	13:17:26	44.783	13.06
13/06/21	13:17:27	44.783	13.06
13/06/21	13:17:28	44.783	13.06
13/06/21	13:17:29	44.783	13.06
13/06/21	13:17:30	44.783	13.06
13/06/21	13:17:31	44.783	13.06
13/06/21	13:17:32	44.783	13.06
13/06/21	13:17:33	44.783	13.06
13/06/21	13:17:34	44.783	13.06

13/06/21	13:17:35	44.783	13.06
13/06/21	13:17:36	44.783	13.06
13/06/21	13:17:37	44.783	13.06
13/06/21	13:17:38	44.783	13.06
13/06/21	13:17:39	44.783	13.06
13/06/21	13:17:40	44.783	13.06
13/06/21	13:17:41	44.783	13.06
13/06/21	13:17:42	44.783	13.06
13/06/21	13:17:43	44.783	13.06
13/06/21	13:17:44	44.783	13.06
13/06/21	13:17:45	44.783	13.06
13/06/21	13:17:46	44.783	13.06
13/06/21	13:17:47	44.783	13.06
13/06/21	13:17:48	44.783	13.06
13/06/21	13:17:49	44.8	13.06
13/06/21	13:17:50	44.783	13.06
13/06/21	13:17:51	44.783	13.06
13/06/21	13:17:52	44.783	13.06
13/06/21	13:17:53	44.783	13.06
13/06/21	13:17:54	44.783	13.06
13/06/21	13:17:55	44.783	13.06
13/06/21	13:17:56	44.783	13.06
13/06/21	13:17:57	44.783	13.06
13/06/21	13:17:58	44.783	13.06
13/06/21	13:17:59	44.8	13.06
13/06/21	13:18:00	44.783	13.06
13/06/21	13:18:01	44.783	13.06
13/06/21	13:18:02	44.783	13.06
13/06/21	13:18:03	44.783	13.06
13/06/21	13:18:04	44.783	13.06
13/06/21	13:18:05	44.783	13.06
13/06/21	13:18:06	44.783	13.06
13/06/21	13:18:07	44.783	13.06
13/06/21	13:18:08	44.783	13.06
13/06/21	13:18:09	44.783	13.06
13/06/21	13:18:10	44.783	13.06
13/06/21	13:18:11	44.783	13.06
13/06/21	13:18:12	44.783	13.06
13/06/21	13:18:13	44.783	13.06
13/06/21	13:18:14	44.783	13.06
13/06/21	13:18:15	44.783	13.06
13/06/21	13:18:16	44.783	13.06
13/06/21	13:18:17	44.783	13.06
13/06/21	13:18:18	44.783	13.06
13/06/21	13:18:19	44.783	13.06
13/06/21	13:18:20	44.783	13.06
13/06/21	13:18:21	44.783	13.06
13/06/21	13:18:22	44.783	13.06
13/06/21	13:18:23	44.783	13.06
13/06/21	13:18:24	44.783	13.06
13/06/21	13:18:25	44.783	13.06
13/06/21	13:18:26	44.783	13.06
13/06/21	13:18:27	44.783	13.06
13/06/21	13:18:28	44.783	13.06
13/06/21	13:18:29	44.783	13.06
13/06/21	13:18:30	44.783	13.06
13/06/21	13:18:31	44.783	13.06
13/06/21	13:18:32	44.783	13.06
13/06/21	13:18:33	44.783	13.06
13/06/21	13:18:34	44.783	13.06
13/06/21	13:18:35	44.783	13.06

13/06/21	13:18:36	44.783	13.06
13/06/21	13:18:37	44.783	13.06
13/06/21	13:18:38	44.783	13.06
13/06/21	13:18:39	44.8	13.06
13/06/21	13:18:40	44.783	13.06
13/06/21	13:18:41	44.783	13.06
13/06/21	13:18:42	44.783	13.06
13/06/21	13:18:43	44.783	13.06
13/06/21	13:18:44	44.783	13.06
13/06/21	13:18:45	44.783	13.06
13/06/21	13:18:46	44.783	13.06
13/06/21	13:18:47	44.783	13.06
13/06/21	13:18:48	44.783	13.06
13/06/21	13:18:49	44.783	13.06
13/06/21	13:18:50	44.783	13.06
13/06/21	13:18:51	44.783	13.06
13/06/21	13:18:52	44.783	13.06
13/06/21	13:18:53	44.783	13.06
13/06/21	13:18:54	44.783	13.06
13/06/21	13:18:55	44.783	13.06
13/06/21	13:18:56	44.783	13.06
13/06/21	13:18:57	44.783	13.06
13/06/21	13:18:58	44.783	13.06
13/06/21	13:18:59	44.783	13.06
13/06/21	13:19:00	44.783	13.06
13/06/21	13:19:01	44.783	13.06
13/06/21	13:19:02	44.783	13.06
13/06/21	13:19:03	44.783	13.06
13/06/21	13:19:04	44.783	13.06
13/06/21	13:19:05	44.783	13.06
13/06/21	13:19:06	44.783	13.06
13/06/21	13:19:07	44.783	13.06
13/06/21	13:19:08	44.783	13.06
13/06/21	13:19:09	44.783	13.06
13/06/21	13:19:10	44.783	13.06
13/06/21	13:19:11	44.783	13.06
13/06/21	13:19:12	44.783	13.06
13/06/21	13:19:13	44.783	13.06
13/06/21	13:19:14	44.783	13.06
13/06/21	13:19:15	44.783	13.06
13/06/21	13:19:16	44.783	13.06
13/06/21	13:19:17	44.783	13.06
13/06/21	13:19:18	44.783	13.06
13/06/21	13:19:19	44.783	13.06
13/06/21	13:19:20	44.783	13.06
13/06/21	13:19:21	44.783	13.06
13/06/21	13:19:22	44.8	13.06
13/06/21	13:19:23	44.783	13.06
13/06/21	13:19:24	44.783	13.06
13/06/21	13:19:25	44.783	13.06
13/06/21	13:19:26	44.783	13.06
13/06/21	13:19:27	44.783	13.06
13/06/21	13:19:28	44.783	13.06
13/06/21	13:19:29	44.783	13.06
13/06/21	13:19:30	44.783	13.06
13/06/21	13:19:31	44.783	13.06
13/06/21	13:19:32	44.783	13.06
13/06/21	13:19:33	44.783	13.06
13/06/21	13:19:34	44.783	13.06
13/06/21	13:19:35	44.783	13.06
13/06/21	13:19:36	44.783	13.06

13/06/21	13:19:37	44.783	13.06
13/06/21	13:19:38	44.783	13.06
13/06/21	13:19:39	44.783	13.06
13/06/21	13:19:40	44.783	13.06
13/06/21	13:19:41	44.783	13.06
13/06/21	13:19:42	44.783	13.06
13/06/21	13:19:43	44.783	13.06
13/06/21	13:19:44	44.783	13.06
13/06/21	13:19:45	44.783	13.06
13/06/21	13:19:46	44.783	13.06
13/06/21	13:19:47	44.783	13.06
13/06/21	13:19:48	44.783	13.06
13/06/21	13:19:49	44.783	13.06
13/06/21	13:19:50	44.783	13.06
13/06/21	13:19:51	44.783	13.06
13/06/21	13:19:52	44.783	13.06
13/06/21	13:19:53	44.783	13.06
13/06/21	13:19:54	44.783	13.06
13/06/21	13:19:55	44.783	13.06
13/06/21	13:19:56	44.783	13.06
13/06/21	13:19:57	44.783	13.06
13/06/21	13:19:58	44.783	13.06
13/06/21	13:19:59	44.783	13.06
13/06/21	13:20:00	44.783	13.06
13/06/21	13:20:01	44.783	13.06
13/06/21	13:20:02	44.783	13.06
13/06/21	13:20:03	44.783	13.06
13/06/21	13:20:04	44.783	13.06
13/06/21	13:20:05	44.783	13.06
13/06/21	13:20:06	44.783	13.06
13/06/21	13:20:07	44.783	13.06
13/06/21	13:20:08	44.783	13.06
13/06/21	13:20:09	44.783	13.06
13/06/21	13:20:10	44.783	13.06
13/06/21	13:20:11	44.783	13.06
13/06/21	13:20:12	44.783	13.06
13/06/21	13:20:13	44.783	13.06
13/06/21	13:20:14	44.783	13.06
13/06/21	13:20:15	44.783	13.06
13/06/21	13:20:16	44.783	13.06
13/06/21	13:20:17	44.783	13.06
13/06/21	13:20:18	44.783	13.06
13/06/21	13:20:19	44.783	13.06
13/06/21	13:20:20	44.783	13.06
13/06/21	13:20:21	44.783	13.06
13/06/21	13:20:22	44.783	13.06
13/06/21	13:20:23	44.783	13.06
13/06/21	13:20:24	44.783	13.06
13/06/21	13:20:25	44.783	13.06
13/06/21	13:20:26	44.783	13.06
13/06/21	13:20:27	44.783	13.06
13/06/21	13:20:28	44.783	13.06
13/06/21	13:20:29	44.783	13.06
13/06/21	13:20:30	44.783	13.06
13/06/21	13:20:31	44.783	13.06
13/06/21	13:20:32	44.783	13.06
13/06/21	13:20:33	44.783	13.06
13/06/21	13:20:34	44.783	13.06
13/06/21	13:20:35	44.783	13.06
13/06/21	13:20:36	44.783	13.06
13/06/21	13:20:37	44.783	13.06

13/06/21	13:20:38	44.783	13.06
13/06/21	13:20:39	44.783	13.06
13/06/21	13:20:40	44.783	13.06
13/06/21	13:20:41	44.783	13.06
13/06/21	13:20:42	44.783	13.06
13/06/21	13:20:43	44.783	13.06
13/06/21	13:20:44	44.783	13.06
13/06/21	13:20:45	44.783	13.06
13/06/21	13:20:46	44.783	13.06
13/06/21	13:20:47	44.783	13.06
13/06/21	13:20:48	44.783	13.06
13/06/21	13:20:49	44.783	13.06
13/06/21	13:20:50	44.783	13.06
13/06/21	13:20:51	44.783	13.06
13/06/21	13:20:52	44.783	13.06
13/06/21	13:20:53	44.783	13.06
13/06/21	13:20:54	44.783	13.06
13/06/21	13:20:55	44.783	13.06
13/06/21	13:20:56	44.783	13.06
13/06/21	13:20:57	44.783	13.06
13/06/21	13:20:58	44.783	13.06
13/06/21	13:20:59	44.783	13.06
13/06/21	13:21:00	44.783	13.06
13/06/21	13:21:01	44.783	13.06
13/06/21	13:21:02	44.783	13.06
13/06/21	13:21:03	44.783	13.06
13/06/21	13:21:04	44.783	13.06
13/06/21	13:21:05	44.783	13.06
13/06/21	13:21:06	44.783	13.06
13/06/21	13:21:07	44.783	13.06
13/06/21	13:21:08	44.783	13.06
13/06/21	13:21:09	44.783	13.06
13/06/21	13:21:10	44.783	13.06
13/06/21	13:21:11	44.783	13.06
13/06/21	13:21:12	44.783	13.06
13/06/21	13:21:13	44.783	13.06
13/06/21	13:21:14	44.783	13.06
13/06/21	13:21:15	44.783	13.06
13/06/21	13:21:16	44.783	13.06
13/06/21	13:21:17	44.783	13.06
13/06/21	13:21:18	44.783	13.06
13/06/21	13:21:19	44.783	13.06
13/06/21	13:21:20	44.783	13.06
13/06/21	13:21:21	44.783	13.06
13/06/21	13:21:22	44.783	13.06
13/06/21	13:21:23	44.783	13.06
13/06/21	13:21:24	44.783	13.06
13/06/21	13:21:25	44.783	13.06
13/06/21	13:21:26	44.783	13.06
13/06/21	13:21:27	44.783	13.06
13/06/21	13:21:28	44.783	13.06
13/06/21	13:21:29	44.783	13.06
13/06/21	13:21:30	44.783	13.06
13/06/21	13:21:31	44.783	13.06
13/06/21	13:21:32	44.783	13.06
13/06/21	13:21:33	44.783	13.06
13/06/21	13:21:34	44.783	13.06
13/06/21	13:21:35	44.783	13.06
13/06/21	13:21:36	44.783	13.06
13/06/21	13:21:37	44.783	13.06
13/06/21	13:21:38	44.783	13.06

13/06/21	13:21:39	44.783	13.06
13/06/21	13:21:40	44.783	13.06
13/06/21	13:21:41	44.783	13.06
13/06/21	13:21:42	44.783	13.06
13/06/21	13:21:43	44.783	13.06
13/06/21	13:21:44	44.783	13.06
13/06/21	13:21:45	44.783	13.06
13/06/21	13:21:46	44.783	13.06
13/06/21	13:21:47	44.783	13.06
13/06/21	13:21:48	44.783	13.06
13/06/21	13:21:49	44.783	13.06
13/06/21	13:21:50	44.783	13.06
13/06/21	13:21:51	44.783	13.06
13/06/21	13:21:52	44.783	13.06
13/06/21	13:21:53	44.783	13.06
13/06/21	13:21:54	44.783	13.06
13/06/21	13:21:55	44.783	13.06
13/06/21	13:21:56	44.783	13.06
13/06/21	13:21:57	44.783	13.06
13/06/21	13:21:58	44.783	13.06
13/06/21	13:21:59	44.783	13.06
13/06/21	13:22:00	44.783	13.06
13/06/21	13:22:01	44.783	13.06
13/06/21	13:22:02	44.783	13.06
13/06/21	13:22:03	44.783	13.06
13/06/21	13:22:04	44.783	13.06
13/06/21	13:22:05	44.783	13.06
13/06/21	13:22:06	44.783	13.06
13/06/21	13:22:07	44.783	13.06
13/06/21	13:22:08	44.783	13.06
13/06/21	13:22:09	44.783	13.06
13/06/21	13:22:10	44.783	13.06
13/06/21	13:22:11	44.783	13.06
13/06/21	13:22:12	44.783	13.06
13/06/21	13:22:13	44.783	13.06
13/06/21	13:22:14	44.783	13.06
13/06/21	13:22:15	44.783	13.06
13/06/21	13:22:16	44.783	13.06
13/06/21	13:22:17	44.783	13.06
13/06/21	13:22:18	44.783	13.06
13/06/21	13:22:19	44.783	13.06
13/06/21	13:22:20	44.783	13.06
13/06/21	13:22:21	44.783	13.06
13/06/21	13:22:22	44.783	13.06
13/06/21	13:22:23	44.783	13.06
13/06/21	13:22:24	44.783	13.06
13/06/21	13:22:25	44.783	13.06
13/06/21	13:22:26	44.783	13.06
13/06/21	13:22:27	44.783	13.06
13/06/21	13:22:28	44.783	13.06
13/06/21	13:22:29	44.783	13.06
13/06/21	13:22:30	44.783	13.06
13/06/21	13:22:31	44.783	13.06
13/06/21	13:22:32	44.783	13.06
13/06/21	13:22:33	44.783	13.06
13/06/21	13:22:34	44.783	13.06
13/06/21	13:22:35	44.783	13.06
13/06/21	13:22:36	44.783	13.06
13/06/21	13:22:37	44.783	13.06
13/06/21	13:22:38	44.783	13.06
13/06/21	13:22:39	44.783	13.06

13/06/21	13:22:40	44.783	13.06
13/06/21	13:22:41	44.783	13.06
13/06/21	13:22:42	44.783	13.06
13/06/21	13:22:43	44.783	13.06
13/06/21	13:22:44	44.783	13.06
13/06/21	13:22:45	44.783	13.06
13/06/21	13:22:46	44.783	13.06
13/06/21	13:22:47	44.783	13.06
13/06/21	13:22:48	44.783	13.06
13/06/21	13:22:49	44.783	13.06
13/06/21	13:22:50	44.783	13.06
13/06/21	13:22:51	44.783	13.06
13/06/21	13:22:52	44.783	13.06
13/06/21	13:22:53	44.783	13.06
13/06/21	13:22:54	44.783	13.06
13/06/21	13:22:55	44.783	13.06
13/06/21	13:22:56	44.783	13.06
13/06/21	13:22:57	44.783	13.06
13/06/21	13:22:58	44.783	13.06
13/06/21	13:22:59	44.783	13.06
13/06/21	13:23:00	44.783	13.06
13/06/21	13:23:01	44.783	13.06
13/06/21	13:23:02	44.783	13.06
13/06/21	13:23:03	44.783	13.06
13/06/21	13:23:04	44.783	13.06
13/06/21	13:23:05	44.783	13.06
13/06/21	13:23:06	44.783	13.06
13/06/21	13:23:07	44.783	13.06
13/06/21	13:23:08	44.783	13.06
13/06/21	13:23:09	44.783	13.06
13/06/21	13:23:10	44.783	13.06
13/06/21	13:23:11	44.783	13.06
13/06/21	13:23:12	44.783	13.06
13/06/21	13:23:13	44.783	13.06
13/06/21	13:23:14	44.783	13.06
13/06/21	13:23:15	44.783	13.06
13/06/21	13:23:16	44.783	13.06
13/06/21	13:23:17	44.783	13.06
13/06/21	13:23:18	44.783	13.06
13/06/21	13:23:19	44.783	13.06
13/06/21	13:23:20	44.783	13.06
13/06/21	13:23:21	44.783	13.06
13/06/21	13:23:22	44.783	13.06
13/06/21	13:23:23	44.783	13.06
13/06/21	13:23:24	44.783	13.06
13/06/21	13:23:25	44.783	13.06
13/06/21	13:23:26	44.783	13.06
13/06/21	13:23:27	44.783	13.06
13/06/21	13:23:28	44.783	13.06
13/06/21	13:23:29	44.783	13.06
13/06/21	13:23:30	44.783	13.06
13/06/21	13:23:31	44.783	13.06
13/06/21	13:23:32	44.783	13.06
13/06/21	13:23:33	44.783	13.06
13/06/21	13:23:34	44.783	13.06
13/06/21	13:23:35	44.766	13.06
13/06/21	13:23:36	44.783	13.06
13/06/21	13:23:37	44.783	13.06
13/06/21	13:23:38	44.783	13.06
13/06/21	13:23:39	44.783	13.06
13/06/21	13:23:40	44.783	13.06

13/06/21	13:23:41	44.783	13.06
13/06/21	13:23:42	44.783	13.06
13/06/21	13:23:43	44.783	13.06
13/06/21	13:23:44	44.783	13.06
13/06/21	13:23:45	44.783	13.06
13/06/21	13:23:46	44.783	13.06
13/06/21	13:23:47	44.783	13.06
13/06/21	13:23:48	44.783	13.06
13/06/21	13:23:49	44.783	13.06
13/06/21	13:23:50	44.783	13.06
13/06/21	13:23:51	44.783	13.06
13/06/21	13:23:52	44.783	13.06
13/06/21	13:23:53	44.783	13.06
13/06/21	13:23:54	44.783	13.06
13/06/21	13:23:55	44.783	13.06
13/06/21	13:23:56	44.783	13.06
13/06/21	13:23:57	44.783	13.06
13/06/21	13:23:58	44.783	13.06
13/06/21	13:23:59	44.783	13.06
13/06/21	13:24:00	44.783	13.06
13/06/21	13:24:01	44.783	13.06
13/06/21	13:24:02	44.783	13.06
13/06/21	13:24:03	44.783	13.06
13/06/21	13:24:04	44.783	13.06
13/06/21	13:24:05	44.783	13.06
13/06/21	13:24:06	44.783	13.06
13/06/21	13:24:07	44.783	13.06
13/06/21	13:24:08	44.783	13.06
13/06/21	13:24:09	44.783	13.06
13/06/21	13:24:10	44.783	13.06
13/06/21	13:24:11	44.783	13.06
13/06/21	13:24:12	44.783	13.06
13/06/21	13:24:13	44.783	13.06
13/06/21	13:24:14	44.783	13.06
13/06/21	13:24:15	44.783	13.06
13/06/21	13:24:16	44.783	13.06
13/06/21	13:24:17	44.783	13.06
13/06/21	13:24:18	44.783	13.06
13/06/21	13:24:19	44.783	13.06
13/06/21	13:24:20	44.783	13.06
13/06/21	13:24:21	44.783	13.06
13/06/21	13:24:22	44.783	13.06
13/06/21	13:24:23	44.783	13.06
13/06/21	13:24:24	44.783	13.06
13/06/21	13:24:25	44.783	13.06
13/06/21	13:24:26	44.783	13.06
13/06/21	13:24:27	44.783	13.06
13/06/21	13:24:28	44.783	13.06
13/06/21	13:24:29	44.783	13.06
13/06/21	13:24:30	44.783	13.06
13/06/21	13:24:31	44.783	13.06
13/06/21	13:24:32	44.783	13.06
13/06/21	13:24:33	44.783	13.06
13/06/21	13:24:34	44.783	13.06
13/06/21	13:24:35	44.783	13.06
13/06/21	13:24:36	44.783	13.06
13/06/21	13:24:37	44.783	13.06
13/06/21	13:24:38	44.783	13.06
13/06/21	13:24:39	44.783	13.06
13/06/21	13:24:40	44.783	13.06
13/06/21	13:24:41	44.783	13.06

13/06/21	13:24:42	44.783	13.06
13/06/21	13:24:43	44.783	13.06
13/06/21	13:24:44	44.783	13.06
13/06/21	13:24:45	44.783	13.06
13/06/21	13:24:46	44.783	13.06
13/06/21	13:24:47	44.783	13.06
13/06/21	13:24:48	44.783	13.06
13/06/21	13:24:49	44.783	13.06
13/06/21	13:24:50	44.783	13.06
13/06/21	13:24:51	44.783	13.06
13/06/21	13:24:52	44.783	13.06
13/06/21	13:24:53	44.783	13.06
13/06/21	13:24:54	44.783	13.06
13/06/21	13:24:55	44.783	13.06
13/06/21	13:24:56	44.783	13.06
13/06/21	13:24:57	44.783	13.06
13/06/21	13:24:58	44.783	13.06
13/06/21	13:24:59	44.783	13.06
13/06/21	13:25:00	44.783	13.06
13/06/21	13:25:01	44.783	13.06
13/06/21	13:25:02	44.783	13.06
13/06/21	13:25:03	44.783	13.06
13/06/21	13:25:04	44.783	13.06
13/06/21	13:25:05	44.783	13.06
13/06/21	13:25:06	44.783	13.06
13/06/21	13:25:07	44.783	13.06
13/06/21	13:25:08	44.783	13.06
13/06/21	13:25:09	44.783	13.06
13/06/21	13:25:10	44.783	13.06
13/06/21	13:25:11	44.783	13.06
13/06/21	13:25:12	44.783	13.06
13/06/21	13:25:13	44.783	13.06
13/06/21	13:25:14	44.783	13.06
13/06/21	13:25:15	44.783	13.06
13/06/21	13:25:16	44.783	13.06
13/06/21	13:25:17	44.783	13.06
13/06/21	13:25:18	44.783	13.06
13/06/21	13:25:19	44.783	13.06
13/06/21	13:25:20	44.783	13.06
13/06/21	13:25:21	44.783	13.06
13/06/21	13:25:22	44.783	13.06
13/06/21	13:25:23	44.783	13.06
13/06/21	13:25:24	44.783	13.06
13/06/21	13:25:25	44.783	13.06
13/06/21	13:25:26	44.783	13.06
13/06/21	13:25:27	44.783	13.06
13/06/21	13:25:28	44.783	13.06
13/06/21	13:25:29	44.783	13.06
13/06/21	13:25:30	44.783	13.06
13/06/21	13:25:31	44.783	13.06
13/06/21	13:25:32	44.783	13.06
13/06/21	13:25:33	44.783	13.06
13/06/21	13:25:34	44.783	13.06
13/06/21	13:25:35	44.783	13.06
13/06/21	13:25:36	44.783	13.06
13/06/21	13:25:37	44.783	13.06
13/06/21	13:25:38	44.783	13.06
13/06/21	13:25:39	44.783	13.06
13/06/21	13:25:40	44.783	13.06
13/06/21	13:25:41	44.783	13.06
13/06/21	13:25:42	44.783	13.06

13/06/21	13:25:43	44.766	13.06
13/06/21	13:25:44	44.783	13.06
13/06/21	13:25:45	44.783	13.06
13/06/21	13:25:46	44.783	13.06
13/06/21	13:25:47	44.783	13.06
13/06/21	13:25:48	44.783	13.06
13/06/21	13:25:49	44.783	13.06
13/06/21	13:25:50	44.783	13.06
13/06/21	13:25:51	44.783	13.06
13/06/21	13:25:52	44.783	13.06
13/06/21	13:25:53	44.783	13.06
13/06/21	13:25:54	44.783	13.06
13/06/21	13:25:55	44.783	13.06
13/06/21	13:25:56	44.783	13.06
13/06/21	13:25:57	44.783	13.06
13/06/21	13:25:58	44.783	13.06
13/06/21	13:25:59	44.783	13.06
13/06/21	13:26:00	44.783	13.06
13/06/21	13:26:01	44.783	13.06
13/06/21	13:26:02	44.783	13.06
13/06/21	13:26:03	44.783	13.06
13/06/21	13:26:04	44.783	13.06
13/06/21	13:26:05	44.783	13.06
13/06/21	13:26:06	44.783	13.06
13/06/21	13:26:07	44.783	13.06
13/06/21	13:26:08	44.783	13.06
13/06/21	13:26:09	44.783	13.06
13/06/21	13:26:10	44.783	13.06
13/06/21	13:26:11	44.783	13.06
13/06/21	13:26:12	44.783	13.06
13/06/21	13:26:13	44.783	13.06
13/06/21	13:26:14	44.783	13.06
13/06/21	13:26:15	44.783	13.06
13/06/21	13:26:16	44.783	13.06
13/06/21	13:26:17	44.783	13.06
13/06/21	13:26:18	44.766	13.06
13/06/21	13:26:19	44.783	13.06
13/06/21	13:26:20	44.766	13.06
13/06/21	13:26:21	44.783	13.06
13/06/21	13:26:22	44.783	13.06
13/06/21	13:26:23	44.783	13.06
13/06/21	13:26:24	44.783	13.06
13/06/21	13:26:25	44.783	13.06
13/06/21	13:26:26	44.783	13.06
13/06/21	13:26:27	44.783	13.06
13/06/21	13:26:28	44.783	13.06
13/06/21	13:26:29	44.783	13.06
13/06/21	13:26:30	44.783	13.06
13/06/21	13:26:31	44.783	13.06
13/06/21	13:26:32	44.766	13.06
13/06/21	13:26:33	44.766	13.06
13/06/21	13:26:34	44.783	13.06
13/06/21	13:26:35	44.783	13.06
13/06/21	13:26:36	44.783	13.06
13/06/21	13:26:37	44.783	13.06
13/06/21	13:26:38	44.783	13.06
13/06/21	13:26:39	44.783	13.06
13/06/21	13:26:40	44.783	13.06
13/06/21	13:26:41	44.766	13.06
13/06/21	13:26:42	44.783	13.06
13/06/21	13:26:43	44.783	13.06

13/06/21	13:26:44	44.766	13.06
13/06/21	13:26:45	44.783	13.06
13/06/21	13:26:46	44.766	13.06
13/06/21	13:26:47	44.766	13.06
13/06/21	13:26:48	44.783	13.06
13/06/21	13:26:49	44.783	13.06
13/06/21	13:26:50	44.783	13.06
13/06/21	13:26:51	44.766	13.06
13/06/21	13:26:52	44.766	13.06
13/06/21	13:26:53	44.783	13.06
13/06/21	13:26:54	44.766	13.06
13/06/21	13:26:55	44.783	13.06
13/06/21	13:26:56	44.783	13.06
13/06/21	13:26:57	44.766	13.06
13/06/21	13:26:58	44.783	13.06
13/06/21	13:26:59	44.783	13.06
13/06/21	13:27:00	44.766	13.06
13/06/21	13:27:01	44.783	13.06
13/06/21	13:27:02	44.783	13.06
13/06/21	13:27:03	44.783	13.06
13/06/21	13:27:04	44.766	13.06
13/06/21	13:27:05	44.766	13.06
13/06/21	13:27:06	44.766	13.06
13/06/21	13:27:07	44.766	13.06
13/06/21	13:27:08	44.783	13.06
13/06/21	13:27:09	44.766	13.06
13/06/21	13:27:10	44.766	13.06
13/06/21	13:27:11	44.783	13.06
13/06/21	13:27:12	44.766	13.06
13/06/21	13:27:13	44.783	13.06
13/06/21	13:27:14	44.766	13.06
13/06/21	13:27:15	44.766	13.06
13/06/21	13:27:16	44.766	13.06
13/06/21	13:27:17	44.766	13.06
13/06/21	13:27:18	44.766	13.06
13/06/21	13:27:19	44.766	13.06
13/06/21	13:27:20	44.766	13.06
13/06/21	13:27:21	44.766	13.06
13/06/21	13:27:22	44.766	13.06
13/06/21	13:27:23	44.766	13.06
13/06/21	13:27:24	44.766	13.06
13/06/21	13:27:25	44.766	13.06
13/06/21	13:27:26	44.766	13.06
13/06/21	13:27:27	44.766	13.06
13/06/21	13:27:28	44.766	13.06
13/06/21	13:27:29	44.766	13.06
13/06/21	13:27:30	44.766	13.06
13/06/21	13:27:31	44.766	13.06
13/06/21	13:27:32	44.783	13.06
13/06/21	13:27:33	44.766	13.06
13/06/21	13:27:34	44.766	13.06
13/06/21	13:27:35	44.766	13.06
13/06/21	13:27:36	44.766	13.06
13/06/21	13:27:37	44.766	13.06
13/06/21	13:27:38	44.766	13.06
13/06/21	13:27:39	44.766	13.06
13/06/21	13:27:40	44.783	13.06
13/06/21	13:27:41	44.766	13.06
13/06/21	13:27:42	44.766	13.06
13/06/21	13:27:43	44.766	13.06
13/06/21	13:27:44	44.766	13.06

13/06/21	13:27:45	44.766	13.06
13/06/21	13:27:46	44.766	13.06
13/06/21	13:27:47	44.766	13.06
13/06/21	13:27:48	44.766	13.06
13/06/21	13:27:49	44.766	13.06
13/06/21	13:27:50	44.783	13.06
13/06/21	13:27:51	44.766	13.06
13/06/21	13:27:52	44.766	13.06
13/06/21	13:27:53	44.766	13.06
13/06/21	13:27:54	44.766	13.06
13/06/21	13:27:55	44.766	13.06
13/06/21	13:27:56	44.766	13.06
13/06/21	13:27:57	44.783	13.06
13/06/21	13:27:58	44.766	13.06
13/06/21	13:27:59	44.783	13.06
13/06/21	13:28:00	44.766	13.06
13/06/21	13:28:01	44.766	13.06
13/06/21	13:28:02	44.766	13.06
13/06/21	13:28:03	44.766	13.06
13/06/21	13:28:04	44.766	13.06
13/06/21	13:28:05	44.766	13.06
13/06/21	13:28:06	44.766	13.06
13/06/21	13:28:07	44.766	13.06
13/06/21	13:28:08	44.766	13.06
13/06/21	13:28:09	44.766	13.06
13/06/21	13:28:10	44.766	13.06
13/06/21	13:28:11	44.766	13.06
13/06/21	13:28:12	44.766	13.06
13/06/21	13:28:13	44.766	13.06
13/06/21	13:28:14	44.766	13.06
13/06/21	13:28:15	44.766	13.06
13/06/21	13:28:16	44.766	13.06
13/06/21	13:28:17	44.766	13.06
13/06/21	13:28:18	44.766	13.06
13/06/21	13:28:19	44.766	13.06
13/06/21	13:28:20	44.766	13.06
13/06/21	13:28:21	44.766	13.06
13/06/21	13:28:22	44.766	13.06
13/06/21	13:28:23	44.766	13.06
13/06/21	13:28:24	44.766	13.06
13/06/21	13:28:25	44.766	13.06
13/06/21	13:28:26	44.766	13.06
13/06/21	13:28:27	44.766	13.06
13/06/21	13:28:28	44.766	13.06
13/06/21	13:28:29	44.766	13.06
13/06/21	13:28:30	44.766	13.06
13/06/21	13:28:31	44.766	13.06
13/06/21	13:28:32	44.766	13.06
13/06/21	13:28:33	44.766	13.06
13/06/21	13:28:34	44.766	13.06
13/06/21	13:28:35	44.766	13.06
13/06/21	13:28:36	44.766	13.06
13/06/21	13:28:37	44.766	13.06
13/06/21	13:28:38	44.766	13.06
13/06/21	13:28:39	44.766	13.06
13/06/21	13:28:40	44.766	13.06
13/06/21	13:28:41	44.766	13.06
13/06/21	13:28:42	44.766	13.06
13/06/21	13:28:43	44.766	13.06
13/06/21	13:28:44	44.766	13.06
13/06/21	13:28:45	44.766	13.06

13/06/21	13:28:46	44.766	13.06
13/06/21	13:28:47	44.766	13.06
13/06/21	13:28:48	44.766	13.06
13/06/21	13:28:49	44.766	13.06
13/06/21	13:28:50	44.766	13.06
13/06/21	13:28:51	44.766	13.06
13/06/21	13:28:52	44.766	13.06
13/06/21	13:28:53	44.766	13.06
13/06/21	13:28:54	44.766	13.06
13/06/21	13:28:55	44.766	13.06
13/06/21	13:28:56	44.766	13.06
13/06/21	13:28:57	44.766	13.06
13/06/21	13:28:58	44.766	13.06
13/06/21	13:28:59	44.766	13.06
13/06/21	13:29:00	44.766	13.06
13/06/21	13:29:01	44.766	13.06
13/06/21	13:29:02	44.766	13.06
13/06/21	13:29:03	44.766	13.06
13/06/21	13:29:04	44.766	13.06
13/06/21	13:29:05	44.766	13.06
13/06/21	13:29:06	44.766	13.06
13/06/21	13:29:07	44.766	13.06
13/06/21	13:29:08	44.766	13.06
13/06/21	13:29:09	44.766	13.06
13/06/21	13:29:10	44.766	13.06
13/06/21	13:29:11	44.766	13.06
13/06/21	13:29:12	44.766	13.06
13/06/21	13:29:13	44.766	13.06
13/06/21	13:29:14	44.766	13.06
13/06/21	13:29:15	44.766	13.06
13/06/21	13:29:16	44.766	13.06
13/06/21	13:29:17	44.766	13.06
13/06/21	13:29:18	44.766	13.06
13/06/21	13:29:19	44.766	13.06
13/06/21	13:29:20	44.766	13.06
13/06/21	13:29:21	44.766	13.06
13/06/21	13:29:22	44.766	13.06
13/06/21	13:29:23	44.766	13.06
13/06/21	13:29:24	44.766	13.06
13/06/21	13:29:25	44.766	13.06
13/06/21	13:29:26	44.766	13.06
13/06/21	13:29:27	44.766	13.06
13/06/21	13:29:28	44.766	13.06
13/06/21	13:29:29	44.766	13.06
13/06/21	13:29:30	44.766	13.06
13/06/21	13:29:31	44.766	13.06
13/06/21	13:29:32	44.766	13.06
13/06/21	13:29:33	44.766	13.06
13/06/21	13:29:34	44.766	13.06
13/06/21	13:29:35	44.766	13.06
13/06/21	13:29:36	44.766	13.06
13/06/21	13:29:37	44.766	13.06
13/06/21	13:29:38	44.766	13.06
13/06/21	13:29:39	44.766	13.06
13/06/21	13:29:40	44.766	13.06
13/06/21	13:29:41	44.766	13.06
13/06/21	13:29:42	44.766	13.06
13/06/21	13:29:43	44.766	13.06
13/06/21	13:29:44	44.766	13.06
13/06/21	13:29:45	44.766	13.06
13/06/21	13:29:46	44.766	13.06

13/06/21	13:29:47	44.766	13.06
13/06/21	13:29:48	44.766	13.06
13/06/21	13:29:49	44.766	13.06
13/06/21	13:29:50	44.766	13.06
13/06/21	13:29:51	44.766	13.06
13/06/21	13:29:52	44.766	13.06
13/06/21	13:29:53	44.766	13.06
13/06/21	13:29:54	44.766	13.06
13/06/21	13:29:55	44.766	13.06
13/06/21	13:29:56	44.766	13.06
13/06/21	13:29:57	44.766	13.06
13/06/21	13:29:58	44.766	13.06
13/06/21	13:29:59	44.766	13.06
13/06/21	13:30:00	44.766	13.06
13/06/21	13:30:01	44.766	13.06
13/06/21	13:30:02	44.766	13.06
13/06/21	13:30:03	44.766	13.06
13/06/21	13:30:04	44.766	13.06
13/06/21	13:30:05	44.766	13.06
13/06/21	13:30:06	44.766	13.06
13/06/21	13:30:07	44.766	13.06
13/06/21	13:30:08	44.766	13.06
13/06/21	13:30:09	44.766	13.06
13/06/21	13:30:10	44.766	13.06
13/06/21	13:30:11	44.766	13.06
13/06/21	13:30:12	44.766	13.06
13/06/21	13:30:13	44.766	13.06
13/06/21	13:30:14	44.766	13.06
13/06/21	13:30:15	44.766	13.06
13/06/21	13:30:16	44.766	13.06
13/06/21	13:30:17	44.766	13.06
13/06/21	13:30:18	44.766	13.06
13/06/21	13:30:19	44.766	13.06
13/06/21	13:30:20	44.766	13.06
13/06/21	13:30:21	44.766	13.06
13/06/21	13:30:22	44.766	13.06
13/06/21	13:30:23	44.766	13.06
13/06/21	13:30:24	44.766	13.06
13/06/21	13:30:25	44.766	13.06
13/06/21	13:30:26	44.766	13.06
13/06/21	13:30:27	44.766	13.06
13/06/21	13:30:28	44.766	13.06
13/06/21	13:30:29	44.766	13.06
13/06/21	13:30:30	44.766	13.06
13/06/21	13:30:31	44.766	13.06
13/06/21	13:30:32	44.766	13.06
13/06/21	13:30:33	44.766	13.06
13/06/21	13:30:34	44.766	13.06
13/06/21	13:30:35	44.766	13.06
13/06/21	13:30:36	44.766	13.06
13/06/21	13:30:37	44.766	13.06
13/06/21	13:30:38	44.766	13.06
13/06/21	13:30:39	44.766	13.06
13/06/21	13:30:40	44.766	13.06
13/06/21	13:30:41	44.766	13.06
13/06/21	13:30:42	44.766	13.06
13/06/21	13:30:43	44.766	13.06
13/06/21	13:30:44	44.766	13.06
13/06/21	13:30:45	44.766	13.06
13/06/21	13:30:46	44.766	13.06
13/06/21	13:30:47	44.766	13.06

13/06/21	13:30:48	44.766	13.06
13/06/21	13:30:49	44.766	13.06
13/06/21	13:30:50	44.766	13.06
13/06/21	13:30:51	44.766	13.06
13/06/21	13:30:52	44.766	13.06
13/06/21	13:30:53	44.766	13.06
13/06/21	13:30:54	44.766	13.06
13/06/21	13:30:55	44.766	13.06
13/06/21	13:30:56	44.766	13.06
13/06/21	13:30:57	44.766	13.06
13/06/21	13:30:58	44.766	13.06
13/06/21	13:30:59	44.766	13.06
13/06/21	13:31:00	44.766	13.06
13/06/21	13:31:01	44.766	13.06
13/06/21	13:31:02	44.766	13.06
13/06/21	13:31:03	44.766	13.06
13/06/21	13:31:04	44.766	13.06
13/06/21	13:31:05	44.766	13.06
13/06/21	13:31:06	44.766	13.06
13/06/21	13:31:07	44.766	13.06
13/06/21	13:31:08	44.766	13.06
13/06/21	13:31:09	44.766	13.06
13/06/21	13:31:10	44.766	13.06
13/06/21	13:31:11	44.766	13.06
13/06/21	13:31:12	44.766	13.06
13/06/21	13:31:13	44.766	13.06
13/06/21	13:31:14	44.766	13.06
13/06/21	13:31:15	44.766	13.06
13/06/21	13:31:16	44.766	13.06
13/06/21	13:31:17	44.766	13.06
13/06/21	13:31:18	44.766	13.06
13/06/21	13:31:19	44.766	13.06
13/06/21	13:31:20	44.766	13.06
13/06/21	13:31:21	44.766	13.06
13/06/21	13:31:22	44.766	13.06
13/06/21	13:31:23	44.766	13.06
13/06/21	13:31:24	44.766	13.06
13/06/21	13:31:25	44.766	13.06
13/06/21	13:31:26	44.766	13.06
13/06/21	13:31:27	44.766	13.06
13/06/21	13:31:28	44.766	13.06
13/06/21	13:31:29	44.766	13.06
13/06/21	13:31:30	44.766	13.06
13/06/21	13:31:31	44.766	13.06
13/06/21	13:31:32	44.766	13.06
13/06/21	13:31:33	44.766	13.06
13/06/21	13:31:34	44.766	13.06
13/06/21	13:31:35	44.766	13.06
13/06/21	13:31:36	44.766	13.06
13/06/21	13:31:37	44.766	13.06
13/06/21	13:31:38	44.766	13.06
13/06/21	13:31:39	44.766	13.06
13/06/21	13:31:40	44.766	13.06
13/06/21	13:31:41	44.766	13.06
13/06/21	13:31:42	44.766	13.06
13/06/21	13:31:43	44.766	13.06
13/06/21	13:31:44	44.766	13.06
13/06/21	13:31:45	44.766	13.06
13/06/21	13:31:46	44.749	13.06
13/06/21	13:31:47	44.766	13.06
13/06/21	13:31:48	44.766	13.06

13/06/21	13:31:49	44.766	13.06
13/06/21	13:31:50	44.766	13.06
13/06/21	13:31:51	44.766	13.06
13/06/21	13:31:52	44.766	13.06
13/06/21	13:31:53	44.749	13.06
13/06/21	13:31:54	44.766	13.06
13/06/21	13:31:55	44.766	13.06
13/06/21	13:31:56	44.766	13.06
13/06/21	13:31:57	44.766	13.06
13/06/21	13:31:58	44.766	13.06
13/06/21	13:31:59	44.766	13.06
13/06/21	13:32:00	44.766	13.06
13/06/21	13:32:01	44.766	13.06
13/06/21	13:32:02	44.766	13.06
13/06/21	13:32:03	44.766	13.06
13/06/21	13:32:04	44.766	13.06
13/06/21	13:32:05	44.766	13.06
13/06/21	13:32:06	44.766	13.06
13/06/21	13:32:07	44.749	13.06
13/06/21	13:32:08	44.766	13.06
13/06/21	13:32:09	44.766	13.06
13/06/21	13:32:10	44.766	13.06
13/06/21	13:32:11	44.766	13.06
13/06/21	13:32:12	44.766	13.06
13/06/21	13:32:13	44.766	13.06
13/06/21	13:32:14	44.749	13.06
13/06/21	13:32:15	44.766	13.06
13/06/21	13:32:16	44.766	13.06
13/06/21	13:32:17	44.766	13.06
13/06/21	13:32:18	44.766	13.06
13/06/21	13:32:19	44.766	13.06
13/06/21	13:32:20	44.766	13.06
13/06/21	13:32:21	44.766	13.06
13/06/21	13:32:22	44.766	13.06
13/06/21	13:32:23	44.766	13.06
13/06/21	13:32:24	44.766	13.06
13/06/21	13:32:25	44.766	13.06
13/06/21	13:32:26	44.766	13.06
13/06/21	13:32:27	44.766	13.06
13/06/21	13:32:28	44.766	13.06
13/06/21	13:32:29	44.766	13.06
13/06/21	13:32:30	44.766	13.06
13/06/21	13:32:31	44.766	13.06
13/06/21	13:32:32	44.749	13.06
13/06/21	13:32:33	44.766	13.06
13/06/21	13:32:34	44.766	13.06
13/06/21	13:32:35	44.766	13.06
13/06/21	13:32:36	44.766	13.06
13/06/21	13:32:37	44.749	13.06
13/06/21	13:32:38	44.766	13.06
13/06/21	13:32:39	44.766	13.06
13/06/21	13:32:40	44.766	13.06
13/06/21	13:32:41	44.766	13.06
13/06/21	13:32:42	44.766	13.06
13/06/21	13:32:43	44.766	13.06
13/06/21	13:32:44	44.749	13.06
13/06/21	13:32:45	44.766	13.06
13/06/21	13:32:46	44.766	13.06
13/06/21	13:32:47	44.749	13.06
13/06/21	13:32:48	44.766	13.06
13/06/21	13:32:49	44.766	13.06

13/06/21	13:32:50	44.766	13.06
13/06/21	13:32:51	44.766	13.06
13/06/21	13:32:52	44.766	13.06
13/06/21	13:32:53	44.766	13.06
13/06/21	13:32:54	44.766	13.06
13/06/21	13:32:55	44.766	13.06
13/06/21	13:32:56	44.766	13.06
13/06/21	13:32:57	44.766	13.06
13/06/21	13:32:58	44.766	13.06
13/06/21	13:32:59	44.766	13.06
13/06/21	13:33:00	44.766	13.06
13/06/21	13:33:01	44.766	13.06
13/06/21	13:33:02	44.766	13.06
13/06/21	13:33:03	44.749	13.06
13/06/21	13:33:04	44.749	13.06
13/06/21	13:33:05	44.766	13.06
13/06/21	13:33:06	44.766	13.06
13/06/21	13:33:07	44.766	13.06
13/06/21	13:33:08	44.766	13.06
13/06/21	13:33:09	44.749	13.06
13/06/21	13:33:10	44.766	13.06
13/06/21	13:33:11	44.766	13.06
13/06/21	13:33:12	44.766	13.06
13/06/21	13:33:13	44.766	13.06
13/06/21	13:33:14	44.766	13.06
13/06/21	13:33:15	44.766	13.06
13/06/21	13:33:16	44.766	13.06
13/06/21	13:33:17	44.749	13.06
13/06/21	13:33:18	44.766	13.06
13/06/21	13:33:19	44.766	13.06
13/06/21	13:33:20	44.766	13.06
13/06/21	13:33:21	44.749	13.06
13/06/21	13:33:22	44.766	13.06
13/06/21	13:33:23	44.749	13.06
13/06/21	13:33:24	44.749	13.06
13/06/21	13:33:25	44.749	13.06
13/06/21	13:33:26	44.749	13.06
13/06/21	13:33:27	44.766	13.06
13/06/21	13:33:28	44.749	13.06
13/06/21	13:33:29	44.749	13.06
13/06/21	13:33:30	44.749	13.06
13/06/21	13:33:31	44.749	13.06
13/06/21	13:33:32	44.766	13.06
13/06/21	13:33:33	44.766	13.06
13/06/21	13:33:34	44.766	13.06
13/06/21	13:33:35	44.766	13.06
13/06/21	13:33:36	44.749	13.06
13/06/21	13:33:37	44.749	13.06
13/06/21	13:33:38	44.749	13.06
13/06/21	13:33:39	44.749	13.06
13/06/21	13:33:40	44.749	13.06
13/06/21	13:33:41	44.766	13.06
13/06/21	13:33:42	44.766	13.06
13/06/21	13:33:43	44.766	13.06
13/06/21	13:33:44	44.749	13.06
13/06/21	13:33:45	44.749	13.06
13/06/21	13:33:46	44.766	13.06
13/06/21	13:33:47	44.766	13.06
13/06/21	13:33:48	44.766	13.06
13/06/21	13:33:49	44.766	13.06
13/06/21	13:33:50	44.766	13.06

13/06/21	13:33:51	44.749	13.06
13/06/21	13:33:52	44.766	13.06
13/06/21	13:33:53	44.766	13.06
13/06/21	13:33:54	44.766	13.06
13/06/21	13:33:55	44.766	13.06
13/06/21	13:33:56	44.749	13.06
13/06/21	13:33:57	44.766	13.06
13/06/21	13:33:58	44.766	13.06
13/06/21	13:33:59	44.749	13.06
13/06/21	13:34:00	44.766	13.06
13/06/21	13:34:01	44.766	13.06
13/06/21	13:34:02	44.766	13.06
13/06/21	13:34:03	44.749	13.06
13/06/21	13:34:04	44.749	13.06
13/06/21	13:34:05	44.749	13.06
13/06/21	13:34:06	44.766	13.06
13/06/21	13:34:07	44.749	13.06
13/06/21	13:34:08	44.749	13.06
13/06/21	13:34:09	44.766	13.06
13/06/21	13:34:10	44.749	13.06
13/06/21	13:34:11	44.749	13.06
13/06/21	13:34:12	44.749	13.06
13/06/21	13:34:13	44.749	13.06
13/06/21	13:34:14	44.749	13.06
13/06/21	13:34:15	44.749	13.06
13/06/21	13:34:16	44.766	13.06
13/06/21	13:34:17	44.766	13.06
13/06/21	13:34:18	44.749	13.06
13/06/21	13:34:19	44.749	13.06
13/06/21	13:34:20	44.749	13.06
13/06/21	13:34:21	44.749	13.06
13/06/21	13:34:22	44.766	13.06
13/06/21	13:34:23	44.749	13.06
13/06/21	13:34:24	44.749	13.06
13/06/21	13:34:25	44.749	13.06
13/06/21	13:34:26	44.766	13.06
13/06/21	13:34:27	44.766	13.06
13/06/21	13:34:28	44.749	13.06
13/06/21	13:34:29	44.766	13.06
13/06/21	13:34:30	44.749	13.06
13/06/21	13:34:31	44.749	13.06
13/06/21	13:34:32	44.749	13.06
13/06/21	13:34:33	44.749	13.06
13/06/21	13:34:34	44.749	13.06
13/06/21	13:34:35	44.749	13.06
13/06/21	13:34:36	44.749	13.06
13/06/21	13:34:37	44.766	13.06
13/06/21	13:34:38	44.749	13.06
13/06/21	13:34:39	44.749	13.06
13/06/21	13:34:40	44.749	13.06
13/06/21	13:34:41	44.749	13.06
13/06/21	13:34:42	44.749	13.06
13/06/21	13:34:43	44.749	13.06
13/06/21	13:34:44	44.749	13.06
13/06/21	13:34:45	44.749	13.06
13/06/21	13:34:46	44.749	13.06
13/06/21	13:34:47	44.766	13.06
13/06/21	13:34:48	44.749	13.06
13/06/21	13:34:49	44.766	13.06
13/06/21	13:34:50	44.749	13.06
13/06/21	13:34:51	44.749	13.06

13/06/21	13:34:52	44.766	13.06
13/06/21	13:34:53	44.749	13.06
13/06/21	13:34:54	44.749	13.06
13/06/21	13:34:55	44.749	13.06
13/06/21	13:34:56	44.766	13.06
13/06/21	13:34:57	44.749	13.06
13/06/21	13:34:58	44.749	13.06
13/06/21	13:34:59	44.749	13.06
13/06/21	13:35:00	44.749	13.06
13/06/21	13:35:01	44.749	13.06
13/06/21	13:35:02	44.749	13.06
13/06/21	13:35:03	44.766	13.06
13/06/21	13:35:04	44.749	13.06
13/06/21	13:35:05	44.766	13.06
13/06/21	13:35:06	44.749	13.06
13/06/21	13:35:07	44.749	13.06
13/06/21	13:35:08	44.766	13.06
13/06/21	13:35:09	44.749	13.06
13/06/21	13:35:10	44.749	13.06
13/06/21	13:35:11	44.749	13.06
13/06/21	13:35:12	44.766	13.06
13/06/21	13:35:13	44.749	13.06
13/06/21	13:35:14	44.749	13.06
13/06/21	13:35:15	44.749	13.06
13/06/21	13:35:16	44.766	13.06
13/06/21	13:35:17	44.749	13.06
13/06/21	13:35:18	44.749	13.06
13/06/21	13:35:19	44.766	13.06
13/06/21	13:35:20	44.749	13.06
13/06/21	13:35:21	44.749	13.06
13/06/21	13:35:22	44.749	13.06
13/06/21	13:35:23	44.749	13.06
13/06/21	13:35:24	44.749	13.06
13/06/21	13:35:25	44.749	13.06
13/06/21	13:35:26	44.749	13.06
13/06/21	13:35:27	44.749	13.06
13/06/21	13:35:28	44.749	13.06
13/06/21	13:35:29	44.749	13.06
13/06/21	13:35:30	44.766	13.06
13/06/21	13:35:31	44.749	13.06
13/06/21	13:35:32	44.749	13.06
13/06/21	13:35:33	44.749	13.06
13/06/21	13:35:34	44.749	13.06
13/06/21	13:35:35	44.749	13.06
13/06/21	13:35:36	44.749	13.06
13/06/21	13:35:37	44.749	13.06
13/06/21	13:35:38	44.749	13.06
13/06/21	13:35:39	44.749	13.06
13/06/21	13:35:40	44.749	13.06
13/06/21	13:35:41	44.749	13.06
13/06/21	13:35:42	44.749	13.06
13/06/21	13:35:43	44.749	13.06
13/06/21	13:35:44	44.749	13.06
13/06/21	13:35:45	44.749	13.06
13/06/21	13:35:46	44.749	13.06
13/06/21	13:35:47	44.749	13.06
13/06/21	13:35:48	44.749	13.06
13/06/21	13:35:49	44.749	13.06
13/06/21	13:35:50	44.749	13.06
13/06/21	13:35:51	44.749	13.06
13/06/21	13:35:52	44.749	13.06

13/06/21	13:35:53	44.749	13.06
13/06/21	13:35:54	44.749	13.06
13/06/21	13:35:55	44.749	13.06
13/06/21	13:35:56	44.749	13.06
13/06/21	13:35:57	44.749	13.06
13/06/21	13:35:58	44.749	13.06
13/06/21	13:35:59	44.749	13.06
13/06/21	13:36:00	44.749	13.06
13/06/21	13:36:01	44.749	13.06
13/06/21	13:36:02	44.749	13.06
13/06/21	13:36:03	44.749	13.06
13/06/21	13:36:04	44.749	13.06
13/06/21	13:36:05	44.749	13.06
13/06/21	13:36:06	44.749	13.06
13/06/21	13:36:07	44.749	13.06
13/06/21	13:36:08	44.749	13.06
13/06/21	13:36:09	44.749	13.06
13/06/21	13:36:10	44.749	13.06
13/06/21	13:36:11	44.749	13.06
13/06/21	13:36:12	44.749	13.06
13/06/21	13:36:13	44.749	13.06
13/06/21	13:36:14	44.749	13.06
13/06/21	13:36:15	44.749	13.06
13/06/21	13:36:16	44.749	13.06
13/06/21	13:36:17	44.749	13.06
13/06/21	13:36:18	44.749	13.06
13/06/21	13:36:19	44.749	13.06
13/06/21	13:36:20	44.749	13.06
13/06/21	13:36:21	44.749	13.06
13/06/21	13:36:22	44.749	13.06
13/06/21	13:36:23	44.749	13.06
13/06/21	13:36:24	44.749	13.06
13/06/21	13:36:25	44.749	13.06
13/06/21	13:36:26	44.749	13.06
13/06/21	13:36:27	44.749	13.06
13/06/21	13:36:28	44.749	13.06
13/06/21	13:36:29	44.749	13.06
13/06/21	13:36:30	44.749	13.06
13/06/21	13:36:31	44.749	13.06
13/06/21	13:36:32	44.749	13.06
13/06/21	13:36:33	44.749	13.06
13/06/21	13:36:34	44.749	13.06
13/06/21	13:36:35	44.749	13.06
13/06/21	13:36:36	44.749	13.06
13/06/21	13:36:37	44.749	13.06
13/06/21	13:36:38	44.749	13.06
13/06/21	13:36:39	44.749	13.06
13/06/21	13:36:40	44.749	13.06
13/06/21	13:36:41	44.749	13.06
13/06/21	13:36:42	44.749	13.06
13/06/21	13:36:43	44.749	13.06
13/06/21	13:36:44	44.749	13.06
13/06/21	13:36:45	44.749	13.06
13/06/21	13:36:46	44.749	13.06
13/06/21	13:36:47	44.749	13.06
13/06/21	13:36:48	44.749	13.06
13/06/21	13:36:49	44.749	13.06
13/06/21	13:36:50	44.749	13.06
13/06/21	13:36:51	44.749	13.06
13/06/21	13:36:52	44.749	13.06
13/06/21	13:36:53	44.749	13.06

13/06/21	13:36:54	44.749	13.06
13/06/21	13:36:55	44.749	13.06
13/06/21	13:36:56	44.749	13.06
13/06/21	13:36:57	44.749	13.06
13/06/21	13:36:58	44.749	13.06
13/06/21	13:36:59	44.749	13.06
13/06/21	13:37:00	44.749	13.06
13/06/21	13:37:01	44.749	13.06
13/06/21	13:37:02	44.749	13.06
13/06/21	13:37:03	44.749	13.06
13/06/21	13:37:04	44.749	13.06
13/06/21	13:37:05	44.749	13.06
13/06/21	13:37:06	44.749	13.06
13/06/21	13:37:07	44.749	13.06
13/06/21	13:37:08	44.749	13.06
13/06/21	13:37:09	44.749	13.06
13/06/21	13:37:10	44.749	13.06
13/06/21	13:37:11	44.749	13.06
13/06/21	13:37:12	44.749	13.06
13/06/21	13:37:13	44.749	13.06
13/06/21	13:37:14	44.749	13.06
13/06/21	13:37:15	44.749	13.06
13/06/21	13:37:16	44.749	13.06
13/06/21	13:37:17	44.749	13.06
13/06/21	13:37:18	44.749	13.06
13/06/21	13:37:19	44.749	13.06
13/06/21	13:37:20	44.749	13.06
13/06/21	13:37:21	44.749	13.06
13/06/21	13:37:22	44.749	13.06
13/06/21	13:37:23	44.749	13.06
13/06/21	13:37:24	44.749	13.06
13/06/21	13:37:25	44.749	13.06
13/06/21	13:37:26	44.749	13.06
13/06/21	13:37:27	44.749	13.06
13/06/21	13:37:28	44.749	13.06
13/06/21	13:37:29	44.749	13.06
13/06/21	13:37:30	44.749	13.06
13/06/21	13:37:31	44.749	13.06
13/06/21	13:37:32	44.749	13.06
13/06/21	13:37:33	44.749	13.06
13/06/21	13:37:34	44.749	13.06
13/06/21	13:37:35	44.749	13.06
13/06/21	13:37:36	44.749	13.06
13/06/21	13:37:37	44.749	13.06
13/06/21	13:37:38	44.749	13.06
13/06/21	13:37:39	44.749	13.06
13/06/21	13:37:40	44.749	13.06
13/06/21	13:37:41	44.749	13.06
13/06/21	13:37:42	44.749	13.06
13/06/21	13:37:43	44.749	13.06
13/06/21	13:37:44	44.749	13.06
13/06/21	13:37:45	44.749	13.06
13/06/21	13:37:46	44.749	13.06
13/06/21	13:37:47	44.749	13.06
13/06/21	13:37:48	44.749	13.06
13/06/21	13:37:49	44.749	13.06
13/06/21	13:37:50	44.749	13.06
13/06/21	13:37:51	44.749	13.06
13/06/21	13:37:52	44.749	13.06
13/06/21	13:37:53	44.749	13.06
13/06/21	13:37:54	44.749	13.06

13/06/21	13:37:55	44.749	13.06
13/06/21	13:37:56	44.749	13.06
13/06/21	13:37:57	44.749	13.06
13/06/21	13:37:58	44.749	13.06
13/06/21	13:37:59	44.749	13.06
13/06/21	13:38:00	44.749	13.06
13/06/21	13:38:01	44.749	13.06
13/06/21	13:38:02	44.749	13.06
13/06/21	13:38:03	44.749	13.06
13/06/21	13:38:04	44.749	13.06
13/06/21	13:38:05	44.749	13.06
13/06/21	13:38:06	44.749	13.06
13/06/21	13:38:07	44.749	13.06
13/06/21	13:38:08	44.749	13.06
13/06/21	13:38:09	44.749	13.06
13/06/21	13:38:10	44.749	13.06
13/06/21	13:38:11	44.749	13.06
13/06/21	13:38:12	44.749	13.06
13/06/21	13:38:13	44.749	13.06
13/06/21	13:38:14	44.749	13.06
13/06/21	13:38:15	44.749	13.06
13/06/21	13:38:16	44.749	13.06
13/06/21	13:38:17	44.749	13.06
13/06/21	13:38:18	44.749	13.06
13/06/21	13:38:19	44.749	13.06
13/06/21	13:38:20	44.749	13.06
13/06/21	13:38:21	44.749	13.06
13/06/21	13:38:22	44.749	13.06
13/06/21	13:38:23	44.749	13.06
13/06/21	13:38:24	44.749	13.06
13/06/21	13:38:25	44.749	13.06
13/06/21	13:38:26	44.749	13.06
13/06/21	13:38:27	44.749	13.06
13/06/21	13:38:28	44.749	13.06
13/06/21	13:38:29	44.749	13.06
13/06/21	13:38:30	44.749	13.06
13/06/21	13:38:31	44.749	13.06
13/06/21	13:38:32	44.749	13.06
13/06/21	13:38:33	44.749	13.06
13/06/21	13:38:34	44.749	13.06
13/06/21	13:38:35	44.749	13.06
13/06/21	13:38:36	44.732	13.06
13/06/21	13:38:37	44.749	13.06
13/06/21	13:38:38	44.749	13.06
13/06/21	13:38:39	44.749	13.06
13/06/21	13:38:40	44.749	13.06
13/06/21	13:38:41	44.749	13.06
13/06/21	13:38:42	44.749	13.06
13/06/21	13:38:43	44.749	13.06
13/06/21	13:38:44	44.749	13.06
13/06/21	13:38:45	44.749	13.06
13/06/21	13:38:46	44.749	13.06
13/06/21	13:38:47	44.749	13.06
13/06/21	13:38:48	44.749	13.06
13/06/21	13:38:49	44.749	13.06
13/06/21	13:38:50	44.749	13.06
13/06/21	13:38:51	44.749	13.06
13/06/21	13:38:52	44.749	13.06
13/06/21	13:38:53	44.749	13.06
13/06/21	13:38:54	44.749	13.06
13/06/21	13:38:55	44.749	13.06

13/06/21	13:38:56	44.749	13.06
13/06/21	13:38:57	44.749	13.06
13/06/21	13:38:58	44.749	13.06
13/06/21	13:38:59	44.749	13.06
13/06/21	13:39:00	44.749	13.06
13/06/21	13:39:01	44.749	13.06
13/06/21	13:39:02	44.749	13.06
13/06/21	13:39:03	44.749	13.06
13/06/21	13:39:04	44.749	13.06
13/06/21	13:39:05	44.749	13.06
13/06/21	13:39:06	44.749	13.06
13/06/21	13:39:07	44.749	13.06
13/06/21	13:39:08	44.749	13.06
13/06/21	13:39:09	44.749	13.06
13/06/21	13:39:10	44.749	13.06
13/06/21	13:39:11	44.749	13.06
13/06/21	13:39:12	44.749	13.06
13/06/21	13:39:13	44.749	13.06
13/06/21	13:39:14	44.749	13.06
13/06/21	13:39:15	44.749	13.06
13/06/21	13:39:16	44.749	13.06
13/06/21	13:39:17	44.749	13.06
13/06/21	13:39:18	44.749	13.06
13/06/21	13:39:19	44.732	13.06
13/06/21	13:39:20	44.749	13.06
13/06/21	13:39:21	44.749	13.06
13/06/21	13:39:22	44.749	13.06
13/06/21	13:39:23	44.749	13.06
13/06/21	13:39:24	44.749	13.06
13/06/21	13:39:25	44.749	13.06
13/06/21	13:39:26	44.749	13.06
13/06/21	13:39:27	44.749	13.06
13/06/21	13:39:28	44.749	13.06
13/06/21	13:39:29	44.749	13.06
13/06/21	13:39:30	44.749	13.06
13/06/21	13:39:31	44.749	13.06
13/06/21	13:39:32	44.749	13.06
13/06/21	13:39:33	44.749	13.06
13/06/21	13:39:34	44.749	13.06
13/06/21	13:39:35	44.749	13.06
13/06/21	13:39:36	44.749	13.06
13/06/21	13:39:37	44.749	13.06
13/06/21	13:39:38	44.749	13.06
13/06/21	13:39:39	44.749	13.06
13/06/21	13:39:40	44.749	13.06
13/06/21	13:39:41	44.749	13.06
13/06/21	13:39:42	44.749	13.06
13/06/21	13:39:43	44.749	13.06
13/06/21	13:39:44	44.749	13.06
13/06/21	13:39:45	44.749	13.06
13/06/21	13:39:46	44.749	13.06
13/06/21	13:39:47	44.749	13.06
13/06/21	13:39:48	44.749	13.06
13/06/21	13:39:49	44.749	13.06
13/06/21	13:39:50	44.749	13.06
13/06/21	13:39:51	44.749	13.06
13/06/21	13:39:52	44.749	13.06
13/06/21	13:39:53	44.749	13.06
13/06/21	13:39:54	44.749	13.06
13/06/21	13:39:55	44.749	13.06
13/06/21	13:39:56	44.749	13.06

13/06/21	13:39:57	44.749	13.06
13/06/21	13:39:58	44.749	13.06
13/06/21	13:39:59	44.749	13.06
13/06/21	13:40:00	44.749	13.06
13/06/21	13:40:01	44.749	13.06
13/06/21	13:40:02	44.749	13.06
13/06/21	13:40:03	44.749	13.06
13/06/21	13:40:04	44.749	13.06
13/06/21	13:40:05	44.749	13.06
13/06/21	13:40:06	44.749	13.06
13/06/21	13:40:07	44.749	13.06
13/06/21	13:40:08	44.749	13.06
13/06/21	13:40:09	44.749	13.06
13/06/21	13:40:10	44.749	13.06
13/06/21	13:40:11	44.749	13.06
13/06/21	13:40:12	44.749	13.06
13/06/21	13:40:13	44.749	13.06
13/06/21	13:40:14	44.749	13.06
13/06/21	13:40:15	44.749	13.06
13/06/21	13:40:16	44.749	13.06
13/06/21	13:40:17	44.749	13.06
13/06/21	13:40:18	44.749	13.06
13/06/21	13:40:19	44.749	13.06
13/06/21	13:40:20	44.749	13.06
13/06/21	13:40:21	44.749	13.06
13/06/21	13:40:22	44.749	13.06
13/06/21	13:40:23	44.749	13.06
13/06/21	13:40:24	44.749	13.06
13/06/21	13:40:25	44.749	13.06
13/06/21	13:40:26	44.749	13.06
13/06/21	13:40:27	44.749	13.06
13/06/21	13:40:28	44.749	13.06
13/06/21	13:40:29	44.749	13.06
13/06/21	13:40:30	44.749	13.06
13/06/21	13:40:31	44.749	13.06
13/06/21	13:40:32	44.749	13.06
13/06/21	13:40:33	44.749	13.06
13/06/21	13:40:34	44.749	13.06
13/06/21	13:40:35	44.749	13.06
13/06/21	13:40:36	44.749	13.06
13/06/21	13:40:37	44.749	13.06
13/06/21	13:40:38	44.749	13.06
13/06/21	13:40:39	44.749	13.06
13/06/21	13:40:40	44.749	13.06
13/06/21	13:40:41	44.749	13.06
13/06/21	13:40:42	44.749	13.06
13/06/21	13:40:43	44.749	13.06
13/06/21	13:40:44	44.749	13.06
13/06/21	13:40:45	44.749	13.06
13/06/21	13:40:46	44.749	13.06
13/06/21	13:40:47	44.749	13.06
13/06/21	13:40:48	44.749	13.06
13/06/21	13:40:49	44.749	13.06
13/06/21	13:40:50	44.749	13.06
13/06/21	13:40:51	44.749	13.06
13/06/21	13:40:52	44.749	13.06
13/06/21	13:40:53	44.749	13.06
13/06/21	13:40:54	44.749	13.06
13/06/21	13:40:55	44.749	13.06
13/06/21	13:40:56	44.749	13.06
13/06/21	13:40:57	44.749	13.06

13/06/21	13:40:58	44.749	13.06
13/06/21	13:40:59	44.749	13.06
13/06/21	13:41:00	44.749	13.06
13/06/21	13:41:01	44.749	13.06
13/06/21	13:41:02	44.749	13.06
13/06/21	13:41:03	44.749	13.06
13/06/21	13:41:04	44.749	13.06
13/06/21	13:41:05	44.749	13.06
13/06/21	13:41:06	44.749	13.06
13/06/21	13:41:07	44.749	13.06
13/06/21	13:41:08	44.749	13.06
13/06/21	13:41:09	44.749	13.06
13/06/21	13:41:10	44.749	13.06
13/06/21	13:41:11	44.749	13.06
13/06/21	13:41:12	44.749	13.06
13/06/21	13:41:13	44.749	13.06
13/06/21	13:41:14	44.749	13.06
13/06/21	13:41:15	44.749	13.06
13/06/21	13:41:16	44.749	13.06
13/06/21	13:41:17	44.749	13.06
13/06/21	13:41:18	44.749	13.06
13/06/21	13:41:19	44.749	13.06
13/06/21	13:41:20	44.749	13.06
13/06/21	13:41:21	44.749	13.06
13/06/21	13:41:22	44.749	13.06
13/06/21	13:41:23	44.749	13.06
13/06/21	13:41:24	44.749	13.06
13/06/21	13:41:25	44.749	13.06
13/06/21	13:41:26	44.749	13.06
13/06/21	13:41:27	44.749	13.06
13/06/21	13:41:28	44.749	13.06
13/06/21	13:41:29	44.749	13.06
13/06/21	13:41:30	44.749	13.06
13/06/21	13:41:31	44.749	13.06
13/06/21	13:41:32	44.749	13.06
13/06/21	13:41:33	44.749	13.06
13/06/21	13:41:34	44.749	13.06
13/06/21	13:41:35	44.749	13.06
13/06/21	13:41:36	44.749	13.06
13/06/21	13:41:37	44.749	13.06
13/06/21	13:41:38	44.749	13.06
13/06/21	13:41:39	44.749	13.06
13/06/21	13:41:40	44.749	13.06
13/06/21	13:41:41	44.749	13.06
13/06/21	13:41:42	44.749	13.06
13/06/21	13:41:43	44.749	13.06
13/06/21	13:41:44	44.749	13.06
13/06/21	13:41:45	44.749	13.06
13/06/21	13:41:46	44.749	13.06
13/06/21	13:41:47	44.749	13.06
13/06/21	13:41:48	44.749	13.06
13/06/21	13:41:49	44.749	13.06
13/06/21	13:41:50	44.749	13.06
13/06/21	13:41:51	44.749	13.06
13/06/21	13:41:52	44.749	13.06
13/06/21	13:41:53	44.749	13.06
13/06/21	13:41:54	44.749	13.06
13/06/21	13:41:55	44.749	13.06
13/06/21	13:41:56	44.749	13.06
13/06/21	13:41:57	44.749	13.06
13/06/21	13:41:58	44.749	13.06

13/06/21	13:41:59	44.749	13.06
13/06/21	13:42:00	44.749	13.06
13/06/21	13:42:01	44.749	13.06
13/06/21	13:42:02	44.749	13.06
13/06/21	13:42:03	44.749	13.06
13/06/21	13:42:04	44.749	13.06
13/06/21	13:42:05	44.749	13.06
13/06/21	13:42:06	44.749	13.06
13/06/21	13:42:07	44.749	13.06
13/06/21	13:42:08	44.749	13.06
13/06/21	13:42:09	44.749	13.06
13/06/21	13:42:10	44.749	13.06
13/06/21	13:42:11	44.749	13.06
13/06/21	13:42:12	44.749	13.06
13/06/21	13:42:13	44.749	13.06
13/06/21	13:42:14	44.749	13.06
13/06/21	13:42:15	44.749	13.06
13/06/21	13:42:16	44.749	13.06
13/06/21	13:42:17	44.749	13.06
13/06/21	13:42:18	44.749	13.06
13/06/21	13:42:19	44.749	13.06
13/06/21	13:42:20	44.749	13.06
13/06/21	13:42:21	44.749	13.06
13/06/21	13:42:22	44.749	13.06
13/06/21	13:42:23	44.749	13.06
13/06/21	13:42:24	44.749	13.06
13/06/21	13:42:25	44.749	13.06
13/06/21	13:42:26	44.749	13.06
13/06/21	13:42:27	44.749	13.06
13/06/21	13:42:28	44.749	13.06
13/06/21	13:42:29	44.749	13.06
13/06/21	13:42:30	44.749	13.06
13/06/21	13:42:31	44.749	13.06
13/06/21	13:42:32	44.749	13.06
13/06/21	13:42:33	44.749	13.06
13/06/21	13:42:34	44.749	13.06
13/06/21	13:42:35	44.749	13.06
13/06/21	13:42:36	44.749	13.06
13/06/21	13:42:37	44.749	13.06
13/06/21	13:42:38	44.749	13.06
13/06/21	13:42:39	44.749	13.06
13/06/21	13:42:40	44.749	13.06
13/06/21	13:42:41	44.749	13.06
13/06/21	13:42:42	44.749	13.06
13/06/21	13:42:43	44.749	13.06
13/06/21	13:42:44	44.749	13.06
13/06/21	13:42:45	44.749	13.06
13/06/21	13:42:46	44.749	13.06
13/06/21	13:42:47	44.749	13.06
13/06/21	13:42:48	44.749	13.06
13/06/21	13:42:49	44.749	13.06
13/06/21	13:42:50	44.749	13.06
13/06/21	13:42:51	44.749	13.06
13/06/21	13:42:52	44.749	13.06
13/06/21	13:42:53	44.749	13.06
13/06/21	13:42:54	44.732	13.06
13/06/21	13:42:55	44.749	13.06
13/06/21	13:42:56	44.749	13.06
13/06/21	13:42:57	44.749	13.06
13/06/21	13:42:58	44.749	13.06
13/06/21	13:42:59	44.749	13.06

13/06/21	13:43:00	44.749	13.06
13/06/21	13:43:01	44.749	13.06
13/06/21	13:43:02	44.749	13.06
13/06/21	13:43:03	44.749	13.06
13/06/21	13:43:04	44.749	13.06
13/06/21	13:43:05	44.749	13.06
13/06/21	13:43:06	44.749	13.06
13/06/21	13:43:07	44.749	13.06
13/06/21	13:43:08	44.749	13.06
13/06/21	13:43:09	44.749	13.06
13/06/21	13:43:10	44.749	13.06
13/06/21	13:43:11	44.749	13.06
13/06/21	13:43:12	44.749	13.06
13/06/21	13:43:13	44.749	13.06
13/06/21	13:43:14	44.749	13.06
13/06/21	13:43:15	44.749	13.06
13/06/21	13:43:16	44.749	13.06
13/06/21	13:43:17	44.749	13.06
13/06/21	13:43:18	44.749	13.06
13/06/21	13:43:19	44.749	13.06
13/06/21	13:43:20	44.749	13.06
13/06/21	13:43:21	44.749	13.06
13/06/21	13:43:22	44.749	13.06
13/06/21	13:43:23	44.749	13.06
13/06/21	13:43:24	44.749	13.06
13/06/21	13:43:25	44.749	13.06
13/06/21	13:43:26	44.749	13.06
13/06/21	13:43:27	44.749	13.06
13/06/21	13:43:28	44.749	13.06
13/06/21	13:43:29	44.749	13.06
13/06/21	13:43:30	44.749	13.06
13/06/21	13:43:31	44.749	13.06
13/06/21	13:43:32	44.749	13.06
13/06/21	13:43:33	44.749	13.06
13/06/21	13:43:34	44.749	13.06
13/06/21	13:43:35	44.749	13.06
13/06/21	13:43:36	44.749	13.06
13/06/21	13:43:37	44.749	13.06
13/06/21	13:43:38	44.749	13.06
13/06/21	13:43:39	44.749	13.06
13/06/21	13:43:40	44.749	13.06
13/06/21	13:43:41	44.749	13.06
13/06/21	13:43:42	44.749	13.06
13/06/21	13:43:43	44.749	13.06
13/06/21	13:43:44	44.749	13.06
13/06/21	13:43:45	44.749	13.06
13/06/21	13:43:46	44.749	13.06
13/06/21	13:43:47	44.749	13.06
13/06/21	13:43:48	44.749	13.06
13/06/21	13:43:49	44.732	13.06
13/06/21	13:43:50	44.749	13.06
13/06/21	13:43:51	44.749	13.06
13/06/21	13:43:52	44.749	13.06
13/06/21	13:43:53	44.749	13.06
13/06/21	13:43:54	44.749	13.06
13/06/21	13:43:55	44.749	13.06
13/06/21	13:43:56	44.749	13.06
13/06/21	13:43:57	44.749	13.06
13/06/21	13:43:58	44.749	13.06
13/06/21	13:43:59	44.749	13.06
13/06/21	13:44:00	44.749	13.06

13/06/21	13:44:01	44.749	13.06
13/06/21	13:44:02	44.749	13.06
13/06/21	13:44:03	44.749	13.06
13/06/21	13:44:04	44.749	13.06
13/06/21	13:44:05	44.749	13.06
13/06/21	13:44:06	44.749	13.06
13/06/21	13:44:07	44.749	13.06
13/06/21	13:44:08	44.749	13.06
13/06/21	13:44:09	44.749	13.06
13/06/21	13:44:10	44.749	13.06
13/06/21	13:44:11	44.749	13.06
13/06/21	13:44:12	44.749	13.06
13/06/21	13:44:13	44.749	13.06
13/06/21	13:44:14	44.732	13.06
13/06/21	13:44:15	44.749	13.06
13/06/21	13:44:16	44.749	13.06
13/06/21	13:44:17	44.749	13.06
13/06/21	13:44:18	44.749	13.06
13/06/21	13:44:19	44.732	13.06
13/06/21	13:44:20	44.749	13.06
13/06/21	13:44:21	44.749	13.06
13/06/21	13:44:22	44.749	13.06
13/06/21	13:44:23	44.749	13.06
13/06/21	13:44:24	44.749	13.06
13/06/21	13:44:25	44.749	13.06
13/06/21	13:44:26	44.749	13.06
13/06/21	13:44:27	44.749	13.06
13/06/21	13:44:28	44.749	13.06
13/06/21	13:44:29	44.749	13.06
13/06/21	13:44:30	44.749	13.06
13/06/21	13:44:31	44.749	13.06
13/06/21	13:44:32	44.749	13.06
13/06/21	13:44:33	44.749	13.06
13/06/21	13:44:34	44.749	13.06
13/06/21	13:44:35	44.732	13.06
13/06/21	13:44:36	44.749	13.06
13/06/21	13:44:37	44.749	13.06
13/06/21	13:44:38	44.749	13.06
13/06/21	13:44:39	44.749	13.06
13/06/21	13:44:40	44.749	13.06
13/06/21	13:44:41	44.749	13.06
13/06/21	13:44:42	44.749	13.06
13/06/21	13:44:43	44.749	13.06
13/06/21	13:44:44	44.749	13.06
13/06/21	13:44:45	44.749	13.06
13/06/21	13:44:46	44.732	13.06
13/06/21	13:44:47	44.749	13.06
13/06/21	13:44:48	44.749	13.06
13/06/21	13:44:49	44.749	13.06
13/06/21	13:44:50	44.749	13.06
13/06/21	13:44:51	44.749	13.06
13/06/21	13:44:52	44.749	13.06
13/06/21	13:44:53	44.749	13.06
13/06/21	13:44:54	44.732	13.06
13/06/21	13:44:55	44.732	13.06
13/06/21	13:44:56	44.749	13.06
13/06/21	13:44:57	44.749	13.06
13/06/21	13:44:58	44.749	13.06
13/06/21	13:44:59	44.732	13.06
13/06/21	13:45:00	44.749	13.06
13/06/21	13:45:01	44.732	13.06

13/06/21	13:45:02	44.749	13.06
13/06/21	13:45:03	44.749	13.06
13/06/21	13:45:04	44.749	13.06
13/06/21	13:45:05	44.732	13.06
13/06/21	13:45:06	44.749	13.06
13/06/21	13:45:07	44.749	13.06
13/06/21	13:45:08	44.749	13.06
13/06/21	13:45:09	44.749	13.06
13/06/21	13:45:10	44.749	13.06
13/06/21	13:45:11	44.732	13.06
13/06/21	13:45:12	44.749	13.06
13/06/21	13:45:13	44.749	13.06
13/06/21	13:45:14	44.749	13.06
13/06/21	13:45:15	44.749	13.06
13/06/21	13:45:16	44.732	13.06
13/06/21	13:45:17	44.749	13.06
13/06/21	13:45:18	44.749	13.06
13/06/21	13:45:19	44.749	13.06
13/06/21	13:45:20	44.749	13.06
13/06/21	13:45:21	44.749	13.06
13/06/21	13:45:22	44.749	13.06
13/06/21	13:45:23	44.749	13.06
13/06/21	13:45:24	44.749	13.06
13/06/21	13:45:25	44.749	13.06
13/06/21	13:45:26	44.749	13.06
13/06/21	13:45:27	44.749	13.06
13/06/21	13:45:28	44.749	13.06
13/06/21	13:45:29	44.749	13.06
13/06/21	13:45:30	44.749	13.06
13/06/21	13:45:31	44.749	13.06
13/06/21	13:45:32	44.749	13.06
13/06/21	13:45:33	44.749	13.06
13/06/21	13:45:34	44.749	13.06
13/06/21	13:45:35	44.732	13.06
13/06/21	13:45:36	44.732	13.06
13/06/21	13:45:37	44.749	13.06
13/06/21	13:45:38	44.749	13.06
13/06/21	13:45:39	44.749	13.06
13/06/21	13:45:40	44.749	13.06
13/06/21	13:45:41	44.749	13.06
13/06/21	13:45:42	44.749	13.06
13/06/21	13:45:43	44.732	13.06
13/06/21	13:45:44	44.749	13.06
13/06/21	13:45:45	44.732	13.06
13/06/21	13:45:46	44.749	13.06
13/06/21	13:45:47	44.749	13.06
13/06/21	13:45:48	44.749	13.06
13/06/21	13:45:49	44.749	13.06
13/06/21	13:45:50	44.749	13.06
13/06/21	13:45:51	44.732	13.06
13/06/21	13:45:52	44.749	13.06
13/06/21	13:45:53	44.749	13.06
13/06/21	13:45:54	44.749	13.06
13/06/21	13:45:55	44.749	13.06
13/06/21	13:45:56	44.732	13.06
13/06/21	13:45:57	44.732	13.06
13/06/21	13:45:58	44.749	13.06
13/06/21	13:45:59	44.749	13.06
13/06/21	13:46:00	44.749	13.06
13/06/21	13:46:01	44.749	13.06
13/06/21	13:46:02	44.749	13.06

13/06/21	13:46:03	44.732	13.06
13/06/21	13:46:04	44.749	13.06
13/06/21	13:46:05	44.749	13.06
13/06/21	13:46:06	44.749	13.06
13/06/21	13:46:07	44.732	13.06
13/06/21	13:46:08	44.749	13.06
13/06/21	13:46:09	44.732	13.06
13/06/21	13:46:10	44.749	13.06
13/06/21	13:46:11	44.749	13.06
13/06/21	13:46:12	44.749	13.06
13/06/21	13:46:13	44.732	13.06
13/06/21	13:46:14	44.732	13.06
13/06/21	13:46:15	44.732	13.06
13/06/21	13:46:16	44.732	13.06
13/06/21	13:46:17	44.732	13.06
13/06/21	13:46:18	44.749	13.06
13/06/21	13:46:19	44.749	13.06
13/06/21	13:46:20	44.732	13.06
13/06/21	13:46:21	44.749	13.06
13/06/21	13:46:22	44.732	13.06
13/06/21	13:46:23	44.732	13.06
13/06/21	13:46:24	44.732	13.06
13/06/21	13:46:25	44.749	13.06
13/06/21	13:46:26	44.749	13.06
13/06/21	13:46:27	44.732	13.06
13/06/21	13:46:28	44.749	13.06
13/06/21	13:46:29	44.749	13.06
13/06/21	13:46:30	44.749	13.06
13/06/21	13:46:31	44.732	13.06
13/06/21	13:46:32	44.732	13.06
13/06/21	13:46:33	44.732	13.06
13/06/21	13:46:34	44.732	13.06
13/06/21	13:46:35	44.732	13.06
13/06/21	13:46:36	44.732	13.06
13/06/21	13:46:37	44.749	13.06
13/06/21	13:46:38	44.732	13.06
13/06/21	13:46:39	44.732	13.06
13/06/21	13:46:40	44.732	13.06
13/06/21	13:46:41	44.749	13.06
13/06/21	13:46:42	44.732	13.06
13/06/21	13:46:43	44.732	13.06
13/06/21	13:46:44	44.732	13.06
13/06/21	13:46:45	44.732	13.06
13/06/21	13:46:46	44.732	13.06
13/06/21	13:46:47	44.749	13.06
13/06/21	13:46:48	44.732	13.06
13/06/21	13:46:49	44.732	13.06
13/06/21	13:46:50	44.732	13.06
13/06/21	13:46:51	44.732	13.06
13/06/21	13:46:52	44.732	13.06
13/06/21	13:46:53	44.732	13.06
13/06/21	13:46:54	44.732	13.06
13/06/21	13:46:55	44.732	13.06
13/06/21	13:46:56	44.732	13.06
13/06/21	13:46:57	44.732	13.06
13/06/21	13:46:58	44.732	13.06
13/06/21	13:46:59	44.732	13.06
13/06/21	13:47:00	44.732	13.06
13/06/21	13:47:01	44.732	13.06
13/06/21	13:47:02	44.732	13.06
13/06/21	13:47:03	44.732	13.06

13/06/21	13:47:04	44.732	13.06
13/06/21	13:47:05	44.749	13.06
13/06/21	13:47:06	44.732	13.06
13/06/21	13:47:07	44.732	13.06
13/06/21	13:47:08	44.749	13.06
13/06/21	13:47:09	44.732	13.06
13/06/21	13:47:10	44.732	13.06
13/06/21	13:47:11	44.732	13.06
13/06/21	13:47:12	44.732	13.06
13/06/21	13:47:13	44.749	13.06
13/06/21	13:47:14	44.732	13.06
13/06/21	13:47:15	44.732	13.06
13/06/21	13:47:16	44.732	13.06
13/06/21	13:47:17	44.732	13.06
13/06/21	13:47:18	44.732	13.06
13/06/21	13:47:19	44.732	13.06
13/06/21	13:47:20	44.732	13.06
13/06/21	13:47:21	44.732	13.06
13/06/21	13:47:22	44.732	13.06
13/06/21	13:47:23	44.732	13.06
13/06/21	13:47:24	44.732	13.06
13/06/21	13:47:25	44.732	13.06
13/06/21	13:47:26	44.732	13.06
13/06/21	13:47:27	44.732	13.06
13/06/21	13:47:28	44.732	13.06
13/06/21	13:47:29	44.732	13.06
13/06/21	13:47:30	44.732	13.06
13/06/21	13:47:31	44.732	13.06
13/06/21	13:47:32	44.732	13.06
13/06/21	13:47:33	44.749	13.06
13/06/21	13:47:34	44.732	13.06
13/06/21	13:47:35	44.732	13.06
13/06/21	13:47:36	44.732	13.06
13/06/21	13:47:37	44.732	13.06
13/06/21	13:47:38	44.749	13.06
13/06/21	13:47:39	44.732	13.06
13/06/21	13:47:40	44.732	13.06
13/06/21	13:47:41	44.732	13.06
13/06/21	13:47:42	44.732	13.06
13/06/21	13:47:43	44.732	13.06
13/06/21	13:47:44	44.732	13.06
13/06/21	13:47:45	44.732	13.06
13/06/21	13:47:46	44.732	13.06
13/06/21	13:47:47	44.749	13.06
13/06/21	13:47:48	44.732	13.06
13/06/21	13:47:49	44.732	13.06
13/06/21	13:47:50	44.732	13.06
13/06/21	13:47:51	44.732	13.06
13/06/21	13:47:52	44.732	13.06
13/06/21	13:47:53	44.732	13.06
13/06/21	13:47:54	44.732	13.06
13/06/21	13:47:55	44.732	13.06
13/06/21	13:47:56	44.732	13.06
13/06/21	13:47:57	44.732	13.06
13/06/21	13:47:58	44.732	13.06
13/06/21	13:47:59	44.732	13.06
13/06/21	13:48:00	44.732	13.06
13/06/21	13:48:01	44.732	13.06
13/06/21	13:48:02	44.732	13.06
13/06/21	13:48:03	44.732	13.06
13/06/21	13:48:04	44.732	13.06

13/06/21	13:48:05	44.732	13.06
13/06/21	13:48:06	44.732	13.06
13/06/21	13:48:07	44.732	13.06
13/06/21	13:48:08	44.732	13.06
13/06/21	13:48:09	44.732	13.06
13/06/21	13:48:10	44.732	13.06
13/06/21	13:48:11	44.732	13.06
13/06/21	13:48:12	44.732	13.06
13/06/21	13:48:13	44.732	13.06
13/06/21	13:48:14	44.732	13.06
13/06/21	13:48:15	44.732	13.06
13/06/21	13:48:16	44.732	13.06
13/06/21	13:48:17	44.732	13.06
13/06/21	13:48:18	44.732	13.06
13/06/21	13:48:19	44.732	13.06
13/06/21	13:48:20	44.732	13.06
13/06/21	13:48:21	44.732	13.06
13/06/21	13:48:22	44.732	13.06
13/06/21	13:48:23	44.732	13.06
13/06/21	13:48:24	44.732	13.06
13/06/21	13:48:25	44.732	13.06
13/06/21	13:48:26	44.732	13.06
13/06/21	13:48:27	44.732	13.06
13/06/21	13:48:28	44.749	13.06
13/06/21	13:48:29	44.732	13.06
13/06/21	13:48:30	44.732	13.06
13/06/21	13:48:31	44.732	13.06
13/06/21	13:48:32	44.732	13.06
13/06/21	13:48:33	44.732	13.06
13/06/21	13:48:34	44.732	13.06
13/06/21	13:48:35	44.732	13.06
13/06/21	13:48:36	44.732	13.06
13/06/21	13:48:37	44.732	13.06
13/06/21	13:48:38	44.732	13.06
13/06/21	13:48:39	44.732	13.06
13/06/21	13:48:40	44.732	13.06
13/06/21	13:48:41	44.732	13.06
13/06/21	13:48:42	44.732	13.06
13/06/21	13:48:43	44.749	13.06
13/06/21	13:48:44	44.732	13.06
13/06/21	13:48:45	44.732	13.06
13/06/21	13:48:46	44.732	13.06
13/06/21	13:48:47	44.732	13.06
13/06/21	13:48:48	44.732	13.06
13/06/21	13:48:49	44.732	13.06
13/06/21	13:48:50	44.732	13.06
13/06/21	13:48:51	44.732	13.06
13/06/21	13:48:52	44.732	13.06
13/06/21	13:48:53	44.732	13.06
13/06/21	13:48:54	44.732	13.06
13/06/21	13:48:55	44.732	13.06
13/06/21	13:48:56	44.732	13.06
13/06/21	13:48:57	44.732	13.06
13/06/21	13:48:58	44.732	13.06
13/06/21	13:48:59	44.732	13.06
13/06/21	13:49:00	44.732	13.06
13/06/21	13:49:01	44.732	13.06
13/06/21	13:49:02	44.732	13.06
13/06/21	13:49:03	44.732	13.06
13/06/21	13:49:04	44.732	13.06
13/06/21	13:49:05	44.732	13.06

13/06/21	13:49:06	44.732	13.06
13/06/21	13:49:07	44.732	13.06
13/06/21	13:49:08	44.732	13.06
13/06/21	13:49:09	44.732	13.06
13/06/21	13:49:10	44.732	13.06
13/06/21	13:49:11	44.732	13.06
13/06/21	13:49:12	44.732	13.06
13/06/21	13:49:13	44.732	13.06
13/06/21	13:49:14	44.732	13.06
13/06/21	13:49:15	44.732	13.06
13/06/21	13:49:16	44.732	13.06
13/06/21	13:49:17	44.732	13.06
13/06/21	13:49:18	44.732	13.06
13/06/21	13:49:19	44.732	13.06
13/06/21	13:49:20	44.732	13.06
13/06/21	13:49:21	44.732	13.06
13/06/21	13:49:22	44.732	13.06
13/06/21	13:49:23	44.732	13.06
13/06/21	13:49:24	44.732	13.06
13/06/21	13:49:25	44.732	13.06
13/06/21	13:49:26	44.732	13.06
13/06/21	13:49:27	44.732	13.06
13/06/21	13:49:28	44.732	13.06
13/06/21	13:49:29	44.732	13.06
13/06/21	13:49:30	44.732	13.06
13/06/21	13:49:31	44.732	13.06
13/06/21	13:49:32	44.732	13.06
13/06/21	13:49:33	44.732	13.06
13/06/21	13:49:34	44.732	13.06
13/06/21	13:49:35	44.732	13.06
13/06/21	13:49:36	44.732	13.06
13/06/21	13:49:37	44.732	13.06
13/06/21	13:49:38	44.732	13.06
13/06/21	13:49:39	44.732	13.06
13/06/21	13:49:40	44.732	13.06
13/06/21	13:49:41	44.732	13.06
13/06/21	13:49:42	44.732	13.06
13/06/21	13:49:43	44.732	13.06
13/06/21	13:49:44	44.732	13.06
13/06/21	13:49:45	44.732	13.06
13/06/21	13:49:46	44.732	13.06
13/06/21	13:49:47	44.732	13.06
13/06/21	13:49:48	44.732	13.06
13/06/21	13:49:49	44.732	13.06
13/06/21	13:49:50	44.732	13.06
13/06/21	13:49:51	44.732	13.06
13/06/21	13:49:52	44.732	13.06
13/06/21	13:49:53	44.732	13.06
13/06/21	13:49:54	44.732	13.06
13/06/21	13:49:55	44.732	13.06
13/06/21	13:49:56	44.732	13.06
13/06/21	13:49:57	44.732	13.06
13/06/21	13:49:58	44.732	13.06
13/06/21	13:49:59	44.732	13.06
13/06/21	13:50:00	44.732	13.06
13/06/21	13:50:01	44.732	13.06
13/06/21	13:50:02	44.732	13.06
13/06/21	13:50:03	44.732	13.06
13/06/21	13:50:04	44.732	13.06
13/06/21	13:50:05	44.732	13.06
13/06/21	13:50:06	44.732	13.06

13/06/21	13:50:07	44.732	13.06
13/06/21	13:50:08	44.732	13.06
13/06/21	13:50:09	44.732	13.06
13/06/21	13:50:10	44.732	13.06
13/06/21	13:50:11	44.732	13.06
13/06/21	13:50:12	44.732	13.06
13/06/21	13:50:13	44.732	13.06
13/06/21	13:50:14	44.732	13.06
13/06/21	13:50:15	44.732	13.06
13/06/21	13:50:16	44.732	13.06
13/06/21	13:50:17	44.732	13.06
13/06/21	13:50:18	44.732	13.06
13/06/21	13:50:19	44.732	13.06
13/06/21	13:50:20	44.732	13.06
13/06/21	13:50:21	44.732	13.06
13/06/21	13:50:22	44.732	13.06
13/06/21	13:50:23	44.732	13.06
13/06/21	13:50:24	44.732	13.06
13/06/21	13:50:25	44.732	13.06
13/06/21	13:50:26	44.732	13.06
13/06/21	13:50:27	44.732	13.06
13/06/21	13:50:28	44.732	13.06
13/06/21	13:50:29	44.732	13.06
13/06/21	13:50:30	44.732	13.06
13/06/21	13:50:31	44.732	13.06
13/06/21	13:50:32	44.732	13.06
13/06/21	13:50:33	44.732	13.06
13/06/21	13:50:34	44.732	13.06
13/06/21	13:50:35	44.732	13.06
13/06/21	13:50:36	44.732	13.06
13/06/21	13:50:37	44.732	13.06
13/06/21	13:50:38	44.732	13.06
13/06/21	13:50:39	44.732	13.06
13/06/21	13:50:40	44.732	13.06
13/06/21	13:50:41	44.732	13.06
13/06/21	13:50:42	44.732	13.06
13/06/21	13:50:43	44.732	13.06
13/06/21	13:50:44	44.732	13.06
13/06/21	13:50:45	44.732	13.06
13/06/21	13:50:46	44.732	13.06
13/06/21	13:50:47	44.732	13.06
13/06/21	13:50:48	44.732	13.06
13/06/21	13:50:49	44.732	13.06
13/06/21	13:50:50	44.732	13.06
13/06/21	13:50:51	44.732	13.06
13/06/21	13:50:52	44.732	13.06
13/06/21	13:50:53	44.732	13.06
13/06/21	13:50:54	44.732	13.06
13/06/21	13:50:55	44.732	13.06
13/06/21	13:50:56	44.732	13.06
13/06/21	13:50:57	44.732	13.06
13/06/21	13:50:58	44.732	13.06
13/06/21	13:50:59	44.732	13.06
13/06/21	13:51:00	44.732	13.06
13/06/21	13:51:01	44.732	13.06
13/06/21	13:51:02	44.732	13.06
13/06/21	13:51:03	44.732	13.06
13/06/21	13:51:04	44.732	13.06
13/06/21	13:51:05	44.732	13.06
13/06/21	13:51:06	44.732	13.06
13/06/21	13:51:07	44.732	13.06

13/06/21	13:51:08	44.732	13.06
13/06/21	13:51:09	44.732	13.06
13/06/21	13:51:10	44.732	13.06
13/06/21	13:51:11	44.732	13.06
13/06/21	13:51:12	44.732	13.06
13/06/21	13:51:13	44.732	13.06
13/06/21	13:51:14	44.732	13.06
13/06/21	13:51:15	44.732	13.06
13/06/21	13:51:16	44.732	13.06
13/06/21	13:51:17	44.732	13.06
13/06/21	13:51:18	44.732	13.06
13/06/21	13:51:19	44.732	13.06
13/06/21	13:51:20	44.732	13.06
13/06/21	13:51:21	44.732	13.06
13/06/21	13:51:22	44.732	13.06
13/06/21	13:51:23	44.732	13.06
13/06/21	13:51:24	44.732	13.06
13/06/21	13:51:25	44.732	13.06
13/06/21	13:51:26	44.732	13.06
13/06/21	13:51:27	44.732	13.06
13/06/21	13:51:28	44.732	13.06
13/06/21	13:51:29	44.732	13.06
13/06/21	13:51:30	44.732	13.06
13/06/21	13:51:31	44.732	13.06
13/06/21	13:51:32	44.732	13.06
13/06/21	13:51:33	44.732	13.06
13/06/21	13:51:34	44.732	13.06
13/06/21	13:51:35	44.732	13.06
13/06/21	13:51:36	44.732	13.06
13/06/21	13:51:37	44.732	13.06
13/06/21	13:51:38	44.732	13.06
13/06/21	13:51:39	44.732	13.06
13/06/21	13:51:40	44.732	13.06
13/06/21	13:51:41	44.732	13.06
13/06/21	13:51:42	44.732	13.06
13/06/21	13:51:43	44.732	13.06
13/06/21	13:51:44	44.732	13.06
13/06/21	13:51:45	44.732	13.06
13/06/21	13:51:46	44.732	13.06
13/06/21	13:51:47	44.732	13.06
13/06/21	13:51:48	44.732	13.06
13/06/21	13:51:49	44.732	13.06
13/06/21	13:51:50	44.732	13.06
13/06/21	13:51:51	44.732	13.06
13/06/21	13:51:52	44.732	13.06
13/06/21	13:51:53	44.732	13.06
13/06/21	13:51:54	44.732	13.06
13/06/21	13:51:55	44.732	13.06
13/06/21	13:51:56	44.732	13.06
13/06/21	13:51:57	44.732	13.06
13/06/21	13:51:58	44.732	13.06
13/06/21	13:51:59	44.732	13.06
13/06/21	13:52:00	44.732	13.06
13/06/21	13:52:01	44.732	13.06
13/06/21	13:52:02	44.732	13.06
13/06/21	13:52:03	44.732	13.06
13/06/21	13:52:04	44.732	13.06
13/06/21	13:52:05	44.732	13.06
13/06/21	13:52:06	44.732	13.06
13/06/21	13:52:07	44.732	13.06
13/06/21	13:52:08	44.732	13.06

13/06/21	13:52:09	44.732	13.06
13/06/21	13:52:10	44.732	13.06
13/06/21	13:52:11	44.732	13.06
13/06/21	13:52:12	44.732	13.06
13/06/21	13:52:13	44.732	13.06
13/06/21	13:52:14	44.732	13.06
13/06/21	13:52:15	44.732	13.06
13/06/21	13:52:16	44.732	13.06
13/06/21	13:52:17	44.732	13.06
13/06/21	13:52:18	44.732	13.06
13/06/21	13:52:19	44.732	13.06
13/06/21	13:52:20	44.732	13.06
13/06/21	13:52:21	44.732	13.06
13/06/21	13:52:22	44.732	13.06
13/06/21	13:52:23	44.732	13.06
13/06/21	13:52:24	44.732	13.06
13/06/21	13:52:25	44.732	13.06
13/06/21	13:52:26	44.732	13.06
13/06/21	13:52:27	44.732	13.06
13/06/21	13:52:28	44.732	13.06
13/06/21	13:52:29	44.732	13.06
13/06/21	13:52:30	44.732	13.06
13/06/21	13:52:31	44.732	13.06
13/06/21	13:52:32	44.732	13.06
13/06/21	13:52:33	44.732	13.06
13/06/21	13:52:34	44.732	13.06
13/06/21	13:52:35	44.732	13.06
13/06/21	13:52:36	44.732	13.06
13/06/21	13:52:37	44.732	13.06
13/06/21	13:52:38	44.732	13.06
13/06/21	13:52:39	44.732	13.06
13/06/21	13:52:40	44.732	13.06
13/06/21	13:52:41	44.732	13.06
13/06/21	13:52:42	44.732	13.06
13/06/21	13:52:43	44.732	13.06
13/06/21	13:52:44	44.732	13.06
13/06/21	13:52:45	44.732	13.06
13/06/21	13:52:46	44.732	13.06
13/06/21	13:52:47	44.732	13.06
13/06/21	13:52:48	44.732	13.06
13/06/21	13:52:49	44.732	13.06
13/06/21	13:52:50	44.732	13.06
13/06/21	13:52:51	44.732	13.06
13/06/21	13:52:52	44.715	13.06
13/06/21	13:52:53	44.732	13.06
13/06/21	13:52:54	44.732	13.06
13/06/21	13:52:55	44.732	13.06
13/06/21	13:52:56	44.732	13.06
13/06/21	13:52:57	44.732	13.06
13/06/21	13:52:58	44.715	13.06
13/06/21	13:52:59	44.732	13.06
13/06/21	13:53:00	44.732	13.06
13/06/21	13:53:01	44.732	13.06
13/06/21	13:53:02	44.715	13.06
13/06/21	13:53:03	44.715	13.06
13/06/21	13:53:04	44.732	13.06
13/06/21	13:53:05	44.732	13.06
13/06/21	13:53:06	44.732	13.06
13/06/21	13:53:07	44.732	13.06
13/06/21	13:53:08	44.732	13.06
13/06/21	13:53:09	44.732	13.06

13/06/21	13:53:10	44.732	13.06
13/06/21	13:53:11	44.732	13.06
13/06/21	13:53:12	44.732	13.06
13/06/21	13:53:13	44.732	13.06
13/06/21	13:53:14	44.732	13.06
13/06/21	13:53:15	44.732	13.06
13/06/21	13:53:16	44.732	13.06
13/06/21	13:53:17	44.732	13.06
13/06/21	13:53:18	44.732	13.06
13/06/21	13:53:19	44.732	13.06
13/06/21	13:53:20	44.715	13.06
13/06/21	13:53:21	44.732	13.06
13/06/21	13:53:22	44.732	13.06
13/06/21	13:53:23	44.732	13.06
13/06/21	13:53:24	44.732	13.06
13/06/21	13:53:25	44.732	13.06
13/06/21	13:53:26	44.732	13.06
13/06/21	13:53:27	44.732	13.06
13/06/21	13:53:28	44.732	13.06
13/06/21	13:53:29	44.732	13.06
13/06/21	13:53:30	44.732	13.06
13/06/21	13:53:31	44.732	13.06
13/06/21	13:53:32	44.732	13.06
13/06/21	13:53:33	44.732	13.06
13/06/21	13:53:34	44.732	13.06
13/06/21	13:53:35	44.732	13.06
13/06/21	13:53:36	44.732	13.06
13/06/21	13:53:37	44.732	13.06
13/06/21	13:53:38	44.732	13.06
13/06/21	13:53:39	44.732	13.06
13/06/21	13:53:40	44.732	13.06
13/06/21	13:53:41	44.732	13.06
13/06/21	13:53:42	44.715	13.06
13/06/21	13:53:43	44.732	13.06
13/06/21	13:53:44	44.732	13.06
13/06/21	13:53:45	44.732	13.06
13/06/21	13:53:46	44.732	13.06
13/06/21	13:53:47	44.732	13.06
13/06/21	13:53:48	44.732	13.06
13/06/21	13:53:49	44.732	13.06
13/06/21	13:53:50	44.732	13.06
13/06/21	13:53:51	44.732	13.06
13/06/21	13:53:52	44.715	13.06
13/06/21	13:53:53	44.732	13.06
13/06/21	13:53:54	44.732	13.06
13/06/21	13:53:55	44.732	13.06
13/06/21	13:53:56	44.732	13.06
13/06/21	13:53:57	44.715	13.06
13/06/21	13:53:58	44.732	13.06
13/06/21	13:53:59	44.732	13.06
13/06/21	13:54:00	44.732	13.06
13/06/21	13:54:01	44.732	13.06
13/06/21	13:54:02	44.732	13.06
13/06/21	13:54:03	44.732	13.06
13/06/21	13:54:04	44.732	13.06
13/06/21	13:54:05	44.732	13.06
13/06/21	13:54:06	44.732	13.06
13/06/21	13:54:07	44.715	13.06
13/06/21	13:54:08	44.732	13.06
13/06/21	13:54:09	44.732	13.06
13/06/21	13:54:10	44.715	13.06

13/06/21	13:54:11	44.732	13.06
13/06/21	13:54:12	44.732	13.06
13/06/21	13:54:13	44.715	13.06
13/06/21	13:54:14	44.732	13.06
13/06/21	13:54:15	44.715	13.06
13/06/21	13:54:16	44.732	13.06
13/06/21	13:54:17	44.732	13.06
13/06/21	13:54:18	44.732	13.06
13/06/21	13:54:19	44.732	13.06
13/06/21	13:54:20	44.732	13.06
13/06/21	13:54:21	44.732	13.06
13/06/21	13:54:22	44.732	13.06
13/06/21	13:54:23	44.732	13.06
13/06/21	13:54:24	44.732	13.06
13/06/21	13:54:25	44.715	13.06
13/06/21	13:54:26	44.732	13.06
13/06/21	13:54:27	44.732	13.06
13/06/21	13:54:28	44.732	13.06
13/06/21	13:54:29	44.715	13.06
13/06/21	13:54:30	44.732	13.06
13/06/21	13:54:31	44.732	13.06
13/06/21	13:54:32	44.732	13.06
13/06/21	13:54:33	44.715	13.06
13/06/21	13:54:34	44.732	13.06
13/06/21	13:54:35	44.732	13.06
13/06/21	13:54:36	44.732	13.06
13/06/21	13:54:37	44.732	13.06
13/06/21	13:54:38	44.732	13.06
13/06/21	13:54:39	44.732	13.06
13/06/21	13:54:40	44.732	13.06
13/06/21	13:54:41	44.732	13.06
13/06/21	13:54:42	44.732	13.06
13/06/21	13:54:43	44.732	13.06
13/06/21	13:54:44	44.732	13.06
13/06/21	13:54:45	44.732	13.06
13/06/21	13:54:46	44.732	13.06
13/06/21	13:54:47	44.732	13.06
13/06/21	13:54:48	44.732	13.06
13/06/21	13:54:49	44.715	13.06
13/06/21	13:54:50	44.732	13.06
13/06/21	13:54:51	44.732	13.06
13/06/21	13:54:52	44.732	13.06
13/06/21	13:54:53	44.732	13.06
13/06/21	13:54:54	44.732	13.06
13/06/21	13:54:55	44.732	13.06
13/06/21	13:54:56	44.732	13.06
13/06/21	13:54:57	44.732	13.06
13/06/21	13:54:58	44.732	13.06
13/06/21	13:54:59	44.715	13.06
13/06/21	13:55:00	44.732	13.06
13/06/21	13:55:01	44.732	13.06
13/06/21	13:55:02	44.732	13.06
13/06/21	13:55:03	44.715	13.06
13/06/21	13:55:04	44.715	13.06
13/06/21	13:55:05	44.732	13.06
13/06/21	13:55:06	44.732	13.06
13/06/21	13:55:07	44.732	13.06
13/06/21	13:55:08	44.732	13.06
13/06/21	13:55:09	44.732	13.06
13/06/21	13:55:10	44.732	13.06
13/06/21	13:55:11	44.732	13.06

13/06/21	13:55:12	44.732	13.06
13/06/21	13:55:13	44.715	13.06
13/06/21	13:55:14	44.732	13.06
13/06/21	13:55:15	44.732	13.06
13/06/21	13:55:16	44.732	13.06
13/06/21	13:55:17	44.732	13.06
13/06/21	13:55:18	44.715	13.06
13/06/21	13:55:19	44.732	13.06
13/06/21	13:55:20	44.732	13.06
13/06/21	13:55:21	44.715	13.06
13/06/21	13:55:22	44.715	13.06
13/06/21	13:55:23	44.715	13.06
13/06/21	13:55:24	44.715	13.06
13/06/21	13:55:25	44.732	13.06
13/06/21	13:55:26	44.732	13.06
13/06/21	13:55:27	44.732	13.06
13/06/21	13:55:28	44.732	13.06
13/06/21	13:55:29	44.732	13.06
13/06/21	13:55:30	44.715	13.06
13/06/21	13:55:31	44.732	13.06
13/06/21	13:55:32	44.732	13.06
13/06/21	13:55:33	44.715	13.06
13/06/21	13:55:34	44.715	13.06
13/06/21	13:55:35	44.715	13.06
13/06/21	13:55:36	44.732	13.06
13/06/21	13:55:37	44.732	13.06
13/06/21	13:55:38	44.715	13.06
13/06/21	13:55:39	44.732	13.06
13/06/21	13:55:40	44.732	13.06
13/06/21	13:55:41	44.732	13.06
13/06/21	13:55:42	44.715	13.06
13/06/21	13:55:43	44.715	13.06
13/06/21	13:55:44	44.732	13.06
13/06/21	13:55:45	44.715	13.06
13/06/21	13:55:46	44.715	13.06
13/06/21	13:55:47	44.732	13.06
13/06/21	13:55:48	44.732	13.06
13/06/21	13:55:49	44.732	13.06
13/06/21	13:55:50	44.732	13.06
13/06/21	13:55:51	44.732	13.06
13/06/21	13:55:52	44.715	13.06
13/06/21	13:55:53	44.732	13.06
13/06/21	13:55:54	44.715	13.06
13/06/21	13:55:55	44.715	13.06
13/06/21	13:55:56	44.732	13.06
13/06/21	13:55:57	44.715	13.06
13/06/21	13:55:58	44.715	13.06
13/06/21	13:55:59	44.715	13.06
13/06/21	13:56:00	44.732	13.06
13/06/21	13:56:01	44.732	13.06
13/06/21	13:56:02	44.732	13.06
13/06/21	13:56:03	44.715	13.06
13/06/21	13:56:04	44.715	13.06
13/06/21	13:56:05	44.715	13.06
13/06/21	13:56:06	44.715	13.06
13/06/21	13:56:07	44.715	13.06
13/06/21	13:56:08	44.715	13.06
13/06/21	13:56:09	44.715	13.06
13/06/21	13:56:10	44.715	13.06
13/06/21	13:56:11	44.732	13.06
13/06/21	13:56:12	44.732	13.06

13/06/21	13:56:13	44.732	13.06
13/06/21	13:56:14	44.732	13.06
13/06/21	13:56:15	44.732	13.06
13/06/21	13:56:16	44.732	13.06
13/06/21	13:56:17	44.732	13.06
13/06/21	13:56:18	44.715	13.06
13/06/21	13:56:19	44.715	13.06
13/06/21	13:56:20	44.732	13.06
13/06/21	13:56:21	44.732	13.06
13/06/21	13:56:22	44.715	13.06
13/06/21	13:56:23	44.715	13.06
13/06/21	13:56:24	44.715	13.06
13/06/21	13:56:25	44.732	13.06
13/06/21	13:56:26	44.715	13.06
13/06/21	13:56:27	44.715	13.06
13/06/21	13:56:28	44.715	13.06
13/06/21	13:56:29	44.715	13.06
13/06/21	13:56:30	44.715	13.06
13/06/21	13:56:31	44.732	13.06
13/06/21	13:56:32	44.732	13.06
13/06/21	13:56:33	44.732	13.06
13/06/21	13:56:34	44.732	13.06
13/06/21	13:56:35	44.715	13.06
13/06/21	13:56:36	44.715	13.06
13/06/21	13:56:37	44.715	13.06
13/06/21	13:56:38	44.715	13.06
13/06/21	13:56:39	44.715	13.06
13/06/21	13:56:40	44.715	13.06
13/06/21	13:56:41	44.715	13.06
13/06/21	13:56:42	44.715	13.06
13/06/21	13:56:43	44.732	13.06
13/06/21	13:56:44	44.715	13.06
13/06/21	13:56:45	44.732	13.06
13/06/21	13:56:46	44.732	13.06
13/06/21	13:56:47	44.715	13.06
13/06/21	13:56:48	44.732	13.06
13/06/21	13:56:49	44.715	13.06
13/06/21	13:56:50	44.715	13.06
13/06/21	13:56:51	44.732	13.06
13/06/21	13:56:52	44.732	13.06
13/06/21	13:56:53	44.715	13.06
13/06/21	13:56:54	44.732	13.06
13/06/21	13:56:55	44.732	13.06
13/06/21	13:56:56	44.732	13.06
13/06/21	13:56:57	44.715	13.06
13/06/21	13:56:58	44.715	13.06
13/06/21	13:56:59	44.732	13.06
13/06/21	13:57:00	44.732	13.06
13/06/21	13:57:01	44.715	13.06
13/06/21	13:57:02	44.732	13.06
13/06/21	13:57:03	44.715	13.06
13/06/21	13:57:04	44.715	13.06
13/06/21	13:57:05	44.715	13.06
13/06/21	13:57:06	44.715	13.06
13/06/21	13:57:07	44.715	13.06
13/06/21	13:57:08	44.715	13.06
13/06/21	13:57:09	44.715	13.06
13/06/21	13:57:10	44.715	13.06
13/06/21	13:57:11	44.715	13.06
13/06/21	13:57:12	44.715	13.06
13/06/21	13:57:13	44.715	13.06

13/06/21	13:57:14	44.715	13.06
13/06/21	13:57:15	44.715	13.06
13/06/21	13:57:16	44.715	13.06
13/06/21	13:57:17	44.715	13.06
13/06/21	13:57:18	44.715	13.06
13/06/21	13:57:19	44.715	13.06
13/06/21	13:57:20	44.715	13.06
13/06/21	13:57:21	44.715	13.06
13/06/21	13:57:22	44.715	13.06
13/06/21	13:57:23	44.715	13.06
13/06/21	13:57:24	44.715	13.06
13/06/21	13:57:25	44.715	13.06
13/06/21	13:57:26	44.715	13.06
13/06/21	13:57:27	44.715	13.06
13/06/21	13:57:28	44.715	13.06
13/06/21	13:57:29	44.732	13.06
13/06/21	13:57:30	44.715	13.06
13/06/21	13:57:31	44.732	13.06
13/06/21	13:57:32	44.732	13.06
13/06/21	13:57:33	44.715	13.06
13/06/21	13:57:34	44.715	13.06
13/06/21	13:57:35	44.715	13.06
13/06/21	13:57:36	44.732	13.06
13/06/21	13:57:37	44.732	13.06
13/06/21	13:57:38	44.715	13.06
13/06/21	13:57:39	44.715	13.06
13/06/21	13:57:40	44.715	13.06
13/06/21	13:57:41	44.715	13.06
13/06/21	13:57:42	44.715	13.06
13/06/21	13:57:43	44.715	13.06
13/06/21	13:57:44	44.715	13.06
13/06/21	13:57:45	44.715	13.06
13/06/21	13:57:46	44.715	13.06
13/06/21	13:57:47	44.715	13.06
13/06/21	13:57:48	44.715	13.06
13/06/21	13:57:49	44.715	13.06
13/06/21	13:57:50	44.715	13.06
13/06/21	13:57:51	44.715	13.06
13/06/21	13:57:52	44.715	13.06
13/06/21	13:57:53	44.715	13.06
13/06/21	13:57:54	44.732	13.06
13/06/21	13:57:55	44.732	13.06
13/06/21	13:57:56	44.732	13.06
13/06/21	13:57:57	44.715	13.06
13/06/21	13:57:58	44.715	13.06
13/06/21	13:57:59	44.732	13.06
13/06/21	13:58:00	44.715	13.06
13/06/21	13:58:01	44.715	13.06
13/06/21	13:58:02	44.715	13.06
13/06/21	13:58:03	44.732	13.06
13/06/21	13:58:04	44.732	13.06
13/06/21	13:58:05	44.715	13.06
13/06/21	13:58:06	44.732	13.06
13/06/21	13:58:07	44.715	13.06
13/06/21	13:58:08	44.715	13.06
13/06/21	13:58:09	44.732	13.06
13/06/21	13:58:10	44.715	13.06
13/06/21	13:58:11	44.715	13.06
13/06/21	13:58:12	44.715	13.06
13/06/21	13:58:13	44.715	13.06
13/06/21	13:58:14	44.715	13.06

13/06/21	13:58:15	44.715	13.06
13/06/21	13:58:16	44.715	13.06
13/06/21	13:58:17	44.715	13.06
13/06/21	13:58:18	44.715	13.06
13/06/21	13:58:19	44.715	13.06
13/06/21	13:58:20	44.715	13.06
13/06/21	13:58:21	44.732	13.06
13/06/21	13:58:22	44.715	13.06
13/06/21	13:58:23	44.715	13.06
13/06/21	13:58:24	44.715	13.06
13/06/21	13:58:25	44.715	13.06
13/06/21	13:58:26	44.715	13.06
13/06/21	13:58:27	44.732	13.06
13/06/21	13:58:28	44.715	13.06
13/06/21	13:58:29	44.732	13.06
13/06/21	13:58:30	44.715	13.06
13/06/21	13:58:31	44.715	13.06
13/06/21	13:58:32	44.715	13.06
13/06/21	13:58:33	44.715	13.06
13/06/21	13:58:34	44.715	13.06
13/06/21	13:58:35	44.715	13.06
13/06/21	13:58:36	44.715	13.06
13/06/21	13:58:37	44.715	13.06
13/06/21	13:58:38	44.715	13.06
13/06/21	13:58:39	44.715	13.06
13/06/21	13:58:40	44.715	13.06
13/06/21	13:58:41	44.715	13.06
13/06/21	13:58:42	44.715	13.06
13/06/21	13:58:43	44.715	13.06
13/06/21	13:58:44	44.732	13.06
13/06/21	13:58:45	44.715	13.06
13/06/21	13:58:46	44.715	13.06
13/06/21	13:58:47	44.715	13.06
13/06/21	13:58:48	44.715	13.06
13/06/21	13:58:49	44.715	13.06
13/06/21	13:58:50	44.715	13.06
13/06/21	13:58:51	44.715	13.06
13/06/21	13:58:52	44.715	13.06
13/06/21	13:58:53	44.715	13.06
13/06/21	13:58:54	44.715	13.06
13/06/21	13:58:55	44.715	13.06
13/06/21	13:58:56	44.715	13.06
13/06/21	13:58:57	44.715	13.06
13/06/21	13:58:58	44.715	13.06
13/06/21	13:58:59	44.715	13.06
13/06/21	13:59:00	44.715	13.06
13/06/21	13:59:01	44.715	13.06
13/06/21	13:59:02	44.715	13.06
13/06/21	13:59:03	44.715	13.06
13/06/21	13:59:04	44.715	13.06
13/06/21	13:59:05	44.715	13.06
13/06/21	13:59:06	44.715	13.06
13/06/21	13:59:07	44.732	13.06
13/06/21	13:59:08	44.715	13.06
13/06/21	13:59:09	44.715	13.06
13/06/21	13:59:10	44.715	13.06
13/06/21	13:59:11	44.715	13.06
13/06/21	13:59:12	44.715	13.06
13/06/21	13:59:13	44.715	13.06
13/06/21	13:59:14	44.715	13.06
13/06/21	13:59:15	44.715	13.06

13/06/21	13:59:16	44.715	13.06
13/06/21	13:59:17	44.715	13.06
13/06/21	13:59:18	44.715	13.06
13/06/21	13:59:19	44.715	13.06
13/06/21	13:59:20	44.715	13.06
13/06/21	13:59:21	44.715	13.06
13/06/21	13:59:22	44.715	13.06
13/06/21	13:59:23	44.715	13.06
13/06/21	13:59:24	44.715	13.06
13/06/21	13:59:25	44.715	13.06
13/06/21	13:59:26	44.715	13.06
13/06/21	13:59:27	44.715	13.06
13/06/21	13:59:28	44.715	13.06
13/06/21	13:59:29	44.715	13.06
13/06/21	13:59:30	44.715	13.06
13/06/21	13:59:31	44.715	13.06
13/06/21	13:59:32	44.715	13.06
13/06/21	13:59:33	44.715	13.06
13/06/21	13:59:34	44.715	13.06
13/06/21	13:59:35	44.715	13.06
13/06/21	13:59:36	44.715	13.06
13/06/21	13:59:37	44.715	13.06
13/06/21	13:59:38	44.715	13.06
13/06/21	13:59:39	44.715	13.06
13/06/21	13:59:40	44.715	13.06
13/06/21	13:59:41	44.715	13.06
13/06/21	13:59:42	44.715	13.06
13/06/21	13:59:43	44.715	13.06
13/06/21	13:59:44	44.715	13.06
13/06/21	13:59:45	44.715	13.06
13/06/21	13:59:46	44.715	13.06
13/06/21	13:59:47	44.715	13.06
13/06/21	13:59:48	44.715	13.06
13/06/21	13:59:49	44.715	13.06
13/06/21	13:59:50	44.715	13.06
13/06/21	13:59:51	44.715	13.06
13/06/21	13:59:52	44.715	13.06
13/06/21	13:59:53	44.715	13.06
13/06/21	13:59:54	44.715	13.06
13/06/21	13:59:55	44.715	13.06
13/06/21	13:59:56	44.715	13.06
13/06/21	13:59:57	44.715	13.06
13/06/21	13:59:58	44.715	13.06
13/06/21	13:59:59	44.715	13.06
13/06/21	14:00:00	44.715	13.06
13/06/21	14:00:01	44.715	13.06
13/06/21	14:00:02	44.715	13.06
13/06/21	14:00:03	44.715	13.06
13/06/21	14:00:04	44.715	13.06
13/06/21	14:00:05	44.715	13.06
13/06/21	14:00:06	44.715	13.06
13/06/21	14:00:07	44.715	13.06
13/06/21	14:00:08	44.715	13.06
13/06/21	14:00:09	44.715	13.06
13/06/21	14:00:10	44.715	13.06
13/06/21	14:00:11	44.715	13.06
13/06/21	14:00:12	44.715	13.06
13/06/21	14:00:13	44.715	13.06
13/06/21	14:00:14	44.715	13.06
13/06/21	14:00:15	44.715	13.06
13/06/21	14:00:16	44.715	13.06

13/06/21	14:00:17	44.715	13.06
13/06/21	14:00:18	44.715	13.06
13/06/21	14:00:19	44.715	13.06
13/06/21	14:00:20	44.715	13.06
13/06/21	14:00:21	44.715	13.06
13/06/21	14:00:22	44.715	13.06
13/06/21	14:00:23	44.715	13.06
13/06/21	14:00:24	44.715	13.06
13/06/21	14:00:25	44.715	13.06
13/06/21	14:00:26	44.715	13.06
13/06/21	14:00:27	44.715	13.06
13/06/21	14:00:28	44.715	13.06
13/06/21	14:00:29	44.715	13.06
13/06/21	14:00:30	44.715	13.06
13/06/21	14:00:31	44.715	13.06
13/06/21	14:00:32	44.715	13.06
13/06/21	14:00:33	44.715	13.06
13/06/21	14:00:34	44.715	13.06
13/06/21	14:00:35	44.715	13.06
13/06/21	14:00:36	44.715	13.06
13/06/21	14:00:37	44.715	13.06
13/06/21	14:00:38	44.715	13.06
13/06/21	14:00:39	44.715	13.06
13/06/21	14:00:40	44.715	13.06
13/06/21	14:00:41	44.715	13.06
13/06/21	14:00:42	44.715	13.06
13/06/21	14:00:43	44.715	13.06
13/06/21	14:00:44	44.715	13.06
13/06/21	14:00:45	44.715	13.06
13/06/21	14:00:46	44.715	13.06
13/06/21	14:00:47	44.715	13.06
13/06/21	14:00:48	44.715	13.06
13/06/21	14:00:49	44.715	13.06
13/06/21	14:00:50	44.715	13.06
13/06/21	14:00:51	44.715	13.06
13/06/21	14:00:52	44.715	13.06
13/06/21	14:00:53	44.715	13.06
13/06/21	14:00:54	44.715	13.06
13/06/21	14:00:55	44.715	13.06
13/06/21	14:00:56	44.715	13.06
13/06/21	14:00:57	44.715	13.06
13/06/21	14:00:58	44.715	13.06
13/06/21	14:00:59	44.715	13.06
13/06/21	14:01:00	44.715	13.06
13/06/21	14:01:01	44.715	13.06
13/06/21	14:01:02	44.715	13.06
13/06/21	14:01:03	44.715	13.06
13/06/21	14:01:04	44.715	13.06
13/06/21	14:01:05	44.715	13.06
13/06/21	14:01:06	44.715	13.06
13/06/21	14:01:07	44.715	13.06
13/06/21	14:01:08	44.715	13.06
13/06/21	14:01:09	44.715	13.06
13/06/21	14:01:10	44.715	13.06
13/06/21	14:01:11	44.715	13.06
13/06/21	14:01:12	44.715	13.06
13/06/21	14:01:13	44.715	13.06
13/06/21	14:01:14	44.715	13.06
13/06/21	14:01:15	44.715	13.06
13/06/21	14:01:16	44.715	13.06
13/06/21	14:01:17	44.715	13.06

13/06/21	14:01:18	44.715	13.06
13/06/21	14:01:19	44.715	13.06
13/06/21	14:01:20	44.715	13.06
13/06/21	14:01:21	44.715	13.06
13/06/21	14:01:22	44.715	13.06
13/06/21	14:01:23	44.715	13.06
13/06/21	14:01:24	44.715	13.06
13/06/21	14:01:25	44.715	13.06
13/06/21	14:01:26	44.715	13.06
13/06/21	14:01:27	44.715	13.06
13/06/21	14:01:28	44.715	13.06
13/06/21	14:01:29	44.715	13.06
13/06/21	14:01:30	44.715	13.06
13/06/21	14:01:31	44.715	13.06
13/06/21	14:01:32	44.715	13.06
13/06/21	14:01:33	44.715	13.06
13/06/21	14:01:34	44.715	13.06
13/06/21	14:01:35	44.715	13.06
13/06/21	14:01:36	44.715	13.06
13/06/21	14:01:37	44.715	13.06
13/06/21	14:01:38	44.715	13.06
13/06/21	14:01:39	44.715	13.06
13/06/21	14:01:40	44.715	13.06
13/06/21	14:01:41	44.715	13.06
13/06/21	14:01:42	44.715	13.06
13/06/21	14:01:43	44.715	13.06
13/06/21	14:01:44	44.715	13.06
13/06/21	14:01:45	44.715	13.06
13/06/21	14:01:46	44.715	13.06
13/06/21	14:01:47	44.715	13.06
13/06/21	14:01:48	44.715	13.06
13/06/21	14:01:49	44.715	13.06
13/06/21	14:01:50	44.715	13.06
13/06/21	14:01:51	44.715	13.06
13/06/21	14:01:52	44.715	13.06
13/06/21	14:01:53	44.715	13.06
13/06/21	14:01:54	44.715	13.06
13/06/21	14:01:55	44.715	13.06
13/06/21	14:01:56	44.715	13.06
13/06/21	14:01:57	44.715	13.06
13/06/21	14:01:58	44.715	13.06
13/06/21	14:01:59	44.715	13.06
13/06/21	14:02:00	44.715	13.06
13/06/21	14:02:01	44.715	13.06
13/06/21	14:02:02	44.715	13.06
13/06/21	14:02:03	44.715	13.06
13/06/21	14:02:04	44.715	13.06
13/06/21	14:02:05	44.715	13.06
13/06/21	14:02:06	44.715	13.06
13/06/21	14:02:07	44.715	13.06
13/06/21	14:02:08	44.715	13.06
13/06/21	14:02:09	44.715	13.06
13/06/21	14:02:10	44.715	13.06
13/06/21	14:02:11	44.715	13.06
13/06/21	14:02:12	44.715	13.06
13/06/21	14:02:13	44.715	13.06
13/06/21	14:02:14	44.715	13.06
13/06/21	14:02:15	44.715	13.06
13/06/21	14:02:16	44.715	13.06
13/06/21	14:02:17	44.715	13.06
13/06/21	14:02:18	44.715	13.06

13/06/21	14:02:19	44.715	13.06
13/06/21	14:02:20	44.715	13.06
13/06/21	14:02:21	44.715	13.06
13/06/21	14:02:22	44.715	13.06
13/06/21	14:02:23	44.715	13.06
13/06/21	14:02:24	44.715	13.06
13/06/21	14:02:25	44.715	13.06
13/06/21	14:02:26	44.715	13.06
13/06/21	14:02:27	44.715	13.06
13/06/21	14:02:28	44.715	13.06
13/06/21	14:02:29	44.715	13.06
13/06/21	14:02:30	44.715	13.06
13/06/21	14:02:31	44.715	13.06
13/06/21	14:02:32	44.715	13.06
13/06/21	14:02:33	44.715	13.06
13/06/21	14:02:34	44.715	13.06
13/06/21	14:02:35	44.715	13.06
13/06/21	14:02:36	44.715	13.06
13/06/21	14:02:37	44.715	13.06
13/06/21	14:02:38	44.715	13.06
13/06/21	14:02:39	44.715	13.06
13/06/21	14:02:40	44.715	13.06
13/06/21	14:02:41	44.715	13.06
13/06/21	14:02:42	44.715	13.06
13/06/21	14:02:43	44.715	13.06
13/06/21	14:02:44	44.715	13.06
13/06/21	14:02:45	44.715	13.06
13/06/21	14:02:46	44.715	13.06
13/06/21	14:02:47	44.715	13.06
13/06/21	14:02:48	44.715	13.06
13/06/21	14:02:49	44.715	13.06
13/06/21	14:02:50	44.715	13.06
13/06/21	14:02:51	44.715	13.06
13/06/21	14:02:52	44.715	13.06
13/06/21	14:02:53	44.715	13.06
13/06/21	14:02:54	44.715	13.06
13/06/21	14:02:55	44.715	13.06
13/06/21	14:02:56	44.715	13.06
13/06/21	14:02:57	44.715	13.06
13/06/21	14:02:58	44.715	13.06
13/06/21	14:02:59	44.715	13.06
13/06/21	14:03:00	44.715	13.06
13/06/21	14:03:01	44.715	13.06
13/06/21	14:03:02	44.715	13.06
13/06/21	14:03:03	44.715	13.06
13/06/21	14:03:04	44.715	13.06
13/06/21	14:03:05	44.715	13.06
13/06/21	14:03:06	44.715	13.06
13/06/21	14:03:07	44.715	13.06
13/06/21	14:03:08	44.715	13.06
13/06/21	14:03:09	44.715	13.06
13/06/21	14:03:10	44.715	13.06
13/06/21	14:03:11	44.715	13.06
13/06/21	14:03:12	44.715	13.06
13/06/21	14:03:13	44.715	13.06
13/06/21	14:03:14	44.715	13.06
13/06/21	14:03:15	44.715	13.06
13/06/21	14:03:16	44.715	13.06
13/06/21	14:03:17	44.715	13.06
13/06/21	14:03:18	44.715	13.06
13/06/21	14:03:19	44.715	13.06

13/06/21	14:03:20	44.715	13.06
13/06/21	14:03:21	44.715	13.06
13/06/21	14:03:22	44.715	13.06
13/06/21	14:03:23	44.715	13.06
13/06/21	14:03:24	44.715	13.06
13/06/21	14:03:25	44.715	13.06
13/06/21	14:03:26	44.715	13.06
13/06/21	14:03:27	44.715	13.06
13/06/21	14:03:28	44.715	13.06
13/06/21	14:03:29	44.715	13.06
13/06/21	14:03:30	44.715	13.06
13/06/21	14:03:31	44.715	13.06
13/06/21	14:03:32	44.715	13.06
13/06/21	14:03:33	44.715	13.06
13/06/21	14:03:34	44.715	13.06
13/06/21	14:03:35	44.715	13.06
13/06/21	14:03:36	44.715	13.06
13/06/21	14:03:37	44.715	13.06
13/06/21	14:03:38	44.715	13.06
13/06/21	14:03:39	44.715	13.06
13/06/21	14:03:40	44.715	13.06
13/06/21	14:03:41	44.715	13.06
13/06/21	14:03:42	44.715	13.06
13/06/21	14:03:43	44.715	13.06
13/06/21	14:03:44	44.715	13.06
13/06/21	14:03:45	44.715	13.06
13/06/21	14:03:46	44.715	13.06
13/06/21	14:03:47	44.715	13.06
13/06/21	14:03:48	44.715	13.06
13/06/21	14:03:49	44.715	13.06
13/06/21	14:03:50	44.715	13.06
13/06/21	14:03:51	44.715	13.06
13/06/21	14:03:52	44.715	13.06
13/06/21	14:03:53	44.715	13.06
13/06/21	14:03:54	44.715	13.06
13/06/21	14:03:55	44.715	13.06
13/06/21	14:03:56	44.715	13.06
13/06/21	14:03:57	44.715	13.06
13/06/21	14:03:58	44.715	13.06
13/06/21	14:03:59	44.715	13.06
13/06/21	14:04:00	44.715	13.06
13/06/21	14:04:01	44.715	13.06
13/06/21	14:04:02	44.715	13.06
13/06/21	14:04:03	44.715	13.06
13/06/21	14:04:04	44.715	13.06
13/06/21	14:04:05	44.715	13.06
13/06/21	14:04:06	44.715	13.06
13/06/21	14:04:07	44.715	13.06
13/06/21	14:04:08	44.715	13.06
13/06/21	14:04:09	44.715	13.06
13/06/21	14:04:10	44.715	13.06
13/06/21	14:04:11	44.715	13.06
13/06/21	14:04:12	44.715	13.06
13/06/21	14:04:13	44.715	13.06
13/06/21	14:04:14	44.715	13.06
13/06/21	14:04:15	44.715	13.06
13/06/21	14:04:16	44.715	13.06
13/06/21	14:04:17	44.715	13.06
13/06/21	14:04:18	44.715	13.06
13/06/21	14:04:19	44.715	13.06
13/06/21	14:04:20	44.715	13.06

13/06/21	14:04:21	44.715	13.06
13/06/21	14:04:22	44.715	13.06
13/06/21	14:04:23	44.715	13.06
13/06/21	14:04:24	44.715	13.06
13/06/21	14:04:25	44.715	13.06
13/06/21	14:04:26	44.715	13.06
13/06/21	14:04:27	44.715	13.06
13/06/21	14:04:28	44.715	13.06
13/06/21	14:04:29	44.715	13.06
13/06/21	14:04:30	44.715	13.06
13/06/21	14:04:31	44.715	13.06
13/06/21	14:04:32	44.715	13.06
13/06/21	14:04:33	44.715	13.06
13/06/21	14:04:34	44.715	13.06
13/06/21	14:04:35	44.715	13.06
13/06/21	14:04:36	44.715	13.06
13/06/21	14:04:37	44.715	13.06
13/06/21	14:04:38	44.715	13.06
13/06/21	14:04:39	44.715	13.06
13/06/21	14:04:40	44.715	13.06
13/06/21	14:04:41	44.715	13.06
13/06/21	14:04:42	44.715	13.06
13/06/21	14:04:43	44.715	13.06
13/06/21	14:04:44	44.715	13.06
13/06/21	14:04:45	44.715	13.06
13/06/21	14:04:46	44.715	13.06
13/06/21	14:04:47	44.715	13.06
13/06/21	14:04:48	44.715	13.06
13/06/21	14:04:49	44.715	13.06
13/06/21	14:04:50	44.715	13.06
13/06/21	14:04:51	44.715	13.06
13/06/21	14:04:52	44.715	13.06
13/06/21	14:04:53	44.715	13.06
13/06/21	14:04:54	44.715	13.06
13/06/21	14:04:55	44.715	13.06
13/06/21	14:04:56	44.715	13.06
13/06/21	14:04:57	44.715	13.06
13/06/21	14:04:58	44.715	13.06
13/06/21	14:04:59	44.715	13.06
13/06/21	14:05:00	44.715	13.06
13/06/21	14:05:01	44.715	13.06
13/06/21	14:05:02	44.715	13.06
13/06/21	14:05:03	44.715	13.06
13/06/21	14:05:04	44.715	13.06
13/06/21	14:05:05	44.715	13.06
13/06/21	14:05:06	44.715	13.06
13/06/21	14:05:07	44.715	13.06
13/06/21	14:05:08	44.715	13.06
13/06/21	14:05:09	44.715	13.06
13/06/21	14:05:10	44.715	13.06
13/06/21	14:05:11	44.715	13.06
13/06/21	14:05:12	44.715	13.06
13/06/21	14:05:13	44.715	13.06
13/06/21	14:05:14	44.715	13.06
13/06/21	14:05:15	44.715	13.06
13/06/21	14:05:16	44.715	13.06
13/06/21	14:05:17	44.715	13.06
13/06/21	14:05:18	44.715	13.06
13/06/21	14:05:19	44.715	13.06
13/06/21	14:05:20	44.715	13.06
13/06/21	14:05:21	44.698	13.06

13/06/21	14:05:22	44.715	13.06
13/06/21	14:05:23	44.715	13.06
13/06/21	14:05:24	44.715	13.06
13/06/21	14:05:25	44.715	13.06
13/06/21	14:05:26	44.715	13.06
13/06/21	14:05:27	44.715	13.06
13/06/21	14:05:28	44.715	13.06
13/06/21	14:05:29	44.715	13.06
13/06/21	14:05:30	44.715	13.06
13/06/21	14:05:31	44.715	13.06
13/06/21	14:05:32	44.715	13.06
13/06/21	14:05:33	44.715	13.06
13/06/21	14:05:34	44.715	13.06
13/06/21	14:05:35	44.715	13.06
13/06/21	14:05:36	44.715	13.06
13/06/21	14:05:37	44.715	13.06
13/06/21	14:05:38	44.715	13.06
13/06/21	14:05:39	44.715	13.06
13/06/21	14:05:40	44.715	13.06
13/06/21	14:05:41	44.715	13.06
13/06/21	14:05:42	44.715	13.06
13/06/21	14:05:43	44.715	13.06
13/06/21	14:05:44	44.715	13.06
13/06/21	14:05:45	44.715	13.06
13/06/21	14:05:46	44.715	13.06
13/06/21	14:05:47	44.715	13.06
13/06/21	14:05:48	44.715	13.06
13/06/21	14:05:49	44.715	13.06
13/06/21	14:05:50	44.715	13.06
13/06/21	14:05:51	44.715	13.06
13/06/21	14:05:52	44.715	13.06
13/06/21	14:05:53	44.715	13.06
13/06/21	14:05:54	44.715	13.06
13/06/21	14:05:55	44.715	13.06
13/06/21	14:05:56	44.749	13.06
13/06/21	14:05:57	44.664	13.06
13/06/21	14:05:58	43.033	13.06
13/06/21	14:05:59	43.542	13.06
13/06/21	14:06:00	44.069	13.06
13/06/21	14:06:01	43.78	13.06
13/06/21	14:06:02	43.865	13.06
13/06/21	14:06:03	43.933	13.06
13/06/21	14:06:04	43.882	13.06
13/06/21	14:06:05	43.899	13.06
13/06/21	14:06:06	43.916	13.06
13/06/21	14:06:07	43.916	13.06
13/06/21	14:06:08	43.916	13.06
13/06/21	14:06:09	43.916	13.06
13/06/21	14:06:10	43.916	13.06
13/06/21	14:06:11	43.916	13.06
13/06/21	14:06:12	43.916	13.06
13/06/21	14:06:13	43.916	13.06
13/06/21	14:06:14	43.916	13.06
13/06/21	14:06:15	43.916	13.06
13/06/21	14:06:16	43.916	13.06
13/06/21	14:06:17	43.933	13.06
13/06/21	14:06:18	43.933	13.06
13/06/21	14:06:19	43.916	13.06
13/06/21	14:06:20	43.933	13.06
13/06/21	14:06:21	43.933	13.06
13/06/21	14:06:22	43.916	13.06

13/06/21	14:06:23	43.933	13.06
13/06/21	14:06:24	43.933	13.06
13/06/21	14:06:25	43.933	13.06
13/06/21	14:06:26	43.916	13.06
13/06/21	14:06:27	43.933	13.06
13/06/21	14:06:28	43.933	13.06
13/06/21	14:06:29	43.933	13.06
13/06/21	14:06:30	43.933	13.06
13/06/21	14:06:31	43.933	13.06
13/06/21	14:06:32	43.933	13.06
13/06/21	14:06:33	43.933	13.06
13/06/21	14:06:34	43.933	13.06
13/06/21	14:06:35	43.933	13.06
13/06/21	14:06:36	43.933	13.06
13/06/21	14:06:37	43.933	13.06
13/06/21	14:06:38	43.933	13.06
13/06/21	14:06:39	43.933	13.06
13/06/21	14:06:40	43.933	13.06
13/06/21	14:06:41	43.933	13.06
13/06/21	14:06:42	43.933	13.06
13/06/21	14:06:43	43.933	13.06
13/06/21	14:06:44	43.933	13.06
13/06/21	14:06:45	43.933	13.06
13/06/21	14:06:46	43.95	13.06
13/06/21	14:06:47	43.933	13.06
13/06/21	14:06:48	43.933	13.06
13/06/21	14:06:49	43.95	13.06
13/06/21	14:06:50	43.933	13.06
13/06/21	14:06:51	43.933	13.06
13/06/21	14:06:52	43.933	13.06
13/06/21	14:06:53	43.95	13.06
13/06/21	14:06:54	43.95	13.06
13/06/21	14:06:55	43.95	13.06
13/06/21	14:06:56	43.95	13.06
13/06/21	14:06:57	43.95	13.06
13/06/21	14:06:58	43.95	13.06
13/06/21	14:06:59	43.95	13.06
13/06/21	14:07:00	43.95	13.06
13/06/21	14:07:01	43.95	13.06
13/06/21	14:07:02	43.95	13.06
13/06/21	14:07:03	43.95	13.06
13/06/21	14:07:04	43.95	13.06
13/06/21	14:07:05	43.95	13.06
13/06/21	14:07:06	43.95	13.06
13/06/21	14:07:07	43.95	13.06
13/06/21	14:07:08	43.95	13.06
13/06/21	14:07:09	43.967	13.06
13/06/21	14:07:10	43.95	13.06
13/06/21	14:07:11	43.967	13.06
13/06/21	14:07:12	43.95	13.06
13/06/21	14:07:13	43.95	13.06
13/06/21	14:07:14	43.95	13.06
13/06/21	14:07:15	43.967	13.06
13/06/21	14:07:16	43.95	13.06
13/06/21	14:07:17	43.967	13.06
13/06/21	14:07:18	43.95	13.06
13/06/21	14:07:19	43.967	13.06
13/06/21	14:07:20	43.967	13.06
13/06/21	14:07:21	43.933	13.06
13/06/21	14:07:22	43.967	13.06
13/06/21	14:07:23	43.967	13.06

13/06/21	14:07:24	43.95	13.06
13/06/21	14:07:25	43.967	13.06
13/06/21	14:07:26	43.967	13.06
13/06/21	14:07:27	43.967	13.06
13/06/21	14:07:28	43.967	13.06
13/06/21	14:07:29	43.967	13.06
13/06/21	14:07:30	43.967	13.06
13/06/21	14:07:31	43.967	13.06
13/06/21	14:07:32	43.967	13.06
13/06/21	14:07:33	43.967	13.06
13/06/21	14:07:34	43.967	13.06
13/06/21	14:07:35	43.967	13.06
13/06/21	14:07:36	43.967	13.06
13/06/21	14:07:37	43.967	13.06
13/06/21	14:07:38	43.967	13.06
13/06/21	14:07:39	43.967	13.06
13/06/21	14:07:40	43.967	13.06
13/06/21	14:07:41	43.967	13.06
13/06/21	14:07:42	43.967	13.06
13/06/21	14:07:43	43.967	13.06
13/06/21	14:07:44	43.967	13.06
13/06/21	14:07:45	43.967	13.06
13/06/21	14:07:46	43.967	13.06
13/06/21	14:07:47	43.967	13.06
13/06/21	14:07:48	43.967	13.06
13/06/21	14:07:49	43.967	13.06
13/06/21	14:07:50	43.967	13.06
13/06/21	14:07:51	43.967	13.06
13/06/21	14:07:52	43.967	13.06
13/06/21	14:07:53	43.967	13.06
13/06/21	14:07:54	43.967	13.06
13/06/21	14:07:55	43.967	13.06
13/06/21	14:07:56	43.967	13.06
13/06/21	14:07:57	43.967	13.06
13/06/21	14:07:58	43.967	13.06
13/06/21	14:07:59	43.967	13.06
13/06/21	14:08:00	43.967	13.06
13/06/21	14:08:01	43.967	13.06
13/06/21	14:08:02	43.967	13.06
13/06/21	14:08:03	43.967	13.06
13/06/21	14:08:04	43.967	13.06
13/06/21	14:08:05	43.967	13.06
13/06/21	14:08:06	43.967	13.06
13/06/21	14:08:07	43.967	13.06
13/06/21	14:08:08	43.967	13.06
13/06/21	14:08:09	43.967	13.06
13/06/21	14:08:10	43.967	13.06
13/06/21	14:08:11	43.967	13.06
13/06/21	14:08:12	43.967	13.06
13/06/21	14:08:13	43.984	13.06
13/06/21	14:08:14	43.967	13.06
13/06/21	14:08:15	43.967	13.06
13/06/21	14:08:16	43.967	13.06
13/06/21	14:08:17	43.967	13.06
13/06/21	14:08:18	43.967	13.06
13/06/21	14:08:19	43.984	13.06
13/06/21	14:08:20	43.984	13.06
13/06/21	14:08:21	43.967	13.06
13/06/21	14:08:22	43.984	13.06
13/06/21	14:08:23	43.984	13.06
13/06/21	14:08:24	43.967	13.06

13/06/21	14:08:25	43.984	13.06
13/06/21	14:08:26	43.984	13.06
13/06/21	14:08:27	43.967	13.06
13/06/21	14:08:28	43.984	13.06
13/06/21	14:08:29	43.967	13.06
13/06/21	14:08:30	43.967	13.06
13/06/21	14:08:31	43.967	13.06
13/06/21	14:08:32	43.967	13.06
13/06/21	14:08:33	43.984	13.06
13/06/21	14:08:34	43.967	13.06
13/06/21	14:08:35	43.984	13.06
13/06/21	14:08:36	43.967	13.06
13/06/21	14:08:37	43.984	13.06
13/06/21	14:08:38	43.984	13.06
13/06/21	14:08:39	43.984	13.06
13/06/21	14:08:40	43.984	13.06
13/06/21	14:08:41	43.984	13.06
13/06/21	14:08:42	43.984	13.06
13/06/21	14:08:43	43.984	13.06
13/06/21	14:08:44	43.984	13.06
13/06/21	14:08:45	43.984	13.06
13/06/21	14:08:46	43.984	13.06
13/06/21	14:08:47	43.984	13.06
13/06/21	14:08:48	43.984	13.06
13/06/21	14:08:49	43.984	13.06
13/06/21	14:08:50	43.984	13.06
13/06/21	14:08:51	43.984	13.06
13/06/21	14:08:52	43.984	13.06
13/06/21	14:08:53	43.984	13.06
13/06/21	14:08:54	43.984	13.06
13/06/21	14:08:55	43.984	13.06
13/06/21	14:08:56	43.984	13.06
13/06/21	14:08:57	43.984	13.06
13/06/21	14:08:58	43.984	13.06
13/06/21	14:08:59	43.984	13.06
13/06/21	14:09:00	44.001	13.06
13/06/21	14:09:01	43.984	13.06
13/06/21	14:09:02	43.984	13.06
13/06/21	14:09:03	43.984	13.06
13/06/21	14:09:04	43.984	13.06
13/06/21	14:09:05	43.984	13.06
13/06/21	14:09:06	43.984	13.06
13/06/21	14:09:07	43.984	13.06
13/06/21	14:09:08	43.984	13.06
13/06/21	14:09:09	43.984	13.06
13/06/21	14:09:10	43.984	13.06
13/06/21	14:09:11	44.001	13.06
13/06/21	14:09:12	44.001	13.06
13/06/21	14:09:13	43.984	13.06
13/06/21	14:09:14	43.984	13.06
13/06/21	14:09:15	43.984	13.06
13/06/21	14:09:16	43.984	13.06
13/06/21	14:09:17	43.984	13.06
13/06/21	14:09:18	44.001	13.06
13/06/21	14:09:19	43.984	13.06
13/06/21	14:09:20	43.984	13.06
13/06/21	14:09:21	43.984	13.06
13/06/21	14:09:22	44.001	13.06
13/06/21	14:09:23	43.984	13.06
13/06/21	14:09:24	44.001	13.06
13/06/21	14:09:25	44.001	13.06

13/06/21	14:09:26	43.984	13.06
13/06/21	14:09:27	43.984	13.06
13/06/21	14:09:28	43.984	13.06
13/06/21	14:09:29	44.001	13.06
13/06/21	14:09:30	44.001	13.06
13/06/21	14:09:31	44.001	13.06
13/06/21	14:09:32	44.001	13.06
13/06/21	14:09:33	44.001	13.06
13/06/21	14:09:34	43.984	13.06
13/06/21	14:09:35	44.001	13.06
13/06/21	14:09:36	44.001	13.06
13/06/21	14:09:37	44.001	13.06
13/06/21	14:09:38	44.001	13.06
13/06/21	14:09:39	44.001	13.06
13/06/21	14:09:40	43.984	13.06
13/06/21	14:09:41	44.001	13.06
13/06/21	14:09:42	44.001	13.06
13/06/21	14:09:43	44.001	13.06
13/06/21	14:09:44	44.001	13.06
13/06/21	14:09:45	44.001	13.06
13/06/21	14:09:46	44.001	13.06
13/06/21	14:09:47	44.001	13.06
13/06/21	14:09:48	44.001	13.06
13/06/21	14:09:49	43.984	13.06
13/06/21	14:09:50	44.001	13.06
13/06/21	14:09:51	44.001	13.06
13/06/21	14:09:52	44.001	13.06
13/06/21	14:09:53	44.001	13.06
13/06/21	14:09:54	44.001	13.06
13/06/21	14:09:55	44.001	13.06
13/06/21	14:09:56	44.001	13.06
13/06/21	14:09:57	44.001	13.06
13/06/21	14:09:58	44.001	13.06
13/06/21	14:09:59	44.001	13.06
13/06/21	14:10:00	44.001	13.06
13/06/21	14:10:01	44.001	13.06
13/06/21	14:10:02	44.001	13.06
13/06/21	14:10:03	44.001	13.06
13/06/21	14:10:04	44.001	13.06
13/06/21	14:10:05	44.001	13.06
13/06/21	14:10:06	44.001	13.06
13/06/21	14:10:07	44.001	13.06
13/06/21	14:10:08	44.001	13.06
13/06/21	14:10:09	44.001	13.06
13/06/21	14:10:10	44.001	13.06
13/06/21	14:10:11	44.001	13.06
13/06/21	14:10:12	44.001	13.06
13/06/21	14:10:13	44.001	13.06
13/06/21	14:10:14	44.001	13.06
13/06/21	14:10:15	44.001	13.06
13/06/21	14:10:16	44.001	13.06
13/06/21	14:10:17	44.001	13.06
13/06/21	14:10:18	44.001	13.06
13/06/21	14:10:19	44.001	13.06
13/06/21	14:10:20	44.001	13.06
13/06/21	14:10:21	44.001	13.06
13/06/21	14:10:22	44.001	13.06
13/06/21	14:10:23	44.001	13.06
13/06/21	14:10:24	44.001	13.06
13/06/21	14:10:25	44.001	13.06
13/06/21	14:10:26	44.001	13.06

13/06/21	14:10:27	44.001	13.06
13/06/21	14:10:28	44.001	13.06
13/06/21	14:10:29	44.001	13.06
13/06/21	14:10:30	44.001	13.06
13/06/21	14:10:31	44.001	13.06
13/06/21	14:10:32	44.001	13.06
13/06/21	14:10:33	44.001	13.06
13/06/21	14:10:34	44.001	13.06
13/06/21	14:10:35	44.001	13.06
13/06/21	14:10:36	44.001	13.06
13/06/21	14:10:37	44.001	13.06
13/06/21	14:10:38	44.001	13.06
13/06/21	14:10:39	44.001	13.06
13/06/21	14:10:40	44.001	13.06
13/06/21	14:10:41	44.001	13.06
13/06/21	14:10:42	44.001	13.06
13/06/21	14:10:43	44.001	13.06
13/06/21	14:10:44	44.001	13.06
13/06/21	14:10:45	44.001	13.06
13/06/21	14:10:46	44.001	13.06
13/06/21	14:10:47	44.001	13.06
13/06/21	14:10:48	44.001	13.06
13/06/21	14:10:49	44.001	13.06
13/06/21	14:10:50	44.001	13.06
13/06/21	14:10:51	44.001	13.06
13/06/21	14:10:52	44.001	13.06
13/06/21	14:10:53	44.001	13.06
13/06/21	14:10:54	44.001	13.06
13/06/21	14:10:55	44.001	13.06
13/06/21	14:10:56	44.001	13.06
13/06/21	14:10:57	44.001	13.06
13/06/21	14:10:58	44.001	13.06
13/06/21	14:10:59	44.001	13.06
13/06/21	14:11:00	44.001	13.06
13/06/21	14:11:01	44.001	13.06
13/06/21	14:11:02	44.001	13.06
13/06/21	14:11:03	44.001	13.06
13/06/21	14:11:04	44.001	13.06
13/06/21	14:11:05	44.001	13.06
13/06/21	14:11:06	44.001	13.06
13/06/21	14:11:07	44.001	13.06
13/06/21	14:11:08	44.001	13.06
13/06/21	14:11:09	44.001	13.06
13/06/21	14:11:10	44.001	13.06
13/06/21	14:11:11	44.001	13.06
13/06/21	14:11:12	44.001	13.06
13/06/21	14:11:13	44.001	13.06
13/06/21	14:11:14	44.001	13.06
13/06/21	14:11:15	44.018	13.06
13/06/21	14:11:16	44.001	13.06
13/06/21	14:11:17	44.001	13.06
13/06/21	14:11:18	44.018	13.06
13/06/21	14:11:19	44.018	13.06
13/06/21	14:11:20	44.018	13.06
13/06/21	14:11:21	44.018	13.06
13/06/21	14:11:22	44.001	13.06
13/06/21	14:11:23	44.001	13.06
13/06/21	14:11:24	44.018	13.06
13/06/21	14:11:25	44.018	13.06
13/06/21	14:11:26	44.018	13.06
13/06/21	14:11:27	44.001	13.06

13/06/21	14:11:28	44.018	13.06
13/06/21	14:11:29	44.001	13.06
13/06/21	14:11:30	44.001	13.06
13/06/21	14:11:31	44.001	13.06
13/06/21	14:11:32	44.018	13.06
13/06/21	14:11:33	44.018	13.06
13/06/21	14:11:34	44.018	13.06
13/06/21	14:11:35	44.018	13.06
13/06/21	14:11:36	44.018	13.06
13/06/21	14:11:37	44.001	13.06
13/06/21	14:11:38	44.001	13.06
13/06/21	14:11:39	44.001	13.06
13/06/21	14:11:40	44.018	13.06
13/06/21	14:11:41	44.018	13.06
13/06/21	14:11:42	44.018	13.06
13/06/21	14:11:43	44.018	13.06
13/06/21	14:11:44	44.018	13.06
13/06/21	14:11:45	44.018	13.06
13/06/21	14:11:46	44.018	13.06
13/06/21	14:11:47	44.018	13.06
13/06/21	14:11:48	44.018	13.06
13/06/21	14:11:49	44.018	13.06
13/06/21	14:11:50	44.018	13.06
13/06/21	14:11:51	44.018	13.06
13/06/21	14:11:52	44.018	13.06
13/06/21	14:11:53	44.018	13.06
13/06/21	14:11:54	44.018	13.06
13/06/21	14:11:55	44.018	13.06
13/06/21	14:11:56	44.018	13.06
13/06/21	14:11:57	44.018	13.06
13/06/21	14:11:58	44.018	13.06
13/06/21	14:11:59	44.018	13.06
13/06/21	14:12:00	44.018	13.06
13/06/21	14:12:01	44.018	13.06
13/06/21	14:12:02	44.018	13.06
13/06/21	14:12:03	44.018	13.06
13/06/21	14:12:04	44.018	13.06
13/06/21	14:12:05	44.018	13.06
13/06/21	14:12:06	44.018	13.06
13/06/21	14:12:07	44.018	13.06
13/06/21	14:12:08	44.018	13.06
13/06/21	14:12:09	44.018	13.06
13/06/21	14:12:10	44.001	13.06
13/06/21	14:12:11	44.018	13.06
13/06/21	14:12:12	44.018	13.06
13/06/21	14:12:13	44.018	13.06
13/06/21	14:12:14	44.018	13.06
13/06/21	14:12:15	44.018	13.06
13/06/21	14:12:16	44.018	13.06
13/06/21	14:12:17	44.018	13.06
13/06/21	14:12:18	44.018	13.06
13/06/21	14:12:19	44.018	13.06
13/06/21	14:12:20	44.018	13.06
13/06/21	14:12:21	44.018	13.06
13/06/21	14:12:22	44.018	13.06
13/06/21	14:12:23	44.018	13.06
13/06/21	14:12:24	44.018	13.06
13/06/21	14:12:25	44.018	13.06
13/06/21	14:12:26	44.018	13.06
13/06/21	14:12:27	44.018	13.06
13/06/21	14:12:28	44.018	13.06

13/06/21	14:12:29	44.018	13.06
13/06/21	14:12:30	44.018	13.06
13/06/21	14:12:31	44.018	13.06
13/06/21	14:12:32	44.018	13.06
13/06/21	14:12:33	44.018	13.06
13/06/21	14:12:34	44.018	13.06
13/06/21	14:12:35	44.018	13.06
13/06/21	14:12:36	44.018	13.06
13/06/21	14:12:37	44.018	13.06
13/06/21	14:12:38	44.018	13.06
13/06/21	14:12:39	44.018	13.06
13/06/21	14:12:40	44.018	13.06
13/06/21	14:12:41	44.018	13.06
13/06/21	14:12:42	44.018	13.06
13/06/21	14:12:43	44.018	13.06
13/06/21	14:12:44	44.018	13.06
13/06/21	14:12:45	44.018	13.06
13/06/21	14:12:46	44.018	13.06
13/06/21	14:12:47	44.018	13.06
13/06/21	14:12:48	44.035	13.06
13/06/21	14:12:49	44.018	13.06
13/06/21	14:12:50	44.018	13.06
13/06/21	14:12:51	44.018	13.06
13/06/21	14:12:52	44.035	13.06
13/06/21	14:12:53	44.035	13.06
13/06/21	14:12:54	44.035	13.06
13/06/21	14:12:55	44.018	13.06
13/06/21	14:12:56	44.018	13.06
13/06/21	14:12:57	44.018	13.06
13/06/21	14:12:58	44.035	13.06
13/06/21	14:12:59	44.018	13.06
13/06/21	14:13:00	44.018	13.06
13/06/21	14:13:01	44.035	13.06
13/06/21	14:13:02	44.035	13.06
13/06/21	14:13:03	44.035	13.06
13/06/21	14:13:04	44.035	13.06
13/06/21	14:13:05	44.018	13.06
13/06/21	14:13:06	44.035	13.06
13/06/21	14:13:07	44.035	13.06
13/06/21	14:13:08	44.018	13.06
13/06/21	14:13:09	44.018	13.06
13/06/21	14:13:10	44.035	13.06
13/06/21	14:13:11	44.035	13.06
13/06/21	14:13:12	44.035	13.06
13/06/21	14:13:13	44.035	13.06
13/06/21	14:13:14	44.035	13.06
13/06/21	14:13:15	44.035	13.06
13/06/21	14:13:16	44.018	13.06
13/06/21	14:13:17	44.035	13.06
13/06/21	14:13:18	44.035	13.06
13/06/21	14:13:19	44.035	13.06
13/06/21	14:13:20	44.035	13.06
13/06/21	14:13:21	44.035	13.06
13/06/21	14:13:22	44.035	13.06
13/06/21	14:13:23	44.035	13.06
13/06/21	14:13:24	44.035	13.06
13/06/21	14:13:25	44.035	13.06
13/06/21	14:13:26	44.035	13.06
13/06/21	14:13:27	44.035	13.06
13/06/21	14:13:28	44.035	13.06
13/06/21	14:13:29	44.035	13.06

13/06/21	14:13:30	44.035	13.06
13/06/21	14:13:31	44.035	13.06
13/06/21	14:13:32	44.035	13.06
13/06/21	14:13:33	44.035	13.06
13/06/21	14:13:34	44.035	13.06
13/06/21	14:13:35	44.035	13.06
13/06/21	14:13:36	44.035	13.06
13/06/21	14:13:37	44.035	13.06
13/06/21	14:13:38	44.035	13.06
13/06/21	14:13:39	44.035	13.06
13/06/21	14:13:40	44.035	13.06
13/06/21	14:13:41	44.035	13.06
13/06/21	14:13:42	44.035	13.06
13/06/21	14:13:43	44.035	13.06
13/06/21	14:13:44	44.035	13.06
13/06/21	14:13:45	44.035	13.06
13/06/21	14:13:46	44.035	13.06
13/06/21	14:13:47	44.035	13.06
13/06/21	14:13:48	44.035	13.06
13/06/21	14:13:49	44.035	13.06
13/06/21	14:13:50	44.018	13.06
13/06/21	14:13:51	44.035	13.06
13/06/21	14:13:52	44.035	13.06
13/06/21	14:13:53	44.035	13.06
13/06/21	14:13:54	44.035	13.06
13/06/21	14:13:55	44.035	13.06
13/06/21	14:13:56	44.035	13.06
13/06/21	14:13:57	44.035	13.06
13/06/21	14:13:58	44.035	13.06
13/06/21	14:13:59	44.035	13.06
13/06/21	14:14:00	44.035	13.06
13/06/21	14:14:01	44.035	13.06
13/06/21	14:14:02	44.035	13.06
13/06/21	14:14:03	44.035	13.06
13/06/21	14:14:04	44.035	13.06
13/06/21	14:14:05	44.035	13.06
13/06/21	14:14:06	44.035	13.06
13/06/21	14:14:07	44.035	13.06
13/06/21	14:14:08	44.035	13.06
13/06/21	14:14:09	44.035	13.06
13/06/21	14:14:10	44.035	13.06
13/06/21	14:14:11	44.035	13.06
13/06/21	14:14:12	44.035	13.06
13/06/21	14:14:13	44.035	13.06
13/06/21	14:14:14	44.035	13.06
13/06/21	14:14:15	44.035	13.06
13/06/21	14:14:16	44.035	13.06
13/06/21	14:14:17	44.035	13.06
13/06/21	14:14:18	44.035	13.06
13/06/21	14:14:19	44.035	13.06
13/06/21	14:14:20	44.035	13.06
13/06/21	14:14:21	44.035	13.06
13/06/21	14:14:22	44.035	13.06
13/06/21	14:14:23	44.035	13.06
13/06/21	14:14:24	44.035	13.06
13/06/21	14:14:25	44.035	13.06
13/06/21	14:14:26	44.035	13.06
13/06/21	14:14:27	44.035	13.06
13/06/21	14:14:28	44.035	13.06
13/06/21	14:14:29	44.035	13.06
13/06/21	14:14:30	44.035	13.06

13/06/21	14:14:31	44.035	13.06
13/06/21	14:14:32	44.035	13.06
13/06/21	14:14:33	44.035	13.06
13/06/21	14:14:34	44.035	13.06
13/06/21	14:14:35	44.035	13.06
13/06/21	14:14:36	44.035	13.06
13/06/21	14:14:37	44.035	13.06
13/06/21	14:14:38	44.035	13.06
13/06/21	14:14:39	44.035	13.06
13/06/21	14:14:40	44.035	13.06
13/06/21	14:14:41	44.035	13.06
13/06/21	14:14:42	44.035	13.06
13/06/21	14:14:43	44.035	13.06
13/06/21	14:14:44	44.035	13.06
13/06/21	14:14:45	44.035	13.06
13/06/21	14:14:46	44.035	13.06
13/06/21	14:14:47	44.035	13.06
13/06/21	14:14:48	44.035	13.06
13/06/21	14:14:49	44.035	13.06
13/06/21	14:14:50	44.035	13.06
13/06/21	14:14:51	44.035	13.06
13/06/21	14:14:52	44.035	13.06
13/06/21	14:14:53	44.035	13.06
13/06/21	14:14:54	44.035	13.06
13/06/21	14:14:55	44.035	13.06
13/06/21	14:14:56	44.035	13.06
13/06/21	14:14:57	44.035	13.06
13/06/21	14:14:58	44.035	13.06
13/06/21	14:14:59	44.035	13.06
13/06/21	14:15:00	44.035	13.06
13/06/21	14:15:01	44.035	13.06
13/06/21	14:15:02	44.035	13.06
13/06/21	14:15:03	44.035	13.06
13/06/21	14:15:04	44.035	13.06
13/06/21	14:15:05	44.035	13.06
13/06/21	14:15:06	44.035	13.06
13/06/21	14:15:07	44.035	13.06
13/06/21	14:15:08	44.035	13.06
13/06/21	14:15:09	44.035	13.06
13/06/21	14:15:10	44.035	13.06
13/06/21	14:15:11	44.035	13.06
13/06/21	14:15:12	44.035	13.06
13/06/21	14:15:13	44.035	13.06
13/06/21	14:15:14	44.035	13.06
13/06/21	14:15:15	44.035	13.06
13/06/21	14:15:16	44.035	13.06
13/06/21	14:15:17	44.035	13.06
13/06/21	14:15:18	44.035	13.06
13/06/21	14:15:19	44.035	13.06
13/06/21	14:15:20	44.035	13.06
13/06/21	14:15:21	44.035	13.06
13/06/21	14:15:22	44.035	13.06
13/06/21	14:15:23	44.035	13.06
13/06/21	14:15:24	44.035	13.06
13/06/21	14:15:25	44.035	13.06
13/06/21	14:15:26	44.035	13.06
13/06/21	14:15:27	44.035	13.06
13/06/21	14:15:28	44.035	13.06
13/06/21	14:15:29	44.035	13.06
13/06/21	14:15:30	44.035	13.06
13/06/21	14:15:31	44.035	13.06

13/06/21	14:15:32	44.035	13.06
13/06/21	14:15:33	44.035	13.06
13/06/21	14:15:34	44.035	13.06
13/06/21	14:15:35	44.035	13.06
13/06/21	14:15:36	44.035	13.06
13/06/21	14:15:37	44.035	13.06
13/06/21	14:15:38	44.035	13.06
13/06/21	14:15:39	44.035	13.06
13/06/21	14:15:40	44.035	13.06
13/06/21	14:15:41	44.035	13.06
13/06/21	14:15:42	44.035	13.06
13/06/21	14:15:43	44.035	13.06
13/06/21	14:15:44	44.035	13.06
13/06/21	14:15:45	44.035	13.06
13/06/21	14:15:46	44.035	13.06
13/06/21	14:15:47	44.035	13.06
13/06/21	14:15:48	44.035	13.06
13/06/21	14:15:49	44.035	13.06
13/06/21	14:15:50	44.035	13.06
13/06/21	14:15:51	44.035	13.06
13/06/21	14:15:52	44.035	13.06
13/06/21	14:15:53	44.035	13.06
13/06/21	14:15:54	44.035	13.06
13/06/21	14:15:55	44.035	13.06
13/06/21	14:15:56	44.035	13.06
13/06/21	14:15:57	44.035	13.06
13/06/21	14:15:58	44.035	13.06
13/06/21	14:15:59	44.035	13.06
13/06/21	14:16:00	44.035	13.06
13/06/21	14:16:01	44.035	13.06
13/06/21	14:16:02	44.052	13.06
13/06/21	14:16:03	44.035	13.06
13/06/21	14:16:04	44.035	13.06
13/06/21	14:16:05	44.035	13.06
13/06/21	14:16:06	44.035	13.06
13/06/21	14:16:07	44.035	13.06
13/06/21	14:16:08	44.035	13.06
13/06/21	14:16:09	44.035	13.06
13/06/21	14:16:10	44.035	13.06
13/06/21	14:16:11	44.035	13.06
13/06/21	14:16:12	44.035	13.06
13/06/21	14:16:13	44.035	13.06
13/06/21	14:16:14	44.035	13.06
13/06/21	14:16:15	44.035	13.06
13/06/21	14:16:16	44.035	13.06
13/06/21	14:16:17	44.035	13.06
13/06/21	14:16:18	44.035	13.06
13/06/21	14:16:19	44.035	13.06
13/06/21	14:16:20	44.035	13.06
13/06/21	14:16:21	44.035	13.06
13/06/21	14:16:22	44.035	13.06
13/06/21	14:16:23	44.035	13.06
13/06/21	14:16:24	44.052	13.06
13/06/21	14:16:25	44.035	13.06
13/06/21	14:16:26	44.035	13.06
13/06/21	14:16:27	44.035	13.06
13/06/21	14:16:28	44.035	13.06
13/06/21	14:16:29	44.052	13.06
13/06/21	14:16:30	44.035	13.06
13/06/21	14:16:31	44.035	13.06
13/06/21	14:16:32	44.035	13.06

13/06/21	14:16:33	44.052	13.06
13/06/21	14:16:34	44.035	13.06
13/06/21	14:16:35	44.035	13.06
13/06/21	14:16:36	44.035	13.06
13/06/21	14:16:37	44.035	13.06
13/06/21	14:16:38	44.052	13.06
13/06/21	14:16:39	44.035	13.06
13/06/21	14:16:40	44.052	13.06
13/06/21	14:16:41	44.035	13.06
13/06/21	14:16:42	44.035	13.06
13/06/21	14:16:43	44.035	13.06
13/06/21	14:16:44	44.035	13.06
13/06/21	14:16:45	44.035	13.06
13/06/21	14:16:46	44.052	13.06
13/06/21	14:16:47	44.035	13.06
13/06/21	14:16:48	44.035	13.06
13/06/21	14:16:49	44.035	13.06
13/06/21	14:16:50	44.035	13.06
13/06/21	14:16:51	44.035	13.06
13/06/21	14:16:52	44.052	13.06
13/06/21	14:16:53	44.035	13.06
13/06/21	14:16:54	44.052	13.06
13/06/21	14:16:55	44.052	13.06
13/06/21	14:16:56	44.035	13.06
13/06/21	14:16:57	44.035	13.06
13/06/21	14:16:58	44.035	13.06
13/06/21	14:16:59	44.035	13.06
13/06/21	14:17:00	44.035	13.06
13/06/21	14:17:01	44.035	13.06
13/06/21	14:17:02	44.035	13.06
13/06/21	14:17:03	44.052	13.06
13/06/21	14:17:04	44.035	13.06
13/06/21	14:17:05	44.035	13.06
13/06/21	14:17:06	44.035	13.06
13/06/21	14:17:07	44.035	13.06
13/06/21	14:17:08	44.035	13.06
13/06/21	14:17:09	44.035	13.06
13/06/21	14:17:10	44.035	13.06
13/06/21	14:17:11	44.035	13.06
13/06/21	14:17:12	44.052	13.06
13/06/21	14:17:13	44.052	13.06
13/06/21	14:17:14	44.052	13.06
13/06/21	14:17:15	44.035	13.06
13/06/21	14:17:16	44.052	13.06
13/06/21	14:17:17	44.052	13.06
13/06/21	14:17:18	44.052	13.06
13/06/21	14:17:19	44.052	13.06
13/06/21	14:17:20	44.035	13.06
13/06/21	14:17:21	44.052	13.06
13/06/21	14:17:22	44.035	13.06
13/06/21	14:17:23	44.052	13.06
13/06/21	14:17:24	44.052	13.06
13/06/21	14:17:25	44.052	13.06
13/06/21	14:17:26	44.052	13.06
13/06/21	14:17:27	44.052	13.06
13/06/21	14:17:28	44.052	13.06
13/06/21	14:17:29	44.035	13.06
13/06/21	14:17:30	44.052	13.06
13/06/21	14:17:31	44.052	13.06
13/06/21	14:17:32	44.052	13.06
13/06/21	14:17:33	44.052	13.06

13/06/21	14:17:34	44.052	13.06
13/06/21	14:17:35	44.052	13.06
13/06/21	14:17:36	44.052	13.06
13/06/21	14:17:37	44.052	13.06
13/06/21	14:17:38	44.052	13.06
13/06/21	14:17:39	44.052	13.06
13/06/21	14:17:40	44.052	13.06
13/06/21	14:17:41	44.052	13.06
13/06/21	14:17:42	44.052	13.06
13/06/21	14:17:43	44.052	13.06
13/06/21	14:17:44	44.052	13.06
13/06/21	14:17:45	44.052	13.06
13/06/21	14:17:46	44.052	13.06
13/06/21	14:17:47	44.052	13.06
13/06/21	14:17:48	44.052	13.06
13/06/21	14:17:49	44.052	13.06
13/06/21	14:17:50	44.052	13.06
13/06/21	14:17:51	44.052	13.06
13/06/21	14:17:52	44.052	13.06
13/06/21	14:17:53	44.052	13.06
13/06/21	14:17:54	44.052	13.06
13/06/21	14:17:55	44.052	13.06
13/06/21	14:17:56	44.052	13.06
13/06/21	14:17:57	44.052	13.06
13/06/21	14:17:58	44.052	13.06
13/06/21	14:17:59	44.052	13.06
13/06/21	14:18:00	44.052	13.06
13/06/21	14:18:01	44.052	13.06
13/06/21	14:18:02	44.052	13.06
13/06/21	14:18:03	44.052	13.06
13/06/21	14:18:04	44.052	13.06
13/06/21	14:18:05	44.052	13.06
13/06/21	14:18:06	44.052	13.06
13/06/21	14:18:07	44.052	13.06
13/06/21	14:18:08	44.052	13.06
13/06/21	14:18:09	44.052	13.06
13/06/21	14:18:10	44.052	13.06
13/06/21	14:18:11	44.052	13.06
13/06/21	14:18:12	44.052	13.06
13/06/21	14:18:13	44.052	13.06
13/06/21	14:18:14	44.052	13.06
13/06/21	14:18:15	44.052	13.06
13/06/21	14:18:16	44.052	13.06
13/06/21	14:18:17	44.052	13.06
13/06/21	14:18:18	44.052	13.06
13/06/21	14:18:19	44.052	13.06
13/06/21	14:18:20	44.052	13.06
13/06/21	14:18:21	44.052	13.06
13/06/21	14:18:22	44.052	13.06
13/06/21	14:18:23	44.052	13.06
13/06/21	14:18:24	44.052	13.06
13/06/21	14:18:25	44.052	13.06
13/06/21	14:18:26	44.052	13.06
13/06/21	14:18:27	44.052	13.06
13/06/21	14:18:28	44.052	13.06
13/06/21	14:18:29	44.052	13.06
13/06/21	14:18:30	44.052	13.06
13/06/21	14:18:31	44.052	13.06
13/06/21	14:18:32	44.052	13.06
13/06/21	14:18:33	44.052	13.06
13/06/21	14:18:34	44.052	13.06

13/06/21	14:18:35	44.052	13.06
13/06/21	14:18:36	44.052	13.06
13/06/21	14:18:37	44.052	13.06
13/06/21	14:18:38	44.052	13.06
13/06/21	14:18:39	44.052	13.06
13/06/21	14:18:40	44.052	13.06
13/06/21	14:18:41	44.052	13.06
13/06/21	14:18:42	44.052	13.06
13/06/21	14:18:43	44.052	13.06
13/06/21	14:18:44	44.052	13.06
13/06/21	14:18:45	44.052	13.06
13/06/21	14:18:46	44.052	13.06
13/06/21	14:18:47	44.052	13.06
13/06/21	14:18:48	44.052	13.06
13/06/21	14:18:49	44.052	13.06
13/06/21	14:18:50	44.052	13.06
13/06/21	14:18:51	44.052	13.06
13/06/21	14:18:52	44.052	13.06
13/06/21	14:18:53	44.052	13.06
13/06/21	14:18:54	44.052	13.06
13/06/21	14:18:55	44.052	13.06
13/06/21	14:18:56	44.052	13.06
13/06/21	14:18:57	44.052	13.06
13/06/21	14:18:58	44.052	13.06
13/06/21	14:18:59	44.052	13.06
13/06/21	14:19:00	44.052	13.06
13/06/21	14:19:01	44.052	13.06
13/06/21	14:19:02	44.052	13.06
13/06/21	14:19:03	44.052	13.06
13/06/21	14:19:04	44.052	13.06
13/06/21	14:19:05	44.052	13.06
13/06/21	14:19:06	44.052	13.06
13/06/21	14:19:07	44.052	13.06
13/06/21	14:19:08	44.052	13.06
13/06/21	14:19:09	44.052	13.06
13/06/21	14:19:10	44.052	13.06
13/06/21	14:19:11	44.052	13.06
13/06/21	14:19:12	44.052	13.06
13/06/21	14:19:13	44.052	13.06
13/06/21	14:19:14	44.052	13.06
13/06/21	14:19:15	44.052	13.06
13/06/21	14:19:16	44.052	13.06
13/06/21	14:19:17	44.052	13.06
13/06/21	14:19:18	44.052	13.06
13/06/21	14:19:19	44.052	13.06
13/06/21	14:19:20	44.052	13.06
13/06/21	14:19:21	44.052	13.06
13/06/21	14:19:22	44.052	13.06
13/06/21	14:19:23	44.052	13.06
13/06/21	14:19:24	44.052	13.06
13/06/21	14:19:25	44.052	13.06
13/06/21	14:19:26	44.052	13.06
13/06/21	14:19:27	44.052	13.06
13/06/21	14:19:28	44.052	13.06
13/06/21	14:19:29	44.052	13.06
13/06/21	14:19:30	44.069	13.06
13/06/21	14:19:31	44.052	13.06
13/06/21	14:19:32	44.069	13.06
13/06/21	14:19:33	44.052	13.06
13/06/21	14:19:34	44.069	13.06
13/06/21	14:19:35	44.052	13.06

13/06/21	14:19:36	44.069	13.06
13/06/21	14:19:37	44.069	13.06
13/06/21	14:19:38	44.069	13.06
13/06/21	14:19:39	44.052	13.06
13/06/21	14:19:40	44.069	13.06
13/06/21	14:19:41	44.069	13.06
13/06/21	14:19:42	44.052	13.06
13/06/21	14:19:43	44.069	13.06
13/06/21	14:19:44	44.052	13.06
13/06/21	14:19:45	44.069	13.06
13/06/21	14:19:46	44.069	13.06
13/06/21	14:19:47	44.069	13.06
13/06/21	14:19:48	44.052	13.06
13/06/21	14:19:49	44.069	13.06
13/06/21	14:19:50	44.052	13.06
13/06/21	14:19:51	44.052	13.06
13/06/21	14:19:52	44.052	13.06
13/06/21	14:19:53	44.069	13.06
13/06/21	14:19:54	44.069	13.06
13/06/21	14:19:55	44.052	13.06
13/06/21	14:19:56	44.052	13.06
13/06/21	14:19:57	44.052	13.06
13/06/21	14:19:58	44.069	13.06
13/06/21	14:19:59	44.069	13.06
13/06/21	14:20:00	44.069	13.06
13/06/21	14:20:01	44.069	13.06
13/06/21	14:20:02	44.052	13.06
13/06/21	14:20:03	44.069	13.06
13/06/21	14:20:04	44.069	13.06
13/06/21	14:20:05	44.052	13.06
13/06/21	14:20:06	44.069	13.06
13/06/21	14:20:07	44.069	13.06
13/06/21	14:20:08	44.052	13.06
13/06/21	14:20:09	44.069	13.06
13/06/21	14:20:10	44.069	13.06
13/06/21	14:20:11	44.069	13.06
13/06/21	14:20:12	44.069	13.06
13/06/21	14:20:13	44.069	13.06
13/06/21	14:20:14	44.052	13.06
13/06/21	14:20:15	44.052	13.06
13/06/21	14:20:16	44.069	13.06
13/06/21	14:20:17	44.052	13.06
13/06/21	14:20:18	44.069	13.06
13/06/21	14:20:19	44.069	13.06
13/06/21	14:20:20	44.069	13.06
13/06/21	14:20:21	44.069	13.06
13/06/21	14:20:22	44.052	13.06
13/06/21	14:20:23	44.052	13.06
13/06/21	14:20:24	44.069	13.06
13/06/21	14:20:25	44.069	13.06
13/06/21	14:20:26	44.069	13.06
13/06/21	14:20:27	44.052	13.06
13/06/21	14:20:28	44.069	13.06
13/06/21	14:20:29	44.069	13.06
13/06/21	14:20:30	44.069	13.06
13/06/21	14:20:31	44.052	13.06
13/06/21	14:20:32	44.052	13.06
13/06/21	14:20:33	44.052	13.06
13/06/21	14:20:34	44.069	13.06
13/06/21	14:20:35	44.069	13.06
13/06/21	14:20:36	44.069	13.06

13/06/21	14:20:37	44.052	13.06
13/06/21	14:20:38	44.069	13.06
13/06/21	14:20:39	44.069	13.06
13/06/21	14:20:40	44.069	13.06
13/06/21	14:20:41	44.069	13.06
13/06/21	14:20:42	44.069	13.06
13/06/21	14:20:43	44.069	13.06
13/06/21	14:20:44	44.069	13.06
13/06/21	14:20:45	44.069	13.06
13/06/21	14:20:46	44.069	13.06
13/06/21	14:20:47	44.069	13.06
13/06/21	14:20:48	44.069	13.06
13/06/21	14:20:49	44.069	13.06
13/06/21	14:20:50	44.069	13.06
13/06/21	14:20:51	44.069	13.06
13/06/21	14:20:52	44.069	13.06
13/06/21	14:20:53	44.069	13.06
13/06/21	14:20:54	44.069	13.06
13/06/21	14:20:55	44.069	13.06
13/06/21	14:20:56	44.069	13.06
13/06/21	14:20:57	44.069	13.06
13/06/21	14:20:58	44.069	13.06
13/06/21	14:20:59	44.069	13.06
13/06/21	14:21:00	44.069	13.06
13/06/21	14:21:01	44.069	13.06
13/06/21	14:21:02	44.069	13.06
13/06/21	14:21:03	44.069	13.06
13/06/21	14:21:04	44.069	13.06
13/06/21	14:21:05	44.069	13.06
13/06/21	14:21:06	44.069	13.06
13/06/21	14:21:07	44.069	13.06
13/06/21	14:21:08	44.069	13.06
13/06/21	14:21:09	44.069	13.06
13/06/21	14:21:10	44.069	13.06
13/06/21	14:21:11	44.069	13.06
13/06/21	14:21:12	44.069	13.06
13/06/21	14:21:13	44.069	13.06
13/06/21	14:21:14	44.069	13.06
13/06/21	14:21:15	44.069	13.06
13/06/21	14:21:16	44.069	13.06
13/06/21	14:21:17	44.069	13.06
13/06/21	14:21:18	44.069	13.06
13/06/21	14:21:19	44.069	13.06
13/06/21	14:21:20	44.069	13.06
13/06/21	14:21:21	44.069	13.06
13/06/21	14:21:22	44.069	13.06
13/06/21	14:21:23	44.069	13.06
13/06/21	14:21:24	44.069	13.06
13/06/21	14:21:25	44.069	13.06
13/06/21	14:21:26	44.069	13.06
13/06/21	14:21:27	44.069	13.06
13/06/21	14:21:28	44.069	13.06
13/06/21	14:21:29	44.069	13.06
13/06/21	14:21:30	44.069	13.06
13/06/21	14:21:31	44.069	13.06
13/06/21	14:21:32	44.069	13.06
13/06/21	14:21:33	44.069	13.06
13/06/21	14:21:34	44.069	13.06
13/06/21	14:21:35	44.069	13.06
13/06/21	14:21:36	44.069	13.06
13/06/21	14:21:37	44.069	13.06

13/06/21	14:21:38	44.069	13.06
13/06/21	14:21:39	44.069	13.06
13/06/21	14:21:40	44.069	13.06
13/06/21	14:21:41	44.069	13.06
13/06/21	14:21:42	44.069	13.06
13/06/21	14:21:43	44.069	13.06
13/06/21	14:21:44	44.069	13.06
13/06/21	14:21:45	44.069	13.06
13/06/21	14:21:46	44.069	13.06
13/06/21	14:21:47	44.069	13.06
13/06/21	14:21:48	44.069	13.06
13/06/21	14:21:49	44.069	13.06
13/06/21	14:21:50	44.069	13.06
13/06/21	14:21:51	44.069	13.06
13/06/21	14:21:52	44.069	13.06
13/06/21	14:21:53	44.069	13.06
13/06/21	14:21:54	44.069	13.06
13/06/21	14:21:55	44.069	13.06
13/06/21	14:21:56	44.069	13.06
13/06/21	14:21:57	44.069	13.06
13/06/21	14:21:58	44.069	13.06
13/06/21	14:21:59	44.069	13.06
13/06/21	14:22:00	44.069	13.06
13/06/21	14:22:01	44.069	13.06
13/06/21	14:22:02	44.069	13.06
13/06/21	14:22:03	44.069	13.06
13/06/21	14:22:04	44.069	13.06
13/06/21	14:22:05	44.069	13.06
13/06/21	14:22:06	44.069	13.06
13/06/21	14:22:07	44.069	13.06
13/06/21	14:22:08	44.069	13.06
13/06/21	14:22:09	44.069	13.06
13/06/21	14:22:10	44.069	13.06
13/06/21	14:22:11	44.069	13.06
13/06/21	14:22:12	44.069	13.06
13/06/21	14:22:13	44.069	13.06
13/06/21	14:22:14	44.069	13.06
13/06/21	14:22:15	44.069	13.06
13/06/21	14:22:16	44.069	13.06
13/06/21	14:22:17	44.069	13.06
13/06/21	14:22:18	44.069	13.06
13/06/21	14:22:19	44.069	13.06
13/06/21	14:22:20	44.069	13.06
13/06/21	14:22:21	44.069	13.06
13/06/21	14:22:22	44.069	13.06
13/06/21	14:22:23	44.069	13.06
13/06/21	14:22:24	44.069	13.06
13/06/21	14:22:25	44.069	13.06
13/06/21	14:22:26	44.069	13.06
13/06/21	14:22:27	44.069	13.06
13/06/21	14:22:28	44.069	13.06
13/06/21	14:22:29	44.069	13.06
13/06/21	14:22:30	44.069	13.06
13/06/21	14:22:31	44.069	13.06
13/06/21	14:22:32	44.069	13.06
13/06/21	14:22:33	44.069	13.06
13/06/21	14:22:34	44.069	13.06
13/06/21	14:22:35	44.069	13.06
13/06/21	14:22:36	44.069	13.06
13/06/21	14:22:37	44.069	13.06
13/06/21	14:22:38	44.069	13.06

13/06/21	14:22:39	44.069	13.06
13/06/21	14:22:40	44.069	13.06
13/06/21	14:22:41	44.069	13.06
13/06/21	14:22:42	44.069	13.06
13/06/21	14:22:43	44.069	13.06
13/06/21	14:22:44	44.069	13.06
13/06/21	14:22:45	44.069	13.06
13/06/21	14:22:46	44.069	13.06
13/06/21	14:22:47	44.069	13.06
13/06/21	14:22:48	44.069	13.06
13/06/21	14:22:49	44.069	13.06
13/06/21	14:22:50	44.069	13.06
13/06/21	14:22:51	44.069	13.06
13/06/21	14:22:52	44.069	13.06
13/06/21	14:22:53	44.069	13.06
13/06/21	14:22:54	44.069	13.06
13/06/21	14:22:55	44.069	13.06
13/06/21	14:22:56	44.069	13.06
13/06/21	14:22:57	44.069	13.06
13/06/21	14:22:58	44.069	13.06
13/06/21	14:22:59	44.069	13.06
13/06/21	14:23:00	44.069	13.06
13/06/21	14:23:01	44.069	13.06
13/06/21	14:23:02	44.069	13.06
13/06/21	14:23:03	44.069	13.06
13/06/21	14:23:04	44.069	13.06
13/06/21	14:23:05	44.069	13.06
13/06/21	14:23:06	44.069	13.06
13/06/21	14:23:07	44.069	13.06
13/06/21	14:23:08	44.069	13.06
13/06/21	14:23:09	44.069	13.06
13/06/21	14:23:10	44.069	13.06
13/06/21	14:23:11	44.069	13.06
13/06/21	14:23:12	44.069	13.06
13/06/21	14:23:13	44.069	13.06
13/06/21	14:23:14	44.069	13.06
13/06/21	14:23:15	44.069	13.06
13/06/21	14:23:16	44.069	13.06
13/06/21	14:23:17	44.069	13.06
13/06/21	14:23:18	44.069	13.06
13/06/21	14:23:19	44.069	13.06
13/06/21	14:23:20	44.069	13.06
13/06/21	14:23:21	44.069	13.06
13/06/21	14:23:22	44.069	13.06
13/06/21	14:23:23	44.069	13.06
13/06/21	14:23:24	44.069	13.06
13/06/21	14:23:25	44.069	13.06
13/06/21	14:23:26	44.069	13.06
13/06/21	14:23:27	44.069	13.06
13/06/21	14:23:28	44.069	13.06
13/06/21	14:23:29	44.069	13.06
13/06/21	14:23:30	44.069	13.06
13/06/21	14:23:31	44.069	13.06
13/06/21	14:23:32	44.069	13.06
13/06/21	14:23:33	44.069	13.06
13/06/21	14:23:34	44.069	13.06
13/06/21	14:23:35	44.069	13.06
13/06/21	14:23:36	44.069	13.06
13/06/21	14:23:37	44.069	13.06
13/06/21	14:23:38	44.069	13.06
13/06/21	14:23:39	44.069	13.06

13/06/21	14:23:40	44.069	13.06
13/06/21	14:23:41	44.069	13.06
13/06/21	14:23:42	44.069	13.06
13/06/21	14:23:43	44.069	13.06
13/06/21	14:23:44	44.069	13.06
13/06/21	14:23:45	44.069	13.06
13/06/21	14:23:46	44.069	13.06
13/06/21	14:23:47	44.069	13.06
13/06/21	14:23:48	44.069	13.06
13/06/21	14:23:49	44.069	13.06
13/06/21	14:23:50	44.069	13.06
13/06/21	14:23:51	44.069	13.06
13/06/21	14:23:52	44.069	13.06
13/06/21	14:23:53	44.069	13.06
13/06/21	14:23:54	44.069	13.06
13/06/21	14:23:55	44.069	13.06
13/06/21	14:23:56	44.069	13.06
13/06/21	14:23:57	44.069	13.06
13/06/21	14:23:58	44.069	13.06
13/06/21	14:23:59	44.069	13.06
13/06/21	14:24:00	44.069	13.06
13/06/21	14:24:01	44.069	13.06
13/06/21	14:24:02	44.069	13.06
13/06/21	14:24:03	44.069	13.06
13/06/21	14:24:04	44.069	13.06
13/06/21	14:24:05	44.069	13.06
13/06/21	14:24:06	44.069	13.06
13/06/21	14:24:07	44.069	13.06
13/06/21	14:24:08	44.069	13.06
13/06/21	14:24:09	44.069	13.06
13/06/21	14:24:10	44.069	13.06
13/06/21	14:24:11	44.069	13.06
13/06/21	14:24:12	44.069	13.06
13/06/21	14:24:13	44.069	13.06
13/06/21	14:24:14	44.069	13.06
13/06/21	14:24:15	44.069	13.06
13/06/21	14:24:16	44.069	13.06
13/06/21	14:24:17	44.069	13.06
13/06/21	14:24:18	44.069	13.06
13/06/21	14:24:19	44.069	13.06
13/06/21	14:24:20	44.069	13.06
13/06/21	14:24:21	44.069	13.06
13/06/21	14:24:22	44.069	13.06
13/06/21	14:24:23	44.069	13.06
13/06/21	14:24:24	44.069	13.06
13/06/21	14:24:25	44.069	13.06
13/06/21	14:24:26	44.069	13.06
13/06/21	14:24:27	44.069	13.06
13/06/21	14:24:28	44.069	13.06
13/06/21	14:24:29	44.069	13.06
13/06/21	14:24:30	44.069	13.06
13/06/21	14:24:31	44.069	13.06
13/06/21	14:24:32	44.069	13.06
13/06/21	14:24:33	44.069	13.06
13/06/21	14:24:34	44.069	13.06
13/06/21	14:24:35	44.069	13.06
13/06/21	14:24:36	44.069	13.06
13/06/21	14:24:37	44.069	13.06
13/06/21	14:24:38	44.069	13.06
13/06/21	14:24:39	44.069	13.06
13/06/21	14:24:40	44.069	13.06

13/06/21	14:24:41	44.069	13.06
13/06/21	14:24:42	44.069	13.06
13/06/21	14:24:43	44.069	13.06
13/06/21	14:24:44	44.069	13.06
13/06/21	14:24:45	44.069	13.06
13/06/21	14:24:46	44.069	13.06
13/06/21	14:24:47	44.069	13.06
13/06/21	14:24:48	44.069	13.06
13/06/21	14:24:49	44.069	13.06
13/06/21	14:24:50	44.069	13.06
13/06/21	14:24:51	44.069	13.06
13/06/21	14:24:52	44.069	13.06
13/06/21	14:24:53	44.069	13.06
13/06/21	14:24:54	44.069	13.06
13/06/21	14:24:55	44.069	13.06
13/06/21	14:24:56	44.069	13.06
13/06/21	14:24:57	44.069	13.06
13/06/21	14:24:58	44.069	13.06
13/06/21	14:24:59	44.069	13.06
13/06/21	14:25:00	44.069	13.06
13/06/21	14:25:01	44.069	13.06
13/06/21	14:25:02	44.069	13.06
13/06/21	14:25:03	44.069	13.06
13/06/21	14:25:04	44.069	13.06
13/06/21	14:25:05	44.069	13.06
13/06/21	14:25:06	44.069	13.06
13/06/21	14:25:07	44.069	13.06
13/06/21	14:25:08	44.069	13.06
13/06/21	14:25:09	44.069	13.06
13/06/21	14:25:10	44.069	13.06
13/06/21	14:25:11	44.069	13.06
13/06/21	14:25:12	44.069	13.06
13/06/21	14:25:13	44.069	13.06
13/06/21	14:25:14	44.069	13.06
13/06/21	14:25:15	44.069	13.06
13/06/21	14:25:16	44.069	13.06
13/06/21	14:25:17	44.069	13.06
13/06/21	14:25:18	44.069	13.06
13/06/21	14:25:19	44.069	13.06
13/06/21	14:25:20	44.069	13.06
13/06/21	14:25:21	44.069	13.06
13/06/21	14:25:22	44.069	13.06
13/06/21	14:25:23	44.069	13.06
13/06/21	14:25:24	44.069	13.06
13/06/21	14:25:25	44.069	13.06
13/06/21	14:25:26	44.069	13.06
13/06/21	14:25:27	44.069	13.06
13/06/21	14:25:28	44.069	13.06
13/06/21	14:25:29	44.069	13.06
13/06/21	14:25:30	44.086	13.06
13/06/21	14:25:31	44.069	13.06
13/06/21	14:25:32	44.069	13.06
13/06/21	14:25:33	44.069	13.06
13/06/21	14:25:34	44.069	13.06
13/06/21	14:25:35	44.069	13.06
13/06/21	14:25:36	44.086	13.06
13/06/21	14:25:37	44.069	13.06
13/06/21	14:25:38	44.069	13.06
13/06/21	14:25:39	44.069	13.06
13/06/21	14:25:40	44.069	13.06
13/06/21	14:25:41	44.069	13.06

13/06/21	14:25:42	44.069	13.06
13/06/21	14:25:43	44.069	13.06
13/06/21	14:25:44	44.069	13.06
13/06/21	14:25:45	44.069	13.06
13/06/21	14:25:46	44.069	13.06
13/06/21	14:25:47	44.069	13.06
13/06/21	14:25:48	44.069	13.06
13/06/21	14:25:49	44.069	13.06
13/06/21	14:25:50	44.069	13.06
13/06/21	14:25:51	44.069	13.06
13/06/21	14:25:52	44.069	13.06
13/06/21	14:25:53	44.086	13.06
13/06/21	14:25:54	44.069	13.06
13/06/21	14:25:55	44.069	13.06
13/06/21	14:25:56	44.069	13.06
13/06/21	14:25:57	44.069	13.06
13/06/21	14:25:58	44.069	13.06
13/06/21	14:25:59	44.069	13.06
13/06/21	14:26:00	44.069	13.06
13/06/21	14:26:01	44.069	13.06
13/06/21	14:26:02	44.069	13.06
13/06/21	14:26:03	44.069	13.06
13/06/21	14:26:04	44.069	13.06
13/06/21	14:26:05	44.069	13.06
13/06/21	14:26:06	44.069	13.06
13/06/21	14:26:07	44.069	13.06
13/06/21	14:26:08	44.069	13.06
13/06/21	14:26:09	44.069	13.06
13/06/21	14:26:10	44.069	13.06
13/06/21	14:26:11	44.069	13.06
13/06/21	14:26:12	44.069	13.06
13/06/21	14:26:13	44.069	13.06
13/06/21	14:26:14	44.069	13.06
13/06/21	14:26:15	44.086	13.06
13/06/21	14:26:16	44.069	13.06
13/06/21	14:26:17	44.086	13.06
13/06/21	14:26:18	44.086	13.06
13/06/21	14:26:19	44.086	13.06
13/06/21	14:26:20	44.069	13.06
13/06/21	14:26:21	44.069	13.06
13/06/21	14:26:22	44.069	13.06
13/06/21	14:26:23	44.069	13.06
13/06/21	14:26:24	44.069	13.06
13/06/21	14:26:25	44.069	13.06
13/06/21	14:26:26	44.069	13.06
13/06/21	14:26:27	44.069	13.06
13/06/21	14:26:28	44.086	13.06
13/06/21	14:26:29	44.069	13.06
13/06/21	14:26:30	44.069	13.06
13/06/21	14:26:31	44.069	13.06
13/06/21	14:26:32	44.069	13.06
13/06/21	14:26:33	44.069	13.06
13/06/21	14:26:34	44.069	13.06
13/06/21	14:26:35	44.069	13.06
13/06/21	14:26:36	44.069	13.06
13/06/21	14:26:37	44.069	13.06
13/06/21	14:26:38	44.069	13.06
13/06/21	14:26:39	44.069	13.06
13/06/21	14:26:40	44.069	13.06
13/06/21	14:26:41	44.086	13.06
13/06/21	14:26:42	44.069	13.06

13/06/21	14:26:43	44.069	13.06
13/06/21	14:26:44	44.069	13.06
13/06/21	14:26:45	44.069	13.06
13/06/21	14:26:46	44.086	13.06
13/06/21	14:26:47	44.069	13.06
13/06/21	14:26:48	44.069	13.06
13/06/21	14:26:49	44.069	13.06
13/06/21	14:26:50	44.069	13.06
13/06/21	14:26:51	44.069	13.06
13/06/21	14:26:52	44.069	13.06
13/06/21	14:26:53	44.069	13.06
13/06/21	14:26:54	44.069	13.06
13/06/21	14:26:55	44.069	13.06
13/06/21	14:26:56	44.069	13.06
13/06/21	14:26:57	44.069	13.06
13/06/21	14:26:58	44.069	13.06
13/06/21	14:26:59	44.069	13.06
13/06/21	14:27:00	44.069	13.06
13/06/21	14:27:01	44.069	13.06
13/06/21	14:27:02	44.069	13.06
13/06/21	14:27:03	44.069	13.06
13/06/21	14:27:04	44.069	13.06
13/06/21	14:27:05	44.069	13.06
13/06/21	14:27:06	44.069	13.06
13/06/21	14:27:07	44.069	13.06
13/06/21	14:27:08	44.069	13.06
13/06/21	14:27:09	44.069	13.06
13/06/21	14:27:10	44.069	13.06
13/06/21	14:27:11	44.069	13.06
13/06/21	14:27:12	44.069	13.06
13/06/21	14:27:13	44.069	13.06
13/06/21	14:27:14	44.069	13.06
13/06/21	14:27:15	44.086	13.06
13/06/21	14:27:16	44.069	13.06
13/06/21	14:27:17	44.069	13.06
13/06/21	14:27:18	44.069	13.06
13/06/21	14:27:19	44.069	13.06
13/06/21	14:27:20	44.069	13.06
13/06/21	14:27:21	44.069	13.06
13/06/21	14:27:22	44.069	13.06
13/06/21	14:27:23	44.069	13.06
13/06/21	14:27:24	44.069	13.06
13/06/21	14:27:25	44.069	13.06
13/06/21	14:27:26	44.069	13.06
13/06/21	14:27:27	44.069	13.06
13/06/21	14:27:28	44.086	13.06
13/06/21	14:27:29	44.086	13.06
13/06/21	14:27:30	44.069	13.06
13/06/21	14:27:31	44.069	13.06
13/06/21	14:27:32	44.069	13.06
13/06/21	14:27:33	44.069	13.06
13/06/21	14:27:34	44.069	13.06
13/06/21	14:27:35	44.086	13.06
13/06/21	14:27:36	44.069	13.06
13/06/21	14:27:37	44.069	13.06
13/06/21	14:27:38	44.086	13.06
13/06/21	14:27:39	44.069	13.06
13/06/21	14:27:40	44.069	13.06
13/06/21	14:27:41	44.069	13.06
13/06/21	14:27:42	44.069	13.06
13/06/21	14:27:43	44.069	13.06

13/06/21	14:27:44	44.069	13.06
13/06/21	14:27:45	44.086	13.06
13/06/21	14:27:46	44.086	13.06
13/06/21	14:27:47	44.069	13.06
13/06/21	14:27:48	44.086	13.06
13/06/21	14:27:49	44.069	13.06
13/06/21	14:27:50	44.069	13.06
13/06/21	14:27:51	44.069	13.06
13/06/21	14:27:52	44.069	13.06
13/06/21	14:27:53	44.069	13.06
13/06/21	14:27:54	44.069	13.06
13/06/21	14:27:55	44.086	13.06
13/06/21	14:27:56	44.086	13.06
13/06/21	14:27:57	44.069	13.06
13/06/21	14:27:58	44.069	13.06
13/06/21	14:27:59	44.069	13.06
13/06/21	14:28:00	44.069	13.06
13/06/21	14:28:01	44.069	13.06
13/06/21	14:28:02	44.086	13.06
13/06/21	14:28:03	44.069	13.06
13/06/21	14:28:04	44.086	13.06
13/06/21	14:28:05	44.086	13.06
13/06/21	14:28:06	44.086	13.06
13/06/21	14:28:07	44.069	13.06
13/06/21	14:28:08	44.086	13.06
13/06/21	14:28:09	44.069	13.06
13/06/21	14:28:10	44.086	13.06
13/06/21	14:28:11	44.086	13.06
13/06/21	14:28:12	44.069	13.06
13/06/21	14:28:13	44.086	13.06
13/06/21	14:28:14	44.086	13.06
13/06/21	14:28:15	44.086	13.06
13/06/21	14:28:16	44.069	13.06
13/06/21	14:28:17	44.086	13.06
13/06/21	14:28:18	44.069	13.06
13/06/21	14:28:19	44.069	13.06
13/06/21	14:28:20	44.069	13.06
13/06/21	14:28:21	44.069	13.06
13/06/21	14:28:22	44.069	13.06
13/06/21	14:28:23	44.086	13.06
13/06/21	14:28:24	44.086	13.06
13/06/21	14:28:25	44.086	13.06
13/06/21	14:28:26	44.086	13.06
13/06/21	14:28:27	44.086	13.06
13/06/21	14:28:28	44.069	13.06
13/06/21	14:28:29	44.069	13.06
13/06/21	14:28:30	44.069	13.06
13/06/21	14:28:31	44.069	13.06
13/06/21	14:28:32	44.086	13.06
13/06/21	14:28:33	44.069	13.06
13/06/21	14:28:34	44.069	13.06
13/06/21	14:28:35	44.086	13.06
13/06/21	14:28:36	44.086	13.06
13/06/21	14:28:37	44.069	13.06
13/06/21	14:28:38	44.069	13.06
13/06/21	14:28:39	44.086	13.06
13/06/21	14:28:40	44.069	13.06
13/06/21	14:28:41	44.069	13.06
13/06/21	14:28:42	44.086	13.06
13/06/21	14:28:43	44.086	13.06
13/06/21	14:28:44	44.086	13.06

13/06/21	14:28:45	44.069	13.06
13/06/21	14:28:46	44.086	13.06
13/06/21	14:28:47	44.086	13.06
13/06/21	14:28:48	44.086	13.06
13/06/21	14:28:49	44.086	13.06
13/06/21	14:28:50	44.086	13.06
13/06/21	14:28:51	44.086	13.06
13/06/21	14:28:52	44.086	13.06
13/06/21	14:28:53	44.086	13.06
13/06/21	14:28:54	44.086	13.06
13/06/21	14:28:55	44.069	13.06
13/06/21	14:28:56	44.086	13.06
13/06/21	14:28:57	44.086	13.06
13/06/21	14:28:58	44.086	13.06
13/06/21	14:28:59	44.086	13.06
13/06/21	14:29:00	44.086	13.06
13/06/21	14:29:01	44.086	13.06
13/06/21	14:29:02	44.086	13.06
13/06/21	14:29:03	44.086	13.06
13/06/21	14:29:04	44.086	13.06
13/06/21	14:29:05	44.069	13.06
13/06/21	14:29:06	44.086	13.06
13/06/21	14:29:07	44.086	13.06
13/06/21	14:29:08	44.086	13.06
13/06/21	14:29:09	44.086	13.06
13/06/21	14:29:10	44.086	13.06
13/06/21	14:29:11	44.086	13.06
13/06/21	14:29:12	44.069	13.06
13/06/21	14:29:13	44.086	13.06
13/06/21	14:29:14	44.086	13.06
13/06/21	14:29:15	44.069	13.06
13/06/21	14:29:16	44.069	13.06
13/06/21	14:29:17	44.086	13.06
13/06/21	14:29:18	44.069	13.06
13/06/21	14:29:19	44.069	13.06
13/06/21	14:29:20	44.086	13.06
13/06/21	14:29:21	44.086	13.06
13/06/21	14:29:22	44.086	13.06
13/06/21	14:29:23	44.086	13.06
13/06/21	14:29:24	44.086	13.06
13/06/21	14:29:25	44.086	13.06
13/06/21	14:29:26	44.069	13.06
13/06/21	14:29:27	44.086	13.06
13/06/21	14:29:28	44.086	13.06
13/06/21	14:29:29	44.086	13.06
13/06/21	14:29:30	44.069	13.06
13/06/21	14:29:31	44.069	13.06
13/06/21	14:29:32	44.086	13.06
13/06/21	14:29:33	44.069	13.06
13/06/21	14:29:34	44.069	13.06
13/06/21	14:29:35	44.086	13.06
13/06/21	14:29:36	44.086	13.06
13/06/21	14:29:37	44.086	13.06
13/06/21	14:29:38	44.086	13.06
13/06/21	14:29:39	44.086	13.06
13/06/21	14:29:40	44.086	13.06
13/06/21	14:29:41	44.086	13.06
13/06/21	14:29:42	44.086	13.06
13/06/21	14:29:43	44.086	13.06
13/06/21	14:29:44	44.069	13.06
13/06/21	14:29:45	44.086	13.06

13/06/21	14:29:46	44.086	13.06
13/06/21	14:29:47	44.086	13.06
13/06/21	14:29:48	44.086	13.06
13/06/21	14:29:49	44.086	13.06
13/06/21	14:29:50	44.086	13.06
13/06/21	14:29:51	44.086	13.06
13/06/21	14:29:52	44.086	13.06
13/06/21	14:29:53	44.069	13.06
13/06/21	14:29:54	44.086	13.06
13/06/21	14:29:55	44.086	13.06
13/06/21	14:29:56	44.086	13.06
13/06/21	14:29:57	44.086	13.06
13/06/21	14:29:58	44.086	13.06
13/06/21	14:29:59	44.086	13.06
13/06/21	14:30:00	44.086	13.06
13/06/21	14:30:01	44.086	13.06
13/06/21	14:30:02	44.086	13.06
13/06/21	14:30:03	44.086	13.06
13/06/21	14:30:04	44.086	13.06
13/06/21	14:30:05	44.086	13.06
13/06/21	14:30:06	44.086	13.06
13/06/21	14:30:07	44.086	13.06
13/06/21	14:30:08	44.086	13.06
13/06/21	14:30:09	44.086	13.06
13/06/21	14:30:10	44.086	13.06
13/06/21	14:30:11	44.086	13.06
13/06/21	14:30:12	44.086	13.06
13/06/21	14:30:13	44.086	13.06
13/06/21	14:30:14	44.086	13.06
13/06/21	14:30:15	44.086	13.06
13/06/21	14:30:16	44.086	13.06
13/06/21	14:30:17	44.086	13.06
13/06/21	14:30:18	44.086	13.06
13/06/21	14:30:19	44.086	13.06
13/06/21	14:30:20	44.086	13.06
13/06/21	14:30:21	44.086	13.06
13/06/21	14:30:22	44.086	13.06
13/06/21	14:30:23	44.086	13.06
13/06/21	14:30:24	44.086	13.06
13/06/21	14:30:25	44.086	13.06
13/06/21	14:30:26	44.086	13.06
13/06/21	14:30:27	44.086	13.06
13/06/21	14:30:28	44.086	13.06
13/06/21	14:30:29	44.086	13.06
13/06/21	14:30:30	44.086	13.06
13/06/21	14:30:31	44.086	13.06
13/06/21	14:30:32	44.086	13.06
13/06/21	14:30:33	44.086	13.06
13/06/21	14:30:34	44.086	13.06
13/06/21	14:30:35	44.086	13.06
13/06/21	14:30:36	44.086	13.06
13/06/21	14:30:37	44.086	13.06
13/06/21	14:30:38	44.069	13.06
13/06/21	14:30:39	44.086	13.06
13/06/21	14:30:40	44.086	13.06
13/06/21	14:30:41	44.086	13.06
13/06/21	14:30:42	44.086	13.06
13/06/21	14:30:43	44.086	13.06
13/06/21	14:30:44	44.086	13.06
13/06/21	14:30:45	44.086	13.06
13/06/21	14:30:46	44.086	13.06

13/06/21	14:30:47	44.069	13.06
13/06/21	14:30:48	44.086	13.06
13/06/21	14:30:49	44.086	13.06
13/06/21	14:30:50	44.086	13.06
13/06/21	14:30:51	44.086	13.06
13/06/21	14:30:52	44.086	13.06
13/06/21	14:30:53	44.086	13.06
13/06/21	14:30:54	44.086	13.06
13/06/21	14:30:55	44.086	13.06
13/06/21	14:30:56	44.086	13.06
13/06/21	14:30:57	44.086	13.06
13/06/21	14:30:58	44.086	13.06
13/06/21	14:30:59	44.086	13.06
13/06/21	14:31:00	44.086	13.06
13/06/21	14:31:01	44.086	13.06
13/06/21	14:31:02	44.069	13.06
13/06/21	14:31:03	44.086	13.06
13/06/21	14:31:04	44.086	13.06
13/06/21	14:31:05	44.086	13.06
13/06/21	14:31:06	44.086	13.06
13/06/21	14:31:07	44.086	13.06
13/06/21	14:31:08	44.086	13.06
13/06/21	14:31:09	44.086	13.06
13/06/21	14:31:10	44.086	13.06
13/06/21	14:31:11	44.086	13.06
13/06/21	14:31:12	44.086	13.06
13/06/21	14:31:13	44.086	13.06
13/06/21	14:31:14	44.086	13.06
13/06/21	14:31:15	44.086	13.06
13/06/21	14:31:16	44.086	13.06
13/06/21	14:31:17	44.086	13.06
13/06/21	14:31:18	44.086	13.06
13/06/21	14:31:19	44.086	13.06
13/06/21	14:31:20	44.086	13.06
13/06/21	14:31:21	44.086	13.06
13/06/21	14:31:22	44.086	13.06
13/06/21	14:31:23	44.086	13.06
13/06/21	14:31:24	44.086	13.06
13/06/21	14:31:25	44.086	13.06
13/06/21	14:31:26	44.086	13.06
13/06/21	14:31:27	44.086	13.06
13/06/21	14:31:28	44.086	13.06
13/06/21	14:31:29	44.086	13.06
13/06/21	14:31:30	44.086	13.06
13/06/21	14:31:31	44.086	13.06
13/06/21	14:31:32	44.086	13.06
13/06/21	14:31:33	44.086	13.06
13/06/21	14:31:34	44.086	13.06
13/06/21	14:31:35	44.086	13.06
13/06/21	14:31:36	44.086	13.06
13/06/21	14:31:37	44.086	13.06
13/06/21	14:31:38	44.086	13.06
13/06/21	14:31:39	44.086	13.06
13/06/21	14:31:40	44.086	13.06
13/06/21	14:31:41	44.086	13.06
13/06/21	14:31:42	44.086	13.06
13/06/21	14:31:43	44.086	13.06
13/06/21	14:31:44	44.086	13.06
13/06/21	14:31:45	44.086	13.06
13/06/21	14:31:46	44.086	13.06
13/06/21	14:31:47	44.086	13.06

13/06/21	14:31:48	44.086	13.06
13/06/21	14:31:49	44.086	13.06
13/06/21	14:31:50	44.086	13.06
13/06/21	14:31:51	44.086	13.06
13/06/21	14:31:52	44.086	13.06
13/06/21	14:31:53	44.086	13.06
13/06/21	14:31:54	44.086	13.06
13/06/21	14:31:55	44.086	13.06
13/06/21	14:31:56	44.086	13.06
13/06/21	14:31:57	44.086	13.06
13/06/21	14:31:58	44.086	13.06
13/06/21	14:31:59	44.086	13.06
13/06/21	14:32:00	44.086	13.06
13/06/21	14:32:01	44.086	13.06
13/06/21	14:32:02	44.086	13.06
13/06/21	14:32:03	44.086	13.06
13/06/21	14:32:04	44.086	13.06
13/06/21	14:32:05	44.086	13.06
13/06/21	14:32:06	44.086	13.06
13/06/21	14:32:07	44.086	13.06
13/06/21	14:32:08	44.086	13.06
13/06/21	14:32:09	44.086	13.06
13/06/21	14:32:10	44.086	13.06
13/06/21	14:32:11	44.086	13.06
13/06/21	14:32:12	44.086	13.06
13/06/21	14:32:13	44.086	13.06
13/06/21	14:32:14	44.086	13.06
13/06/21	14:32:15	44.086	13.06
13/06/21	14:32:16	44.086	13.06
13/06/21	14:32:17	44.086	13.06
13/06/21	14:32:18	44.086	13.06
13/06/21	14:32:19	44.086	13.06
13/06/21	14:32:20	44.086	13.06
13/06/21	14:32:21	44.086	13.06
13/06/21	14:32:22	44.086	13.06
13/06/21	14:32:23	44.086	13.06
13/06/21	14:32:24	44.086	13.06
13/06/21	14:32:25	44.086	13.06
13/06/21	14:32:26	44.086	13.06
13/06/21	14:32:27	44.086	13.06
13/06/21	14:32:28	44.086	13.06
13/06/21	14:32:29	44.086	13.06
13/06/21	14:32:30	44.086	13.06
13/06/21	14:32:31	44.086	13.06
13/06/21	14:32:32	44.086	13.06
13/06/21	14:32:33	44.086	13.06
13/06/21	14:32:34	44.086	13.06
13/06/21	14:32:35	44.086	13.06
13/06/21	14:32:36	44.086	13.06
13/06/21	14:32:37	44.086	13.06
13/06/21	14:32:38	44.086	13.06
13/06/21	14:32:39	44.086	13.06
13/06/21	14:32:40	44.086	13.06
13/06/21	14:32:41	44.086	13.06
13/06/21	14:32:42	44.086	13.06
13/06/21	14:32:43	44.086	13.06
13/06/21	14:32:44	44.086	13.06
13/06/21	14:32:45	44.086	13.06
13/06/21	14:32:46	44.086	13.06
13/06/21	14:32:47	44.086	13.06
13/06/21	14:32:48	44.086	13.06

13/06/21	14:32:49	44.086	13.06
13/06/21	14:32:50	44.086	13.06
13/06/21	14:32:51	44.086	13.06
13/06/21	14:32:52	44.086	13.06
13/06/21	14:32:53	44.086	13.06
13/06/21	14:32:54	44.086	13.06
13/06/21	14:32:55	44.086	13.06
13/06/21	14:32:56	44.086	13.06
13/06/21	14:32:57	44.086	13.06
13/06/21	14:32:58	44.086	13.06
13/06/21	14:32:59	44.086	13.06
13/06/21	14:33:00	44.086	13.06
13/06/21	14:33:01	44.086	13.06
13/06/21	14:33:02	44.086	13.06
13/06/21	14:33:03	44.086	13.06
13/06/21	14:33:04	44.086	13.06
13/06/21	14:33:05	44.086	13.06
13/06/21	14:33:06	44.086	13.06
13/06/21	14:33:07	44.086	13.06
13/06/21	14:33:08	44.086	13.06
13/06/21	14:33:09	44.086	13.06
13/06/21	14:33:10	44.086	13.06
13/06/21	14:33:11	44.086	13.06
13/06/21	14:33:12	44.086	13.06
13/06/21	14:33:13	44.086	13.06
13/06/21	14:33:14	44.086	13.06
13/06/21	14:33:15	44.086	13.06
13/06/21	14:33:16	44.086	13.06
13/06/21	14:33:17	44.086	13.06
13/06/21	14:33:18	44.086	13.06
13/06/21	14:33:19	44.086	13.06
13/06/21	14:33:20	44.086	13.06
13/06/21	14:33:21	44.086	13.06
13/06/21	14:33:22	44.086	13.06
13/06/21	14:33:23	44.086	13.06
13/06/21	14:33:24	44.086	13.06
13/06/21	14:33:25	44.086	13.06
13/06/21	14:33:26	44.086	13.06
13/06/21	14:33:27	44.086	13.06
13/06/21	14:33:28	44.086	13.06
13/06/21	14:33:29	44.086	13.06
13/06/21	14:33:30	44.086	13.06
13/06/21	14:33:31	44.086	13.06
13/06/21	14:33:32	44.086	13.06
13/06/21	14:33:33	44.086	13.06
13/06/21	14:33:34	44.086	13.06
13/06/21	14:33:35	44.086	13.06
13/06/21	14:33:36	44.086	13.06
13/06/21	14:33:37	44.086	13.06
13/06/21	14:33:38	44.086	13.06
13/06/21	14:33:39	44.086	13.06
13/06/21	14:33:40	44.086	13.06
13/06/21	14:33:41	44.086	13.06
13/06/21	14:33:42	44.086	13.06
13/06/21	14:33:43	44.086	13.06
13/06/21	14:33:44	44.086	13.06
13/06/21	14:33:45	44.086	13.06
13/06/21	14:33:46	44.086	13.06
13/06/21	14:33:47	44.086	13.06
13/06/21	14:33:48	44.086	13.06
13/06/21	14:33:49	44.086	13.06

13/06/21	14:33:50	44.086	13.06
13/06/21	14:33:51	44.086	13.06
13/06/21	14:33:52	44.086	13.06
13/06/21	14:33:53	44.086	13.06
13/06/21	14:33:54	44.086	13.06
13/06/21	14:33:55	44.086	13.06
13/06/21	14:33:56	44.086	13.06
13/06/21	14:33:57	44.086	13.06
13/06/21	14:33:58	44.086	13.06
13/06/21	14:33:59	44.086	13.06
13/06/21	14:34:00	44.086	13.06
13/06/21	14:34:01	44.086	13.06
13/06/21	14:34:02	44.086	13.06
13/06/21	14:34:03	44.086	13.06
13/06/21	14:34:04	44.086	13.06
13/06/21	14:34:05	44.086	13.06
13/06/21	14:34:06	44.086	13.06
13/06/21	14:34:07	44.086	13.06
13/06/21	14:34:08	44.086	13.06
13/06/21	14:34:09	44.086	13.06
13/06/21	14:34:10	44.086	13.06
13/06/21	14:34:11	44.086	13.06
13/06/21	14:34:12	44.086	13.06
13/06/21	14:34:13	44.086	13.06
13/06/21	14:34:14	44.086	13.06
13/06/21	14:34:15	44.086	13.06
13/06/21	14:34:16	44.086	13.06
13/06/21	14:34:17	44.086	13.06
13/06/21	14:34:18	44.086	13.06
13/06/21	14:34:19	44.086	13.06
13/06/21	14:34:20	44.086	13.06
13/06/21	14:34:21	44.086	13.06
13/06/21	14:34:22	44.086	13.06
13/06/21	14:34:23	44.086	13.06
13/06/21	14:34:24	44.086	13.06
13/06/21	14:34:25	44.086	13.06
13/06/21	14:34:26	44.086	13.06
13/06/21	14:34:27	44.086	13.06
13/06/21	14:34:28	44.086	13.06
13/06/21	14:34:29	44.086	13.06
13/06/21	14:34:30	44.086	13.06
13/06/21	14:34:31	44.086	13.06
13/06/21	14:34:32	44.086	13.06
13/06/21	14:34:33	44.086	13.06
13/06/21	14:34:34	44.103	13.06
13/06/21	14:34:35	44.086	13.06
13/06/21	14:34:36	44.086	13.06
13/06/21	14:34:37	44.103	13.06
13/06/21	14:34:38	44.086	13.06
13/06/21	14:34:39	44.086	13.06
13/06/21	14:34:40	44.086	13.06
13/06/21	14:34:41	44.086	13.06
13/06/21	14:34:42	44.086	13.06
13/06/21	14:34:43	44.086	13.06
13/06/21	14:34:44	44.086	13.06
13/06/21	14:34:45	44.086	13.06
13/06/21	14:34:46	44.086	13.06
13/06/21	14:34:47	44.086	13.06
13/06/21	14:34:48	44.086	13.06
13/06/21	14:34:49	44.086	13.06
13/06/21	14:34:50	44.086	13.06

13/06/21	14:34:51	44.103	13.06
13/06/21	14:34:52	44.086	13.06
13/06/21	14:34:53	44.086	13.06
13/06/21	14:34:54	44.086	13.06
13/06/21	14:34:55	44.086	13.06
13/06/21	14:34:56	44.086	13.06
13/06/21	14:34:57	44.086	13.06
13/06/21	14:34:58	44.086	13.06
13/06/21	14:34:59	44.086	13.06
13/06/21	14:35:00	44.086	13.06
13/06/21	14:35:01	44.086	13.06
13/06/21	14:35:02	44.086	13.06
13/06/21	14:35:03	44.086	13.06
13/06/21	14:35:04	44.086	13.06
13/06/21	14:35:05	44.086	13.06
13/06/21	14:35:06	44.086	13.06
13/06/21	14:35:07	44.086	13.06
13/06/21	14:35:08	44.103	13.06
13/06/21	14:35:09	44.086	13.06
13/06/21	14:35:10	44.103	13.06
13/06/21	14:35:11	44.086	13.06
13/06/21	14:35:12	44.086	13.06
13/06/21	14:35:13	44.086	13.06
13/06/21	14:35:14	44.086	13.06
13/06/21	14:35:15	44.086	13.06
13/06/21	14:35:16	44.086	13.06
13/06/21	14:35:17	44.086	13.06
13/06/21	14:35:18	44.103	13.06
13/06/21	14:35:19	44.086	13.06
13/06/21	14:35:20	44.086	13.06
13/06/21	14:35:21	44.086	13.06
13/06/21	14:35:22	44.086	13.06
13/06/21	14:35:23	44.086	13.06
13/06/21	14:35:24	44.086	13.06
13/06/21	14:35:25	44.086	13.06
13/06/21	14:35:26	44.086	13.06
13/06/21	14:35:27	44.086	13.06
13/06/21	14:35:28	44.086	13.06
13/06/21	14:35:29	44.086	13.06
13/06/21	14:35:30	44.086	13.06
13/06/21	14:35:31	44.086	13.06
13/06/21	14:35:32	44.086	13.06
13/06/21	14:35:33	44.086	13.06
13/06/21	14:35:34	44.086	13.06
13/06/21	14:35:35	44.103	13.06
13/06/21	14:35:36	44.086	13.06
13/06/21	14:35:37	44.086	13.06
13/06/21	14:35:38	44.086	13.06
13/06/21	14:35:39	44.086	13.06
13/06/21	14:35:40	44.086	13.06
13/06/21	14:35:41	44.103	13.06
13/06/21	14:35:42	44.103	13.06
13/06/21	14:35:43	44.086	13.06
13/06/21	14:35:44	44.086	13.06
13/06/21	14:35:45	44.086	13.06
13/06/21	14:35:46	44.103	13.06
13/06/21	14:35:47	44.086	13.06
13/06/21	14:35:48	44.086	13.06
13/06/21	14:35:49	44.086	13.06
13/06/21	14:35:50	44.103	13.06
13/06/21	14:35:51	44.086	13.06

13/06/21	14:35:52	44.086	13.06
13/06/21	14:35:53	44.103	13.06
13/06/21	14:35:54	44.103	13.06
13/06/21	14:35:55	44.103	13.06
13/06/21	14:35:56	44.086	13.06
13/06/21	14:35:57	44.103	13.06
13/06/21	14:35:58	44.086	13.06
13/06/21	14:35:59	44.103	13.06
13/06/21	14:36:00	44.103	13.06
13/06/21	14:36:01	44.086	13.06
13/06/21	14:36:02	44.086	13.06
13/06/21	14:36:03	44.086	13.06
13/06/21	14:36:04	44.086	13.06
13/06/21	14:36:05	44.103	13.06
13/06/21	14:36:06	44.103	13.06
13/06/21	14:36:07	44.086	13.06
13/06/21	14:36:08	44.086	13.06
13/06/21	14:36:09	44.103	13.06
13/06/21	14:36:10	44.103	13.06
13/06/21	14:36:11	44.086	13.06
13/06/21	14:36:12	44.086	13.06
13/06/21	14:36:13	44.103	13.06
13/06/21	14:36:14	44.103	13.06
13/06/21	14:36:15	44.103	13.06
13/06/21	14:36:16	44.086	13.06
13/06/21	14:36:17	44.103	13.06
13/06/21	14:36:18	44.103	13.06
13/06/21	14:36:19	44.086	13.06
13/06/21	14:36:20	44.103	13.06
13/06/21	14:36:21	44.103	13.06
13/06/21	14:36:22	44.103	13.06
13/06/21	14:36:23	44.103	13.06
13/06/21	14:36:24	44.103	13.06
13/06/21	14:36:25	44.103	13.06
13/06/21	14:36:26	44.086	13.06
13/06/21	14:36:27	44.103	13.06
13/06/21	14:36:28	44.086	13.06
13/06/21	14:36:29	44.103	13.06
13/06/21	14:36:30	44.086	13.06
13/06/21	14:36:31	44.103	13.06
13/06/21	14:36:32	44.103	13.06
13/06/21	14:36:33	44.103	13.06
13/06/21	14:36:34	44.103	13.06
13/06/21	14:36:35	44.103	13.06
13/06/21	14:36:36	44.103	13.06
13/06/21	14:36:37	44.103	13.06
13/06/21	14:36:38	44.103	13.06
13/06/21	14:36:39	44.103	13.06
13/06/21	14:36:40	44.103	13.06
13/06/21	14:36:41	44.103	13.06
13/06/21	14:36:42	44.103	13.06
13/06/21	14:36:43	44.086	13.06
13/06/21	14:36:44	44.103	13.06
13/06/21	14:36:45	44.103	13.06
13/06/21	14:36:46	44.103	13.06
13/06/21	14:36:47	44.103	13.06
13/06/21	14:36:48	44.103	13.06
13/06/21	14:36:49	44.103	13.06
13/06/21	14:36:50	44.103	13.06
13/06/21	14:36:51	44.103	13.06
13/06/21	14:36:52	44.103	13.06

13/06/21	14:36:53	44.103	13.06
13/06/21	14:36:54	44.086	13.06
13/06/21	14:36:55	44.086	13.06
13/06/21	14:36:56	44.103	13.06
13/06/21	14:36:57	44.103	13.06
13/06/21	14:36:58	44.086	13.06
13/06/21	14:36:59	44.103	13.06
13/06/21	14:37:00	44.103	13.06
13/06/21	14:37:01	44.103	13.06
13/06/21	14:37:02	44.103	13.06
13/06/21	14:37:03	44.103	13.06
13/06/21	14:37:04	44.103	13.06
13/06/21	14:37:05	44.103	13.06
13/06/21	14:37:06	44.103	13.06
13/06/21	14:37:07	44.103	13.06
13/06/21	14:37:08	44.103	13.06
13/06/21	14:37:09	44.086	13.06
13/06/21	14:37:10	44.103	13.06
13/06/21	14:37:11	44.103	13.06
13/06/21	14:37:12	44.103	13.06
13/06/21	14:37:13	44.103	13.06
13/06/21	14:37:14	44.086	13.06
13/06/21	14:37:15	44.103	13.06
13/06/21	14:37:16	44.103	13.06
13/06/21	14:37:17	44.086	13.06
13/06/21	14:37:18	44.103	13.06
13/06/21	14:37:19	44.103	13.06
13/06/21	14:37:20	44.103	13.06
13/06/21	14:37:21	44.086	13.06
13/06/21	14:37:22	44.103	13.06
13/06/21	14:37:23	44.103	13.06
13/06/21	14:37:24	44.103	13.06
13/06/21	14:37:25	44.103	13.06
13/06/21	14:37:26	44.103	13.06
13/06/21	14:37:27	44.103	13.06
13/06/21	14:37:28	44.103	13.06
13/06/21	14:37:29	44.103	13.06
13/06/21	14:37:30	44.103	13.06
13/06/21	14:37:31	44.103	13.06
13/06/21	14:37:32	44.103	13.06
13/06/21	14:37:33	44.086	13.06
13/06/21	14:37:34	44.086	13.06
13/06/21	14:37:35	44.086	13.06
13/06/21	14:37:36	44.103	13.06
13/06/21	14:37:37	44.103	13.06
13/06/21	14:37:38	44.103	13.06
13/06/21	14:37:39	44.103	13.06
13/06/21	14:37:40	44.103	13.06
13/06/21	14:37:41	44.103	13.06
13/06/21	14:37:42	44.103	13.06
13/06/21	14:37:43	44.103	13.06
13/06/21	14:37:44	44.103	13.06
13/06/21	14:37:45	44.103	13.06
13/06/21	14:37:46	44.103	13.06
13/06/21	14:37:47	44.103	13.06
13/06/21	14:37:48	44.103	13.06
13/06/21	14:37:49	44.103	13.06
13/06/21	14:37:50	44.103	13.06
13/06/21	14:37:51	44.103	13.06
13/06/21	14:37:52	44.103	13.06
13/06/21	14:37:53	44.103	13.06

13/06/21	14:37:54	44.103	13.06
13/06/21	14:37:55	44.103	13.06
13/06/21	14:37:56	44.103	13.06
13/06/21	14:37:57	44.103	13.06
13/06/21	14:37:58	44.103	13.06
13/06/21	14:37:59	44.103	13.06
13/06/21	14:38:00	44.103	13.06
13/06/21	14:38:01	44.103	13.06
13/06/21	14:38:02	44.103	13.06
13/06/21	14:38:03	44.103	13.06
13/06/21	14:38:04	44.103	13.06
13/06/21	14:38:05	44.103	13.06
13/06/21	14:38:06	44.103	13.06
13/06/21	14:38:07	44.103	13.06
13/06/21	14:38:08	44.103	13.06
13/06/21	14:38:09	44.103	13.06
13/06/21	14:38:10	44.103	13.06
13/06/21	14:38:11	44.103	13.06
13/06/21	14:38:12	44.103	13.06
13/06/21	14:38:13	44.103	13.06
13/06/21	14:38:14	44.103	13.06
13/06/21	14:38:15	44.103	13.06
13/06/21	14:38:16	44.103	13.06
13/06/21	14:38:17	44.103	13.06
13/06/21	14:38:18	44.103	13.06
13/06/21	14:38:19	44.103	13.06
13/06/21	14:38:20	44.103	13.06
13/06/21	14:38:21	44.103	13.06
13/06/21	14:38:22	44.103	13.06
13/06/21	14:38:23	44.103	13.06
13/06/21	14:38:24	44.103	13.06
13/06/21	14:38:25	44.103	13.06
13/06/21	14:38:26	44.103	13.06
13/06/21	14:38:27	44.103	13.06
13/06/21	14:38:28	44.103	13.06
13/06/21	14:38:29	44.103	13.06
13/06/21	14:38:30	44.103	13.06
13/06/21	14:38:31	44.103	13.06
13/06/21	14:38:32	44.103	13.06
13/06/21	14:38:33	44.103	13.06
13/06/21	14:38:34	44.086	13.06
13/06/21	14:38:35	44.103	13.06
13/06/21	14:38:36	44.103	13.06
13/06/21	14:38:37	44.103	13.06
13/06/21	14:38:38	44.103	13.06
13/06/21	14:38:39	44.103	13.06
13/06/21	14:38:40	44.086	13.06
13/06/21	14:38:41	44.103	13.06
13/06/21	14:38:42	44.103	13.06
13/06/21	14:38:43	44.103	13.06
13/06/21	14:38:44	44.103	13.06
13/06/21	14:38:45	44.103	13.06
13/06/21	14:38:46	44.103	13.06
13/06/21	14:38:47	44.103	13.06
13/06/21	14:38:48	44.103	13.06
13/06/21	14:38:49	44.103	13.06
13/06/21	14:38:50	44.103	13.06
13/06/21	14:38:51	44.103	13.06
13/06/21	14:38:52	44.103	13.06
13/06/21	14:38:53	44.103	13.06
13/06/21	14:38:54	44.103	13.06

13/06/21	14:38:55	44.103	13.06
13/06/21	14:38:56	44.103	13.06
13/06/21	14:38:57	44.103	13.06
13/06/21	14:38:58	44.103	13.06
13/06/21	14:38:59	44.103	13.06
13/06/21	14:39:00	44.086	13.06
13/06/21	14:39:01	44.103	13.06
13/06/21	14:39:02	44.103	13.06
13/06/21	14:39:03	44.103	13.06
13/06/21	14:39:04	44.103	13.06
13/06/21	14:39:05	44.103	13.06
13/06/21	14:39:06	44.103	13.06
13/06/21	14:39:07	44.103	13.06
13/06/21	14:39:08	44.103	13.06
13/06/21	14:39:09	44.103	13.06
13/06/21	14:39:10	44.103	13.06
13/06/21	14:39:11	44.103	13.06
13/06/21	14:39:12	44.103	13.06
13/06/21	14:39:13	44.103	13.06
13/06/21	14:39:14	44.103	13.06
13/06/21	14:39:15	44.103	13.06
13/06/21	14:39:16	44.103	13.06
13/06/21	14:39:17	44.103	13.06
13/06/21	14:39:18	44.103	13.06
13/06/21	14:39:19	44.103	13.06
13/06/21	14:39:20	44.103	13.06
13/06/21	14:39:21	44.103	13.06
13/06/21	14:39:22	44.103	13.06
13/06/21	14:39:23	44.103	13.06
13/06/21	14:39:24	44.103	13.06
13/06/21	14:39:25	44.103	13.06
13/06/21	14:39:26	44.103	13.06
13/06/21	14:39:27	44.103	13.06
13/06/21	14:39:28	44.103	13.06
13/06/21	14:39:29	44.103	13.06
13/06/21	14:39:30	44.103	13.06
13/06/21	14:39:31	44.086	13.06
13/06/21	14:39:32	44.103	13.06
13/06/21	14:39:33	44.103	13.06
13/06/21	14:39:34	44.103	13.06
13/06/21	14:39:35	44.103	13.06
13/06/21	14:39:36	44.103	13.06
13/06/21	14:39:37	44.103	13.06
13/06/21	14:39:38	44.103	13.06
13/06/21	14:39:39	44.103	13.06
13/06/21	14:39:40	44.103	13.06
13/06/21	14:39:41	44.103	13.06
13/06/21	14:39:42	44.103	13.06
13/06/21	14:39:43	44.103	13.06
13/06/21	14:39:44	44.103	13.06
13/06/21	14:39:45	44.103	13.06
13/06/21	14:39:46	44.103	13.06
13/06/21	14:39:47	44.103	13.06
13/06/21	14:39:48	44.103	13.06
13/06/21	14:39:49	44.103	13.06
13/06/21	14:39:50	44.103	13.06
13/06/21	14:39:51	44.103	13.06
13/06/21	14:39:52	44.103	13.06
13/06/21	14:39:53	44.103	13.06
13/06/21	14:39:54	44.086	13.06
13/06/21	14:39:55	44.103	13.06

13/06/21	14:39:56	44.103	13.06
13/06/21	14:39:57	44.103	13.06
13/06/21	14:39:58	44.103	13.06
13/06/21	14:39:59	44.103	13.06
13/06/21	14:40:00	44.103	13.06
13/06/21	14:40:01	44.103	13.06
13/06/21	14:40:02	44.103	13.06
13/06/21	14:40:03	44.103	13.06
13/06/21	14:40:04	44.103	13.06
13/06/21	14:40:05	44.103	13.06
13/06/21	14:40:06	44.103	13.06
13/06/21	14:40:07	44.103	13.06
13/06/21	14:40:08	44.103	13.06
13/06/21	14:40:09	44.103	13.06
13/06/21	14:40:10	44.103	13.06
13/06/21	14:40:11	44.103	13.06
13/06/21	14:40:12	44.103	13.06
13/06/21	14:40:13	44.103	13.06
13/06/21	14:40:14	44.103	13.06
13/06/21	14:40:15	44.103	13.06
13/06/21	14:40:16	44.103	13.06
13/06/21	14:40:17	44.103	13.06
13/06/21	14:40:18	44.103	13.06
13/06/21	14:40:19	44.103	13.06
13/06/21	14:40:20	44.103	13.06
13/06/21	14:40:21	44.103	13.06
13/06/21	14:40:22	44.103	13.06
13/06/21	14:40:23	44.103	13.06
13/06/21	14:40:24	44.103	13.06
13/06/21	14:40:25	44.103	13.06
13/06/21	14:40:26	44.103	13.06
13/06/21	14:40:27	44.103	13.06
13/06/21	14:40:28	44.103	13.06
13/06/21	14:40:29	44.103	13.06
13/06/21	14:40:30	44.103	13.06
13/06/21	14:40:31	44.103	13.06
13/06/21	14:40:32	44.103	13.06
13/06/21	14:40:33	44.103	13.06
13/06/21	14:40:34	44.103	13.06
13/06/21	14:40:35	44.103	13.06
13/06/21	14:40:36	44.103	13.06
13/06/21	14:40:37	44.103	13.06
13/06/21	14:40:38	44.103	13.06
13/06/21	14:40:39	44.103	13.06
13/06/21	14:40:40	44.103	13.06
13/06/21	14:40:41	44.103	13.06
13/06/21	14:40:42	44.103	13.06
13/06/21	14:40:43	44.103	13.06
13/06/21	14:40:44	44.103	13.06
13/06/21	14:40:45	44.103	13.06
13/06/21	14:40:46	44.103	13.06
13/06/21	14:40:47	44.103	13.06
13/06/21	14:40:48	44.103	13.06
13/06/21	14:40:49	44.103	13.06
13/06/21	14:40:50	44.103	13.06
13/06/21	14:40:51	44.103	13.06
13/06/21	14:40:52	44.103	13.06
13/06/21	14:40:53	44.103	13.06
13/06/21	14:40:54	44.103	13.06
13/06/21	14:40:55	44.103	13.06
13/06/21	14:40:56	44.103	13.06

13/06/21	14:40:57	44.103	13.06
13/06/21	14:40:58	44.103	13.06
13/06/21	14:40:59	44.103	13.06
13/06/21	14:41:00	44.103	13.06
13/06/21	14:41:01	44.103	13.06
13/06/21	14:41:02	44.103	13.06
13/06/21	14:41:03	44.103	13.06
13/06/21	14:41:04	44.103	13.06
13/06/21	14:41:05	44.103	13.06
13/06/21	14:41:06	44.103	13.06
13/06/21	14:41:07	44.103	13.06
13/06/21	14:41:08	44.103	13.06
13/06/21	14:41:09	44.103	13.06
13/06/21	14:41:10	44.103	13.06
13/06/21	14:41:11	44.103	13.06
13/06/21	14:41:12	44.103	13.06
13/06/21	14:41:13	44.103	13.06
13/06/21	14:41:14	44.103	13.06
13/06/21	14:41:15	44.103	13.06
13/06/21	14:41:16	44.103	13.06
13/06/21	14:41:17	44.103	13.06
13/06/21	14:41:18	44.103	13.06
13/06/21	14:41:19	44.103	13.06
13/06/21	14:41:20	44.103	13.06
13/06/21	14:41:21	44.103	13.06
13/06/21	14:41:22	44.103	13.06
13/06/21	14:41:23	44.103	13.06
13/06/21	14:41:24	44.103	13.06
13/06/21	14:41:25	44.103	13.06
13/06/21	14:41:26	44.103	13.06
13/06/21	14:41:27	44.103	13.06
13/06/21	14:41:28	44.103	13.06
13/06/21	14:41:29	44.103	13.06
13/06/21	14:41:30	44.103	13.06
13/06/21	14:41:31	44.103	13.06
13/06/21	14:41:32	44.103	13.06
13/06/21	14:41:33	44.103	13.06
13/06/21	14:41:34	44.103	13.06
13/06/21	14:41:35	44.103	13.06
13/06/21	14:41:36	44.103	13.06
13/06/21	14:41:37	44.103	13.06
13/06/21	14:41:38	44.103	13.06
13/06/21	14:41:39	44.103	13.06
13/06/21	14:41:40	44.103	13.06
13/06/21	14:41:41	44.103	13.06
13/06/21	14:41:42	44.103	13.06
13/06/21	14:41:43	44.103	13.06
13/06/21	14:41:44	44.103	13.06
13/06/21	14:41:45	44.103	13.06
13/06/21	14:41:46	44.103	13.06
13/06/21	14:41:47	44.103	13.06
13/06/21	14:41:48	44.103	13.06
13/06/21	14:41:49	44.103	13.06
13/06/21	14:41:50	44.103	13.06
13/06/21	14:41:51	44.103	13.06
13/06/21	14:41:52	44.103	13.06
13/06/21	14:41:53	44.103	13.06
13/06/21	14:41:54	44.103	13.06
13/06/21	14:41:55	44.103	13.06
13/06/21	14:41:56	44.103	13.06
13/06/21	14:41:57	44.103	13.06

13/06/21	14:41:58	44.103	13.06
13/06/21	14:41:59	44.103	13.06
13/06/21	14:42:00	44.103	13.06
13/06/21	14:42:01	44.103	13.06
13/06/21	14:42:02	44.103	13.06
13/06/21	14:42:03	44.103	13.06
13/06/21	14:42:04	44.086	13.06
13/06/21	14:42:05	44.103	13.06
13/06/21	14:42:06	44.103	13.06
13/06/21	14:42:07	44.103	13.06
13/06/21	14:42:08	44.103	13.06
13/06/21	14:42:09	44.103	13.06
13/06/21	14:42:10	44.103	13.06
13/06/21	14:42:11	44.103	13.06
13/06/21	14:42:12	44.103	13.06
13/06/21	14:42:13	44.103	13.06
13/06/21	14:42:14	44.103	13.06
13/06/21	14:42:15	44.103	13.06
13/06/21	14:42:16	44.103	13.06
13/06/21	14:42:17	44.103	13.06
13/06/21	14:42:18	44.103	13.06
13/06/21	14:42:19	44.103	13.06
13/06/21	14:42:20	44.103	13.06
13/06/21	14:42:21	44.103	13.06
13/06/21	14:42:22	44.103	13.06
13/06/21	14:42:23	44.103	13.06
13/06/21	14:42:24	44.103	13.06
13/06/21	14:42:25	44.103	13.06
13/06/21	14:42:26	44.103	13.06
13/06/21	14:42:27	44.103	13.06
13/06/21	14:42:28	44.103	13.06
13/06/21	14:42:29	44.103	13.06
13/06/21	14:42:30	44.103	13.06
13/06/21	14:42:31	44.103	13.06
13/06/21	14:42:32	44.103	13.06
13/06/21	14:42:33	44.103	13.06
13/06/21	14:42:34	44.103	13.06
13/06/21	14:42:35	44.103	13.06
13/06/21	14:42:36	44.103	13.06
13/06/21	14:42:37	44.103	13.06
13/06/21	14:42:38	44.103	13.06
13/06/21	14:42:39	44.103	13.06
13/06/21	14:42:40	44.103	13.06
13/06/21	14:42:41	44.103	13.06
13/06/21	14:42:42	44.103	13.06
13/06/21	14:42:43	44.103	13.06
13/06/21	14:42:44	44.103	13.06
13/06/21	14:42:45	44.103	13.06
13/06/21	14:42:46	44.103	13.06
13/06/21	14:42:47	44.103	13.06
13/06/21	14:42:48	44.103	13.06
13/06/21	14:42:49	44.103	13.06
13/06/21	14:42:50	44.103	13.06
13/06/21	14:42:51	44.103	13.06
13/06/21	14:42:52	44.103	13.06
13/06/21	14:42:53	44.103	13.06
13/06/21	14:42:54	44.103	13.06
13/06/21	14:42:55	44.103	13.06
13/06/21	14:42:56	44.103	13.06
13/06/21	14:42:57	44.103	13.06
13/06/21	14:42:58	44.103	13.06

13/06/21	14:42:59	44.103	13.06
13/06/21	14:43:00	44.103	13.06
13/06/21	14:43:01	44.103	13.06
13/06/21	14:43:02	44.103	13.06
13/06/21	14:43:03	44.103	13.06
13/06/21	14:43:04	44.103	13.06
13/06/21	14:43:05	44.103	13.06
13/06/21	14:43:06	44.103	13.06
13/06/21	14:43:07	44.103	13.06
13/06/21	14:43:08	44.103	13.06
13/06/21	14:43:09	44.103	13.06
13/06/21	14:43:10	44.103	13.06
13/06/21	14:43:11	44.103	13.06
13/06/21	14:43:12	44.103	13.06
13/06/21	14:43:13	44.103	13.06
13/06/21	14:43:14	44.103	13.06
13/06/21	14:43:15	44.103	13.06
13/06/21	14:43:16	44.103	13.06
13/06/21	14:43:17	44.103	13.06
13/06/21	14:43:18	44.103	13.06
13/06/21	14:43:19	44.103	13.06
13/06/21	14:43:20	44.103	13.06
13/06/21	14:43:21	44.103	13.06
13/06/21	14:43:22	44.103	13.06
13/06/21	14:43:23	44.103	13.06
13/06/21	14:43:24	44.103	13.06
13/06/21	14:43:25	44.103	13.06
13/06/21	14:43:26	44.103	13.06
13/06/21	14:43:27	44.103	13.06
13/06/21	14:43:28	44.103	13.06
13/06/21	14:43:29	44.103	13.06
13/06/21	14:43:30	44.103	13.06
13/06/21	14:43:31	44.103	13.06
13/06/21	14:43:32	44.103	13.06
13/06/21	14:43:33	44.103	13.06
13/06/21	14:43:34	44.103	13.06
13/06/21	14:43:35	44.103	13.06
13/06/21	14:43:36	44.103	13.06
13/06/21	14:43:37	44.103	13.06
13/06/21	14:43:38	44.103	13.06
13/06/21	14:43:39	44.103	13.06
13/06/21	14:43:40	44.103	13.06
13/06/21	14:43:41	44.103	13.06
13/06/21	14:43:42	44.103	13.06
13/06/21	14:43:43	44.103	13.06
13/06/21	14:43:44	44.103	13.06
13/06/21	14:43:45	44.103	13.06
13/06/21	14:43:46	44.103	13.06
13/06/21	14:43:47	44.103	13.06
13/06/21	14:43:48	44.103	13.06
13/06/21	14:43:49	44.103	13.06
13/06/21	14:43:50	44.103	13.06
13/06/21	14:43:51	44.103	13.06
13/06/21	14:43:52	44.103	13.06
13/06/21	14:43:53	44.103	13.06
13/06/21	14:43:54	44.103	13.06
13/06/21	14:43:55	44.103	13.06
13/06/21	14:43:56	44.103	13.06
13/06/21	14:43:57	44.103	13.06
13/06/21	14:43:58	44.103	13.06
13/06/21	14:43:59	44.103	13.06

13/06/21	14:44:00	44.103	13.06
13/06/21	14:44:01	44.103	13.06
13/06/21	14:44:02	44.103	13.06
13/06/21	14:44:03	44.103	13.06
13/06/21	14:44:04	44.103	13.06
13/06/21	14:44:05	44.103	13.06
13/06/21	14:44:06	44.103	13.06
13/06/21	14:44:07	44.103	13.06
13/06/21	14:44:08	44.103	13.06
13/06/21	14:44:09	44.103	13.06
13/06/21	14:44:10	44.103	13.06
13/06/21	14:44:11	44.103	13.06
13/06/21	14:44:12	44.103	13.06
13/06/21	14:44:13	44.103	13.06
13/06/21	14:44:14	44.103	13.06
13/06/21	14:44:15	44.103	13.06
13/06/21	14:44:16	44.103	13.06
13/06/21	14:44:17	44.103	13.06
13/06/21	14:44:18	44.103	13.06
13/06/21	14:44:19	44.103	13.06
13/06/21	14:44:20	44.103	13.06
13/06/21	14:44:21	44.103	13.06
13/06/21	14:44:22	44.103	13.06
13/06/21	14:44:23	44.103	13.06
13/06/21	14:44:24	44.103	13.06
13/06/21	14:44:25	44.103	13.06
13/06/21	14:44:26	44.103	13.06
13/06/21	14:44:27	44.103	13.06
13/06/21	14:44:28	44.103	13.06
13/06/21	14:44:29	44.103	13.06
13/06/21	14:44:30	44.103	13.06
13/06/21	14:44:31	44.103	13.06
13/06/21	14:44:32	44.103	13.06
13/06/21	14:44:33	44.103	13.06
13/06/21	14:44:34	44.103	13.06
13/06/21	14:44:35	44.103	13.06
13/06/21	14:44:36	44.103	13.06
13/06/21	14:44:37	44.103	13.06
13/06/21	14:44:38	44.103	13.06
13/06/21	14:44:39	44.103	13.06
13/06/21	14:44:40	44.103	13.06
13/06/21	14:44:41	44.103	13.06
13/06/21	14:44:42	44.103	13.06
13/06/21	14:44:43	44.103	13.06
13/06/21	14:44:44	44.103	13.06
13/06/21	14:44:45	44.103	13.06
13/06/21	14:44:46	44.103	13.06
13/06/21	14:44:47	44.103	13.06
13/06/21	14:44:48	44.103	13.06
13/06/21	14:44:49	44.103	13.06
13/06/21	14:44:50	44.103	13.06
13/06/21	14:44:51	44.103	13.06
13/06/21	14:44:52	44.103	13.06
13/06/21	14:44:53	44.103	13.06
13/06/21	14:44:54	44.103	13.06
13/06/21	14:44:55	44.103	13.06
13/06/21	14:44:56	44.103	13.06
13/06/21	14:44:57	44.103	13.06
13/06/21	14:44:58	44.103	13.06
13/06/21	14:44:59	44.103	13.06
13/06/21	14:45:00	44.103	13.06

13/06/21	14:45:01	44.103	13.06
13/06/21	14:45:02	44.103	13.06
13/06/21	14:45:03	44.103	13.06
13/06/21	14:45:04	44.103	13.06
13/06/21	14:45:05	44.103	13.06
13/06/21	14:45:06	44.103	13.06
13/06/21	14:45:07	44.103	13.06
13/06/21	14:45:08	44.103	13.06
13/06/21	14:45:09	44.103	13.06
13/06/21	14:45:10	44.103	13.06
13/06/21	14:45:11	44.103	13.06
13/06/21	14:45:12	44.103	13.06
13/06/21	14:45:13	44.103	13.06
13/06/21	14:45:14	44.103	13.06
13/06/21	14:45:15	44.103	13.06
13/06/21	14:45:16	44.103	13.06
13/06/21	14:45:17	44.103	13.06
13/06/21	14:45:18	44.103	13.06
13/06/21	14:45:19	44.103	13.06
13/06/21	14:45:20	44.103	13.06
13/06/21	14:45:21	44.103	13.06
13/06/21	14:45:22	44.103	13.06
13/06/21	14:45:23	44.103	13.06
13/06/21	14:45:24	44.103	13.06
13/06/21	14:45:25	44.103	13.06
13/06/21	14:45:26	44.103	13.06
13/06/21	14:45:27	44.103	13.06
13/06/21	14:45:28	44.103	13.06
13/06/21	14:45:29	44.103	13.06
13/06/21	14:45:30	44.103	13.06
13/06/21	14:45:31	44.103	13.06
13/06/21	14:45:32	44.103	13.06
13/06/21	14:45:33	44.103	13.06
13/06/21	14:45:34	44.103	13.06
13/06/21	14:45:35	44.103	13.06
13/06/21	14:45:36	44.103	13.06
13/06/21	14:45:37	44.103	13.06
13/06/21	14:45:38	44.103	13.06
13/06/21	14:45:39	44.103	13.06
13/06/21	14:45:40	44.103	13.06
13/06/21	14:45:41	44.103	13.06
13/06/21	14:45:42	44.103	13.06
13/06/21	14:45:43	44.103	13.06
13/06/21	14:45:44	44.103	13.06
13/06/21	14:45:45	44.103	13.06
13/06/21	14:45:46	44.103	13.06
13/06/21	14:45:47	44.103	13.06
13/06/21	14:45:48	44.103	13.06
13/06/21	14:45:49	44.103	13.06
13/06/21	14:45:50	44.103	13.06
13/06/21	14:45:51	44.103	13.06
13/06/21	14:45:52	44.103	13.06
13/06/21	14:45:53	44.103	13.06
13/06/21	14:45:54	44.103	13.06
13/06/21	14:45:55	44.103	13.06
13/06/21	14:45:56	44.103	13.06
13/06/21	14:45:57	44.103	13.06
13/06/21	14:45:58	44.103	13.06
13/06/21	14:45:59	44.103	13.06
13/06/21	14:46:00	44.103	13.06
13/06/21	14:46:01	44.103	13.06

13/06/21	14:46:02	44.103	13.06
13/06/21	14:46:03	44.103	13.06
13/06/21	14:46:04	44.103	13.06
13/06/21	14:46:05	44.103	13.06
13/06/21	14:46:06	44.103	13.06
13/06/21	14:46:07	44.103	13.06
13/06/21	14:46:08	44.103	13.06
13/06/21	14:46:09	44.103	13.06
13/06/21	14:46:10	44.103	13.06
13/06/21	14:46:11	44.103	13.06
13/06/21	14:46:12	44.103	13.06
13/06/21	14:46:13	44.103	13.06
13/06/21	14:46:14	44.12	13.06
13/06/21	14:46:15	44.103	13.06
13/06/21	14:46:16	44.103	13.06
13/06/21	14:46:17	44.103	13.06
13/06/21	14:46:18	44.103	13.06
13/06/21	14:46:19	44.103	13.06
13/06/21	14:46:20	44.103	13.06
13/06/21	14:46:21	44.103	13.06
13/06/21	14:46:22	44.103	13.06
13/06/21	14:46:23	44.103	13.06
13/06/21	14:46:24	44.103	13.06
13/06/21	14:46:25	44.103	13.06
13/06/21	14:46:26	44.103	13.06
13/06/21	14:46:27	44.103	13.06
13/06/21	14:46:28	44.103	13.06
13/06/21	14:46:29	44.103	13.06
13/06/21	14:46:30	44.103	13.06
13/06/21	14:46:31	44.103	13.06
13/06/21	14:46:32	44.103	13.06
13/06/21	14:46:33	44.103	13.06
13/06/21	14:46:34	44.103	13.06
13/06/21	14:46:35	44.103	13.06
13/06/21	14:46:36	44.103	13.06
13/06/21	14:46:37	44.103	13.06
13/06/21	14:46:38	44.103	13.06
13/06/21	14:46:39	44.103	13.06
13/06/21	14:46:40	44.103	13.06
13/06/21	14:46:41	44.103	13.06
13/06/21	14:46:42	44.103	13.06
13/06/21	14:46:43	44.103	13.06
13/06/21	14:46:44	44.103	13.06
13/06/21	14:46:45	44.103	13.06
13/06/21	14:46:46	44.103	13.06
13/06/21	14:46:47	44.103	13.06
13/06/21	14:46:48	44.103	13.06
13/06/21	14:46:49	44.103	13.06
13/06/21	14:46:50	44.103	13.06
13/06/21	14:46:51	44.103	13.06
13/06/21	14:46:52	44.103	13.06
13/06/21	14:46:53	44.103	13.06
13/06/21	14:46:54	44.103	13.06
13/06/21	14:46:55	44.103	13.06
13/06/21	14:46:56	44.103	13.06
13/06/21	14:46:57	44.103	13.06
13/06/21	14:46:58	44.103	13.06
13/06/21	14:46:59	44.103	13.06
13/06/21	14:47:00	44.103	13.06
13/06/21	14:47:01	44.103	13.06
13/06/21	14:47:02	44.103	13.06

13/06/21	14:47:03	44.103	13.06
13/06/21	14:47:04	44.103	13.06
13/06/21	14:47:05	44.103	13.06
13/06/21	14:47:06	44.103	13.06
13/06/21	14:47:07	44.103	13.06
13/06/21	14:47:08	44.103	13.06
13/06/21	14:47:09	44.103	13.06
13/06/21	14:47:10	44.103	13.06
13/06/21	14:47:11	44.103	13.06
13/06/21	14:47:12	44.103	13.06
13/06/21	14:47:13	44.103	13.06
13/06/21	14:47:14	44.103	13.06
13/06/21	14:47:15	44.103	13.06
13/06/21	14:47:16	44.103	13.06
13/06/21	14:47:17	44.103	13.06
13/06/21	14:47:18	44.103	13.06
13/06/21	14:47:19	44.103	13.06
13/06/21	14:47:20	44.103	13.06
13/06/21	14:47:21	44.103	13.06
13/06/21	14:47:22	44.103	13.06
13/06/21	14:47:23	44.103	13.06
13/06/21	14:47:24	44.103	13.06
13/06/21	14:47:25	44.103	13.06
13/06/21	14:47:26	44.103	13.06
13/06/21	14:47:27	44.103	13.06
13/06/21	14:47:28	44.103	13.06
13/06/21	14:47:29	44.103	13.06
13/06/21	14:47:30	44.103	13.06
13/06/21	14:47:31	44.103	13.06
13/06/21	14:47:32	44.103	13.06
13/06/21	14:47:33	44.103	13.06
13/06/21	14:47:34	44.103	13.06
13/06/21	14:47:35	44.103	13.06
13/06/21	14:47:36	44.103	13.06
13/06/21	14:47:37	44.103	13.06
13/06/21	14:47:38	44.103	13.06
13/06/21	14:47:39	44.103	13.06
13/06/21	14:47:40	44.103	13.06
13/06/21	14:47:41	44.103	13.06
13/06/21	14:47:42	44.103	13.06
13/06/21	14:47:43	44.103	13.06
13/06/21	14:47:44	44.103	13.06
13/06/21	14:47:45	44.103	13.06
13/06/21	14:47:46	44.103	13.06
13/06/21	14:47:47	44.103	13.06
13/06/21	14:47:48	44.103	13.06
13/06/21	14:47:49	44.103	13.06
13/06/21	14:47:50	44.103	13.06
13/06/21	14:47:51	44.103	13.06
13/06/21	14:47:52	44.103	13.06
13/06/21	14:47:53	44.103	13.06
13/06/21	14:47:54	44.103	13.06
13/06/21	14:47:55	44.103	13.06
13/06/21	14:47:56	44.103	13.06
13/06/21	14:47:57	44.103	13.06
13/06/21	14:47:58	44.103	13.06
13/06/21	14:47:59	44.103	13.06
13/06/21	14:48:00	44.103	13.06
13/06/21	14:48:01	44.103	13.06
13/06/21	14:48:02	44.103	13.06
13/06/21	14:48:03	44.103	13.06

13/06/21	14:48:04	44.103	13.06
13/06/21	14:48:05	44.103	13.06
13/06/21	14:48:06	44.103	13.06
13/06/21	14:48:07	44.103	13.06
13/06/21	14:48:08	44.103	13.06
13/06/21	14:48:09	44.103	13.06
13/06/21	14:48:10	44.103	13.06
13/06/21	14:48:11	44.103	13.06
13/06/21	14:48:12	44.103	13.06
13/06/21	14:48:13	44.103	13.06
13/06/21	14:48:14	44.103	13.06
13/06/21	14:48:15	44.103	13.06
13/06/21	14:48:16	44.12	13.06
13/06/21	14:48:17	44.103	13.06
13/06/21	14:48:18	44.103	13.06
13/06/21	14:48:19	44.103	13.06
13/06/21	14:48:20	44.103	13.06
13/06/21	14:48:21	44.103	13.06
13/06/21	14:48:22	44.103	13.06
13/06/21	14:48:23	44.103	13.06
13/06/21	14:48:24	44.103	13.06
13/06/21	14:48:25	44.103	13.06
13/06/21	14:48:26	44.103	13.06
13/06/21	14:48:27	44.103	13.06
13/06/21	14:48:28	44.12	13.06
13/06/21	14:48:29	44.103	13.06
13/06/21	14:48:30	44.103	13.06
13/06/21	14:48:31	44.12	13.06
13/06/21	14:48:32	44.103	13.06
13/06/21	14:48:33	44.103	13.06
13/06/21	14:48:34	44.103	13.06
13/06/21	14:48:35	44.103	13.06
13/06/21	14:48:36	44.103	13.06
13/06/21	14:48:37	44.103	13.06
13/06/21	14:48:38	44.103	13.06
13/06/21	14:48:39	44.103	13.06
13/06/21	14:48:40	44.103	13.06
13/06/21	14:48:41	44.103	13.06
13/06/21	14:48:42	44.103	13.06
13/06/21	14:48:43	44.12	13.06
13/06/21	14:48:44	44.103	13.06
13/06/21	14:48:45	44.103	13.06
13/06/21	14:48:46	44.103	13.06
13/06/21	14:48:47	44.12	13.06
13/06/21	14:48:48	44.12	13.06
13/06/21	14:48:49	44.12	13.06
13/06/21	14:48:50	44.103	13.06
13/06/21	14:48:51	44.103	13.06
13/06/21	14:48:52	44.103	13.06
13/06/21	14:48:53	44.103	13.06
13/06/21	14:48:54	44.103	13.06
13/06/21	14:48:55	44.103	13.06
13/06/21	14:48:56	44.103	13.06
13/06/21	14:48:57	44.12	13.06
13/06/21	14:48:58	44.12	13.06
13/06/21	14:48:59	44.103	13.06
13/06/21	14:49:00	44.12	13.06
13/06/21	14:49:01	44.103	13.06
13/06/21	14:49:02	44.103	13.06
13/06/21	14:49:03	44.103	13.06
13/06/21	14:49:04	44.103	13.06

13/06/21	14:49:05	44.103	13.06
13/06/21	14:49:06	44.103	13.06
13/06/21	14:49:07	44.12	13.06
13/06/21	14:49:08	44.12	13.06
13/06/21	14:49:09	44.103	13.06
13/06/21	14:49:10	44.103	13.06
13/06/21	14:49:11	44.103	13.06
13/06/21	14:49:12	44.103	13.06
13/06/21	14:49:13	44.103	13.06
13/06/21	14:49:14	44.12	13.06
13/06/21	14:49:15	44.103	13.06
13/06/21	14:49:16	44.103	13.06
13/06/21	14:49:17	44.12	13.06
13/06/21	14:49:18	44.103	13.06
13/06/21	14:49:19	44.103	13.06
13/06/21	14:49:20	44.103	13.06
13/06/21	14:49:21	44.103	13.06
13/06/21	14:49:22	44.103	13.06
13/06/21	14:49:23	44.12	13.06
13/06/21	14:49:24	44.103	13.06
13/06/21	14:49:25	44.103	13.06
13/06/21	14:49:26	44.103	13.06
13/06/21	14:49:27	44.103	13.06
13/06/21	14:49:28	44.103	13.06
13/06/21	14:49:29	44.103	13.06
13/06/21	14:49:30	44.103	13.06
13/06/21	14:49:31	44.103	13.06
13/06/21	14:49:32	44.103	13.06
13/06/21	14:49:33	44.103	13.06
13/06/21	14:49:34	44.12	13.06
13/06/21	14:49:35	44.103	13.06
13/06/21	14:49:36	44.103	13.06
13/06/21	14:49:37	44.103	13.06
13/06/21	14:49:38	44.103	13.06
13/06/21	14:49:39	44.103	13.06
13/06/21	14:49:40	44.103	13.06
13/06/21	14:49:41	44.103	13.06
13/06/21	14:49:42	44.103	13.06
13/06/21	14:49:43	44.103	13.06
13/06/21	14:49:44	44.12	13.06
13/06/21	14:49:45	44.103	13.06
13/06/21	14:49:46	44.12	13.06
13/06/21	14:49:47	44.103	13.06
13/06/21	14:49:48	44.103	13.06
13/06/21	14:49:49	44.103	13.06
13/06/21	14:49:50	44.103	13.06
13/06/21	14:49:51	44.103	13.06
13/06/21	14:49:52	44.103	13.06
13/06/21	14:49:53	44.103	13.06
13/06/21	14:49:54	44.103	13.06
13/06/21	14:49:55	44.103	13.06
13/06/21	14:49:56	44.103	13.06
13/06/21	14:49:57	44.103	13.06
13/06/21	14:49:58	44.103	13.06
13/06/21	14:49:59	44.103	13.06
13/06/21	14:50:00	44.103	13.06
13/06/21	14:50:01	44.103	13.06
13/06/21	14:50:02	44.103	13.06
13/06/21	14:50:03	44.103	13.06
13/06/21	14:50:04	44.103	13.06
13/06/21	14:50:05	44.103	13.06

13/06/21	14:50:06	44.103	13.06
13/06/21	14:50:07	44.103	13.06
13/06/21	14:50:08	44.103	13.06
13/06/21	14:50:09	44.103	13.06
13/06/21	14:50:10	44.103	13.06
13/06/21	14:50:11	44.103	13.06
13/06/21	14:50:12	44.103	13.06
13/06/21	14:50:13	44.12	13.06
13/06/21	14:50:14	44.103	13.06
13/06/21	14:50:15	44.103	13.06
13/06/21	14:50:16	44.103	13.06
13/06/21	14:50:17	44.103	13.06
13/06/21	14:50:18	44.103	13.06
13/06/21	14:50:19	44.103	13.06
13/06/21	14:50:20	44.103	13.06
13/06/21	14:50:21	44.103	13.06
13/06/21	14:50:22	44.103	13.06
13/06/21	14:50:23	44.12	13.06
13/06/21	14:50:24	44.103	13.06
13/06/21	14:50:25	44.103	13.06
13/06/21	14:50:26	44.103	13.06
13/06/21	14:50:27	44.12	13.06
13/06/21	14:50:28	44.103	13.06
13/06/21	14:50:29	44.103	13.06
13/06/21	14:50:30	44.103	13.06
13/06/21	14:50:31	44.12	13.06
13/06/21	14:50:32	44.12	13.06
13/06/21	14:50:33	44.103	13.06
13/06/21	14:50:34	44.12	13.06
13/06/21	14:50:35	44.12	13.06
13/06/21	14:50:36	44.12	13.06
13/06/21	14:50:37	44.103	13.06
13/06/21	14:50:38	44.103	13.06
13/06/21	14:50:39	44.103	13.06
13/06/21	14:50:40	44.103	13.06
13/06/21	14:50:41	44.103	13.06
13/06/21	14:50:42	44.103	13.06
13/06/21	14:50:43	44.103	13.06
13/06/21	14:50:44	44.103	13.06
13/06/21	14:50:45	44.103	13.06
13/06/21	14:50:46	44.103	13.06
13/06/21	14:50:47	44.103	13.06
13/06/21	14:50:48	44.103	13.06
13/06/21	14:50:49	44.103	13.06
13/06/21	14:50:50	44.103	13.06
13/06/21	14:50:51	44.12	13.06
13/06/21	14:50:52	44.12	13.06
13/06/21	14:50:53	44.103	13.06
13/06/21	14:50:54	44.103	13.06
13/06/21	14:50:55	44.103	13.06
13/06/21	14:50:56	44.103	13.06
13/06/21	14:50:57	44.103	13.06
13/06/21	14:50:58	44.103	13.06
13/06/21	14:50:59	44.103	13.06
13/06/21	14:51:00	44.103	13.06
13/06/21	14:51:01	44.103	13.06
13/06/21	14:51:02	44.103	13.06
13/06/21	14:51:03	44.103	13.06
13/06/21	14:51:04	44.12	13.06
13/06/21	14:51:05	44.103	13.06
13/06/21	14:51:06	44.103	13.06

13/06/21	14:51:07	44.103	13.06
13/06/21	14:51:08	44.103	13.06
13/06/21	14:51:09	44.103	13.06
13/06/21	14:51:10	44.103	13.06
13/06/21	14:51:11	44.12	13.06
13/06/21	14:51:12	44.103	13.06
13/06/21	14:51:13	44.103	13.06
13/06/21	14:51:14	44.12	13.06
13/06/21	14:51:15	44.103	13.06
13/06/21	14:51:16	44.12	13.06
13/06/21	14:51:17	44.103	13.06
13/06/21	14:51:18	44.12	13.06
13/06/21	14:51:19	44.103	13.06
13/06/21	14:51:20	44.103	13.06
13/06/21	14:51:21	44.12	13.06
13/06/21	14:51:22	44.103	13.06
13/06/21	14:51:23	44.12	13.06
13/06/21	14:51:24	44.103	13.06
13/06/21	14:51:25	44.12	13.06
13/06/21	14:51:26	44.12	13.06
13/06/21	14:51:27	44.103	13.06
13/06/21	14:51:28	44.12	13.06
13/06/21	14:51:29	44.12	13.06
13/06/21	14:51:30	44.103	13.06
13/06/21	14:51:31	44.12	13.06
13/06/21	14:51:32	44.103	13.06
13/06/21	14:51:33	44.12	13.06
13/06/21	14:51:34	44.12	13.06
13/06/21	14:51:35	44.103	13.06
13/06/21	14:51:36	44.12	13.06
13/06/21	14:51:37	44.12	13.06
13/06/21	14:51:38	44.103	13.06
13/06/21	14:51:39	44.12	13.06
13/06/21	14:51:40	44.103	13.06
13/06/21	14:51:41	44.103	13.06
13/06/21	14:51:42	44.103	13.06
13/06/21	14:51:43	44.103	13.06
13/06/21	14:51:44	44.12	13.06
13/06/21	14:51:45	44.103	13.06
13/06/21	14:51:46	44.103	13.06
13/06/21	14:51:47	44.103	13.06
13/06/21	14:51:48	44.12	13.06
13/06/21	14:51:49	44.12	13.06
13/06/21	14:51:50	44.12	13.06
13/06/21	14:51:51	44.103	13.06
13/06/21	14:51:52	44.12	13.06
13/06/21	14:51:53	44.12	13.06
13/06/21	14:51:54	44.12	13.06
13/06/21	14:51:55	44.12	13.06
13/06/21	14:51:56	44.12	13.06
13/06/21	14:51:57	44.12	13.06
13/06/21	14:51:58	44.12	13.06
13/06/21	14:51:59	44.103	13.06
13/06/21	14:52:00	44.12	13.06
13/06/21	14:52:01	44.103	13.06
13/06/21	14:52:02	44.12	13.06
13/06/21	14:52:03	44.12	13.06
13/06/21	14:52:04	44.103	13.06
13/06/21	14:52:05	44.12	13.06
13/06/21	14:52:06	44.12	13.06
13/06/21	14:52:07	44.12	13.06

13/06/21	14:52:08	44.103	13.06
13/06/21	14:52:09	44.12	13.06
13/06/21	14:52:10	44.12	13.06
13/06/21	14:52:11	44.103	13.06
13/06/21	14:52:12	44.12	13.06
13/06/21	14:52:13	44.103	13.06
13/06/21	14:52:14	44.12	13.06
13/06/21	14:52:15	44.103	13.06
13/06/21	14:52:16	44.12	13.06
13/06/21	14:52:17	44.12	13.06
13/06/21	14:52:18	44.12	13.06
13/06/21	14:52:19	44.12	13.06
13/06/21	14:52:20	44.103	13.06
13/06/21	14:52:21	44.12	13.06
13/06/21	14:52:22	44.12	13.06
13/06/21	14:52:23	44.12	13.06
13/06/21	14:52:24	44.12	13.06
13/06/21	14:52:25	44.103	13.06
13/06/21	14:52:26	44.12	13.06
13/06/21	14:52:27	44.12	13.06
13/06/21	14:52:28	44.12	13.06
13/06/21	14:52:29	44.103	13.06
13/06/21	14:52:30	44.12	13.06
13/06/21	14:52:31	44.12	13.06
13/06/21	14:52:32	44.12	13.06
13/06/21	14:52:33	44.12	13.06
13/06/21	14:52:34	44.12	13.06
13/06/21	14:52:35	44.12	13.06
13/06/21	14:52:36	44.12	13.06
13/06/21	14:52:37	44.12	13.06
13/06/21	14:52:38	44.12	13.06
13/06/21	14:52:39	44.12	13.06
13/06/21	14:52:40	44.103	13.06
13/06/21	14:52:41	44.103	13.06
13/06/21	14:52:42	44.103	13.06
13/06/21	14:52:43	44.12	13.06
13/06/21	14:52:44	44.12	13.06
13/06/21	14:52:45	44.12	13.06
13/06/21	14:52:46	44.12	13.06
13/06/21	14:52:47	44.12	13.06
13/06/21	14:52:48	44.12	13.06
13/06/21	14:52:49	44.12	13.06
13/06/21	14:52:50	44.12	13.06
13/06/21	14:52:51	44.12	13.06
13/06/21	14:52:52	44.12	13.06
13/06/21	14:52:53	44.12	13.06
13/06/21	14:52:54	44.103	13.06
13/06/21	14:52:55	44.12	13.06
13/06/21	14:52:56	44.12	13.06
13/06/21	14:52:57	44.12	13.06
13/06/21	14:52:58	44.103	13.06
13/06/21	14:52:59	44.12	13.06
13/06/21	14:53:00	44.12	13.06
13/06/21	14:53:01	44.12	13.06
13/06/21	14:53:02	44.12	13.06
13/06/21	14:53:03	44.12	13.06
13/06/21	14:53:04	44.12	13.06
13/06/21	14:53:05	44.12	13.06
13/06/21	14:53:06	44.103	13.06
13/06/21	14:53:07	44.12	13.06
13/06/21	14:53:08	44.12	13.06

13/06/21	14:53:09	44.12	13.06
13/06/21	14:53:10	44.12	13.06
13/06/21	14:53:11	44.12	13.06
13/06/21	14:53:12	44.12	13.06
13/06/21	14:53:13	44.12	13.06
13/06/21	14:53:14	44.12	13.06
13/06/21	14:53:15	44.12	13.06
13/06/21	14:53:16	44.12	13.06
13/06/21	14:53:17	44.12	13.06
13/06/21	14:53:18	44.103	13.06
13/06/21	14:53:19	44.103	13.06
13/06/21	14:53:20	44.12	13.06
13/06/21	14:53:21	44.12	13.06
13/06/21	14:53:22	44.12	13.06
13/06/21	14:53:23	44.12	13.06
13/06/21	14:53:24	44.12	13.06
13/06/21	14:53:25	44.12	13.06
13/06/21	14:53:26	44.12	13.06
13/06/21	14:53:27	44.12	13.06
13/06/21	14:53:28	44.12	13.06
13/06/21	14:53:29	44.12	13.06
13/06/21	14:53:30	44.12	13.06
13/06/21	14:53:31	44.12	13.06
13/06/21	14:53:32	44.12	13.06
13/06/21	14:53:33	44.12	13.06
13/06/21	14:53:34	44.12	13.06
13/06/21	14:53:35	44.12	13.06
13/06/21	14:53:36	44.12	13.06
13/06/21	14:53:37	44.12	13.06
13/06/21	14:53:38	44.12	13.06
13/06/21	14:53:39	44.12	13.06
13/06/21	14:53:40	44.12	13.06
13/06/21	14:53:41	44.12	13.06
13/06/21	14:53:42	44.12	13.06
13/06/21	14:53:43	44.12	13.06
13/06/21	14:53:44	44.103	13.06
13/06/21	14:53:45	44.12	13.06
13/06/21	14:53:46	44.12	13.06
13/06/21	14:53:47	44.12	13.06
13/06/21	14:53:48	44.12	13.06
13/06/21	14:53:49	44.12	13.06
13/06/21	14:53:50	44.12	13.06
13/06/21	14:53:51	44.103	13.06
13/06/21	14:53:52	44.12	13.06
13/06/21	14:53:53	44.12	13.06
13/06/21	14:53:54	44.12	13.06
13/06/21	14:53:55	44.12	13.06
13/06/21	14:53:56	44.12	13.06
13/06/21	14:53:57	44.12	13.06
13/06/21	14:53:58	44.12	13.06
13/06/21	14:53:59	44.12	13.06
13/06/21	14:54:00	44.12	13.06
13/06/21	14:54:01	44.12	13.06
13/06/21	14:54:02	44.12	13.06
13/06/21	14:54:03	44.12	13.06
13/06/21	14:54:04	44.12	13.06
13/06/21	14:54:05	44.12	13.06
13/06/21	14:54:06	44.12	13.06
13/06/21	14:54:07	44.12	13.06
13/06/21	14:54:08	44.12	13.06
13/06/21	14:54:09	44.12	13.06

13/06/21	14:54:10	44.12	13.06
13/06/21	14:54:11	44.12	13.06
13/06/21	14:54:12	44.12	13.06
13/06/21	14:54:13	44.12	13.06
13/06/21	14:54:14	44.12	13.06
13/06/21	14:54:15	44.12	13.06
13/06/21	14:54:16	44.12	13.06
13/06/21	14:54:17	44.12	13.06
13/06/21	14:54:18	44.12	13.06
13/06/21	14:54:19	44.12	13.06
13/06/21	14:54:20	44.12	13.06
13/06/21	14:54:21	44.12	13.06
13/06/21	14:54:22	44.12	13.06
13/06/21	14:54:23	44.12	13.06
13/06/21	14:54:24	44.12	13.06
13/06/21	14:54:25	44.12	13.06
13/06/21	14:54:26	44.12	13.06
13/06/21	14:54:27	44.12	13.06
13/06/21	14:54:28	44.12	13.06
13/06/21	14:54:29	44.12	13.06
13/06/21	14:54:30	44.12	13.06
13/06/21	14:54:31	44.12	13.06
13/06/21	14:54:32	44.12	13.06
13/06/21	14:54:33	44.12	13.06
13/06/21	14:54:34	44.12	13.06
13/06/21	14:54:35	44.12	13.06
13/06/21	14:54:36	44.12	13.06
13/06/21	14:54:37	44.12	13.06
13/06/21	14:54:38	44.103	13.06
13/06/21	14:54:39	44.12	13.06
13/06/21	14:54:40	44.12	13.06
13/06/21	14:54:41	44.12	13.06
13/06/21	14:54:42	44.12	13.06
13/06/21	14:54:43	44.12	13.06
13/06/21	14:54:44	44.12	13.06
13/06/21	14:54:45	44.12	13.06
13/06/21	14:54:46	44.12	13.06
13/06/21	14:54:47	44.12	13.06
13/06/21	14:54:48	44.12	13.06
13/06/21	14:54:49	44.12	13.06
13/06/21	14:54:50	44.12	13.06
13/06/21	14:54:51	44.12	13.06
13/06/21	14:54:52	44.12	13.06
13/06/21	14:54:53	44.12	13.06
13/06/21	14:54:54	44.12	13.06
13/06/21	14:54:55	44.12	13.06
13/06/21	14:54:56	44.12	13.06
13/06/21	14:54:57	44.12	13.06
13/06/21	14:54:58	44.12	13.06
13/06/21	14:54:59	44.12	13.06
13/06/21	14:55:00	44.12	13.06
13/06/21	14:55:01	44.12	13.06
13/06/21	14:55:02	44.12	13.06
13/06/21	14:55:03	44.12	13.06
13/06/21	14:55:04	44.12	13.06
13/06/21	14:55:05	44.12	13.06
13/06/21	14:55:06	44.12	13.06
13/06/21	14:55:07	44.12	13.06
13/06/21	14:55:08	44.12	13.06
13/06/21	14:55:09	44.12	13.06
13/06/21	14:55:10	44.12	13.06

13/06/21	14:55:11	44.12	13.06
13/06/21	14:55:12	44.12	13.06
13/06/21	14:55:13	44.12	13.06
13/06/21	14:55:14	44.12	13.06
13/06/21	14:55:15	44.12	13.06
13/06/21	14:55:16	44.12	13.06
13/06/21	14:55:17	44.12	13.06
13/06/21	14:55:18	44.12	13.06
13/06/21	14:55:19	44.12	13.06
13/06/21	14:55:20	44.12	13.06
13/06/21	14:55:21	44.12	13.06
13/06/21	14:55:22	44.12	13.06
13/06/21	14:55:23	44.12	13.06
13/06/21	14:55:24	44.12	13.06
13/06/21	14:55:25	44.12	13.06
13/06/21	14:55:26	44.12	13.06
13/06/21	14:55:27	44.12	13.06
13/06/21	14:55:28	44.12	13.06
13/06/21	14:55:29	44.12	13.06
13/06/21	14:55:30	44.12	13.06
13/06/21	14:55:31	44.12	13.06
13/06/21	14:55:32	44.12	13.06
13/06/21	14:55:33	44.12	13.06
13/06/21	14:55:34	44.12	13.06
13/06/21	14:55:35	44.12	13.06
13/06/21	14:55:36	44.12	13.06
13/06/21	14:55:37	44.12	13.06
13/06/21	14:55:38	44.12	13.06
13/06/21	14:55:39	44.12	13.06
13/06/21	14:55:40	44.12	13.06
13/06/21	14:55:41	44.12	13.06
13/06/21	14:55:42	44.12	13.06
13/06/21	14:55:43	44.12	13.06
13/06/21	14:55:44	44.12	13.06
13/06/21	14:55:45	44.12	13.06
13/06/21	14:55:46	44.12	13.06
13/06/21	14:55:47	44.12	13.06
13/06/21	14:55:48	44.12	13.06
13/06/21	14:55:49	44.12	13.06
13/06/21	14:55:50	44.103	13.06
13/06/21	14:55:51	44.12	13.06
13/06/21	14:55:52	44.103	13.06
13/06/21	14:55:53	44.12	13.06
13/06/21	14:55:54	44.12	13.06
13/06/21	14:55:55	44.12	13.06
13/06/21	14:55:56	44.103	13.06
13/06/21	14:55:57	44.12	13.06
13/06/21	14:55:58	44.12	13.06
13/06/21	14:55:59	44.12	13.06
13/06/21	14:56:00	44.12	13.06
13/06/21	14:56:01	44.12	13.06
13/06/21	14:56:02	44.12	13.06
13/06/21	14:56:03	44.12	13.06
13/06/21	14:56:04	44.12	13.06
13/06/21	14:56:05	44.12	13.06
13/06/21	14:56:06	44.12	13.06
13/06/21	14:56:07	44.12	13.06
13/06/21	14:56:08	44.12	13.06
13/06/21	14:56:09	44.12	13.06
13/06/21	14:56:10	44.12	13.06
13/06/21	14:56:11	44.12	13.06

13/06/21	14:56:12	44.12	13.06
13/06/21	14:56:13	44.12	13.06
13/06/21	14:56:14	44.12	13.06
13/06/21	14:56:15	44.12	13.06
13/06/21	14:56:16	44.12	13.06
13/06/21	14:56:17	44.12	13.06
13/06/21	14:56:18	44.12	13.06
13/06/21	14:56:19	44.12	13.06
13/06/21	14:56:20	44.12	13.06
13/06/21	14:56:21	44.12	13.06
13/06/21	14:56:22	44.12	13.06
13/06/21	14:56:23	44.12	13.06
13/06/21	14:56:24	44.12	13.06
13/06/21	14:56:25	44.12	13.06
13/06/21	14:56:26	44.12	13.06
13/06/21	14:56:27	44.12	13.06
13/06/21	14:56:28	44.12	13.06
13/06/21	14:56:29	44.12	13.06
13/06/21	14:56:30	44.12	13.06
13/06/21	14:56:31	44.12	13.06
13/06/21	14:56:32	44.12	13.06
13/06/21	14:56:33	44.12	13.06
13/06/21	14:56:34	44.12	13.06
13/06/21	14:56:35	44.12	13.06
13/06/21	14:56:36	44.103	13.06
13/06/21	14:56:37	44.12	13.06
13/06/21	14:56:38	44.12	13.06
13/06/21	14:56:39	44.12	13.06
13/06/21	14:56:40	44.12	13.06
13/06/21	14:56:41	44.12	13.06
13/06/21	14:56:42	44.12	13.06
13/06/21	14:56:43	44.12	13.06
13/06/21	14:56:44	44.12	13.06
13/06/21	14:56:45	44.12	13.06
13/06/21	14:56:46	44.12	13.06
13/06/21	14:56:47	44.12	13.06
13/06/21	14:56:48	44.12	13.06
13/06/21	14:56:49	44.12	13.06
13/06/21	14:56:50	44.12	13.06
13/06/21	14:56:51	44.12	13.06
13/06/21	14:56:52	44.12	13.06
13/06/21	14:56:53	44.12	13.06
13/06/21	14:56:54	44.12	13.06
13/06/21	14:56:55	44.12	13.06
13/06/21	14:56:56	44.12	13.06
13/06/21	14:56:57	44.12	13.06
13/06/21	14:56:58	44.12	13.06
13/06/21	14:56:59	44.12	13.06
13/06/21	14:57:00	44.12	13.06
13/06/21	14:57:01	44.12	13.06
13/06/21	14:57:02	44.12	13.06
13/06/21	14:57:03	44.12	13.06
13/06/21	14:57:04	44.12	13.06
13/06/21	14:57:05	44.12	13.06
13/06/21	14:57:06	44.12	13.06
13/06/21	14:57:07	44.12	13.06
13/06/21	14:57:08	44.12	13.06
13/06/21	14:57:09	44.12	13.06
13/06/21	14:57:10	44.12	13.06
13/06/21	14:57:11	44.12	13.06
13/06/21	14:57:12	44.12	13.06

13/06/21	14:57:13	44.12	13.06
13/06/21	14:57:14	44.12	13.06
13/06/21	14:57:15	44.12	13.06
13/06/21	14:57:16	44.12	13.06
13/06/21	14:57:17	44.12	13.06
13/06/21	14:57:18	44.12	13.06
13/06/21	14:57:19	44.12	13.06
13/06/21	14:57:20	44.12	13.06
13/06/21	14:57:21	44.12	13.06
13/06/21	14:57:22	44.12	13.06
13/06/21	14:57:23	44.12	13.06
13/06/21	14:57:24	44.12	13.06
13/06/21	14:57:25	44.12	13.06
13/06/21	14:57:26	44.12	13.06
13/06/21	14:57:27	44.12	13.06
13/06/21	14:57:28	44.12	13.06
13/06/21	14:57:29	44.12	13.06
13/06/21	14:57:30	44.12	13.06
13/06/21	14:57:31	44.12	13.06
13/06/21	14:57:32	44.12	13.06
13/06/21	14:57:33	44.12	13.06
13/06/21	14:57:34	44.12	13.06
13/06/21	14:57:35	44.12	13.06
13/06/21	14:57:36	44.12	13.06
13/06/21	14:57:37	44.12	13.06
13/06/21	14:57:38	44.12	13.06
13/06/21	14:57:39	44.12	13.06
13/06/21	14:57:40	44.12	13.06
13/06/21	14:57:41	44.12	13.06
13/06/21	14:57:42	44.12	13.06
13/06/21	14:57:43	44.12	13.06
13/06/21	14:57:44	44.12	13.06
13/06/21	14:57:45	44.103	13.06
13/06/21	14:57:46	44.12	13.06
13/06/21	14:57:47	44.12	13.06
13/06/21	14:57:48	44.12	13.06
13/06/21	14:57:49	44.12	13.06
13/06/21	14:57:50	44.12	13.06
13/06/21	14:57:51	44.12	13.06
13/06/21	14:57:52	44.12	13.06
13/06/21	14:57:53	44.12	13.06
13/06/21	14:57:54	44.12	13.06
13/06/21	14:57:55	44.12	13.06
13/06/21	14:57:56	44.12	13.06
13/06/21	14:57:57	44.12	13.06
13/06/21	14:57:58	44.12	13.06
13/06/21	14:57:59	44.12	13.06
13/06/21	14:58:00	44.12	13.06
13/06/21	14:58:01	44.12	13.06
13/06/21	14:58:02	44.12	13.06
13/06/21	14:58:03	44.12	13.06
13/06/21	14:58:04	44.12	13.06
13/06/21	14:58:05	44.12	13.06
13/06/21	14:58:06	44.12	13.06
13/06/21	14:58:07	44.12	13.06
13/06/21	14:58:08	44.12	13.06
13/06/21	14:58:09	44.12	13.06
13/06/21	14:58:10	44.12	13.06
13/06/21	14:58:11	44.12	13.06
13/06/21	14:58:12	44.12	13.06
13/06/21	14:58:13	44.12	13.06

13/06/21	14:58:14	44.12	13.06
13/06/21	14:58:15	44.12	13.06
13/06/21	14:58:16	44.12	13.06
13/06/21	14:58:17	44.12	13.06
13/06/21	14:58:18	44.12	13.06
13/06/21	14:58:19	44.12	13.06
13/06/21	14:58:20	44.12	13.06
13/06/21	14:58:21	44.12	13.06
13/06/21	14:58:22	44.12	13.06
13/06/21	14:58:23	44.12	13.06
13/06/21	14:58:24	44.12	13.06
13/06/21	14:58:25	44.12	13.06
13/06/21	14:58:26	44.12	13.06
13/06/21	14:58:27	44.12	13.06
13/06/21	14:58:28	44.12	13.06
13/06/21	14:58:29	44.12	13.06
13/06/21	14:58:30	44.12	13.06
13/06/21	14:58:31	44.12	13.06
13/06/21	14:58:32	44.12	13.06
13/06/21	14:58:33	44.12	13.06
13/06/21	14:58:34	44.12	13.06
13/06/21	14:58:35	44.103	13.06
13/06/21	14:58:36	44.12	13.06
13/06/21	14:58:37	44.12	13.06
13/06/21	14:58:38	44.12	13.06
13/06/21	14:58:39	44.12	13.06
13/06/21	14:58:40	44.12	13.06
13/06/21	14:58:41	44.12	13.06
13/06/21	14:58:42	44.12	13.06
13/06/21	14:58:43	44.12	13.06
13/06/21	14:58:44	44.12	13.06
13/06/21	14:58:45	44.12	13.06
13/06/21	14:58:46	44.12	13.06
13/06/21	14:58:47	44.12	13.06
13/06/21	14:58:48	44.12	13.06
13/06/21	14:58:49	44.12	13.06
13/06/21	14:58:50	44.12	13.06
13/06/21	14:58:51	44.12	13.06
13/06/21	14:58:52	44.12	13.06
13/06/21	14:58:53	44.12	13.06
13/06/21	14:58:54	44.12	13.06
13/06/21	14:58:55	44.12	13.06
13/06/21	14:58:56	44.12	13.06
13/06/21	14:58:57	44.12	13.06
13/06/21	14:58:58	44.12	13.06
13/06/21	14:58:59	44.12	13.06
13/06/21	14:59:00	44.12	13.06
13/06/21	14:59:01	44.12	13.06
13/06/21	14:59:02	44.12	13.06
13/06/21	14:59:03	44.12	13.06
13/06/21	14:59:04	44.12	13.06
13/06/21	14:59:05	44.12	13.06
13/06/21	14:59:06	44.12	13.06
13/06/21	14:59:07	44.12	13.06
13/06/21	14:59:08	44.12	13.06
13/06/21	14:59:09	44.12	13.06
13/06/21	14:59:10	44.12	13.06
13/06/21	14:59:11	44.12	13.06
13/06/21	14:59:12	44.12	13.06
13/06/21	14:59:13	44.12	13.06
13/06/21	14:59:14	44.12	13.06

13/06/21	14:59:15	44.12	13.06
13/06/21	14:59:16	44.12	13.06
13/06/21	14:59:17	44.12	13.06
13/06/21	14:59:18	44.12	13.06
13/06/21	14:59:19	44.12	13.06
13/06/21	14:59:20	44.12	13.06
13/06/21	14:59:21	44.12	13.06
13/06/21	14:59:22	44.12	13.06
13/06/21	14:59:23	44.12	13.06
13/06/21	14:59:24	44.12	13.06
13/06/21	14:59:25	44.12	13.06
13/06/21	14:59:26	44.12	13.06
13/06/21	14:59:27	44.12	13.06
13/06/21	14:59:28	44.12	13.06
13/06/21	14:59:29	44.12	13.06
13/06/21	14:59:30	44.12	13.06
13/06/21	14:59:31	44.12	13.06
13/06/21	14:59:32	44.12	13.06
13/06/21	14:59:33	44.12	13.06
13/06/21	14:59:34	44.12	13.06
13/06/21	14:59:35	44.12	13.06
13/06/21	14:59:36	44.12	13.06
13/06/21	14:59:37	44.12	13.06
13/06/21	14:59:38	44.12	13.06
13/06/21	14:59:39	44.12	13.06
13/06/21	14:59:40	44.12	13.06
13/06/21	14:59:41	44.12	13.06
13/06/21	14:59:42	44.12	13.06
13/06/21	14:59:43	44.12	13.06
13/06/21	14:59:44	44.12	13.06
13/06/21	14:59:45	44.12	13.06
13/06/21	14:59:46	44.12	13.06
13/06/21	14:59:47	44.12	13.06
13/06/21	14:59:48	44.12	13.06
13/06/21	14:59:49	44.12	13.06
13/06/21	14:59:50	44.12	13.06
13/06/21	14:59:51	44.12	13.06
13/06/21	14:59:52	44.12	13.06
13/06/21	14:59:53	44.12	13.06
13/06/21	14:59:54	44.12	13.06
13/06/21	14:59:55	44.12	13.06
13/06/21	14:59:56	44.12	13.06
13/06/21	14:59:57	44.12	13.06
13/06/21	14:59:58	44.12	13.06
13/06/21	14:59:59	44.12	13.06
13/06/21	15:00:00	44.12	13.06
13/06/21	15:00:01	44.12	13.06
13/06/21	15:00:02	44.12	13.06
13/06/21	15:00:03	44.12	13.06
13/06/21	15:00:04	44.12	13.06
13/06/21	15:00:05	44.12	13.06
13/06/21	15:00:06	44.12	13.06
13/06/21	15:00:07	44.12	13.06
13/06/21	15:00:08	44.12	13.06
13/06/21	15:00:09	44.12	13.06
13/06/21	15:00:10	44.12	13.06
13/06/21	15:00:11	44.12	13.06
13/06/21	15:00:12	44.12	13.06
13/06/21	15:00:13	44.12	13.06
13/06/21	15:00:14	44.12	13.06
13/06/21	15:00:15	44.12	13.06

13/06/21	15:00:16	44.12	13.06
13/06/21	15:00:17	44.12	13.06
13/06/21	15:00:18	44.12	13.06
13/06/21	15:00:19	44.12	13.06
13/06/21	15:00:20	44.12	13.06
13/06/21	15:00:21	44.12	13.06
13/06/21	15:00:22	44.12	13.06
13/06/21	15:00:23	44.12	13.06
13/06/21	15:00:24	44.12	13.06
13/06/21	15:00:25	44.12	13.06
13/06/21	15:00:26	44.12	13.06
13/06/21	15:00:27	44.12	13.06
13/06/21	15:00:28	44.103	13.06
13/06/21	15:00:29	44.12	13.06
13/06/21	15:00:30	44.12	13.06
13/06/21	15:00:31	44.12	13.06
13/06/21	15:00:32	44.12	13.06
13/06/21	15:00:33	44.12	13.06
13/06/21	15:00:34	44.12	13.06
13/06/21	15:00:35	44.12	13.06
13/06/21	15:00:36	44.12	13.06
13/06/21	15:00:37	44.12	13.06
13/06/21	15:00:38	44.12	13.06
13/06/21	15:00:39	44.12	13.06
13/06/21	15:00:40	44.12	13.06
13/06/21	15:00:41	44.12	13.06
13/06/21	15:00:42	44.12	13.06
13/06/21	15:00:43	44.12	13.06
13/06/21	15:00:44	44.12	13.06
13/06/21	15:00:45	44.12	13.06
13/06/21	15:00:46	44.12	13.06
13/06/21	15:00:47	44.12	13.06
13/06/21	15:00:48	44.12	13.06
13/06/21	15:00:49	44.12	13.06
13/06/21	15:00:50	44.12	13.06
13/06/21	15:00:51	44.12	13.06
13/06/21	15:00:52	44.12	13.06
13/06/21	15:00:53	44.12	13.06
13/06/21	15:00:54	44.12	13.06
13/06/21	15:00:55	44.12	13.06
13/06/21	15:00:56	44.12	13.06
13/06/21	15:00:57	44.12	13.06
13/06/21	15:00:58	44.12	13.06
13/06/21	15:00:59	44.12	13.06
13/06/21	15:01:00	44.103	13.06
13/06/21	15:01:01	44.12	13.06
13/06/21	15:01:02	44.12	13.06
13/06/21	15:01:03	44.12	13.06
13/06/21	15:01:04	44.12	13.06
13/06/21	15:01:05	44.12	13.06
13/06/21	15:01:06	44.12	13.06
13/06/21	15:01:07	44.12	13.06
13/06/21	15:01:08	44.12	13.06
13/06/21	15:01:09	44.12	13.06
13/06/21	15:01:10	44.12	13.06
13/06/21	15:01:11	44.12	13.06
13/06/21	15:01:12	44.12	13.06
13/06/21	15:01:13	44.12	13.06
13/06/21	15:01:14	44.12	13.06
13/06/21	15:01:15	44.12	13.06
13/06/21	15:01:16	44.12	13.06

13/06/21	15:01:17	44.12	13.06
13/06/21	15:01:18	44.12	13.06
13/06/21	15:01:19	44.12	13.06
13/06/21	15:01:20	44.12	13.06
13/06/21	15:01:21	44.12	13.06
13/06/21	15:01:22	44.12	13.06
13/06/21	15:01:23	44.12	13.06
13/06/21	15:01:24	44.12	13.06
13/06/21	15:01:25	44.12	13.06
13/06/21	15:01:26	44.12	13.06
13/06/21	15:01:27	44.12	13.06
13/06/21	15:01:28	44.12	13.06
13/06/21	15:01:29	44.12	13.06
13/06/21	15:01:30	44.12	13.06
13/06/21	15:01:31	44.12	13.06
13/06/21	15:01:32	44.12	13.06
13/06/21	15:01:33	44.12	13.06
13/06/21	15:01:34	44.12	13.06
13/06/21	15:01:35	44.12	13.06
13/06/21	15:01:36	44.12	13.06
13/06/21	15:01:37	44.12	13.06
13/06/21	15:01:38	44.12	13.06
13/06/21	15:01:39	44.12	13.06
13/06/21	15:01:40	44.12	13.06
13/06/21	15:01:41	44.12	13.06
13/06/21	15:01:42	44.12	13.06
13/06/21	15:01:43	44.12	13.06
13/06/21	15:01:44	44.12	13.06
13/06/21	15:01:45	44.12	13.06
13/06/21	15:01:46	44.12	13.06
13/06/21	15:01:47	44.12	13.06
13/06/21	15:01:48	44.12	13.06
13/06/21	15:01:49	44.12	13.06
13/06/21	15:01:50	44.12	13.06
13/06/21	15:01:51	44.12	13.06
13/06/21	15:01:52	44.12	13.06
13/06/21	15:01:53	44.12	13.06
13/06/21	15:01:54	44.103	13.06
13/06/21	15:01:55	44.12	13.06
13/06/21	15:01:56	44.12	13.06
13/06/21	15:01:57	44.12	13.06
13/06/21	15:01:58	44.12	13.06
13/06/21	15:01:59	44.12	13.06
13/06/21	15:02:00	44.12	13.06
13/06/21	15:02:01	44.12	13.06
13/06/21	15:02:02	44.12	13.06
13/06/21	15:02:03	44.12	13.06
13/06/21	15:02:04	44.12	13.06
13/06/21	15:02:05	44.12	13.06
13/06/21	15:02:06	44.103	13.06
13/06/21	15:02:07	44.12	13.06
13/06/21	15:02:08	44.12	13.06
13/06/21	15:02:09	44.12	13.06
13/06/21	15:02:10	44.12	13.06
13/06/21	15:02:11	44.12	13.06
13/06/21	15:02:12	44.12	13.06
13/06/21	15:02:13	44.12	13.06
13/06/21	15:02:14	44.12	13.06
13/06/21	15:02:15	44.12	13.06
13/06/21	15:02:16	44.12	13.06
13/06/21	15:02:17	44.12	13.06

13/06/21	15:02:18	44.12	13.06
13/06/21	15:02:19	44.12	13.06
13/06/21	15:02:20	44.12	13.06
13/06/21	15:02:21	44.12	13.06
13/06/21	15:02:22	44.12	13.06
13/06/21	15:02:23	44.12	13.06
13/06/21	15:02:24	44.12	13.06
13/06/21	15:02:25	44.12	13.06
13/06/21	15:02:26	44.12	13.06
13/06/21	15:02:27	44.12	13.06
13/06/21	15:02:28	44.12	13.06
13/06/21	15:02:29	44.12	13.06
13/06/21	15:02:30	44.12	13.06
13/06/21	15:02:31	44.12	13.06
13/06/21	15:02:32	44.12	13.06
13/06/21	15:02:33	44.12	13.06
13/06/21	15:02:34	44.12	13.06
13/06/21	15:02:35	44.12	13.06
13/06/21	15:02:36	44.12	13.06
13/06/21	15:02:37	44.12	13.06
13/06/21	15:02:38	44.12	13.06
13/06/21	15:02:39	44.12	13.06
13/06/21	15:02:40	44.12	13.06
13/06/21	15:02:41	44.12	13.06
13/06/21	15:02:42	44.12	13.06
13/06/21	15:02:43	44.12	13.06
13/06/21	15:02:44	44.12	13.06
13/06/21	15:02:45	44.12	13.06
13/06/21	15:02:46	44.12	13.06
13/06/21	15:02:47	44.12	13.06
13/06/21	15:02:48	44.12	13.06
13/06/21	15:02:49	44.12	13.06
13/06/21	15:02:50	44.12	13.06
13/06/21	15:02:51	44.12	13.06
13/06/21	15:02:52	44.12	13.06
13/06/21	15:02:53	44.12	13.06
13/06/21	15:02:54	44.12	13.06
13/06/21	15:02:55	44.12	13.06
13/06/21	15:02:56	44.12	13.06
13/06/21	15:02:57	44.12	13.06
13/06/21	15:02:58	44.12	13.06
13/06/21	15:02:59	44.12	13.06
13/06/21	15:03:00	44.12	13.06
13/06/21	15:03:01	44.12	13.06
13/06/21	15:03:02	44.12	13.06
13/06/21	15:03:03	44.12	13.06
13/06/21	15:03:04	44.12	13.06
13/06/21	15:03:05	44.103	13.06
13/06/21	15:03:06	44.12	13.06
13/06/21	15:03:07	44.12	13.06
13/06/21	15:03:08	44.12	13.06
13/06/21	15:03:09	44.12	13.06
13/06/21	15:03:10	44.12	13.06
13/06/21	15:03:11	44.12	13.06
13/06/21	15:03:12	44.12	13.06
13/06/21	15:03:13	44.12	13.06
13/06/21	15:03:14	44.12	13.06
13/06/21	15:03:15	44.12	13.06
13/06/21	15:03:16	44.12	13.06
13/06/21	15:03:17	44.12	13.06
13/06/21	15:03:18	44.12	13.06

13/06/21	15:03:19	44.12	13.06
13/06/21	15:03:20	44.12	13.06
13/06/21	15:03:21	44.12	13.06
13/06/21	15:03:22	44.12	13.06
13/06/21	15:03:23	44.12	13.06
13/06/21	15:03:24	44.12	13.06
13/06/21	15:03:25	44.12	13.06
13/06/21	15:03:26	44.12	13.06
13/06/21	15:03:27	44.12	13.06
13/06/21	15:03:28	44.12	13.06
13/06/21	15:03:29	44.12	13.06
13/06/21	15:03:30	44.12	13.06
13/06/21	15:03:31	44.12	13.06
13/06/21	15:03:32	44.12	13.06
13/06/21	15:03:33	44.12	13.06
13/06/21	15:03:34	44.12	13.06
13/06/21	15:03:35	44.12	13.06
13/06/21	15:03:36	44.12	13.06
13/06/21	15:03:37	44.12	13.06
13/06/21	15:03:38	44.12	13.06
13/06/21	15:03:39	44.12	13.06
13/06/21	15:03:40	44.12	13.06
13/06/21	15:03:41	44.12	13.06
13/06/21	15:03:42	44.12	13.06
13/06/21	15:03:43	44.12	13.06
13/06/21	15:03:44	44.12	13.06
13/06/21	15:03:45	44.12	13.06
13/06/21	15:03:46	44.12	13.06
13/06/21	15:03:47	44.12	13.06
13/06/21	15:03:48	44.12	13.06
13/06/21	15:03:49	44.12	13.06
13/06/21	15:03:50	44.12	13.06
13/06/21	15:03:51	44.12	13.06
13/06/21	15:03:52	44.12	13.06
13/06/21	15:03:53	44.12	13.06
13/06/21	15:03:54	44.12	13.06
13/06/21	15:03:55	44.12	13.06
13/06/21	15:03:56	44.12	13.06
13/06/21	15:03:57	44.12	13.06
13/06/21	15:03:58	44.12	13.06
13/06/21	15:03:59	44.12	13.06
13/06/21	15:04:00	44.12	13.06
13/06/21	15:04:01	44.12	13.06
13/06/21	15:04:02	44.12	13.06
13/06/21	15:04:03	44.12	13.06
13/06/21	15:04:04	44.12	13.06
13/06/21	15:04:05	44.12	13.06
13/06/21	15:04:06	44.12	13.06
13/06/21	15:04:07	44.12	13.06
13/06/21	15:04:08	44.12	13.06
13/06/21	15:04:09	44.12	13.06
13/06/21	15:04:10	44.12	13.06
13/06/21	15:04:11	44.12	13.06
13/06/21	15:04:12	44.12	13.06
13/06/21	15:04:13	44.12	13.06
13/06/21	15:04:14	44.12	13.06
13/06/21	15:04:15	44.12	13.06
13/06/21	15:04:16	44.12	13.06
13/06/21	15:04:17	44.12	13.06
13/06/21	15:04:18	44.12	13.06
13/06/21	15:04:19	44.12	13.06

13/06/21	15:04:20	44.12	13.06
13/06/21	15:04:21	44.12	13.06
13/06/21	15:04:22	44.12	13.06
13/06/21	15:04:23	44.12	13.06
13/06/21	15:04:24	44.12	13.06
13/06/21	15:04:25	44.12	13.06
13/06/21	15:04:26	44.12	13.06
13/06/21	15:04:27	44.12	13.06
13/06/21	15:04:28	44.12	13.06
13/06/21	15:04:29	44.12	13.06
13/06/21	15:04:30	44.12	13.06
13/06/21	15:04:31	44.12	13.06
13/06/21	15:04:32	44.12	13.06
13/06/21	15:04:33	44.12	13.06
13/06/21	15:04:34	44.12	13.06
13/06/21	15:04:35	44.12	13.06
13/06/21	15:04:36	44.12	13.06
13/06/21	15:04:37	44.12	13.06
13/06/21	15:04:38	44.12	13.06
13/06/21	15:04:39	44.12	13.06
13/06/21	15:04:40	44.12	13.06
13/06/21	15:04:41	44.12	13.06
13/06/21	15:04:42	44.12	13.06
13/06/21	15:04:43	44.12	13.06
13/06/21	15:04:44	44.12	13.06
13/06/21	15:04:45	44.12	13.06
13/06/21	15:04:46	44.12	13.06
13/06/21	15:04:47	44.12	13.06
13/06/21	15:04:48	44.12	13.06
13/06/21	15:04:49	44.12	13.06
13/06/21	15:04:50	44.12	13.06
13/06/21	15:04:51	44.12	13.06
13/06/21	15:04:52	44.137	13.06
13/06/21	15:04:53	44.12	13.06
13/06/21	15:04:54	44.12	13.06
13/06/21	15:04:55	44.12	13.06
13/06/21	15:04:56	44.12	13.06
13/06/21	15:04:57	44.12	13.06
13/06/21	15:04:58	44.12	13.06
13/06/21	15:04:59	44.12	13.06
13/06/21	15:05:00	44.12	13.06
13/06/21	15:05:01	44.12	13.06
13/06/21	15:05:02	44.12	13.06
13/06/21	15:05:03	44.12	13.06
13/06/21	15:05:04	44.12	13.06
13/06/21	15:05:05	44.12	13.06
13/06/21	15:05:06	44.12	13.06
13/06/21	15:05:07	44.12	13.06
13/06/21	15:05:08	44.12	13.06
13/06/21	15:05:09	44.12	13.06
13/06/21	15:05:10	44.137	13.06
13/06/21	15:05:11	44.137	13.06
13/06/21	15:05:12	44.12	13.06
13/06/21	15:05:13	44.12	13.06
13/06/21	15:05:14	44.12	13.06
13/06/21	15:05:15	44.137	13.06
13/06/21	15:05:16	44.12	13.06
13/06/21	15:05:17	44.12	13.06
13/06/21	15:05:18	44.12	13.06
13/06/21	15:05:19	44.137	13.06
13/06/21	15:05:20	44.12	13.06

13/06/21	15:05:21	44.12	13.06
13/06/21	15:05:22	44.12	13.06
13/06/21	15:05:23	44.12	13.06
13/06/21	15:05:24	44.12	13.06
13/06/21	15:05:25	44.12	13.06
13/06/21	15:05:26	44.12	13.06
13/06/21	15:05:27	44.12	13.06
13/06/21	15:05:28	44.12	13.06
13/06/21	15:05:29	44.12	13.06
13/06/21	15:05:30	44.12	13.06
13/06/21	15:05:31	44.12	13.06
13/06/21	15:05:32	44.12	13.06
13/06/21	15:05:33	44.12	13.06
13/06/21	15:05:34	44.12	13.06
13/06/21	15:05:35	44.12	13.06
13/06/21	15:05:36	44.12	13.06
13/06/21	15:05:37	44.12	13.06
13/06/21	15:05:38	44.137	13.06
13/06/21	15:05:39	44.12	13.06
13/06/21	15:05:40	44.12	13.06
13/06/21	15:05:41	44.12	13.06
13/06/21	15:05:42	44.137	13.06
13/06/21	15:05:43	44.137	13.06
13/06/21	15:05:44	44.12	13.06
13/06/21	15:05:45	44.12	13.06
13/06/21	15:05:46	44.137	13.06
13/06/21	15:05:47	44.12	13.06
13/06/21	15:05:48	44.12	13.06
13/06/21	15:05:49	44.12	13.06
13/06/21	15:05:50	44.12	13.06
13/06/21	15:05:51	44.137	13.06
13/06/21	15:05:52	44.137	13.06
13/06/21	15:05:53	44.12	13.06
13/06/21	15:05:54	44.12	13.06
13/06/21	15:05:55	44.12	13.06
13/06/21	15:05:56	44.137	13.06
13/06/21	15:05:57	44.12	13.06
13/06/21	15:05:58	44.12	13.06
13/06/21	15:05:59	44.12	13.06
13/06/21	15:06:00	44.137	13.06
13/06/21	15:06:01	44.12	13.06
13/06/21	15:06:02	44.137	13.06
13/06/21	15:06:03	44.12	13.06
13/06/21	15:06:04	44.12	13.06
13/06/21	15:06:05	44.137	13.06
13/06/21	15:06:06	44.12	13.06
13/06/21	15:06:07	44.12	13.06
13/06/21	15:06:08	44.137	13.06
13/06/21	15:06:09	44.137	13.06
13/06/21	15:06:10	44.137	13.06
13/06/21	15:06:11	44.12	13.06
13/06/21	15:06:12	44.137	13.06
13/06/21	15:06:13	44.137	13.06
13/06/21	15:06:14	44.137	13.06
13/06/21	15:06:15	44.12	13.06
13/06/21	15:06:16	44.12	13.06
13/06/21	15:06:17	44.12	13.06
13/06/21	15:06:18	44.137	13.06
13/06/21	15:06:19	44.12	13.06
13/06/21	15:06:20	44.12	13.06
13/06/21	15:06:21	44.12	13.06

13/06/21	15:06:22	44.12	13.06
13/06/21	15:06:23	44.137	13.06
13/06/21	15:06:24	44.137	13.06
13/06/21	15:06:25	44.12	13.06
13/06/21	15:06:26	44.12	13.06
13/06/21	15:06:27	44.12	13.06
13/06/21	15:06:28	44.137	13.06
13/06/21	15:06:29	44.12	13.06
13/06/21	15:06:30	44.137	13.06
13/06/21	15:06:31	44.12	13.06
13/06/21	15:06:32	44.137	13.06
13/06/21	15:06:33	44.12	13.06
13/06/21	15:06:34	44.137	13.06
13/06/21	15:06:35	44.12	13.06
13/06/21	15:06:36	44.12	13.06
13/06/21	15:06:37	44.137	13.06
13/06/21	15:06:38	44.12	13.06
13/06/21	15:06:39	44.137	13.06
13/06/21	15:06:40	44.12	13.06
13/06/21	15:06:41	44.12	13.06
13/06/21	15:06:42	44.12	13.06
13/06/21	15:06:43	44.12	13.06
13/06/21	15:06:44	44.137	13.06
13/06/21	15:06:45	44.137	13.06
13/06/21	15:06:46	44.12	13.06
13/06/21	15:06:47	44.12	13.06
13/06/21	15:06:48	44.12	13.06
13/06/21	15:06:49	44.12	13.06
13/06/21	15:06:50	44.12	13.06
13/06/21	15:06:51	44.137	13.06
13/06/21	15:06:52	44.137	13.06
13/06/21	15:06:53	44.12	13.06
13/06/21	15:06:54	44.12	13.06
13/06/21	15:06:55	44.12	13.06
13/06/21	15:06:56	44.12	13.06
13/06/21	15:06:57	44.12	13.06
13/06/21	15:06:58	44.12	13.06
13/06/21	15:06:59	44.12	13.06
13/06/21	15:07:00	44.12	13.06
13/06/21	15:07:01	44.12	13.06
13/06/21	15:07:02	44.12	13.06
13/06/21	15:07:03	44.137	13.06
13/06/21	15:07:04	44.12	13.06
13/06/21	15:07:05	44.12	13.06
13/06/21	15:07:06	44.137	13.06
13/06/21	15:07:07	44.12	13.06
13/06/21	15:07:08	44.12	13.06
13/06/21	15:07:09	44.12	13.06
13/06/21	15:07:10	44.12	13.06
13/06/21	15:07:11	44.12	13.06
13/06/21	15:07:12	44.12	13.06
13/06/21	15:07:13	44.137	13.06
13/06/21	15:07:14	44.12	13.06
13/06/21	15:07:15	44.12	13.06
13/06/21	15:07:16	44.137	13.06
13/06/21	15:07:17	44.137	13.06
13/06/21	15:07:18	44.12	13.06
13/06/21	15:07:19	44.137	13.06
13/06/21	15:07:20	44.12	13.06
13/06/21	15:07:21	44.12	13.06
13/06/21	15:07:22	44.137	13.06

13/06/21	15:07:23	44.137	13.06
13/06/21	15:07:24	44.12	13.06
13/06/21	15:07:25	44.137	13.06
13/06/21	15:07:26	44.12	13.06
13/06/21	15:07:27	44.137	13.06
13/06/21	15:07:28	44.137	13.06
13/06/21	15:07:29	44.12	13.06
13/06/21	15:07:30	44.12	13.06
13/06/21	15:07:31	44.137	13.06
13/06/21	15:07:32	44.137	13.06
13/06/21	15:07:33	44.137	13.06
13/06/21	15:07:34	44.12	13.06
13/06/21	15:07:35	44.137	13.06
13/06/21	15:07:36	44.137	13.06
13/06/21	15:07:37	44.12	13.06
13/06/21	15:07:38	44.12	13.06
13/06/21	15:07:39	44.137	13.06
13/06/21	15:07:40	44.137	13.06
13/06/21	15:07:41	44.137	13.06
13/06/21	15:07:42	44.137	13.06
13/06/21	15:07:43	44.137	13.06
13/06/21	15:07:44	44.137	13.06
13/06/21	15:07:45	44.12	13.06
13/06/21	15:07:46	44.137	13.06
13/06/21	15:07:47	44.12	13.06
13/06/21	15:07:48	44.12	13.06
13/06/21	15:07:49	44.137	13.06
13/06/21	15:07:50	44.12	13.06
13/06/21	15:07:51	44.137	13.06
13/06/21	15:07:52	44.12	13.06
13/06/21	15:07:53	44.137	13.06
13/06/21	15:07:54	44.12	13.06
13/06/21	15:07:55	44.12	13.06
13/06/21	15:07:56	44.137	13.06
13/06/21	15:07:57	44.137	13.06
13/06/21	15:07:58	44.12	13.06
13/06/21	15:07:59	44.12	13.06
13/06/21	15:08:00	44.137	13.06
13/06/21	15:08:01	44.137	13.06
13/06/21	15:08:02	44.12	13.06
13/06/21	15:08:03	44.12	13.06
13/06/21	15:08:04	44.137	13.06
13/06/21	15:08:05	44.137	13.06
13/06/21	15:08:06	44.12	13.06
13/06/21	15:08:07	44.137	13.06
13/06/21	15:08:08	44.12	13.06
13/06/21	15:08:09	44.12	13.06
13/06/21	15:08:10	44.137	13.06
13/06/21	15:08:11	44.12	13.06
13/06/21	15:08:12	44.12	13.06
13/06/21	15:08:13	44.137	13.06
13/06/21	15:08:14	44.137	13.06
13/06/21	15:08:15	44.12	13.06
13/06/21	15:08:16	44.12	13.06
13/06/21	15:08:17	44.137	13.06
13/06/21	15:08:18	44.137	13.06
13/06/21	15:08:19	44.137	13.06
13/06/21	15:08:20	44.137	13.06
13/06/21	15:08:21	44.137	13.06
13/06/21	15:08:22	44.137	13.06
13/06/21	15:08:23	44.137	13.06

13/06/21	15:08:24	44.12	13.06
13/06/21	15:08:25	44.137	13.06
13/06/21	15:08:26	44.137	13.06
13/06/21	15:08:27	44.12	13.06
13/06/21	15:08:28	44.137	13.06
13/06/21	15:08:29	44.137	13.06
13/06/21	15:08:30	44.137	13.06
13/06/21	15:08:31	44.12	13.06
13/06/21	15:08:32	44.137	13.06
13/06/21	15:08:33	44.137	13.06
13/06/21	15:08:34	44.137	13.06
13/06/21	15:08:35	44.137	13.06
13/06/21	15:08:36	44.12	13.06
13/06/21	15:08:37	44.137	13.06
13/06/21	15:08:38	44.137	13.06
13/06/21	15:08:39	44.137	13.06
13/06/21	15:08:40	44.137	13.06
13/06/21	15:08:41	44.137	13.06
13/06/21	15:08:42	44.137	13.06
13/06/21	15:08:43	44.137	13.06
13/06/21	15:08:44	44.137	13.06
13/06/21	15:08:45	44.137	13.06
13/06/21	15:08:46	44.137	13.06
13/06/21	15:08:47	44.137	13.06
13/06/21	15:08:48	44.12	13.06
13/06/21	15:08:49	44.137	13.06
13/06/21	15:08:50	44.137	13.06
13/06/21	15:08:51	44.137	13.06
13/06/21	15:08:52	44.137	13.06
13/06/21	15:08:53	44.137	13.06
13/06/21	15:08:54	44.137	13.06
13/06/21	15:08:55	44.137	13.06
13/06/21	15:08:56	44.137	13.06
13/06/21	15:08:57	44.137	13.06
13/06/21	15:08:58	44.137	13.06
13/06/21	15:08:59	44.137	13.06
13/06/21	15:09:00	44.137	13.06
13/06/21	15:09:01	44.137	13.06
13/06/21	15:09:02	44.137	13.06
13/06/21	15:09:03	44.137	13.06
13/06/21	15:09:04	44.137	13.06
13/06/21	15:09:05	44.137	13.06
13/06/21	15:09:06	44.12	13.06
13/06/21	15:09:07	44.137	13.06
13/06/21	15:09:08	44.12	13.06
13/06/21	15:09:09	44.137	13.06
13/06/21	15:09:10	44.137	13.06
13/06/21	15:09:11	44.137	13.06
13/06/21	15:09:12	44.137	13.06
13/06/21	15:09:13	44.137	13.06
13/06/21	15:09:14	44.137	13.06
13/06/21	15:09:15	44.137	13.06
13/06/21	15:09:16	44.137	13.06
13/06/21	15:09:17	44.137	13.06
13/06/21	15:09:18	44.12	13.06
13/06/21	15:09:19	44.137	13.06
13/06/21	15:09:20	44.137	13.06
13/06/21	15:09:21	44.12	13.06
13/06/21	15:09:22	44.137	13.06
13/06/21	15:09:23	44.137	13.06
13/06/21	15:09:24	44.12	13.06

13/06/21	15:09:25	44.137	13.06
13/06/21	15:09:26	44.137	13.06
13/06/21	15:09:27	44.12	13.06
13/06/21	15:09:28	44.137	13.06
13/06/21	15:09:29	44.137	13.06
13/06/21	15:09:30	44.137	13.06
13/06/21	15:09:31	44.137	13.06
13/06/21	15:09:32	44.137	13.06
13/06/21	15:09:33	44.137	13.06
13/06/21	15:09:34	44.137	13.06
13/06/21	15:09:35	44.12	13.06
13/06/21	15:09:36	44.137	13.06
13/06/21	15:09:37	44.137	13.06
13/06/21	15:09:38	44.137	13.06
13/06/21	15:09:39	44.137	13.06
13/06/21	15:09:40	44.137	13.06
13/06/21	15:09:41	44.137	13.06
13/06/21	15:09:42	44.137	13.06
13/06/21	15:09:43	44.137	13.06
13/06/21	15:09:44	44.137	13.06
13/06/21	15:09:45	44.137	13.06
13/06/21	15:09:46	44.137	13.06
13/06/21	15:09:47	44.137	13.06
13/06/21	15:09:48	44.137	13.06
13/06/21	15:09:49	44.137	13.06
13/06/21	15:09:50	44.12	13.06
13/06/21	15:09:51	44.137	13.06
13/06/21	15:09:52	44.137	13.06
13/06/21	15:09:53	44.137	13.06
13/06/21	15:09:54	44.137	13.06
13/06/21	15:09:55	44.137	13.06
13/06/21	15:09:56	44.137	13.06
13/06/21	15:09:57	44.137	13.06
13/06/21	15:09:58	44.137	13.06
13/06/21	15:09:59	44.137	13.06
13/06/21	15:10:00	44.137	13.06
13/06/21	15:10:01	44.137	13.06
13/06/21	15:10:02	44.137	13.06
13/06/21	15:10:03	44.137	13.06
13/06/21	15:10:04	44.12	13.06
13/06/21	15:10:05	44.12	13.06
13/06/21	15:10:06	44.137	13.06
13/06/21	15:10:07	44.137	13.06
13/06/21	15:10:08	44.137	13.06
13/06/21	15:10:09	44.137	13.06
13/06/21	15:10:10	44.137	13.06
13/06/21	15:10:11	44.137	13.06
13/06/21	15:10:12	44.12	13.06
13/06/21	15:10:13	44.137	13.06
13/06/21	15:10:14	44.137	13.06
13/06/21	15:10:15	44.137	13.06
13/06/21	15:10:16	44.137	13.06
13/06/21	15:10:17	44.137	13.06
13/06/21	15:10:18	44.137	13.06
13/06/21	15:10:19	44.12	13.06
13/06/21	15:10:20	44.137	13.06
13/06/21	15:10:21	44.137	13.06
13/06/21	15:10:22	44.12	13.06
13/06/21	15:10:23	44.137	13.06
13/06/21	15:10:24	44.137	13.06
13/06/21	15:10:25	44.12	13.06

13/06/21	15:10:26	44.137	13.06
13/06/21	15:10:27	44.12	13.06
13/06/21	15:10:28	44.63	13.06
13/06/21	15:10:29	44.681	13.06
13/06/21	15:10:30	44.307	13.06
13/06/21	15:10:31	44.307	13.06
13/06/21	15:10:32	44.375	13.06
13/06/21	15:10:33	44.426	13.06
13/06/21	15:10:34	44.443	13.06
13/06/21	15:10:35	44.426	13.06
13/06/21	15:10:36	44.46	13.06
13/06/21	15:10:37	43.729	13.06
13/06/21	15:10:38	40.756	13.06
13/06/21	15:10:39	39.856	13.06
13/06/21	15:10:40	39.006	13.06
13/06/21	15:10:41	34.929	13.06
13/06/21	15:10:42	34.063	13.06
13/06/21	15:10:43	34.046	13.06
13/06/21	15:10:44	34.046	13.06
13/06/21	15:10:45	34.029	13.06
13/06/21	15:10:46	34.029	13.06
13/06/21	15:10:47	34.029	13.06
13/06/21	15:10:48	34.012	13.06
13/06/21	15:10:49	34.012	13.06
13/06/21	15:10:50	34.029	13.06
13/06/21	15:10:51	34.012	13.06
13/06/21	15:10:52	34.012	13.06
13/06/21	15:10:53	34.029	13.06
13/06/21	15:10:54	34.012	13.06
13/06/21	15:10:55	34.012	13.06
13/06/21	15:10:56	34.012	13
13/06/21	15:10:57	34.012	13
13/06/21	15:10:58	34.029	13
13/06/21	15:10:59	34.012	13
13/06/21	15:11:00	34.012	13
13/06/21	15:11:01	34.012	13
13/06/21	15:11:02	34.012	13
13/06/21	15:11:03	34.029	13
13/06/21	15:11:04	34.012	13
13/06/21	15:11:05	34.012	13
13/06/21	15:11:06	34.012	13
13/06/21	15:11:07	34.012	13
13/06/21	15:11:08	34.029	13
13/06/21	15:11:09	34.012	13
13/06/21	15:11:10	33.995	13
13/06/21	15:11:11	34.012	13
13/06/21	15:11:12	34.029	13
13/06/21	15:11:13	34.029	13
13/06/21	15:11:14	34.012	13
13/06/21	15:11:15	34.012	13
13/06/21	15:11:16	34.012	13
13/06/21	15:11:17	34.012	13
13/06/21	15:11:18	34.029	13
13/06/21	15:11:19	34.029	13
13/06/21	15:11:20	34.012	13
13/06/21	15:11:21	34.012	13.06
13/06/21	15:11:22	34.012	13.06
13/06/21	15:11:23	34.029	13.06
13/06/21	15:11:24	34.012	13.06
13/06/21	15:11:25	34.012	13.06
13/06/21	15:11:26	34.012	13.06

13/06/21	15:11:27	34.012	13.06
13/06/21	15:11:28	34.029	13.06
13/06/21	15:11:29	34.029	13.06
13/06/21	15:11:30	34.012	13.13
13/06/21	15:11:31	34.012	13.06
13/06/21	15:11:32	34.012	13.13
13/06/21	15:11:33	34.012	13.13
13/06/21	15:11:34	34.029	13.13
13/06/21	15:11:35	34.963	13.13
13/06/21	15:11:36	34.98	13.13
13/06/21	15:11:37	34.674	13.13
13/06/21	15:11:38	34.997	13.19
13/06/21	15:11:39	34.895	13.19
13/06/21	15:11:40	34.046	13.19
13/06/21	15:11:41	34.25	13.19
13/06/21	15:11:42	34.487	13.25
13/06/21	15:11:43	34.029	13.25
13/06/21	15:11:44	34.029	13.25
13/06/21	15:11:45	34.029	13.25
13/06/21	15:11:46	34.029	13.31
13/06/21	15:11:47	34.029	13.31
13/06/21	15:11:48	34.012	13.38
13/06/21	15:11:49	34.012	13.38
13/06/21	15:11:50	34.012	13.44
13/06/21	15:11:51	34.012	13.44
13/06/21	15:11:52	34.029	13.5
13/06/21	15:11:53	34.012	13.5
13/06/21	15:11:54	34.029	13.56
13/06/21	15:11:55	34.029	13.63
13/06/21	15:11:56	34.029	13.63
13/06/21	15:11:57	34.029	13.69
13/06/21	15:11:58	34.029	13.69
13/06/21	15:11:59	34.029	13.75
13/06/21	15:12:00	34.029	13.75
13/06/21	15:12:01	34.012	13.81
13/06/21	15:12:02	34.012	13.88
13/06/21	15:12:03	34.029	13.88
13/06/21	15:12:04	34.029	13.94
13/06/21	15:12:05	34.029	14
13/06/21	15:12:06	34.012	14
13/06/21	15:12:07	34.029	14.06
13/06/21	15:12:08	34.029	14.06
13/06/21	15:12:09	34.029	14.13
13/06/21	15:12:10	34.029	14.19
13/06/21	15:12:11	34.029	14.25
13/06/21	15:12:12	34.029	14.25
13/06/21	15:12:13	34.029	14.31
13/06/21	15:12:14	34.029	14.38
13/06/21	15:12:15	34.029	14.38
13/06/21	15:12:16	34.029	14.44
13/06/21	15:12:17	34.029	14.5
13/06/21	15:12:18	34.029	14.5
13/06/21	15:12:19	34.029	14.56
13/06/21	15:12:20	34.029	14.56
13/06/21	15:12:21	34.029	14.63
13/06/21	15:12:22	34.029	14.69
13/06/21	15:12:23	34.029	14.69
13/06/21	15:12:24	34.029	14.75
13/06/21	15:12:25	34.029	14.81
13/06/21	15:12:26	34.029	14.81
13/06/21	15:12:27	34.012	14.88

13/06/21	15:12:28	34.012	14.94
13/06/21	15:12:29	34.029	14.94
13/06/21	15:12:30	34.029	15
13/06/21	15:12:31	34.029	15
13/06/21	15:12:32	34.029	15.06
13/06/21	15:12:33	34.029	15.13
13/06/21	15:12:34	34.029	15.13
13/06/21	15:12:35	34.012	15.19
13/06/21	15:12:36	34.012	15.19
13/06/21	15:12:37	34.029	15.25
13/06/21	15:12:38	34.012	15.31
13/06/21	15:12:39	34.012	15.31
13/06/21	15:12:40	34.029	15.38
13/06/21	15:12:41	34.029	15.38
13/06/21	15:12:42	34.029	15.44
13/06/21	15:12:43	34.029	15.5
13/06/21	15:12:44	34.029	15.5
13/06/21	15:12:45	34.029	15.56
13/06/21	15:12:46	34.029	15.56
13/06/21	15:12:47	34.012	15.63
13/06/21	15:12:48	34.029	15.63
13/06/21	15:12:49	34.029	15.69
13/06/21	15:12:50	34.029	15.69
13/06/21	15:12:51	34.029	15.75
13/06/21	15:12:52	34.029	15.75
13/06/21	15:12:53	34.012	15.81
13/06/21	15:12:54	34.029	15.88
13/06/21	15:12:55	34.012	15.88
13/06/21	15:12:56	34.012	15.94
13/06/21	15:12:57	34.029	15.94
13/06/21	15:12:58	34.029	16
13/06/21	15:12:59	34.029	16
13/06/21	15:13:00	34.012	16.06
13/06/21	15:13:01	34.029	16.06
13/06/21	15:13:02	34.012	16.13
13/06/21	15:13:03	34.029	16.13
13/06/21	15:13:04	34.029	16.19
13/06/21	15:13:05	34.029	16.19
13/06/21	15:13:06	34.012	16.19
13/06/21	15:13:07	34.029	16.25
13/06/21	15:13:08	34.029	16.31
13/06/21	15:13:09	34.029	16.31
13/06/21	15:13:10	34.029	16.31
13/06/21	15:13:11	34.029	16.38
13/06/21	15:13:12	34.029	16.38
13/06/21	15:13:13	34.029	16.44
13/06/21	15:13:14	34.029	16.44
13/06/21	15:13:15	34.012	16.5
13/06/21	15:13:16	34.029	16.5
13/06/21	15:13:17	34.029	16.56
13/06/21	15:13:18	34.029	16.56
13/06/21	15:13:19	34.029	16.56
13/06/21	15:13:20	34.029	16.63
13/06/21	15:13:21	34.029	16.63
13/06/21	15:13:22	34.029	16.69
13/06/21	15:13:23	34.029	16.69
13/06/21	15:13:24	34.029	16.75
13/06/21	15:13:25	34.029	16.75
13/06/21	15:13:26	34.029	16.81
13/06/21	15:13:27	34.029	16.81
13/06/21	15:13:28	34.029	16.81

13/06/21	15:13:29	34.029	16.88
13/06/21	15:13:30	34.029	16.88
13/06/21	15:13:31	34.029	16.94
13/06/21	15:13:32	34.029	16.94
13/06/21	15:13:33	34.029	16.94
13/06/21	15:13:34	34.012	17
13/06/21	15:13:35	34.029	17
13/06/21	15:13:36	34.029	17.06
13/06/21	15:13:37	34.029	17.06
13/06/21	15:13:38	34.029	17.06
13/06/21	15:13:39	34.029	17.13
13/06/21	15:13:40	34.029	17.13
13/06/21	15:13:41	34.029	17.13
13/06/21	15:13:42	34.029	17.19
13/06/21	15:13:43	34.029	17.19
13/06/21	15:13:44	34.029	17.19
13/06/21	15:13:45	34.029	17.25
13/06/21	15:13:46	34.029	17.25
13/06/21	15:13:47	34.029	17.31
13/06/21	15:13:48	34.029	17.31
13/06/21	15:13:49	34.029	17.31
13/06/21	15:13:50	34.029	17.38
13/06/21	15:13:51	34.029	17.38
13/06/21	15:13:52	34.029	17.38
13/06/21	15:13:53	34.029	17.44
13/06/21	15:13:54	34.029	17.44
13/06/21	15:13:55	34.029	17.44
13/06/21	15:13:56	34.029	17.5
13/06/21	15:13:57	34.029	17.5
13/06/21	15:13:58	34.029	17.5
13/06/21	15:13:59	34.029	17.56
13/06/21	15:14:00	34.029	17.56
13/06/21	15:14:01	34.029	17.56
13/06/21	15:14:02	34.029	17.63
13/06/21	15:14:03	34.029	17.63
13/06/21	15:14:04	34.029	17.63
13/06/21	15:14:05	34.029	17.69
13/06/21	15:14:06	34.029	17.69
13/06/21	15:14:07	34.029	17.69
13/06/21	15:14:08	34.029	17.69
13/06/21	15:14:09	34.029	17.75
13/06/21	15:14:10	34.029	17.75
13/06/21	15:14:11	34.029	17.75
13/06/21	15:14:12	34.029	17.81
13/06/21	15:14:13	34.029	17.81
13/06/21	15:14:14	34.029	17.81
13/06/21	15:14:15	34.029	17.88
13/06/21	15:14:16	34.029	17.88
13/06/21	15:14:17	34.029	17.88
13/06/21	15:14:18	34.029	17.88
13/06/21	15:14:19	34.029	17.94
13/06/21	15:14:20	34.029	17.94
13/06/21	15:14:21	34.029	17.94
13/06/21	15:14:22	34.029	18
13/06/21	15:14:23	34.029	18
13/06/21	15:14:24	34.029	18
13/06/21	15:14:25	34.029	18.06
13/06/21	15:14:26	34.029	18.06
13/06/21	15:14:27	34.029	18.06
13/06/21	15:14:28	34.029	18.06
13/06/21	15:14:29	34.029	18.13

13/06/21	15:14:30	34.029	18.13
13/06/21	15:14:31	34.029	18.13
13/06/21	15:14:32	34.029	18.13
13/06/21	15:14:33	34.029	18.19
13/06/21	15:14:34	34.029	18.19
13/06/21	15:14:35	34.029	18.19
13/06/21	15:14:36	34.029	18.25
13/06/21	15:14:37	34.029	18.25
13/06/21	15:14:38	34.029	18.25
13/06/21	15:14:39	34.029	18.25
13/06/21	15:14:40	34.029	18.31
13/06/21	15:14:41	34.029	18.31
13/06/21	15:14:42	34.029	18.31
13/06/21	15:14:43	34.029	18.31
13/06/21	15:14:44	34.029	18.38
13/06/21	15:14:45	34.029	18.38
13/06/21	15:14:46	34.029	18.38
13/06/21	15:14:47	34.029	18.38
13/06/21	15:14:48	34.029	18.44
13/06/21	15:14:49	34.029	18.44
13/06/21	15:14:50	34.029	18.44
13/06/21	15:14:51	34.029	18.44
13/06/21	15:14:52	34.029	18.44
13/06/21	15:14:53	34.029	18.5
13/06/21	15:14:54	34.029	18.5
13/06/21	15:14:55	34.029	18.5

690 Saint Paul Street
NYSDEC Brownfield Cleanup Program Remedial Investigation
NYSDEC BCP ID No. C828159

Table 12 – AOC #1 IRM Confirmatory Sample Data

Table 12a
690 Saint Paul Street
NYSDEC Brownfield Cleanup Program Remedial Investigation Report
NYSDEC BCP ID No. C828159

Summary of Confirmatory Soil Samples - IRM Excavation - Volatile Organic Compounds (VOCs)
Results in Milligrams per Kilogram (mg/Kg) or Parts Per Million (PPM)

Sample ID	Confirmatory Soil Samples										NYCRR Part 375-6.8(a) Unrestricted Use Soil Cleanup Objectives	NYCRR Part 375-6.8(b) Restricted Use Soil Cleanup Objectives: Protection of Public Health: Restricted Residential	NYCRR Part 375-6.8(b) Restricted Use Soil Cleanup Objectives: Protection of Groundwater
	CS-1	**CS-2**	**CS-3**	**CS-4**	**CS-5**	**CS-6**	**CS-7**	**CS-8**	**CS-9**	**CS-10**			
Sample Collection Date	**11/16/11**	**11/16/11**	**11/16/11**	**11/17/11**	**11/17/11**	**11/29/11**	**11/29/11**	**12/2/11**	**12/2/11**	**12/7/11**			
Volatile Organic Compounds													
Chloromethane	<0.0054 U	<0.0054 U	<0.0058 U	<0.0052 U	<0.0054 U	<0.00396 U	<0.00437 U	<0.00405 U	<0.00427 U	<0.00414 U	NA	NA	NA
Vinyl chloride	<0.0054 U	<0.0054 U	**0.110**	<0.0052 U	<0.0054 U	<0.00396 U	0.0105	<0.00405 U	**0.0366**	0.00305 J	0.02	0.90	0.02
1,1-Dichloroethene	<0.0054 U	<0.0054 U	0.0015 J	<0.0052 U	<0.0054 U	<0.00396 U	<0.00437 U	<0.00405 U	0.00527	<0.00414 U	0.33	100	0.33
Acetone	<0.0054 U	<0.0054 U	<0.0058 U	<0.0052 U	<0.0054 U	0.039	0.0189 J	0.0287 B	0.0134 JB	<0.0207 U	0.05	100	0.05
Carbon disulfide	<0.0054 U	0.0037 J	<0.0058 U	<0.0052 U	<0.0054 U	0.00651	0.00584	0.0132	0.00268 J	0.00298 J	2.7**	100*	2.7**
Methylene chloride	<0.0054 U	<0.0054 U	<0.0058 U	<0.0052 U	<0.0054 U	<0.00989 U	<0.0109 U	<0.0101 U	<0.00427 U	<0.0103 U	0.05	100	0.05
trans-1,2-dichloroethene	<0.0054 U	<0.0054 U	0.0031 J	<0.0052 U	<0.0054 U	0.00205 J	0.00482	<0.00405 U	0.00317 J	0.00417	0.19	100	0.19
Methyl tert-butyl ether	<0.0054 U	<0.0054 U	<0.0058 U	<0.0052 U	<0.0054 U	NA	NA	NA	NA	NA	0.93	100	0.93
1,1-Dichloroethane	<0.0054 U	<0.0054 U	<0.0058 U	<0.0052 U	<0.0054 U	<0.00396 U	<0.00437 U	<0.00405 U	<0.00427 U	<0.00414 U	0.27	26	0.27
2-Butanone	<0.0054 U	<0.0054 U	<0.0058 U	<0.0052 U	<0.0054 U	<0.0198 U	<0.0219 U	<0.0203 U	<0.0214 U	<0.0207 U	0.3**	100*	0.3**
cis-1,2-dichloroethene	0.004 J	0.12	**3.3** D	0.068	0.007	0.0189	0.0732	<0.00405 U	**0.271**	0.173	0.25	100	0.25
Chloroform	<0.0054 U	<0.0054 U	<0.0058 U	<0.0052 U	<0.0054 U	<0.00396 U	<0.00437 U	<0.00405 U	<0.00427 U	<0.00414 U	0.37	49	0.37
Chloroethane	<0.0054 U	<0.0054 U	<0.0058 U	<0.0052 U	<0.0054 U	<0.00396 U	<0.00437 U	<0.00405 U	<0.00427 U	<0.00414 U	NA	NA	NA
1,2-Dichloroethane	<0.0054 U	<0.0054 U	<0.0058 U	<0.0052 U	<0.0054 U	<0.00396 U	<0.00437 U	<0.00405 U	<0.00427 U	<0.00414 U	0.02	3.1	0.02
Benzene	<0.0054 U	<0.0054 U	<0.0058 U	<0.0052 U	<0.0054 U	0.00106	0.00309 J	<0.00405 U	<0.00427 U	<0.00414 U	0.06	4.8	0.06
Trichloroethene	0.0029 J	0.46 D	**1.8** D	**2.1** D	0.005 J	0.00164	0.107	<0.00405 U	0.186	0.234	0.47	21	0.47
Toluene	0.0042 BJ	0.0026 J	0.002 J	0.004 BJ	0.0037 BJ	<0.00396 U	0.0135	<0.00405 U	<0.00427 U	<0.00414 U	0.7	100	0.7
1,1,2-Trichloroethane	<0.0054 U	<0.0054 U	<0.0058 U	<0.0052 U	<0.0054 U	<0.00396 U	<0.00437 U	<0.00405 U	<0.00427 U	<0.00414 U	NA	NA	NA
Tetrachloroethene	<0.0054 U	0.0029 J	0.0082	<0.0052 U	<0.0054 U	<0.00396 U	<0.00437 U	<0.00405 U	<0.00427 U	0.00235 J	1.3	19	1.3
Ethylbenzene	<0.0054 U	<0.0054 U	<0.0058 U	<0.0052 U	<0.0054 U	0.00434	0.075	<0.00405 U	0.00245 J	<0.00414 U	1	41	1
m,p-Xylene	<0.0054 U	<0.0054 U	<0.0058 U	<0.0052 U	<0.0054 U	0.00395 J	0.0175	<0.00405 U	<0.00427 U	<0.00414 U	0.26	100	1.6
o-Xylene	<0.0054 U	<0.0054 U	<0.0058 U	<0.0052 U	<0.0054 U	<0.00396 U	0.0105	<0.00405 U	<0.00427 U	<0.00414 U	0.26	100	1.6
Isopropylbenzene	<0.0054 U	<0.0054 U	<0.0058 U	<0.0052 U	<0.0054 U	NA	NA	NA	NA	NA	2.3**	100*	2.3**
n-Propylbenzene	<0.0054 U	<0.0054 U	<0.0058 U	<0.0052 U	<0.0054 U	NA	NA	NA	NA	NA	3.9	100	3.9
1,3,5-Trimethylbenzene	<0.0054 U	<0.0054 U	<0.0058 U	<0.0052 U	<0.0054 U	NA	NA	NA	NA	NA	8.4	52	8.4
1,2,4-Trimethylbenzene	<0.0054 U	<0.0054 U	<0.0058 U	<0.0052 U	<0.0054 U	NA	NA	NA	NA	NA	3.6	52	3.6
sec-Butylbenzene	<0.0054 U	<0.0054 U	<0.0058 U	<0.0052 U	<0.0054 U	NA	NA	NA	NA	NA	11	100	11
4-Isopropyltoluene	<0.0054 U	<0.0054 U	<0.0058 U	<0.0052 U	<0.0054 U	NA	NA	NA	NA	NA	10**	NA	10**
n-Butylbenzene	<0.0054 U	<0.0054 U	<0.0058 U	<0.0052 U	<0.0054 U	NA	NA	NA	NA	NA	12	NA	NA
1,2-Dichlorobenzene	<0.0054 U	<0.0054 U	<0.0058 U	<0.0052 U	<0.0054 U	<0.00396 U	<0.00437 U	<0.00405 U	<0.00427 U	<0.00414 U	1.1	100	1.1
Naphthalene	<0.0054 U	<0.0054 U	0.002 J	<0.0052 U	<0.0054 U	NA	NA	NA	NA	NA	12	100	12
Total VOCs	0.0111	0.5892	5.2268	2.172	0.0157	0.07745	0.23285	0.0419	0.52057	0.41955	*Not Available*	*Not Available*	*Not Available*
Total VOC TICs	0.421	0.0391	None Detected	None Detected	0.014	0.4296	None Detected	0.2938	None Detected	Not Analyzed			
Total VOCs & VOC TICs	0.4321	0.6283	5.2268	2.1720	0.0297	0.50705	0.23285	0.3357	0.52057	0.41955			

Notes:
VOC analysis by United States Environmental Protection Agency (USEPA) Method SW846 8260.
Bold type indicates that the constituent was detected above NYCRR Part 375-6.8(b) Restricted Use Soil Cleanup Objectives: Protection of Groundwater
Grey shaded samples indicate this portion of the excavation was subsequently removed due to elevated constituent levels.
J – Indicates that the constituent was positively identified; but the associated numerical value is the approximate concentration of the constituent in the sample.
D - Indicates that the value was obtained from a secondary dilution anaylsis.
U - Indicates that the constituent was not detected.
B - Indicates analyte detected in the associated method blank.
NA = Not Applicable or Not Available
*Indicates no Part 375-6 SCO for this compound; SCO from NYSDEC Commissioner Policy 51 Supplemental SCOs for Protection of Groundwater

Table 12b
690 Saint Paul Street
NYSDEC Brownfield Cleanup Program Remedial Investigation Report
NYSDEC BCP ID No. C828159

Summary of Confirmatory Soil Samples - IRM Excavation - Semi Volatile Organic Compounds (SVOCs)
Results in Milligrams per Kilogram (mg/Kg) or Parts Per Million (PPM)

Sample ID	Confirmatory Soil Samples									NYCRR Part 375-6.8(a) Unrestricted Use Soil Cleanup Objectives	NYCRR Part 375-6.8(b) Restricted Use Soil Cleanup Objectives: Protection of Public Health: Restricted Residential	NYCRR Part 375-6.8(b) Restricted Use Soil Cleanup Objectives: Protection of Groundwater
	CS-1	CS-2	CS-3	CS-4	CS-5	CS-6	CS-7	CS-8	CS-9			
Sample Collection Date	11/16/11	11/16/11	11/16/11	11/17/11	11/17/11	11/29/11	11/29/11	12/2/11	12/2/11			
Semi Volatile Organic Compounds												
Naphthalene	<0.37 U	<0.35 U	0.44	<0.36 U	<0.034 U	<0.312 U	<0.327 U	<0.307 U	<0.309 U	12	100	12
2-Methylnaphthalene	<0.37 U	<0.35 U	0.32 J	<0.36 U	<0.034 U	<0.312 U	<0.327 U	<0.307 U	<0.309 U	0.41*	0.41*	36.4**
Acenaphthylene	0.19 J	<0.35 U	0.39	<0.36 U	<0.034 U	<0.312 U	<0.327 U	<0.307 U	<0.309 U	100	100	107
Acenaphthene	<0.37 U	<0.35 U	1.1	<0.36 U	<0.034 U	<0.312 U	<0.327 U	<0.307 U	<0.309 U	20	100	98
Dibenzofuran	0.087 J	<0.35 U	0.88	<0.36 U	<0.034 U	<0.312 U	<0.327 U	<0.307 U	<0.309 U	6.2*	NA	6.2*
Fluorene	0.12 J	<0.35 U	1.5	<0.36 U	<0.034 U	<0.312 U	<0.327 U	<0.307 U	<0.309 U	30	100	386
Pentachlorophenol	<0.76 U	<0.71 U	<0.77 U	<0.74 U	0.28 J	<0.779 U	<0.818 U	<0.768 U	<0.772 U	0.8	6.7	0.8
Phenanthrene	0.74	<0.35 U	11.0 D	<0.36 U	0.077 J	0.183 J	<0.327 U	<0.307 U	<0.309 U	100	100	1,000
Anthracene	0.21 J	<0.35 U	3.1	<0.36 U	<0.034 U	<0.312 U	<0.327 U	<0.307 U	<0.309 U	100	100	1,000
Carbazole	0.37 U	<0.35 U	1.2	<0.36 U	<0.034 U	NA	<0.327 U	<0.307 U	<0.309 U	NA	NA	NA
Di-n-butylphthalate	0.12 J	0.087 J	0.14 J	<0.36 U	<0.034 U	<0.312 U	<0.327 U	<0.307 U	<0.309 U	8.1**	100*	8.1**
Fluoranthene	1.7	<0.35 U	15.0 D	<0.36 U	0.13 J	0.246 J	<0.327 U	<0.307 U	<0.309 U	100	100	1,000
Pyrene	1.5	<0.35 U	13.0 D	<0.36 U	0.13 J	0.223 J	<0.327 U	<0.307 U	<0.309 U	100	100	1,000
Butylbenzylphthalate	0.081 J	<0.35 U	<0.38 U	<0.36 U	<0.034 U	<0.312 U	<0.327 U	<0.307 U	<0.309 U	100	100*	122**
Benzo(a)anthracene	**1**	<0.35 U	**7.6** D	<0.36 U	0.076 J	<0.312 U	<0.327 U	<0.307 U	<0.309 U	1	1	1
Chrysene	**1**	<0.35 U	**6.1**	<0.36 U	0.082 J	<0.312 U	<0.327 U	<0.307 U	<0.309 U	1	4	1
Bis(2-ethylhexyl)phthalate	0.99	0.12 J	0.45	<0.36 U	0.071 J	0.761	<0.327 U	<0.307 U	<0.309 U	50*	50*	435**
Benzo(b)fluoranthene	**1.3**	<0.35 U	**5.7**	<0.36 U	0.079 J	<0.312 U	<0.327 U	<0.307 U	<0.309 U	1	1	2
Benzo(k)fluoranthene	0.66	<0.35 U	**4.7**	<0.36 U	<0.034 U	<0.312 U	<0.327 U	<0.307 U	<0.309 U	0.8	3.9	2
Benzo(a)pyrene	1	<0.35 U	**5.6**	<0.36 U	<0.034 U	<0.312 U	<0.327 U	<0.307 U	<0.309 U	1	1	22
Indeno(1,2,3-cd)pyrene	**0.59**	<0.35 U	3.1	<0.36 U	<0.034 U	<0.312 U	<0.327 U	<0.307 U	<0.309 U	0.5	0.5	8.2
Dibenzo(a,h)anthracene	0.27 J	<0.35 U	**1.8**	<0.36 U	<0.034 U	<0.312 U	<0.327 U	<0.307 U	<0.309 U	0.33	0.33	1,000
Benzo(g,h,i)perylene	0.71	<0.35 U	3.5	<0.36 U	<0.034 U	<0.312 U	<0.327 U	<0.307 U	<0.309 U	100	100	1,000
Total SVOCs	12.268	0.207	86.62	0	0.925	1.413	0	0	0	*Not Available*	*Not Available*	*Not Available*
Total SVOC TICs	12.18	4.95	16.15	1.41	1.73	5.998	0.453	1.099	0.13			
Total SVOCs & SVOC TICs	24.448	5.157	102.77	1.41	2.655	7.411	0.453	1.099	0.13			

Notes:
SVOC analysis by United States Environmental Protection Agency (USEPA) Method SW846 8270.
Bold type indicates that the constituent was detected at a concentration above the NYCRR Part 375-6.8(b) Standard: Protection of Groundwater
Grey shaded samples indicate this portion of the excavation was subsequently removed due to elevated constituent levels.
J – Indicates that the constituent was positively identified; but the associated numerical value is the approximate concentration of the constituent in the sample.
D - Indicates that the value was obtained from a secondary dilution anaylsis.
U - Indicates that the constituent was not detected.
NA = Not Applicable or Not Available
*Indicates no Part 375-6 SCO for this compound; SCO from NYSDEC Commissioner Policy 51 Supplemental SCOs for Residential Facilities
**Indicates no Part 375-6 SCO for this compound; SCO from NYSDEC Commissioner Policy 51 Supplemental SCOs for Protection of Groundwater
Sample CS-10 not analyzed for SVOCs

Table 12c
690 Saint Paul Street
NYSDEC Brownfield Cleanup Program Remedial Investigation Report
NYSDEC BCP ID No. C828159

Summary of Confirmatory Soil Samples - IRM Excavation - Pesticides
Results in Milligrams per Kilogram (mg/Kg) or Parts Per Million (PPM)

Sample ID	Confirmatory Soil Samples									NYCRR Part 375-6.8(a) Unrestricted Use Soil Cleanup Objective	NYCRR Part 375-6.8(b) Restricted Use Soil Cleanup Objectives: Protection of Public Health: Restricted Residential	NYCRR Part 375-6.8(b) Restricted Use Soil Cleanup Objectives: Protection of Groundwater
	CS-1	CS-2	CS-3	CS-4	CS-5	CS-6	CS-7	CS-8	CS-9			
Sample Collection Date	11/16/11	11/16/11	11/16/11	11/17/11	11/17/11	11/29/11	11/29/11	12/2/11	12/2/11			
Pesticides												
alpha-BHC	<0.0019 U	<0.0018 U	<0.0019 U	<0.0019 U	<0.0018 U	<0.00312 U	<0.00326 U	<0.00308 U	<0.00308 U	0.02	0.48	0
beta-BHC	<0.0019 U	<0.0018 U	<0.0019 U	<0.0019 U	<0.0018 U	<0.00312 U	<0.00326 U	<0.00308 U	<0.00308 U	0.036	0.36	0.09
delta-BHC	<0.0019 U	<0.0018 U	<0.0019 U	<0.0019 U	<0.0018 U	<0.00312 U	<0.00326 U	<0.00308 U	<0.00308 U	0.04	100	0.25
gamma-BHC (Lindane)	<0.0019 U	<0.0018 U	0.004	<0.0019 U	<0.0018 U	<0.00312 U	<0.00326 U	<0.00308 U	<0.00308 U	NA	NA	NA
Heptachlor	<0.0019 U	<0.0018 U	<0.0019 U	<0.0019 U	<0.0018 U	<0.00312 U	<0.00326 U	<0.00308 U	<0.00308 U	0.042	2.1	0.38
Aldrin	<0.0019 U	<0.0018 U	<0.0019 U	<0.0019 U	<0.0018 U	<0.00312 U	<0.00326 U	<0.00308 U	<0.00308 U	0.005	0.097	0.19
Heptachlor Epoxide	0.0035	<0.0018 U	0.0027 P	<0.0019 U	<0.0018 U	<0.00312 U	<0.00326 U	<0.00308 U	<0.00308 U	0.077*	0.077*	0.02**
Endosulfan I	<0.0019 U	<0.0018 U	<0.0019 U	<0.0019 U	<0.0018 U	<0.00312 U	<0.00326 U	<0.00308 U	<0.00308 U	2.4	24	102
Dieldrin	<0.0038 U	<0.0036 U	<0.0038 U	<0.0036 U	<0.0035 U	<0.00312 U	<0.00326 U	<0.00308 U	<0.00308 U	0.005	0.2	0.1
4,4'-DDE	<0.0038 U	<0.0036 U	<0.0038 U	<0.0036 U	<0.0035 U	<0.00312 U	<0.00326 U	<0.00308 U	<0.00308 U	0.0033	8.9	17
Endrin	<0.0038 U	<0.0036 U	<0.0038 U	<0.0036 U	<0.0035 U	<0.00312 U	<0.00326 U	<0.00308 U	<0.00308 U	0.014	11	0.06
Endosulfan II	<0.0038 U	<0.0036 U	<0.0038 U	<0.0036 U	<0.0035 U	<0.00312 U	<0.00326 U	<0.00308 U	<0.00308 U	2.4	24	102
4,4'-DDD	<0.0038 U	<0.0036 U	<0.0038 U	<0.0036 U	<0.0035 U	<0.00312 U	<0.00326 U	<0.00308 U	<0.00308 U	0.0033	13	14
Endosulfan Sulfate	<0.0038 U	<0.0036 U	0.0043	<0.0036 U	<0.0035 U	<0.00312 U	<0.00326 U	<0.00308 U	<0.00308 U	2.4	24	1,000
4,4'-DDT	**0.012**	<0.0036 U	<0.0038 U	<0.0036 U	**0.0045**	0.00258 J	0.00214 J	0.00198 J	0.00198 U	0.0033	7.9	136
Methoxychlor	<0.019 U	<0.018 U	<0.019 U	<0.019 U	<0.018 U	<0.00312 U	<0.00326 U	<0.00308 U	<0.00308 U	100*	100*	900**
Endrin Ketone	<0.0038 U	<0.0036 U	0.0086	<0.0036 U	<0.0035 U	<0.00312 U	<0.00326 U	<0.00308 U	<0.00308 U	NA	NA	NA
Endrin Aldehyde	<0.0038 U	<0.0036 U	0.0084	<0.0036 U	<0.0035 U	<0.00312 U	<0.00326 U	<0.00308 U	<0.00308 U	NA	NA	NA
alpha-Chlordane	<0.0019 U	<0.0018 U	<0.0019 U	<0.0019 U	<0.0018 U	<0.00312 U	<0.00326 U	<0.00308 U	<0.00308 U	0.094	4.2	2.9
gamma-Chlordane	<0.0019 U	<0.0018 U	<0.0019 U	<0.0019 U	<0.0018 U	<0.00312 U	<0.00326 U	<0.00308 U	<0.00308 U	0.54*	0.54*	14**
Toxaphene	<0.19 U	<0.18 U	<0.19 U	<0.19 U	<0.18 U	0.0156 U	<0.0163 U	<0.0154 U	<0.0154 U	NA	NA	NA

Notes:

Pesticide analysis by United States Environmental Protection Agency (USEPA) Method SW846 8081

Grey shaded samples indicate this portion of the excavation was subsequently removed due to elevated constituent levels.

Bold type indicates that the constituent was detected at a concentration above the NYCRR Part 375-6.8(a) Standard: Unrestricted Use

J – Indicates that the constituent was positively identified; but the associated numerical value is the approximate concentration of the constituent in the sample.

U - Indicates that the constituent was not detected.

NA = Not Applicable or Not Available

*Indicates no Part 375-6 SCO for this compound; SCO from NYSDEC Commissioner Policy 51 Supplemental SCOs for Residential Facilities

**Indicates no Part 375-6 SCO for this compound; SCO from NYSDEC Commissioner Policy 51 Supplemental SCOs for Protection of Groundwater

Sample CS-10 not analyzed for pesticides.

Table 12d
690 Saint Paul Street
NYSDEC Brownfield Cleanup Program Remedial Investigation Report
NYSDEC BCP ID No. C828159

Summary of Confirmatory Soil Samples - IRM Excavation - Polychlorinated Biphenyls (PCBs)
Results in Milligrams per Kilogram (mg/Kg) or Parts Per Million (PPM)

Sample ID	Confirmatory Soil Samples									NYCRR Part 375-6.8(a) Unrestricted Use Soil Cleanup Objectives	NYCRR Part 375-6.8(b) Restricted Use Soil Cleanup Objectives: Protection of Public Health: Restricted Residential	NYCRR Part 375-6.8(b) Restricted Use Soil Cleanup Objectives: Protection of Groundwater
	CS-1	CS-2	CS-3	CS-4	CS-5	CS-6	CS-7	CS-8	CS-9			
Sample Collection Date	11/16/11	11/16/11	11/16/11	11/17/11	11/17/11	11/29/11	11/29/11	12/2/11	12/2/11			
Polychlorinated Biphenyls												
Aroclor 1016	<0.038 U	<0.036 U	<0.038 U	<0.036 U	<0.035 U	<0.0312 U	<0.0326 U	<0.0308 U	<0.0308 U	NA	NA	NA
Aroclor 1221	<0.038 U	<0.036 U	<0.038 U	<0.036 U	<0.035 U	<0.0312 U	<0.0326 U	<0.0308 U	<0.0308 U	NA	NA	NA
Aroclor 1232	<0.038 U	<0.036 U	<0.038 U	<0.036 U	<0.035 U	<0.0312 U	<0.0326 U	<0.0308 U	<0.0308 U	NA	NA	NA
Aroclor 1242	<0.038 U	<0.036 U	<0.038 U	<0.036 U	<0.035 U	<0.0312 U	<0.0326 U	<0.0308 U	<0.0308 U	NA	NA	NA
Aroclor 1248	<0.038 U	<0.036 U	<0.038 U	<0.036 U	<0.035 U	<0.0312 U	<0.0326 U	<0.0308 U	<0.0308 U	NA	NA	NA
Aroclor 1254	<0.038 U	<0.036 U	<0.038 U	<0.036 U	<0.035 U	<0.0312 U	<0.0326 U	<0.0308 U	<0.0308 U	NA	NA	NA
Aroclor 1260	0.082 P	<0.036 U	0.042 P	<0.036 U	<0.035 U	<0.0312 U	<0.0326 U	<0.0308 U	<0.0308 U	NA	NA	NA
TOTAL	0.082	<0.036 U	0.042	<0.036 U	<0.035 U	<0.0312 U	<0.0326 U	<0.0308 U	<0.0308 U	0.1	1	3.2

Notes:

PCB analysis by United States Environmental Protection Agency (USEPA) Method SW846 8082.

Grey shaded samples indicate this portion of the excavation was subsequently removed due to elevated constituent levels.

U - Indicates that the constituent was not detected.

P - Indicates there was a difference greater than 25% for detected concentrations between the two GC columns.

NA = Not Applicable or Not Available

Sample CS-10 not analyzed for PCBs.

690 Saint Paul Street
NYSDEC Brownfield Cleanup Program Remedial Investigation
NYSDEC BCP ID No. C828159

Table 13 – AOC #2 & AOC #6 IRM Confirmatory Sample Data

Table 13A
690 Saint Paul Street
NYSDEC Brownfield Cleanup Program Remedial Investigation Report
NYSDEC BCP ID No. C828159

Summary of Confirmatory Soil Samples - AOC #2 IRM Excavation - Volatile Organic Compounds (VOCs)
Results in Milligrams per Kilogram (mg/Kg) or Parts Per Million (PPM)

Sample ID	Confirmatory/Documentation Soil Samples														NYCRR Part 375-6.8(a) Unrestricted Use Soil Cleanup Objectives	NYCRR Part 375-6.8(b) Restricted Use Soil Cleanup Objectives: Protection of Public Health: Restricted Residential	NYCRR Part 375-6.8(b) Restricted Use Soil Cleanup Objectives: Protection of Groundwater
	AOC2-CS-01	AOC2-CS-02	AOC2-CS-03	AOC2-CS-04	AOC2-CS-05	AOC2-CS-06	AOC2-CS-07	AOC2-CS-08	AOC2-CS-09	AOC2-CS-10	AOC2-CS-11	AOC2-CS-12	AOC2-CS-13	AOC2-CS-14			
Collection Depth	10'-10.5'	11'	11.5'	11.5'	11'	10'-11'	11'3"	11'3"	10.5'-11'	10.5'	11'	11.5'	11'	11'			
Sample Collection Date	**7/25/12**	**7/25/12**	**7/26/12**	**7/26/12**	**7/30/12**	**8/2/12**	**8/7/12**	**8/8/12**	**8/9/12**	**8/9/12**	**8/16/12**	**8/16/12**	**8/21/12**	**8/21/12**			
Volatile Organic Compounds																	
Chloromethane	<0.00453 U	<0.00353 U	<0.00362 U	<0.00366 U	<0.00439 U	<0.00384 U	<0.00365 U	<0.0865 U	<0.00380 U	<0.00393 U	<0.00325 U	<0.00375 U	<0.0628 U	<0.0414 U	NA	NA	NA
Bromodichloromethane	<0.00453 U	<0.00353 U	<0.00362 U	<0.00366 U	<0.00439 U	<0.00384 U	<0.00365 U	<0.0865 U	<0.00380 U	<0.00393 U	<0.00325 U	<0.00375 U	<0.0628 U	<0.0414 U	NA	NA	NA
Bromomethane	<0.00453 UJ	<0.00353 UJ	<0.00362 U	<0.00366 U	<0.00439 U	<0.00384 U	<0.00365 U	<0.0865 U	<0.00380 U	<0.00393 U	<0.00325 U	<0.00375 U	<0.0628 U	<0.0414 U	NA	NA	NA
Bromoform	<0.0113 UJ	<0.00882 UJ	<0.00904 UJ	<0.00914 UJ	<0.0110 UJ	<0.00960 UJ	<0.00912 U	<0.216 U	<0.00949 U	<0.00983 U	<0.00813 U	<0.00937 U	<0.157 U	<0.103 U	NA	NA	NA
Carbon Tetrachloride	<0.00453 U	<0.00353 U	<0.00362 U	<0.00366 U	<0.00439 UJ	<0.00384 U	<0.00365 U	<0.0865 U	<0.00380 U	<0.00393 U	<0.00325 U	<0.00375 U	<0.0628 U	<0.0414 U	0.76	2.4	0.76
2-Chloroethyl vinyl Ether	<0.0226 UJ	<0.0176 UJ	<0.0181 U	<0.0183 U	<0.0219 U	<0.0192 R	<0.0182 U	<0.433 U	<0.0190 R	<0.0197 R	<0.0163 U	<0.0187 U	<0.314 UJ	<0.207 UJ	NA	NA	NA
Dibromochloromethane	<0.00453 UJ	<0.00353 UJ	<0.00362 UJ	<0.00366 UJ	<0.00439 UJ	<0.00384 UJ	<0.00365 U	<0.0865 U	<0.00380 U	<0.00393 U	<0.00325 U	<0.00375 U	<0.0628 U	<0.0414 U	10**	NA	NA
Vinyl chloride	<0.00453 U	<0.00353 U	<0.00362 U	<0.00366 U	<0.00439 U	<0.00384 U	<0.00365 U	<0.0865 U	<0.00380 U	<0.00393 U	<0.00325 U	<0.00375 U	<0.0628 U	<0.0414 U	0.02	0.90	0.02
1,1-Dichloroethene	<0.00453 U	<0.00353 U	<0.00362 U	<0.00366 U	<0.00439 U	<0.00384 U	<0.00365 U	<0.0865 U	<0.00380 U	<0.00393 U	<0.00325 U	<0.00375 U	<0.0628 U	<0.0414 U	0.33	100	0.33
Acetone	**0.163** U	**0.122** U	0.0453 U	0.0433 U	<0.0219 UJ	0.0228 U	<0.0182 UJ	<0.433 UJ	<0.0190 UJ	<0.0197 UJ	<0.0163 UJ	<0.0187 UJ	<0.314 UJ	**0.301** J	0.05	100	0.05
Carbon disulfide	<0.00453 U	<0.00353 U	<0.00362 U	<0.00366 U	<0.00439 U	<0.00384 U	<0.00365 U	<0.0865 U	<0.00380 U	<0.00393 U	<0.00325 U	<0.00375 U	<0.0628 U	<0.0414 U	2.7*	NA	NA
Methylene chloride	<0.0113 UJ	<0.00882 UJ	<0.00904 UJ	<0.00914 UJ	<0.0110 UJ	<0.00960 UJ	<0.00912 UJ	<0.216 UJ	<0.00949 UJ	<0.00983 UJ	<0.00813 U	<0.00937 U	<0.157 U	<0.103 U	0.05	100	0.05
trans-1,2-dichloroethene	<0.00453 U	<0.00353 U	<0.00362 U	<0.00366 U	<0.00439 U	<0.00384 U	<0.00365 U	<0.0865 U	<0.00380 U	<0.00393 U	<0.00325 U	<0.00375 U	<0.0628 U	<0.0414 U	0.19	100	0.19
cis-1,3-Dichloropropane	<0.00453 U	<0.00353 U	<0.00362 U	<0.00366 U	<0.00439 U	<0.00384 U	<0.00365 U	<0.0865 U	<0.00380 U	<0.00393 U	<0.00325 U	<0.00375 U	<0.0628 U	<0.0414 U	NA	NA	NA
1,2-Dichloropropane	<0.00453 U	<0.00353 U	<0.00362 U	<0.00366 U	<0.00439 U	<0.00384 U	<0.00365 U	<0.0865 U	<0.00380 U	<0.00393 U	<0.00325 U	<0.00375 U	<0.0628 U	<0.0414 U	700**	NA	NA
trans-1,3-Dichloropropane	<0.00453 U	<0.00353 U	<0.00362 UJ	<0.00366 UJ	<0.00439 UJ	<0.00384 UJ	<0.00365 U	<0.0865 U	<0.00380 U	<0.00393 U	<0.00325 UJ	<0.00375 UJ	<0.0628 UJ	<0.0414 UJ	NA	NA	NA
1,1,2,2-Tetrachloroethane	<0.00453 U	<0.00353 U	<0.00362 U	<0.00366 U	<0.00439 U	<0.00384 U	<0.00365 U	<0.0865 U	<0.00380 U	<0.00393 U	<0.00325 U	<0.00375 U	<0.0628 U	<0.0414 U	0.6**	NA	NA
Methyl tert-butyl ether	<0.00453 U	<0.00353 U	<0.00362 U	<0.00366 U	<0.00439 U	<0.00384 U	<0.00365 U	<0.0865 U	<0.00380 U	<0.00393 U	<0.00325 U	<0.00375 U	<0.0628 U	<0.0414 U	0.93	100	0.93
Vinyl acetate	<0.0113 U	<0.00882 U	<0.00904 U	<0.00914 U	<0.0110 U	<0.00960 U	<0.00912 U	<0.216 U	<0.00949 U	<0.00983 U	<0.00813 U	<0.00937 U	<0.157 U	<0.103 U	NA	NA	NA
1,1-Dichloroethane	<0.00453 U	<0.00353 U	<0.00362 U	<0.00366 U	<0.00439 U	<0.00384 U	<0.00365 U	<0.0865 U	<0.00380 U	<0.00393 U	<0.00325 U	<0.00375 U	<0.0628 U	<0.0414 U	0.27	26	0.27
2-Butanone	<0.0226 U	<0.0176 U	<0.0181 U	<0.0183 U	<0.0219 U	<0.0192 U	<0.0182 U	<0.433 U	<0.0190 U	<0.0197 U	<0.0163 U	<0.0187 U	<0.0628 U	<0.207 U	0.3*	NA	NA
2-Hexanone	<0.0113 U	<0.00882 U	<0.00904 U	<0.00914 U	<0.0110 U	<0.00960 U	<0.00912 U	<0.216 U	<0.00949 U	<0.00983 U	<0.00813 U	<0.00937 U	<0.157 U	<0.103 U	NA	NA	NA
4-Methyl-2-pentanone	<0.0113 U	<0.00882 U	<0.00904 U	<0.00914 U	<0.0110 U	<0.00960 U	<0.00912 U	<0.216 U	<0.00949 U	<0.00983 U	<0.00813 U	<0.00937 U	<0.157 U	<0.103 U	1.0*	NA	NA
cis-1,2-dichloroethene	<0.00453 U	<0.00353 U	0.00540	<0.00366 U	<0.00439 U	<0.00384 U	<0.00365 U	<0.0865 U	<0.00380 U	<0.00393 U	<0.00325 U	<0.00375 U	<0.0628 U	<0.0414 U	0.25	100	0.25
Chloroform	<0.00453 U	<0.00353 U	<0.00362 U	<0.00366 U	<0.00439 U	<0.00384 U	<0.00365 U	<0.0865 U	<0.00380 U	<0.00393 U	<0.00325 U	<0.00375 U	<0.0628 U	<0.0414 U	0.37	49	0.37
Chloroethane	<0.00453 U	<0.00353 U	<0.00362 U	<0.00366 U	<0.00439 U	<0.00384 U	<0.00365 U	<0.0865 U	<0.00380 U	<0.00393 U	<0.00325 U	<0.00375 U	<0.0628 U	<0.0414 U	NA	NA	NA
1,2-Dichloroethane	<0.00453 U	<0.00353 U	<0.00362 U	<0.00366 U	<0.00439 U	<0.00384 U	<0.00365 U	<0.0865 U	<0.00380 U	<0.00393 U	<0.00325 U	<0.00375 U	<0.0628 U	<0.0414 U	0.02	3.1	0.02
Benzene	<0.00453 U	<0.00353 U	<0.00362 U	<0.00366 U	<0.00439 U	<0.00384 U	<0.00365 U	<0.0865 U	<0.00380 U	<0.00393 U	<0.00325 U	<0.00375 U	<0.0628 U	<0.0414 U	0.06	4.8	0.06
Chlorobenzene	<0.00453 U	<0.00353 U	<0.00362 U	<0.00366 U	<0.00439 U	<0.00384 U	<0.00365 U	<0.0865 U	<0.00380 U	<0.00393 U	<0.00325 U	<0.00375 U	<0.0628 U	<0.0414 U	1.1	100	500
Trichloroethene	<0.00453 U	<0.00353 U	0.0176	0.0261 J	<0.00439 U	<0.00384 U	<0.00365 U	<0.0865 U	<0.00380 U	0.00687	<0.00325 U	0.0241	<0.0628 U	<0.0414 U	0.47	21	0.47
Trichlorofluoromethane	<0.00453 U	<0.00353 U	<0.00362 U	<0.00366 U	<0.00439 U	0.00937 U	<0.00365 U	<0.0865 U	<0.00380 U	<0.00393 U	<0.00325 U	<0.00375 U	<0.0628 U	<0.0414 U	NA	NA	NA
Toluene	<0.00453 U	<0.00353 U	<0.00362 U	<0.00366 U	<0.00439 U	<0.00384 U	<0.00365 U	<0.0865 U	<0.00380 U	<0.00393 U	<0.00325 U	<0.00375 U	0.515	0.108	0.7	100	0.7
1,1,1-Trichloroethane	<0.00453 U	<0.00353 U	<0.00362 U	<0.00366 U	<0.00439 U	<0.00384 U	<0.00365 U	<0.0865 U	<0.00380 U	<0.00393 U	<0.00325 U	<0.00375 U	<0.0628 U	<0.0414 U	0.68	100	500
1,1,2-Trichloroethane	<0.00453 U	<0.00353 U	<0.00362 U	<0.00366 U	<0.00439 U	<0.00384 U	<0.00365 U	<0.0865 U	<0.00380 U	<0.00393 U	<0.00325 U	<0.00375 U	<0.0628 U	<0.0414 U	NA	NA	NA
Tetrachloroethene	<0.00453 U	<0.00353 U	<0.00362 U	<0.00366 U	<0.00439 U	<0.00384 U	<0.00365 U	<0.0865 U	0.00201 U	<0.00393 U	<0.00325 U	<0.00375 U	<0.0628 U	<0.0414 U	1.3	19	1.3
Ethylbenzene	<0.00453 U	<0.00353 U	<0.00362 U	<0.00366 U	<0.00439 U	<0.00384 U	<0.00365 U	0.232	<0.00380 U	<0.00393 U	<0.00325 U	<0.00375 U	**1.300**	0.241	1	41	1
m,p-Xylene	<0.00453 U	<0.00353 U	<0.00362 U	<0.00366 U	<0.00439 U	<0.00384 U	<0.00365 U	**0.912**	<0.00380 U	<0.00393 U	0.00228 J	0.00239 J	**5.600**	**1.010**	0.26	100	1.6
o-Xylene	<0.00453 U	<0.00353 U	<0.00362 U	<0.00366 U	<0.00439 U	<0.00384 U	<0.00365 U	0.0674 J	<0.00380 U	<0.00393 U	<0.00325 U	<0.00375 U	0.182	0.0563	0.26	100	1.6
Styrene	<0.0113 U	<0.00882 U	<0.00904 U	<0.00914 U	<0.0110 U	<0.00960 U	<0.00912 U	<0.216 U	<0.00949 U	<0.00983 U	<0.00813 U	<0.00937 U	<0.157 U	<0.103 U	300**	NA	NA
Isopropylbenzene	<0.00453 U	<0.00353 U	<0.00362 U	<0.00366 U	0.0114	<0.00384 U	<0.00365 U	0.599	<0.00380 U	<0.00393 U	<0.00325 U	<0.00375 U	0.241	0.0608	2.3*	NA	NA
n-Propylbenzene	<0.00453 U	<0.00353 U	<0.00362 U	<0.00366 U	0.0183	<0.00384 U	<0.00365 U	0.924	<0.00380 U	<0.00393 U	<0.00325 U	<0.00375 U	0.265	0.0640	3.9	100	3.9
1,3,5-Trimethylbenzene	<0.00453 U	<0.00353 U	<0.00362 U	<0.00366 U	0.00872	<0.00384 U	<0.00365 U	2.650	<0.00380 U	<0.00393 U	<0.00325 U	<0.00375 U	1.140	0.166	8.4	52	8.4
1,2,4-Trimethylbenzene	<0.00453 U	<0.00353 U	<0.00362 U	<0.00366 U	0.0564	<0.00384 U	<0.00365 U	**4.880**	<0.00380 U	<0.00393 U	<0.00325 U	<0.00375 U	2.000	0.337	3.6	52	3.6
sec-Butylbenzene	<0.00453 UJ	<0.00353 UJ	<0.00362 U	<0.00366 U	0.00585	<0.00384 U	<0.00365 U	0.133	<0.00380 U	<0.00393 U	<0.00325 U	<0.00375 U	0.0376 J	<0.0414 U	11	100	11
tert-Butylbenzene	<0.00453 U	<0.00353 U	<0.00362 U	<0.00366 U	<0.00439 U	<0.00384 U	<0.00365 U	<0.0865 U	<0.00380 U	<0.00393 U	<0.00325 U	<0.00375 U	<0.0628 U	<0.0414 U	5.9	100	500
p-Isopropyltoluene	<0.00453 UJ	<0.00353 UJ	<0.00362 U	<0.00366 U	0.00840	<0.00384 U	<0.00365 U	0.313	<0.00380 U	<0.00393 U	<0.00325 U	<0.00375 U	0.0866	<0.0414 U	10*	NA	NA
n-Butylbenzene	<0.00453 U	<0.00353 U	<0.00362 U	<0.00366 U	0.00862	<0.00384 U	<0.00365 U	<0.0865 U	<0.00380 U	<0.00393 U	<0.00325 U	<0.00375 U	<0.0628 U	<0.0414 U	12	NA	NA
1,4-Dichlorobenzene	<0.00453 U	<0.00353 U	<0.00362 U	<0.00366 U	<0.00439 U	<0.00384 U	<0.00365 U	<0.0865 U	<0.00380 U	<0.00393 U	<0.00325 U	<0.00375 U	<0.0628 U	<0.0414 U	1.8	13	130
1,3-Dichlorobenzene	<0.00453 U	<0.00353 U	<0.00362 U	<0.00366 U	<0.00439 U	<0.00384 U	<0.00365 U	<0.0865 U	<0.00380 U	<0.00393 U	<0.00325 U	<0.00375 U	<0.0628 U	<0.0414 U	2.4	49	280
1,2-Dichlorobenzene	<0.00453 U	<0.00353 U	<0.00362 U	<0.00366 U	<0.00439 U	<0.00384 U	<0.00365 U	<0.0865 U	<0.00380 U	<0.00393 U	<0.00325 U	<0.00375 U	<0.0628 U	<0.0414 U	1.1	100	1.1
Naphthalene	<0.0113 U	<0.00882 U	<0.00904 U	<0.00914 U	<0.0110 U	<0.00960 U	<0.00912 U	<0.216 U	<0.00949 U	<0.00983 U	<0.00813 U	<0.00937 U	0.139 J	<0.103 U	12	100	12
Total VOCs	0.1630	0.1220	0.0683	0.0694	0.11769	0.03217	0	10.7104	0.0020	0.0069	0.0023	0.0265	11.5062	2.34410			
Total VOC TICs	0.7239	0.08472	None detected	None detected	2.1101	0.5573	None Detected	38.120	None Detected	None Detected	None Detected	None Detected	30.815	5.394	*Not Available*	*Not Available*	*Not Available*
Total VOCs & VOC TICs	0.8869	0.2067	0.0683	0.0694	2.2278	0.58947	0	48.8304	0.00201	0.00687	0.00228	0.02649	42.3212	7.7381			

Notes:
VOC analysis by United States Environmental Protection Agency (USEPA) Method SW846 8260.
Bold type indicates that the constituent was detected above NYCRR Part 375-6.8(b) Restricted Use Soil Cleanup Objectives: Protection of Groundwater
Grey shaded samples indicate documentation samples collected from the Site's eastern property line.
J – Indicates that the constituent was positively identified; but the associated numerical value is the approximate concentration of the constituent in the sample.
D - Indicates that the value was obtained from a secondary dilution anaylsis.
U - Indicates that the constituent was not detected above laboratory method detection limit (MDL).
R - Indicates the quality control associated with the analysis or analyte indicates severe uncertainty with the reported result. The analyte was analyzed for, but the presence or absence of the analyte has not been verified.
NA = Not Applicable or Not Available
*Indicates no Part 375-6 SCO for this compound; SCO from NYSDEC Commissioner Policy 51 Supplemental SCOs for Protection of Groundwater
**Indicates no Part 375-6 SCO for this compound; SCO from NYSDEC Commissioner Policy 51 Supplemental SCOs for Protection of Ecological Resources

Table 13B
690 Saint Paul Street
NYSDEC Brownfield Cleanup Program Remedial Investigation Report
NYSDEC BCP ID No. C828159

Summary of Confirmatory Soil Samples - AOC #2 IRM Excavation - RCRA Metals
Results in Milligrams per Kilogram (mg/Kg) or Parts Per Million (PPM)

Sample ID	Confirmatory Sample		NYCRR Part 375-6.8(a) Unrestricted Use Soil Cleanup Objectives	NYCRR Part 375-6.8(b) Restricted Use Soil Cleanup Objectives: Protection of Public Health: Restricted Residential	NYCRR Part 375-6.8(b) Restricted Use Soil Cleanup Objectives: Protection of Groundwater
	AOC2-CS-Pipe				
Collection Depth	4'				
Sample Collection Date	8/1/12				
RCRA Metals					
Arsenic	3.47		13	16	16
Barium	47.4		350	400	820
Cadmium	<0.569	U	2.5	4.3	7.5
Chromium*	5.51		30	180	NA
Lead	40.8		63	400	450
Mercury	<0.0086	U	0.18	0.81	0.73
Selenium	<1.14	U	3.9	180	4
Silver	<1.14	U	2	180	8.3

Notes:
RCRA Metals analysis by United States Environmental Protection Agency (USEPA) Methods SW846 6010/3050/7471
U - Indicates that the constituent was not detected.
NA = Not Applicable or Not Available
*Assumed to be trivalent chromium.

Table 13C
690 Saint Paul Street
NYSDEC Brownfield Cleanup Program Remedial Investigation Report
NYSDEC BCP ID No. C828159

Summary of Confirmatory Soil Samples - AOC #6C & #6D IRM Excavation - Volatile Organic Compounds (VOCs)
Results in Milligrams per Kilogram (mg/Kg) or Parts Per Million (PPM)

Sample ID	Confirmatory/Documentation Soil Samples					NYCRR Part 375-6.8(a) Unrestricted Use Soil Cleanup Objectives	NYCRR Part 375-6.8(b) Restricted Use Soil Cleanup Objectives: Protection of Public Health: Restricted Residential	NYCRR Part 375-6.8(b) Restricted Use Soil Cleanup Objectives: Protection of Groundwater
	AOC-6-C N. Sidewall	AOC-6-C E. Sidewall	AOC-6-C SW Sidewall	AOC-6-C NW Sidewall	AOC6D-080312 E. Side			
Collection Depth	7.5'	7'-8'	8'	7.5'	8'1"			
Sample Collection Date	7/20/12	7/20/12	7/20/12	7/20/12	8/3/12			
Volatile Organic Compounds								
Chloromethane	<0.00658 U	<0.00464 U	<0.00393 U	<0.0985 U	<0.00426 U	NA	NA	NA
Bromodichloromethane	<0.00658 U	<0.00464 U	<0.00393 U	<0.0985 U	<0.00426 U	NA	NA	NA
Bromomethane	<0.00658 UJ	<0.00464 UJ	<0.00393 UJ	<0.0985 UJ	<0.00426 U	NA	NA	NA
Bromoform	<0.0164 UJ	<0.0116 UJ	<0.00983 UJ	<0.246 UJ	<0.0106 UJ	NA	NA	NA
Carbon Tetrachloride	<0.00658 U	<0.00464 U	<0.00393 U	<0.0985 U	<0.00426 U	0.76	2.4	0.76
2-Chloroethyl vinyl Ether	<0.0329 UJ	<0.0232 UJ	<0.0197 UJ	<0.492 UJ	<0.0213 R	NA	NA	NA
Dibromochloromethane	<0.00658 U	<0.00464 U	<0.00393 U	<0.0985 UJ	<0.00426 UJ	10**	NA	NA
Vinyl chloride	<0.00658 U	<0.00464 U	<0.00393 U	<0.0985 U	<0.00426 U	0.02	0.90	0.02
1,1-Dichloroethene	<0.00658 U	<0.00464 U	<0.00393 U	<0.0985 U	<0.00426 U	0.33	100	0.33
Acetone	**0.133** U	**0.0597** U	0.0368 U	<0.492 UJ	0.0318 J	0.05	100	0.05
Carbon disulfide	<0.00658 U	<0.00464 U	<0.00393 U	<0.0985 U	<0.00426 U	2.7*	NA	NA
Methylene chloride	<0.0164 UJ	0.00846 J	0.00609 J	<0.246 UJ	<0.0106 UJ	0.05	100	0.05
trans-1,2-dichloroethene	<0.00658 U	<0.00464 U	<0.00393 U	<0.0985 U	<0.00426 U	0.19	100	0.19
cis-1,3-Dichloropropane	<0.00658 U	<0.00464 U	<0.00393 U	<0.0985 U	<0.00426 U	NA	NA	NA
1,2-Dichloropropane	<0.00658 U	<0.00464 U	<0.00393 U	<0.0985 U	<0.00426 U	700**	NA	NA
trans-1,3-Dichloropropane	<0.00658 U	<0.00464 U	<0.00393 U	<0.0985 U	<0.00426 UJ	NA	NA	NA
1,1,2,2-Tetrachloroethane	<0.00658 U	<0.00464 U	<0.00393 U	<0.0985 U	<0.00426 U	0.6**	NA	NA
Methyl tert-butyl ether	<0.00658 U	<0.00464 U	<0.00393 U	<0.0985 U	<0.00426 U	0.93	100	0.93
Vinyl acetate	<0.0164 U	<0.0116 U	<0.00983 U	<0.246 U	<0.0106 U	NA	NA	NA
1,1-Dichloroethane	<0.00658 U	<0.00464 U	<0.00393 U	<0.0985 U	<0.00426 U	0.27	26	0.27
2-Butanone	<0.0329 U	<0.0232 U	<0.0197 U	<0.492 U	<0.0213 U	0.3*	NA	NA
2-Hexanone	<0.0164 U	<0.0116 U	<0.00983 U	<0.246 U	<0.0106 U	NA	NA	NA
4-Methyl-2-pentanone	<0.0164 U	<0.0116 U	<0.00983 U	<0.246 U	<0.0106 U	1.0*	NA	NA
cis-1,2-dichloroethene	<0.00658 U	<0.00464 U	<0.00393 U	<0.0985 U	<0.00426 U	0.25	100	0.25
Chloroform	<0.00658 U	<0.00464 U	<0.00393 U	<0.0985 U	<0.00426 U	0.37	49	0.37
Chloroethane	<0.00658 U	<0.00464 U	<0.00393 U	<0.0985 U	<0.00426 U	NA	NA	NA
1,2-Dichloroethane	<0.00658 U	<0.00464 U	<0.00393 U	<0.0985 U	<0.00426 U	0.02	3.1	0.02
Benzene	<0.00658 U	<0.00464 U	<0.00393 U	<0.0985 U	<0.00426 U	0.06	4.8	0.06
Chlorobenzene	<0.00658 U	<0.00464 U	<0.00393 U	<0.0985 U	<0.00426 U	1.1	100	500
Trichloroethene	<0.00658 U	<0.00464 U	<0.00393 U	<0.0985 U	<0.00426 U	0.47	21	0.47
Trichlorofluoromethane	<0.00658 U	<0.00464 U	<0.00393 U	<0.0985 U	0.00753 J	NA	NA	NA
Toluene	<0.00658 U	<0.00464 U	<0.00393 U	<0.0985 U	0.00217 J	0.7	100	0.7
1,1,1-Trichloroethane	<0.00658 U	<0.00464 U	<0.00393 U	<0.0985 U	<0.00426 U	0.68	100	500
1,1,2-Trichloroethane	<0.00658 U	<0.00464 U	<0.00393 U	<0.0985 U	<0.00426 U	NA	NA	NA
Tetrachloroethene	<0.00658 U	<0.00464 U	<0.00393 U	<0.0985 U	<0.00426 U	1.3	19	1.3
Ethylbenzene	<0.00658 U	<0.00464 U	<0.00393 U	<0.0985 U	<0.00426 U	1	41	1
m,p-Xylene	<0.00658 U	<0.00464 U	<0.00393 U	**2.350**	0.00524 J	0.26	100	1.6
o-Xylene	<0.00658 U	<0.00464 U	<0.00393 U	0.116	<0.00426 U	0.26	100	1.6
Styrene	<0.0164 U	<0.0116 U	<0.00983 U	<0.246 U	<0.0106 U	300**	NA	NA
Isopropylbenzene	<0.00658 U	<0.00464 U	<0.00393 U	<0.0985 U	0.0148 J	2.3*	NA	NA
n-Propylbenzene	<0.00658 U	<0.00464 U	<0.00393 U	<0.0985 U	0.0120 J	3.9	100	3.9
1,3,5-Trimethylbenzene	<0.00658 U	<0.00464 U	<0.00393 U	0.138	0.00595 J	8.4	52	8.4
1,2,4-Trimethylbenzene	<0.00658 U	<0.00464 U	<0.00393 U	0.237	0.0211 J	3.6	52	3.6
sec-Butylbenzene	<0.00658 U	<0.00464 U	<0.00393 U	<0.0985 UJ	0.00219 J	11	100	11
tert-Butylbenzene	<0.00658 U	<0.00464 U	<0.00393 U	<0.0985 U	<0.00426 U	5.9	100	500
p-Isopropyltoluene	0.00647 J	<0.00464 U	<0.00393 U	0.186 J	0.00280 J	10*	NA	NA
n-Butylbenzene	<0.00658 U	<0.00464 U	<0.00393 U	<0.0985 U	0.00719 J	12	NA	NA
1,4-Dichlorobenzene	<0.00658 U	<0.00464 U	<0.00393 U	<0.0985 U	<0.00426 U	1.8	13	130
1,3-Dichlorobenzene	<0.00658 U	<0.00464 U	<0.00393 U	<0.0985 U	<0.00426 U	2.4	49	280
1,2-Dichlorobenzene	<0.00658 U	<0.00464 U	<0.00393 U	<0.0985 U	<0.00426 U	1.1	100	1.1
Naphthalene	<0.0164 U	<0.0116 U	<0.00983 U	<0.246 U	<0.0106 U	12	100	12
Total VOCs	0.1395	0.0682	0.0429	3.0270	0.11277			
Total VOC TICs	4.9743	1.6617	None Detected	27.141	7.387	*Not Available*	*Not Available*	*Not Available*
Total VOCs & VOC TICs	5.1138	1.7299	0.0429	30.1680	7.4998			

Notes:
VOC analysis by United States Environmental Protection Agency (USEPA) Method SW846 8260.
Bold type indicates that the constituent was detected above NYCRR Part 375-6.8(b) Restricted Use Soil Cleanup Objectives: Protection of Groundwater
Grey shaded samples indicate documentation samples.
J – Indicates that the constituent was positively identified; but the associated numerical value is the approximate concentration of the constituent in the sample.
D - Indicates that the value was obtained from a secondary dilution anaylsis.
U - Indicates that the constituent was not detected above laboratory method detection limit (MDL).
R - Indicates the quality control associated with the analysis or analyte indicates severe uncertainty with the reported result. The analyte was analyzed for, but the presence or absence of the analyte has not been verified.
NA = Not Applicable or Not Available
*Indicates no Part 375-6 SCO for this compound; SCO from NYSDEC Commissioner Policy 51 Supplemental SCOs for Protection of Groundwater
**Indicates no Part 375-6 SCO for this compound; SCO from NYSDEC Commissioner Policy 51 Supplemental SCOs for Protection of Ecological Resources

Table 13D
690 Saint Paul Street
NYSDEC Brownfield Cleanup Program Remedial Investigation Report
NYSDEC BCP ID No. C828159

Summary of Confirmatory Soil Samples - AOCs #6A & #6D IRM Excavation - Semi Volatile Organic Compounds (SVOCs)
Results in Milligrams per Kilogram (mg/Kg) or Parts Per Million (PPM)

Sample ID	Confirmatory Soil Samples									NYCRR Part 375-6.8(a) Unrestricted Use Soil Cleanup Objectives	NYCRR Part 375-6.8(b) Restricted Use Soil Cleanup Objectives: Protection of Public Health: Restricted Residential	NYCRR Part 375-6.8(b) Restricted Use Soil Cleanup Objectives: Protection of Groundwater
	TP-AOC-A Sidewall	TP-AOC-A Bottom	AOC-6-D W. Sidewall	AOC-6-D E. Sidewall	AOC-6-D Bottom	AOC6D-080312 - E. Sidewall	AOC6D-080312 W. Sidewall	AOC6D-CS-080912 - S. Sidewall	AOC-6D-08212012 Northeast			
Collection Depth	1"-3"	2'7"	4'-5'	2.5'-3'	5.4'	3'2"	4'	3.5'	0.5'-1'			
Sample Collection Date	7/12/12	7/12/12	7/20/12	7/20/12	7/20/12	8/3/12	8/3/12	8/9/12	8/21/12			
Semi Volatile Organic Compounds												
Naphthalene	<0.295 U	<0.298 U	<0.311 U	<0.307 U	<0.309 UJ	<3.110 U	<1.590 U	<1.520 U	<1.540 U	12	100	12
2-Methylnaphthalene	<0.295 U	<0.298 U	<0.311 U	<0.307 U	<0.309 UJ	<3.110 U	<1.590 U	<1.520 U	<1.540 U	0.41*	0.41*	36.4**
Acenaphthylene	<0.295 U	<0.298 U	<0.311 U	<0.307 U	<0.309 UJ	<3.110 U	<1.590 U	<1.520 U	<1.540 U	100	100	107
Acenaphthene	<0.295 U	<0.298 U	<0.311 U	<0.307 U	<0.309 UJ	<3.110 U	<1.590 U	<1.520 U	<1.540 U	20	100	98
Dibenzofuran	<0.295 U	<0.298 U	<0.311 U	<0.307 U	<0.309 UJ	<3.110 U	<1.590 U	<1.520 U	<1.540 U	6.2*	NA	6.2*
Fluorene	<0.295 U	<0.298 U	<0.311 U	<0.307 U	<0.309 UJ	<3.110 U	<1.590 U	<1.520 U	<1.540 U	30	100	386
Pentachlorophenol	<0.737 UJ	<0.746 UJ	<0.778 UJ	<0.767 UJ	<0.771 UJ	<7.760 U	<3.960 U	<3.810 UJ	<3.860 UJ	0.8	6.7	0.8
Phenanthrene	0.205 J	<0.298 U	0.392	0.177 J	<0.309 UJ	2.480 J	<1.590 U	1.360 J	<1.540 U	100	100	1,000
Anthracene	<0.295 U	<0.298 U	<0.311 U	<0.307 U	<0.309 UJ	<3.110 U	<1.590 U	<1.520 U	<1.540 U	100	100	1,000
Di-n-butylphthalate	<0.295 U	<0.298 U	<0.311 U	<0.307 U	<0.309 UJ	<3.110 U	<1.590 U	<1.520 U	<1.540 U	8.1**	100*	8.1**
Fluoranthene	0.448	0.155 J	2.030	0.481	0.400 J	3.460	1.350 J	3.820	<1.540 U	100	100	1,000
Pyrene	0.413	<0.298 U	2.050	0.549	0.391 J	2.890 J	1.270 J	3.540	<1.540 U	100	100	1,000
Butylbenzylphthalate	<0.295 U	<0.298 U	<0.311 U	<0.307 U	<0.309 UJ	<3.110 U	<1.590 U	<1.520 U	<1.540 U	100	100*	122**
Benzo(a)anthracene	0.216 J	<0.298 U	**1.480**	0.364	0.269 J	**1.560** J	0.844 J	**2.390**	<1.540 U	1	1	1
Chrysene	0.276 J	<0.298 U	**1.470**	0.396	0.282 J	**1.720** J	0.898 J	**2.460**	<1.540 U	1	4	1
Bis(2-ethylhexyl)phthalate	<0.295 U	<0.298 U	<0.311 U	<0.307 U	<0.309 UJ	<3.110 U	<1.590 U	<1.520 U	<1.540 U	50*	50*	435**
Benzo(b)fluoranthene	0.238 J	<0.298 U	**1.620**	0.407	0.333 J	<3.110 U	0.883 J	**2.550**	<1.540 U	1	1	2
Benzo(k)fluoranthene	0.208 J	<0.298 U	**1.240**	0.260 J	0.208 J	**1.760** J	**0.935** J	**2.290**	<1.540 U	0.8	3.9	2
Benzo(a)pyrene	0.244 J	<0.298 U	**1.650**	0.413	0.296 J	<3.110 U	0.945 J	**2.780**	<1.540 U	1	1	22
Indeno(1,2,3-cd)pyrene	0.279 J	<0.298 U	**1.700**	0.413	0.308 J	<3.110 U	<1.590 U	**2.180** J	<1.540 U	0.5	0.5	8.2
Dibenzo(a,h)anthracene	<0.295 U	<0.298 U	0.318	<0.307 U	<0.309 UJ	<3.110 U	<1.590 U	<1.520 U	<1.540 U	0.33	0.33	1,000
Benzo(g,h,i)perylene	0.184 J	<0.298 U	1.190	0.376	0.224 J	<3.110 U	<1.590 U	2.030	<1.540 U	100	100	1,000
Total SVOCs	2.711	0.000	15.140	3.836	2.711	13.870	7.125	25.400	0.000	*Not Available*	*Not Available*	*Not Available*
Total SVOC TICs	2.63	0.764	38.496	4.169	0.762	3.480	2.092	4.881	0.633			
Total SVOCs & SVOC TICs	5.341	0.764	53.636	8.01	3.473	17.350	9.217	30.281	0.633			

Notes:
SVOC analysis by United States Environmental Protection Agency (USEPA) Method SW846 8270.
Bold type indicates that the constituent was detected at a concentration above the NYCRR Part 375-6.8(b) Standard: Protection of Groundwater
Brown shaded samples indicate this portion of the excavation was subsequently removed due to elevated constituent levels.
J – Indicates that the constituent was positively identified; but the associated numerical value is the approximate concentration of the constituent in the sample.
D - Indicates that the value was obtained from a secondary dilution anaylsis.
U - Indicates that the constituent was not detected.
NA = Not Applicable or Not Available
*Indicates no Part 375-6 SCO for this compound; SCO from NYSDEC Commissioner Policy 51 Supplemental SCOs for Residential Facilities
**Indicates no Part 375-6 SCO for this compound; SCO from NYSDEC Commissioner Policy 51 Supplemental SCOs for Protection of Groundwater

Table 13E
690 Saint Paul Street
NYSDEC Brownfield Cleanup Program Remedial Investigation Report
NYSDEC BCP ID No. C828159

Summary of Confirmatory Soil Samples - AOC #6B IRM Excavation - Metals
Results in Milligrams per Kilogram (mg/Kg) or Parts Per Million (PPM)

Sample ID	Confirmatory Sample		NYCRR Part 375-6.8(a) Unrestricted Use Soil Cleanup Objectives	NYCRR Part 375-6.8(b) Restricted Use Soil Cleanup Objectives: Protection of Public Health: Restricted Residential	NYCRR Part 375-6.8(b) Restricted Use Soil Cleanup Objectives: Protection of Groundwater
	TP-AOC-B - Sidewall	TP-AOC-B - Bottom			
Collection Depth	6'	8'2"			
Sample Collection Date	7/12/2012	7/12/12			
RCRA Metals					
Arsenic	4.17	6.19	13	16	16
Barium	43.5	79.6	350	400	820
Cadmium	<0.553 U	<0.678 U	2.5	4.3	7.5
Chromium*	6.32	16.40	30	180	NA
Lead	6.14	30.0	63	400	450
Mercury	<0.0091 U	0.0514	0.18	0.81	0.73
Selenium	<1.11 U	<1.36 U	3.9	180	4
Silver	<1.11 U	<1.36 U	2	180	8.3

Notes:

Metals analysis by United States Environmental Protection Agency (USEPA) Methods SW846 6010/3050/7471

U - Indicates that the constituent was not detected.

NA = Not Applicable or Not Available

*Assumed to be trivalent chromium.

690 Saint Paul Street
NYSDEC Brownfield Cleanup Program Remedial Investigation
NYSDEC BCP ID No. C828159

Table 14 – Survey Data

Table 14
Remedial Investigation Report - 690 Saint Paul Street, Rochester, New York
NYSDEC Brownfield Cleanup Program ID No. C828159
Survey Data

Name	Northing (NYSP_FT)	Easting (NYSP_FT)	Ground Elevation - FT (NAVD88)	Top of Casing Elevation - FT (NAVD88)	Ground Elevation - FT (City Of Rochester)	Top of Casing Elevation - FT (City Of Rochester)	BCP/Pre-BCP
BW-1	1156168.86	1405986.75	491.45	491.29	493.01	492.85	Pre-BCP
BW-2	1156100.89	1405942.54	491.83	491.70	493.39	493.26	Pre-BCP
BW-3	1156065.67	1405905.54	492.46	492.16	494.02	493.72	Pre-BCP
BW-4	1156022.38	1405942.90	488.15	487.91	489.71	489.47	Pre-BCP
BW-5	1156035.66	1405967.62	488.36	487.89	489.92	489.45	BCP
BW-6	1155963.54	1405969.90	488.56	488.16	490.12	489.72	BCP
BW-7	1155931.11	1405841.43	492.31	491.81	493.87	493.37	BCP
BW-8	1156241.69	1405650.71	492.02	491.61	493.58	493.17	BCP
BW-9	1156059.24	1405938.80	492.01	491.57	493.57	493.13	BCP
BW-10	1156078.93	1405963.46	491.83	491.38	493.39	492.94	BCP
BW-11	1156005.06	1405976.46	488.49	488.14	490.05	489.70	BCP
BW-12	1156064.03	1405995.79	489.28	488.94	490.84	490.50	BCP
BW-13	1156011.94	1405964.72	488.27	487.96	489.83	489.52	BCP
MW-1/SB-1	1156069.51	1405901.13	492.41	492.10	493.97	493.66	Pre-BCP
MW-2/SB-3	1156172.40	1405982.02	491.48	491.28	493.04	492.84	Pre-BCP
MW-3/SB-9	1156058.14	1405942.41	491.89	491.52	493.45	493.08	Pre-BCP
MW-4/SB-11	1156198.84	1405908.47	491.76	491.49	493.32	493.05	Pre-BCP
MW-5	1156411.14	1405726.41	492.03	491.74	493.59	493.30	BCP
MW-6	1156335.25	1405677.18	491.90	491.63	493.46	493.19	BCP
MW-7/SB-106A	**1156258.51**	**1405652.02**	**492.22**	**491.98**	**493.78**	**493.54**	**BCP**
MW-8/SB-124	1156301.72	1405613.44	491.94	491.79	493.50	493.35	BCP
MW-9	1156396.38	1405802.15	491.267	491.60	492.83	493.16	BCP
MW-10	1156418.54	1405774.05	491.568	491.86	493.13	493.42	BCP
MW-11	1156100.31	1405904.01	493.00	493.14	494.56	494.70	BCP
REC-B-East	1156132.82	1405961.45	491.41	491.10	492.97	492.66	BCP
REC-B-West	1156128.84	1405933.65	491.60	491.37	493.16	492.93	BCP
SB-10	1156159.23	1405921.45	n/a	n/a	n/a	n/a	Pre-BCP
SB-100	1156068.79	1406042.71	n/a	n/a	n/a	n/a	BCP
SB-101	1156091.76	1406015.02	n/a	n/a	n/a	n/a	BCP
SB-102	1156045.12	1405983.45	488.58	n/a	490.14	n/a	BCP
SB-103	1156046.16	1405969.74	n/a	n/a	n/a	n/a	BCP
SB-104	1156108.79	1405947.12	n/a	n/a	n/a	n/a	BCP
SB-105	1156114.61	1405936.43	n/a	n/a	n/a	n/a	BCP
SB-106	1156256.38	1405652.80	n/a	n/a	n/a	n/a	BCP
SB-107	1156255.66	1405717.46	n/a	n/a	n/a	n/a	BCP
SB-108	1156269.16	1405669.63	492.20	n/a	493.76	n/a	BCP
SB-109	1156236.45	1405669.14	492.13	n/a	493.69	n/a	BCP
SB-110	1156270.34	1405639.58	492.19	n/a	493.75	n/a	BCP
SB-111	1156251.77	1405604.87	492.00	n/a	493.56	n/a	BCP
SB-112	1156284.89	1405724.01	492.10	n/a	493.66	n/a	BCP
SB-113	1156275.13	1405652.44	492.27	n/a	493.83	n/a	BCP
SB-114	1156235.32	1405633.72	491.87	n/a	493.43	n/a	BCP
SB-115	1156277.40	1405687.41	492.29	n/a	493.85	n/a	BCP
SB-116	1156243.44	1405687.96	492.39	n/a	493.95	n/a	BCP
SB-117	1156244.96	1405708.06	492.43	n/a	493.99	n/a	BCP
SB-118	1156290.67	1405642.02	492.06	n/a	493.62	n/a	BCP
SB-119	1156298.61	1405674.49	492.26	n/a	493.82	n/a	BCP
SB-12	1156271.29	1405911.65	n/a	n/a	n/a	n/a	Pre-BCP
SB-120	**1156301.77**	**1405700.03**	**491.98**	**n/a**	**493.54**	**n/a**	**BCP**
SB-121	1156215.04	1405670.15	492.05	n/a	493.61	n/a	BCP
SB-122	1156242.66	1405673.95	492.19	n/a	493.75	n/a	BCP
SB-123	1156235.36	1405613.99	491.87	n/a	493.43	n/a	BCP
SB-125	1156252.59	1405664.81	492.15	n/a	493.71	n/a	BCP
SB-13	1156109.36	1406060.40	n/a	n/a	n/a	n/a	Pre-BCP
SB-14	1155989.12	1405975.44	488.40	n/a	489.96	n/a	BCP
SB-15	1156002.74	1405967.38	488.37	n/a	489.93	n/a	BCP
SB-16	1156021.95	1405954.85	488.25	n/a	489.81	n/a	BCP
SB-17	1156022.42	1405992.75	488.41	n/a	489.97	n/a	BCP
SB-18	1156036.61	1405983.06	488.25	n/a	489.81	n/a	BCP
SB-19	1156057.85	1405954.43	491.37	n/a	492.93	n/a	BCP
SB-2	1156087.63	1405976.49	n/a	n/a	n/a	n/a	Pre-BCP
SB-20	1156069.00	1405993.16	489.77	n/a	491.33	n/a	BCP
SB-21	1156077.39	1405969.04	491.31	n/a	492.87	n/a	BCP
SB-22	1156353.30	1405728.71	n/a	n/a	n/a	n/a	BCP
SB-23	1156406.90	1405690.69	n/a	n/a	n/a	n/a	BCP
SB-24	1156401.08	1405750.20	n/a	n/a	n/a	n/a	BCP
SB-25	1156437.51	1405722.07	n/a	n/a	n/a	n/a	BCP
SB-26	1156418.19	1405777.78	n/a	n/a	n/a	n/a	BCP
SB-27	1156459.29	1405749.16	n/a	n/a	n/a	n/a	BCP
SB-28	1156399.02	1405655.11	n/a	n/a	n/a	n/a	BCP
SB-29	1156351.09	1405658.95	n/a	n/a	n/a	n/a	BCP
SB-30	1156314.53	1405688.93	n/a	n/a	n/a	n/a	BCP
SB-31	1155808.68	1406046.60	n/a	n/a	n/a	n/a	BCP
SB-32	1155790.48	1406035.64	n/a	n/a	n/a	n/a	BCP
SB-33	1155787.94	1405997.53	n/a	n/a	n/a	n/a	BCP
SB-34	1155838.35	1405943.77	n/a	n/a	n/a	n/a	BCP
SB-35	1155879.00	1405911.83	n/a	n/a	n/a	n/a	BCP
SB-36	1155900.93	1405929.38	n/a	n/a	n/a	n/a	BCP
SB-37	1155866.49	1405949.80	n/a	n/a	n/a	n/a	BCP
SB-38	1155866.13	1405983.25	n/a	n/a	n/a	n/a	BCP
SB-39	1155845.90	1405982.08	n/a	n/a	n/a	n/a	BCP
SB-4	1156251.95	1405923.94	n/a	n/a	n/a	n/a	Pre-BCP
SB-40	1155855.52	1406011.57	n/a	n/a	n/a	n/a	BCP
SB-41	1155823.14	1406034.25	n/a	n/a	n/a	n/a	BCP
SB-42	1155928.46	1405958.63	n/a	n/a	n/a	n/a	BCP
SB-43	1155906.90	1405989.91	n/a	n/a	n/a	n/a	BCP
SB-44	1155845.60	1406040.15	n/a	n/a	n/a	n/a	BCP
SB-45	1155950.71	1406048.83	n/a	n/a	n/a	n/a	BCP
SB-46	1155921.43	1406072.46	n/a	n/a	n/a	n/a	BCP
SB-47	1155888.33	1406113.68	n/a	n/a	n/a	n/a	BCP
SB-48	1155949.86	1406063.67	n/a	n/a	n/a	n/a	BCP
SB-49	1155911.88	1406100.86	n/a	n/a	n/a	n/a	BCP
SB-5	1156278.35	1405881.95	n/a	n/a	n/a	n/a	Pre-BCP
SB-50	1156014.77	1406071.12	n/a	n/a	n/a	n/a	BCP
SB-51	1155989.81	1406116.09	n/a	n/a	n/a	n/a	BCP
SB-52	1155900.16	1406158.99	n/a	n/a	n/a	n/a	BCP

Name	Northing (NYSP_FT)	Easting (NYSP_FT)	Northing (NYTM)	Easting (NYTM)	Ground Elevation - FT (NAVD88)	Top of Casing Elevation - FT (NAVD88)	Ground Elevation - FT (City Of Rochester)	Top of Casing Elevation - FT (City Of Rochester)	BCP/Pre-BCP
SB-53	1156007.00	1406090.92	4782861.58	287273.97	n/a	n/a	n/a	n/a	BCP
SB-54	1155947.80	1406172.58	4782842.48	287298.07	n/a	n/a	n/a	n/a	BCP
SB-55	1155993.30	1406136.71	4782856.81	287287.73	n/a	n/a	n/a	n/a	BCP
SB-56	1156050.36	1406078.62	4782874.94	287270.79	n/a	n/a	n/a	n/a	BCP
SB-57	1156104.22	1405746.86	4782895.68	287170.45	n/a	n/a	n/a	n/a	BCP
SB-58	1156183.25	1405686.92	4782920.53	287153.22	n/a	n/a	n/a	n/a	BCP
SB-59	1156140.43	1405714.20	4782907.13	287160.97	n/a	n/a	n/a	n/a	BCP
SB-6	1156255.66	1405894.28			n/a	n/a	n/a	n/a	Pre-BCP
SB-60	1156140.03	1405779.96	4782906.15	287181.00	n/a	n/a	n/a	n/a	BCP
SB-61	1156223.63	1405720.12	4782932.39	287163.86	n/a	n/a	n/a	n/a	BCP
SB-62	1156204.92	1405758.77	4782926.19	287175.39	n/a	n/a	n/a	n/a	BCP
SB-63	1156153.51	1405799.78	4782910.00	287187.21	n/a	n/a	n/a	n/a	BCP
SB-64	1156238.73	1405736.84	4782936.77	287169.15	n/a	n/a	n/a	n/a	BCP
SB-65	1156084.51	1405782.18	4782889.21	287180.95	488.62	n/a	490.18	n/a	BCP
SB-66	1156112.71	1405821.57	4782897.29	287193.31	488.52	n/a	490.08	n/a	BCP
SB-67	1156252.12	1405814.36	4782939.84	287192.93	n/a	n/a	n/a	n/a	BCP
SB-68	1156295.01	1405868.64	4782952.19	287210.03	n/a	n/a	n/a	n/a	BCP
SB-69	1156346.02	1405826.24	4782968.28	287197.78	n/a	n/a	n/a	n/a	BCP
SB-7	1156216.44	1405937.42			n/a	n/a	n/a	n/a	Pre-BCP
SB-70	**1156297.77**	**1405773.08**	**4782954.28**	**287180.96**	**n/a**	**n/a**	**n/a**	**n/a**	**BCP**
SB-71	1156277.11	1405687.47	4782949.11	287154.62	n/a	n/a	n/a	n/a	BCP
SB-72	1156246.03	1405647.59	4782940.16	287142.06	n/a	n/a	n/a	n/a	BCP
SB-73	1156314.22	1405581.13	4782961.79	287122.71	n/a	n/a	n/a	n/a	BCP
SB-74	1156271.36	1405922.05	4782944.29	287225.99	n/a	n/a	n/a	n/a	BCP
SB-75	1156154.82	1406021.18	4782907.51	287254.66	n/a	n/a	n/a	n/a	BCP
SB-76	1156086.65	1405912.75	4782888.16	287220.74	492.25	n/a	493.81	n/a	BCP
SB-77	1156096.08	1405903.90	4782891.15	287218.17	492.14	n/a	493.70	n/a	BCP
SB-78	1156139.07	1405925.01	4782903.96	287225.16	n/a	n/a	n/a	n/a	BCP
SB-79	1155943.11	1405947.50	4782843.99	287229.45	488.59	n/a	490.15	n/a	BCP
SB-8	1156177.22	1405888.11			n/a	n/a	n/a	n/a	Pre-BCP
SB-80	1155909.57	1405903.03	4782834.35	287215.47	486.24	n/a	487.80	n/a	BCP
SB-81	1156120.77	1405927.54	4782898.36	287225.69	n/a	n/a	n/a	n/a	BCP
SB-82	1156143.19	1405949.51	4782904.90	287232.68	n/a	n/a	n/a	n/a	BCP
SB-83	1156094.74	1405891.91	4782890.90	287214.50	n/a	n/a	n/a	n/a	BCP
SB-84	1156076.83	1405913.90	4782885.15	287220.97	n/a	n/a	n/a	n/a	BCP
SB-85	1156036.51	1405969.29	4782872.15	287237.31	n/a	n/a	n/a	n/a	BCP
SB-86	1156017.67	1405980.64	4782866.27	287240.52	488.20	n/a	489.76	n/a	BCP
SB-87	1156044.46	1405976.38	4782874.48	287239.57	n/a	n/a	n/a	n/a	BCP
SB-88	1156031.78	1405995.19	4782870.37	287245.14	488.31	n/a	489.87	n/a	BCP
SB-89	1155918.86	1405897.67			n/a	n/a	n/a	n/a	BCP
SB-90	1155924.20	1405893.34			n/a	n/a	n/a	n/a	BCP
SB-91	1156431.54	1405749.04	4782995.34	287175.38	n/a	n/a	n/a	n/a	BCP
SB-92	1156387.77	1405781.63	4782981.58	287184.74	n/a	n/a	n/a	n/a	BCP
SB-93	1156386.38	1405818.78	4782980.67	287196.03	n/a	n/a	n/a	n/a	BCP
SB-94	1156207.92	1405636.68	4782928.70	287138.24	n/a	n/a	n/a	n/a	BCP
SB-95	1156184.55	1405673.64	4782921.10	287149.20	n/a	n/a	n/a	n/a	BCP
SB-96	1156083.35	1405752.28	4782889.25	287171.83	488.69	n/a	490.25	n/a	BCP
SB-97	1156132.84	1405835.38	4782903.24	287197.78	488.43	n/a	489.99	n/a	BCP
SB-98	**1156093.15**	**1406073.69**	**4782888.04**	**287269.84**	**n/a**	**n/a**	**n/a**	**n/a**	**BCP**
SB-99	1156107.23	1406039.30	4782892.78	287259.55	n/a	n/a	n/a	n/a	BCP
SB-A	1156117.07	1405977.67	4782896.58	287240.91	491.12	n/a	492.68	n/a	BCP
SB-A1	1156103.67	1405899.65	4782893.52	287216.98	492.17	n/a	493.73	n/a	BCP
SB-A2	1155991.02	1405802.76	4782860.47	287186.00	491.97	n/a	493.53	n/a	BCP
SB-A4	1156115.82	1406016.62	4782895.69	287252.76	491.18	n/a	492.74	n/a	BCP
SB-A4A	1156132.72	1406036.67	4782900.58	287259.09	491.10	n/a	492.66	n/a	BCP
SB-A5	1155984.83	1405995.97	4782856.06	287244.76	488.64	n/a	490.20	n/a	BCP
SB-A6	1156009.37	1406025.41	4782863.15	287254.05	488.54	n/a	490.10	n/a	BCP
SB-A7	1155920.87	1405917.83	4782837.60	287220.13	487.47	n/a	489.03	n/a	BCP
SB-A8	1156044.92	1405930.55	4782875.22	287225.62	492.08	n/a	493.64	n/a	BCP
SG-1	1156166.72	1405653.06	4782915.93	287142.69	n/a	n/a	n/a	n/a	BCP
SG-2	1155900.39	1405866.51			n/a	n/a	n/a	n/a	BCP
SG-3	1155834.25	1406119.45	4782808.59	287280.40	n/a	n/a	n/a	n/a	BCP
SG-4	1156080.25	1406090.75	4782883.89	287274.87	n/a	n/a	n/a	n/a	BCP
SG-5	1156409.68	1405809.59	4782987.89	287193.54	n/a	n/a	n/a	n/a	BCP
SG-6	1156421.44	1405656.22	4782993.47	287146.98	n/a	n/a	n/a	n/a	BCP
SS-1	1156206.72	1405641.72	4782928.26	287139.76	n/a	n/a	n/a	n/a	BCP
SS-10	1156305.13	1405893.83	4782954.95	287217.83	n/a	n/a	n/a	n/a	BCP
SS-2	1156319.31	1405546.93	4782963.79	287112.36	n/a	n/a	n/a	n/a	BCP
SS-3	1156369.27	1405661.79	4782977.51	287148.00	n/a	n/a	n/a	n/a	BCP
SS-4	1156288.17	1405743.15	4782951.75	287171.72	n/a	n/a	n/a	n/a	BCP
SS-5	1156474.14	1405754.89	4783008.24	287177.72	n/a	n/a	n/a	n/a	BCP
SS-6	1156078.57	1405919.76	4782885.61	287222.77	n/a	n/a	n/a	n/a	BCP
SS-7	1156053.04	1405990.11	4782876.92	287243.86	n/a	n/a	n/a	n/a	BCP
SS-8	1156124.28	1405944.74	4782899.20	287230.98	n/a	n/a	n/a	n/a	BCP
SS-8A	1156113.16	1405789.55	4782897.84	287183.57	488.46	n/a	490.02	n/a	BCP
SS-9	1156156.18	1405970.30	4782908.59	287239.18	n/a	n/a	n/a	n/a	BCP
SV-1	1156214.84	1405743.22	4782929.41	287170.78	n/a	n/a	n/a	n/a	BCP
SV-2	1156156.91	1405811.14	4782910.89	287190.71	n/a	n/a	n/a	n/a	BCP
SV-3	1155831.64	1406041.45	4782808.81	287256.61	n/a	n/a	n/a	n/a	BCP
SV-4	1155797.92	1405981.66	4782799.32	287237.96	n/a	n/a	n/a	n/a	BCP
SV-5	1155919.06	1405917.13	4782837.06	287219.89	n/a	n/a	n/a	n/a	BCP
SV-6	1155943.99	1406075.49	4782842.59	287268.45	n/a	n/a	n/a	n/a	BCP
SV-7	1156001.49	1406082.52	4782860.01	287271.34	n/a	n/a	n/a	n/a	BCP
SV-8	1155923.56	1406146.49	4782835.44	287289.80	n/a	n/a	n/a	n/a	BCP
TP-1	1156125.62	1405952.03			n/a	n/a	n/a	n/a	Pre-BCP
TP-2	1156099.05	1405954.93			n/a	n/a	n/a	n/a	Pre-BCP
TP-3	1156095.66	1405903.85			n/a	n/a	n/a	n/a	Pre-BCP
TP-4	1156126.05	1405921.81			n/a	n/a	n/a	n/a	Pre-BCP
TP-5	1156134.59	1406026.68			n/a	n/a	n/a	n/a	Pre-BCP
TP-6	1156167.77	1406001.48			n/a	n/a	n/a	n/a	Pre-BCP
TP-7	1156076.77	1405928.15			n/a	n/a	n/a	n/a	Pre-BCP
TP-8	1156058.03	1405976.60			n/a	n/a	n/a	n/a	Pre-BCP
TP-9	1156206.72	1405967.99			n/a	n/a	n/a	n/a	Pre-BCP
TP-D	1156081.18	1405905.58	4782886.59	287218.49	491.78	n/a	493.34	n/a	BCP
TP-E	1156075.50	1405984.99	4782883.82	287242.60	491.11	n/a	492.67	n/a	BCP
TP-F	1156069.00	1405944.48	4782882.37	287230.18	491.50	n/a	493.06	n/a	BCP

=Estimated Coordinates (Location not Surveyed), or missing information
Data collected by a licensed surveyor unless indicated. IRM-related survey data (e.g., confirmatory sample locations) are included in the Construction Completion Reports previously submitted under separate cover.

690 Saint Paul Street
NYSDEC Brownfield Cleanup Program Remedial Investigation
NYSDEC BCP ID No. C828159

Table 15 – AOC #2 Post-IRM Soil Sample Data

Table 15
690 Saint Paul Street
NYSDEC Brownfield Cleanup Program Interim Remedial Measure
NYSDEC BCP ID No. C828159

Summary of Post-IRM Soil Samples - Volatile Organic Compounds (VOCs)
Results in Milligrams per Kilogram (Mg/Kg) or Parts Per Million (PPM)

Sample ID	BW-09 (7' bgs)	BW-10 (7.5' bgs)	NYCRR Part 375-6.8(a) Unrestricted Use Soil Cleanup Objectives	NYCRR Part 375-6.8(b) Restricted Use Soil Cleanup Objectives: Protection of Public Health: Restricted Residential	NYCRR Part 375-6.8(b) Restricted Use Soil Cleanup Objectives: Protection of Groundwater
Area of Concern	AOC #1	AOC #1			
Sample Collection Date	1/17/12	1/17/12			
Volatile Organic Compounds					
Chloromethane	<0.00423 U	<0.00406 U	NA	NA	NA
Vinyl chloride	<0.00423 U	<0.00406 U	0.02	0.90	0.02
1,1-Dichloroethene	<0.00423 U	<0.00406 U	0.33	100	0.33
Acetone	0.021 J	0.00172 J	0.05	100	0.05
Carbon disulfide	0.00414 J	0.00226 J	2.7**	100*	2.7**
Methylene chloride	<0.00106 U	<0.00102 U	0.05	100	0.05
trans-1,2-dichloroethene	<0.00423 U	<0.00406 U	0.19	100	0.19
1,1-Dichloroethane	<0.00423 U	<0.00406 U	0.27	26	0.27
2-Butanone	<0.0212 U	<0.0203 U	0.3**	100*	0.3**
cis-1,2-dichloroethene	<0.00423 U	<0.00406 U	0.25	100	0.25
Chloroform	<0.00423 U	<0.00406 U	0.37	49	0.37
Chloroethane	<0.00423 U	<0.00406 U	NA	NA	NA
1,2-Dichloroethane	<0.00423 U	<0.00406 U	0.02	3.1	0.02
Benzene	<0.00423 U	<0.00406 U	0.06	4.8	0.06
Trichloroethene	0.00357 J	0.00396 J	0.47	21	0.47
Toluene	<0.00423 U	0.00304 J	0.7	100	0.7
1,1,2-Trichloroethane	<0.00423 U	<0.00406 U	NA	NA	NA
Tetrachloroethene	<0.00423 U	<0.00406 U	1.3	19	1.3
Ethylbenzene	<0.00423 U	0.0324	1	41	1
m,p-Xylene	<0.00423 U	0.101	0.26	100	1.6
o-Xylene	<0.00423 U	<0.00406 U	0.26	100	1.6
1,2-Dichlorobenzene	<0.00423 U	<0.00406 U	1.1	100	1.1
Total VOCs	0.029	0.1444	NA	NA	NA
Total Petroleum Hydrocarbons (Lube Oil)	NA	NA	NA	NA	NA

Notes:

VOC analysis by United States Environmental Protection Agency (USEPA) Method SW846 8260.

J – Indicates that the constituent was positively identified; but the associated numerical value is the approximate concentration of the constituent in the sample.

U - Indicates that the constituent was not detected.

NA = Not Applicable or Not Available

*Indicates no Part 375-6 SCO for this compound; SCO from NYSDEC Commissioner Policy 51 Supplemental SCOs for Residential Facilities.

**Indicates no Part 375-6 SCO for this compound; SCO from NYSDEC Commissioner Policy 51 Supplemental SCOs for Protection of Groundwater.

690 Saint Paul Street
NYSDEC Brownfield Cleanup Program Remedial Investigation
NYSDEC BCP ID No. C828159

Table 16 – AOC #2 Pre-IRM Waste Characterization Sample Data

Table 16a
690 Saint Paul Street
NYSDEC Brownfield Cleanup Program Remedial Investigation Report
NYSDEC BCP ID No. C828159

Summary of Pre-IRM Waste Characterization Samples - Volatile Organic Compounds (VOCs)
Results in Milligrams per Kilogram (mg/Kg) or Parts Per Million (PPM)

Sample ID	Waste Characterization Samples			NYCRR Part 375-6.8(a) Unrestricted Use Soil Cleanup Objectives	NYCRR Part 375-6.8(b) Restricted Use Soil Cleanup Objectives: Protection of Public Health: Restricted Residential	NYCRR Part 375-6.8(b) Restricted Use Soil Cleanup Objectives: Protection of Groundwater
	WC-IRM-01 (9'-11.5')	WC-IRM-02 (9'-11')	WC-IRM-03 (6.5'-8')			
Sample Collection Date	7/6/2012	7/6/2012	7/6/2012			
Volatile Organic Compounds						
Chloromethane	ND<0.0103 U	ND<0.0484 U	ND<1.930 U	NA	NA	NA
Bromodichloromethane	ND<0.0103 U	ND<0.0484 U	ND<1.930 U	NA	NA	NA
Bromomethane	ND<0.0103 U	ND<0.0484 U	ND<1.930 U	NA	NA	NA
Bromoform	ND<0.0257 U	ND<0.121 U	ND<4.820 U	NA	NA	NA
Carbon Tetrachloride	ND<0.0103 U	ND<0.0484 U	ND<1.930 U	0.76	2.4	0.76
2-Chloroethyl vinyl Ether	ND<0.0514 U	ND<0.242 U	ND<9.640 U	NA	NA	NA
Dibromochloromethane	ND<0.0103 U	ND<0.0484 U	ND<1.930 U	10**	10**	10**
Vinyl chloride	ND<0.0103 U	ND<0.0484 U	ND<1.930 U	0.02	0.90	0.02
1,1-Dichloroethene	ND<0.0103 U	ND<0.0484 U	ND<1.930 U	0.33	100	0.33
Acetone	ND<0.0514 U	**1.180**	ND<9.640 U	0.05	100	0.05
Carbon disulfide	ND<0.0103 U	ND<0.0484 U	ND<1.930 U	2.7*	100*	2.7*
Methylene chloride	ND<0.0257 U	ND<0.121 U	ND<4.820 U	0.05	100	0.05
trans-1,2-dichloroethene	ND<0.0103 U	ND<0.0484 U	ND<1.930 U	0.19	100	0.19
cis-1,3-Dichloropropane	ND<0.0103 U	ND<0.0484 U	ND<1.930 U	NA	NA	NA
1,2-Dichloropropane	ND<0.0103 U	ND<0.0484 U	ND<1.930 U	700**	700**	700**
trans-1,3-Dichloropropane	ND<0.0103 U	ND<0.0484 U	ND<1.930 U	NA	NA	NA
1,1,2,2-Tetrachloroethane	ND<0.0103 U	ND<0.0484 U	ND<1.930 U	0.6**	0.6**	0.6**
Methyl tert-butyl ether	ND<0.0103 U	ND<0.0484 U	ND<1.930 U	0.93	100	0.93
Vinyl acetate	ND<0.0257 U	ND<0.121 U	ND<4.820 U	NA	NA	NA
1,1-Dichloroethane	ND<0.0103 U	ND<0.0484 U	ND<1.930 U	0.27	26	0.27
2-Butanone	ND<0.0514 U	ND<0.242 U	ND<9.640 U	0.3*	100*	0.3*
2-Hexanone	ND<0.0257 U	ND<0.121 U	ND<4.820 U	NA	NA	NA
4-Methyl-2-pentanone	ND<0.0257 U	ND<0.121 U	ND<4.820 U	1.0*	1.0*	1.0*
cis-1,2-dichloroethene	ND<0.0103 U	ND<0.0484 U	ND<1.930 U	0.25	100	0.25
Chloroform	ND<0.0103 U	ND<0.0484 U	ND<1.930 U	0.37	49	0.37
Chloroethane	ND<0.0103 U	ND<0.0484 U	ND<1.930 U	NA	NA	NA
1,2-Dichloroethane	ND<0.0103 U	ND<0.0484 U	ND<1.930 U	0.02	3.1	0.02
Benzene	ND<0.0103 U	ND<0.0484 U	ND<1.930 U	0.06	4.8	0.06
Chlorobenzene	ND<0.0103 U	ND<0.0484 U	ND<1.930 U	1.1	100	500
Trichloroethene	ND<0.0103 U	ND<0.0484 U	ND<1.930 U	0.47	21	0.47
Trichlorofluoromethane	ND<0.0103 U	ND<0.0484 U	ND<1.930 U	NA	NA	NA
Toluene	ND<0.0103 U	**0.199**	ND<1.930 U	0.7	100	0.7
1,1,1-Trichloroethane	ND<0.0103 U	ND<0.0484 U	ND<1.930 U	0.68	100	500
1,1,2-Trichloroethane	ND<0.0103 U	ND<0.0484 U	ND<1.930 U	NA	NA	NA
Tetrachloroethene	ND<0.0103 U	ND<0.0484 U	ND<1.930 U	1.3	19	1.3
Ethylbenzene	0.0119	**1.340**	**18.5**	1	41	1
m,p-Xylene	0.0446	**5.620**	**81.5**	0.26	100	1.6
o-Xylene	ND<0.0103 U	**1.480**	**11.1**	0.26	100	1.6
Styrene	ND<0.0257 U	ND<0.121 U	ND<4.820 U	300**	300**	300**
Isopropylbenzene	ND<0.0103 U	0.495	**9.53**	2.3*	100*	2.3*
n-Propylbenzene	0.0126	0.755	**13.5**	3.9	100	3.9
1,3,5-Trimethylbenzene	ND<0.0103 U	3.050	**59.3**	8.4	52	8.4
1,2,4-Trimethylbenzene	0.019	**5.340**	**108**	3.6	52	3.6
sec-Butylbenzene	ND<0.0103 U	0.103	ND<1.930 U	11	100	11
tert-Butylbenzene	ND<0.0103 U	ND<0.0484 U	ND<1.930 U	5.9	100	500
p-Isopropyltoluene	ND<0.0103 U	0.267	4.410	10*	NA	10*
n-Butylbenzene	ND<0.0103 U	0.307	4.88	12	NA	NA
1,4-Dichlorobenzene	ND<0.0103 U	ND<0.0484 U	ND<1.930 U	1.8	13	130
1,3-Dichlorobenzene	ND<0.0103 U	ND<0.0484 U	ND<1.930 U	2.4	49	280
1,2-Dichlorobenzene	ND<0.0103 U	ND<0.0484 U	ND<1.930 U	1.1	100	1.1
Naphthalene	ND<0.0257 U	0.372	6.48	12	100	12
Total VOCs	0.0881	20.5080	317.2000	*Not Available*	*Not Available*	*Not Available*

Notes:

VOC analysis by United States Environmental Protection Agency (USEPA) Method SW846 8260.

These samples were collected for waste characterization purposes only. The sample location areas were excavated as part of the IRM.

Bold type indicates that the constituent was detected above NYCRR Part 375-6.8(a) Unrestricted Use Soil Cleanup Objectives.

U - Indicates that the constituent was not detected above the indicated laboratory method detection limit.

NA = Not Applicable or Not Available

*Indicates no Part 375-6 SCO for this compound; SCO from NYSDEC Commissioner Policy 51 Supplemental SCOs for Protection of Groundwater

Table 16b
690 Saint Paul Street
NYSDEC Brownfield Cleanup Program Remedial Investigation Report
NYSDEC BCP ID No. C828159

Summary of Pre-IRM Waste Characterization Samples - Detected Semi Volatile Organic Compounds (SVOCs)
Results in Milligrams per Kilogram (mg/Kg) or Parts Per Million (PPM)

Sample ID	AOC-6 (A thru D) Composite Sample	NYCRR Part 375-6.8(a) Unrestricted Use Soil Cleanup Objectives	NYCRR Part 375-6.8(b) Restricted Use Soil Cleanup Objectives: Protection of Public Health: Restricted Residential	NYCRR Part 375-6.8(b) Restricted Use Soil Cleanup Objectives: Protection of Groundwater
Sample Collection Date	**7/6/2012**			
Semi Volatile Organic Compounds				
Phenanthrene	0.738	100	100	1,000
Fluoranthene	0.993	100	100	1,000
Pyrene	0.816	100	100	1,000
Benzo(a)anthracene	0.426	1	1	1
Chrysene	0.499	1	4	1
Benzo(b)fluoranthene	0.462	1	1	2
Benzo(k)fluoranthene	0.326	0.8	3.9	2
Benzo(a)pyrene	0.415	1	1	22
Indeno(1,2,3-cd)pyrene	0.409	0.5	0.5	8.2
Benzo(g,h,i)perylene	0.310	100	100	1,000
Total SVOCs	5.394	*Not Available*	*Not Available*	*Not Available*

Notes:

SVOC analysis by United States Environmental Protection Agency (USEPA) Method SW846 8270.

Only those analytes which were detected above laboratory method detection limits are shown.

Table 16c
690 Saint Paul Street
NYSDEC Brownfield Cleanup Program Remedial Investigation Report
NYSDEC BCP ID No. C828159

Summary of Pre-IRM Waste Characterization Samples - Pesticides and Chlorinated Herbicides
Results in Milligrams per Kilogram (mg/Kg) or Parts Per Million (PPM)

Sample ID	AOC-6 (A thru D) Composite Sample		NYCRR Part 375-6.8(a) Unrestricted Use Soil Cleanup Objectives	NYCRR Part 375-6.8(b) Restricted Use Soil Cleanup Objectives: Protection of Public Health: Restricted Residential	NYCRR Part 375-6.8(b) Restricted Use Soil Cleanup Objectives: Protection of Groundwater
Sample Collection Date	7/6/2012				
Pesticides					
alpha-BHC	ND<0.00319	U	0.02	0.48	0.02
beta-BHC	ND<0.00319	U	0.036	0.36	0.09
delta-BHC	ND<0.00319	U	0.04	100	0.25
gamma-BHC (Lindane)	ND<0.00319	U	NA	NA	NA
Heptachlor	ND<0.00319	U	0.042	2.1	0.38
Aldrin	ND<0.00319	U	0.005	0.097	0.19
Heptachlor Epoxide	ND<0.00319	U	0.077*	.077*	0.02**
Endosulfan I	ND<0.00319	U	2.4	24	102
Dieldrin	ND<0.00319	U	0.005	0.2	0.1
4,4'-DDE	ND<0.00319	U	0.0033	8.9	17
Endrin	ND<0.00319	U	0.014	11	0.06
Endosulfan II	ND<0.00319	U	2.4	24	102
4,4'-DDD	ND<0.00319	U	0.0033	13	14
Endosulfan Sulfate	ND<0.00319	U	2.4	24	1,000
4,4'-DDT	ND<0.00319	U	0.0033	7.9	136
Methoxychlor	ND<0.00319	U	100*	100	900
Endrin Ketone	ND<0.00319	U	NA	NA	NA
Endrin Aldehyde	ND<0.00319	U	NA	NA	NA
alpha-Chlordane	ND<0.00319	U	0.094	4.2	2.9
gamma-Chlordane	ND<0.00319	U	0.54*	0.54*	14**
Toxaphene	ND<0.016	U	NA	NA	NA
2,4-D	ND<0.217	U	0.5**	100*	0.5**
2,4,5-T	ND<0.217	U	NA	NA	NA
2,4,5-TP	ND<0.217	U	3.8	100	3.8

Notes:

Pesticide analysis by United States Environmental Protection Agency (USEPA) Method SW846 8081

Chlorinated herbicide analysis by USEPA Method SW8151A Mod.

U - Indicates that the constituent was not detected.

*Indicates no Part 375-6 SCO for this compound; SCO from NYSDEC Commissioner Policy 51 Supplemental SCOs for Residential Facilities

**Indicates no Part 375-6 SCO for this compound; SCO from NYSDEC Commissioner Policy 51 Supplemental SCOs for Protection of Groundwater

Table 16d
690 Saint Paul Street
NYSDEC Brownfield Cleanup Program Remedial Investigation Report
NYSDEC BCP ID No. C828159

Summary of Pre-IRM Waste Characterization Samples - Polychlorinated Biphenyls (PCBs)
Results in Milligrams per Kilogram (mg/Kg) or Parts Per Million (PPM)

Sample ID	AOC-6 (A thru D) Composite Sample		NYCRR Part 375-6.8(a) Unrestricted Use Soil Cleanup Objectives	NYCRR Part 375-6.8(b) Restricted Use Soil Cleanup Objectives: Protection of Public Health: Restricted Residential	NYCRR Part 375-6.8(b) Restricted Use Soil Cleanup Objectives: Protection of Groundwater
Sample Collection Date	7/6/2012				
Polychlorinated Biphenyls					
Aroclor 1016	ND<0.426	U	NA	NA	NA
Aroclor 1221	ND<0.426	U	NA	NA	NA
Aroclor 1232	ND<0.426	U	NA	NA	NA
Aroclor 1242	ND<0.426	U	NA	NA	NA
Aroclor 1248	ND<0.426	U	NA	NA	NA
Aroclor 1254	ND<0.426	U	NA	NA	NA
Aroclor 1260	ND<0.426	U	NA	NA	NA
TOTAL	0.000	U	0.1	1	3.2

Notes:

PCB analysis by United States Environmental Protection Agency (USEPA) Method SW846 8082.

U - Indicates that the constituent was not detected.

Table 16e
690 Saint Paul Street
NYSDEC Brownfield Cleanup Program Remedial Investigation Report
NYSDEC BCP ID No. C828159

Summary of Pre-IRM Waste Characterization Samples - RCRA Metals
Results in Milligrams per Kilogram (mg/Kg) or Parts Per Million (PPM)

Sample ID	AOC-6 (A thru D) Composite Sample		NYCRR Part 375-6.8(a) Unrestricted Use Soil Cleanup Objectives	NYCRR Part 375-6.8(b) Restricted Use Soil Cleanup Objectives: Protection of Public Health: Restricted Residential	NYCRR Part 375-6.8(b) Restricted Use Soil Cleanup Objectives: Protection of Groundwater
Sample Collection Date	**7/6/2012**				
Resource Conservation and Recovery Act (RCRA) Metals					
Arsenic	3.71		13	16	16
Barium	69.1	D	350	400	400
Cadmium	ND<0.563	U	2.5	4.3	9.3
Lead	**180**	D	63	400	1,000
Mercury	0.0629		0.18	0.81	2.8
Selenium	ND<1.12	U	3.9	180	1,500
Silver	ND<1.12	U	2	180	1,500

TAL Metal analysis by United States Environmental Protection Agency (USEPA) Method SW846 6010/7470/7471

Bold type indicates that the constituent was detected above NYCRR Part 375-6.8(a) Unrestricted Use Soil Cleanup Objectives.

U - Indicates that the constituent was not detected.

D - Indicates duplicate results outside of QC limits. May indicate a non-homogenous matrix.

Table 16f
690 Saint Paul Street
NYSDEC Brownfield Cleanup Program Remedial Investigation Report
NYSDEC BCP ID No. C828159

Summary of Pre-IRM Waste Characterization Samples - Miscellaneous Parameters
Results in Milligrams per Kilogram (mg/Kg) or Parts Per Million (PPM)

Sample ID	Sample Collection Date	Flashpoint (°C)	pH (at 21.8°C)	Reactive Cyanide (ppm)	Reactive Sulfide (ppm)
AOC-6 (A thru D) Composite Sample	7/6/2012	>70.0	8.18	ND<100 U	ND<100 U
WC-IRM-01 (9'-11.5')	7/6/2012	>70.0	NA	NA	NA
WC-IRM-02 (9'-11')	7/6/2012	>70.0	NA	NA	NA
WC-IRM-03 (6.5'-8')	7/6/2012	29.0	NA	NA	NA

Flashpoint analysis by United States Environmental Protection Agency (USEPA) Method SW846 1010
pH analysis by United States Environmental Protection Agency (USEPA) Method SW846 9045C
Reactive cyanide analysis by United States Environmental Protection Agency (USEPA) Method 335.4/SW 7.3.3.2
Reactive sulfide analysis by United States Environmental Protection Agency (USEPA) Method SW 7.3.4.2
U - Indicates that the constituent was not detected above the indicated laboratory method detection limit.
NA - Indicates that this sample was not tested for this parameter.

690 Saint Paul Street
NYSDEC Brownfield Cleanup Program Remedial Investigation
NYSDEC BCP ID No. C828159

Table 17 – Indoor Air Quality Data

LABELLA

Table 17
Remedial Investigation Report
690 Saint Paul Street, Rochester New York

Room 107
Total Samples Collected: 50

Values w/o 1/16/09 Outlier

Nurse's Office, South End of Building	USEPA (2001) (BASE) Database - 90th Percentile	90th Percentile of Indoor Air Data	Mean	St Deviation	Mean	St Deviation	Range (Minimum)	Range (Maximum)	Sub-Slab Depressurization System Installed August 2008	9/3/2008	9/10/2008	9/25/2008	Duplicate 9/25/2008	1/16/2009	Duplicate 4/17/2009	4/17/2009	Duplicate 6/3/2009	6/24/2009	Duplicate 6/24/2009	7/21/2009	Duplicate 7/21/2009	8/20/2009	Duplicate 8/20/2009	9/24/2009	Duplicate 9/24/2009	10/29/2009	Duplicate 10/29/2009	11/18/2009	Duplicate 11/18/2009	12/21/2009	Duplicate 12/21/2009
1,1,1-Trichloroethane	20.6	0.832	0.92	0.45	*0.92*	*0.46*	0.83	3.20		0.832 U	0.832 U	0.832 U	0.832 U	0.832 U	0.832 U	0.832 U	0.83 U	0.83 U	0.83 U	0.83 U	0.83 U	0.83 U	0.83 U	0.83 U	0.83 U	0.83 U	0.83 U	0.83 U	0.83 U	0.83 U	0.83 U	0.83 U
1,2,4-Trimethylbenzene	9.5	10	6.69	11.55	*5.13*	*2.98*	1.10	13.00		6.75	4.95	3.75	5.05	**84.9**	6	5	8.9	4.3	6.1	3.2	4	7.7	7.6	4.2	4	2.2	2.2	3.8	3.5	2.8	4.6
1,3,5-Trimethylbenzene	3.7	4.4	2.41	3.55	*1.96*	*1.49*	0.55	7.40		2.4	2.65	1.25	1.85	**25**	2.9	3.2	2.2	1.5	2.2	0.8	1.2	1.9	1.8	1	1.1	0.65	0.55	1.4	1.1	0.6	0.9
Acetone	98.9	88	40.28	27.72	*40.57*	*27.93*	11.00	120.00		26.3	20	23.7	27.3	26.1	35	30	31	**99**	76	42	29	**110**	49	24	24	20	29	19	20	14	11
Benzene	9.4	3.1	1.53	1.13	*1.51*	*1.13*	0.36	4.60		2.5	0.974	0.747	0.682	2.73	1.4	1.5	2	0.78	0.97	1	1.1	1.1	0.81	0.84	0.88	0.91	0.94	1.6	1.8	0.58	0.49 U
Chloroethane	<1.1	0.402	0.40	0.00	*0.40*	*0.00*	0.40	0.40		0.402 U	0.402 U	0.402 U	0.402 U	0.402 U	0.402 U	0.402 U	0.4 U	0.4 U	0.4 U	0.4 U	0.4 U	0.4 U	0.4 U	0.4 U	0.4 U	0.4 U	0.4 U	0.4 U	0.4 U	0.4 U	0.4 U	0.4 U
Chloroform	1.1	13	4.52	7.87	*3.98*	*6.91*	0.50	34.00		0.744 U	0.596	0.744 U	0.744 U	**31.8**	0.69	0.79	0.6	0.74 U	0.74 U	0.74 U	0.74 U	0.74 U	0.79	0.74 U	0.74 U	0.74 U	0.74 U	0.74 U	0.74 U	0.74 U	**2.2**	**2.1**
Chloromethane	3.7	1.24	0.75	0.39	*0.74*	*0.39*	0.31	1.70		0.315 U	1.39	0.84	0.924	1.24	1	1.2	1.3	0.48	0.57	1.2	0.76	0.84	0.88	0.88	0.92	1.2	0.67	0.31 U	0.31 U	0.44	0.46
cis-1,2,-Dichloroethene	<1.9	2.5	0.97	0.73	*0.95*	*0.73*	0.44	3.60		0.604 U	0.484	0.604 U	0.604 U	1.57	0.604 U	0.604 U	0.6 U	0.6 U	0.6 U	0.6 U	0.6 U	0.6 U	3.6	0.6 U	0.6 U	0.6 U	0.6 U	0.6 U	0.6 U	0.6 U	0.6 U	0.6 U
Cyclohexane	NL	3.1	1.19	1.53	*1.20*	*1.54*	0.36	6.80		1.36	0.77	0.525 U	0.525 U	0.595	0.525 U	0.525 U	0.52 U	0.52 U	0.52 U	0.52 U	0.52 U	0.52 U	0.52 U	0.52 U	0.52 U	0.52 U	0.52 U	0.59	0.66	2.1	0.52
Ethylbenzene	5.7	4.2	1.90	1.84	*1.91*	*1.86*	0.49	8.90		4.72	1.72	2.69	3.8	1.32	1.2	1.4	1.6	1.2	1.6	1.2	1.4	1.2	1.2	0.79	0.84	0.66	0.66	0.93	0.97	0.66 U	0.66 U
Heptane	NL	5.6	2.39	1.97	*2.38*	*1.99*	0.50	8.10		3.29	3.96	5.04	6.41	2.58	1	1.2	1.8	1.2	2.2	1.2	1	1.7	1.2	0.62 U	0.96	0.79	0.79	0.92	1	0.83	0.67
Isopropyl Alcohol	NL	70	47.42	92.66	*47.61*	*93.59*	0.37	450.00		12.5	57.5	44	70	38	160	140	450	370	360	14	11	21	18	12	18	14	17	40	44	2.8	2
m&p-Xylene	22.2	15	5.77	4.80	*5.79*	*4.84*	1.00	20.00		14.3	6.13	5.74	7.06	5.03	4.7	5.5	5.6	5.3	7.2	3.9	4.8	3.8	3.8	2.7	2.6	1.9	1.9	2.9	2.7	1	1.1
Methyl Ethyl Ketone	NL	5.3	2.39	2.05	*2.42*	*2.06*	0.75	8.30		7.79	3.21	3.36	3.6	1.02	1	1.4	1	2	2	2	1.6	2.9	2.3	1.4	1.3	1	1.2	0.9 U	1.2	0.78	0.75
Methyl Isobutyl Ketone	NL	2.17	1.45	1.03	*1.43*	*1.03*	0.62	6.80		2.79	4.04	1.96	4.08	2.17	0.75	0.87	6.8	0.71	0.62 U	1.2 U	1.2 U	1.1	0.83	1.2 U	1.2 U	1.2 U	1.2 U	1.2 U	1.2 U	1.2 U	1.2 U
Methylene Chloride	60*	6.8	3.45	2.67	*3.42*	*2.69*	0.53	14.00		1.69	5.12	3.5	3.67	4.7	1.4	1.7	4.9	1.8	1.8	1.7	3	0.53 U	0.53 U	1.6	1.5	1.2	1.3	3.3	3.8	5.5	2.7
o-Xylene	7.9	5.7	2.37	1.93	*2.33*	*1.93*	0.49	8.30		3.62	1.85	2.78	3.27	4.28	2.2	2.5	2.4	1.8	2.5	1.3	1.7	1.5	1.4	1	1	0.75	0.79	1.3	1.2	0.49	0.66 U
Tetrachloroethylene	100*	3.3	2.18	3.79	*2.03*	*3.67*	0.69	23.00		0.758	1.03 U	1.38	1.45	9.72	5.9	5.7	1 U	1 U	0.83 U	0.76 U	0.9 U	1 U	2.8	1 U	1 U	1 U	1 U	1 U	1 U	3.3 U	3 U
Toluene	43.0	16	14.77	53.82	*14.94*	*54.35*	1.50	390.00		10.7	6.09	3.72	3.87	6.66	6.4	7.5	6.1	6.8	5.4	6.7	7.1	7.4	8.2	3.7	3.7	8.2	5.5	4.7	4.9	1.5	1.5
Trichloroethene	5*	3.9	1.60	1.27	*1.59*	*1.28*	0.22	5.30		1.37	1.58	0.71	0.819	2.18	1.5	2.1	0.76	0.82	0.93	0.82	0.87	1.1	1.5	0.55	0.71	0.82	0.93	1.9	0.93	0.76	0.71
Total VOCs			145.36	119.58	*143.21*	*119.79*	36.85	530.31		105.735	125.278	108.274	146.842	252.829	235.403	213.923	530.31	501.78	474.01	86.07	73.72	167.86	107.99	60.57	66.8	59.57	68.72	88.32	92.84	43.37	36.85
BTEX & Trimethylbenzenes			35.13	60.84	*33.23*	*59.92*	7.63	433.60		44.99	24.364	20.677	25.582	129.92	24.8	26.6	28.8	21.68	25.97	18.1	21.3	24.6	24.81	14.23	14.12	15.27	12.54	16.63	16.17	7.63	9.91

Nurse's Office, South End of Building	USEPA (2001) (BASE) Database - 90th Percentile	90th Percentile of Indoor Air Data	1/27/2010	Duplicate 1/27/2010	3/30/2010	Duplicate 3/30/2010	5/6/2010	Duplicate 5/6/2010	6/1/2010	Duplicate 6/1/2010	6/29/2010	Duplicate 6/29/2010	MS/MSD 7/26/2010	Duplicate 7/26/2010	10/8/2010	Duplicate 10/8/2010	12/28/2010	Duplicate 12/28/2010	2/17/2011	Duplicate 2/17/2011	6/30/2011	8/8/2011	12/28/12011	MS/MSD 3/30/2012	Duplicate 3/30/2012	MS/MSD 6/19/2012	Duplicate 6/19/2012	MS/MSD 7/24/2012	11/12/2012	MS/MSD 3/21/2013	6/27/2013
1,1,1-Trichloroethane	20.6	0.832	0.83 U	0.83 U	0.83 U	0.83 U	0.83 U	0.83 U	0.83 U	0.83 U	0.83 U	0.83 U	3.2	3.1	0.83 U	0.83 U	0.83 U	0.83 U	0.83	0.83	0.83 U	0.83 U	0.83 U	0.83 U	0.83 U	0.83 U	0.83 U	0.83 U	0.83 U	0.83 U	0.83 U	0.83 U
1,2,4-Trimethylbenzene	9.5	10	**9.5**	**9.5**	1.1 U	1.7	2.9	2.7	2.7	2.2	5.1	3.9	9.0	11 J	5.3	5.5	**12**	**13**	**8.1** J	**10** J	5.3	1.1 U	3.4	1.8 J	2.3 J	5.7	6.1	5.3	4.7	1.8 J	1.2
1,3,5-Trimethylbenzene	3.7	4.4	**5.7**	**7.4**	0.65 J	0.60 J	0.70 J	0.70 J	0.70 J	0.65 J	1.3	1.2	**4.4**	**4.6**	1.4	1.5	2.9	3.2	**3.9**	**4.4**	2.1	2.5	1	0.60 J	0.80	3.6	3.5	0.75 U	2.1	0.75 U	1
Acetone	98.9	88	15	21	26	22	39	27	33	46	33	26	44	55	30	40	29	11	**70**	93	53	88	38	12	12	56	82	**120**	41	24	43
Benzene	9.4	3.1	0.91	0.97 U	0.84	0.81	0.81	0.78	0.49	0.55	0.49	0.52	3.2	3.1	2.3	2.3	4.3	4.4	2.7	4.6	3.0	2.8	1.5	1.5	1.6	0.75	0.78	2.2	0.71	0.97	0.36 J
Chloroethane	<1.1	0.402	0.4 U	0.4 U	0.40 U	0.40 U	0.40 U	0.40 U	0.40 U	0.40 U	0.40 U	0.40 U	0.40 U	0.40 U	0.40 U	0.40 U	0.40 U	0.40 U	**0.40**	**0.40**	0.40 U	0.40 U	0.40 U	0.40 U	0.40 U	0.40 U	0.40 U	0.40 U	0.4 U	0.40 U	0.40 U
Chloroform	1.1	13	**17**	**17**	**1.4**	**1.6**	0.55 J	0.50 J	0.74 U	0.74 U	0.74	0.69	**1.2**	**1.1**	**2.18**	**12**	**13**	**6.2**	**6.6**	**0.79**	**1.5**	**34**	0.74 U	**24**	**10**	**13**	0.74	0.94	0.74 U	**11**	0.74 U
Chloromethane	3.7	1.24	0.97	1.2	1.2	1.3	0.82	0.73	0.97	1.0	0.73	0.74	0.31 U	0.31 U	0.31 U	0.31 U	0.31 U	0.94	1.20	1.20	0.31 U	0.31 U	0.31 U	1.3	1.0	0.31 U	0.31 U	0.31 U	0.31 U	0.31 U	0.31 U
cis-1,2,-Dichloroethene	<1.9	2.5	0.64	0.6 U	0.81	0.89	0.60 U	0.60 U	0.60 U	0.60 U	0.60 U	0.60 U	1.7	1.8	**2.5**	**2.5**	**2.5**	**2.5**	0.6	0.85	**2.9**	1.1	1.3	0.69	0.73	0.73	0.60	0.44 J	0.6 U	0.81	0.6 U
Cyclohexane	NL	3.1	0.36	0.52 U	0.38 J	0.38 J	0.52 U	0.52 U	0.52 U	0.52 U	6.8	0.52 U	6.5	0.52 U	0.52 U	0.52 U	0.52 U	0.52 U	3.1	3.6	1.9	5.6	0.52 U	3.1	2.4	0.52 U	0.52 U	0.52 U	0.59	0.56	0.52 U
Ethylbenzene	5.7	4.2	0.84	0.88	0.57 J	0.49	0.71	0.75	0.66	0.66	1.7	1.1	4.9	4.2	2.2	2.2	4.2	4.3	**3.9**	**8.9**	2.7	3.8	1.6	0.84	0.93	1.4	1.6	1.9	0.62 J	0.71	0.66 U
Heptane	NL	5.6	0.54	0.5	0.71	0.71	1.7	1.4	1.4	3.3	3.5	0.75	0.83	4.5	4.4	2.5	2.7	3.6	6.0	5.9	3.2	5.6	1.3	1.2	1.4	6.8	8.1	4.3	0.5 J	0.96	0.52 U
Isopropyl Alcohol	NL	70	2.4	3	34	34	16	16	14	18	18	15	15	0.37 U	30	35	0.37 U	4.9	25	26	26	26	7.7	9.2 J	10 J	21	31	41 J	10	5.0	8.7
m&p-Xylene	22.2	15	2.6	2.9	1.2 J	1.2 J	2.2	2.2	1.8	1.7	5.2	3.2	17	15	7.6	7.6	15	15	20 J	18 J	9.3	10 J	5.4	3.0	3.4	4.9	5.8	6.6	3	2.6	1.3 U
Methyl Ethyl Ketone	NL	5.3	0.9 U	0.9 U	1.1	1.9	1.5	1.4	1.7	1.9	1.4	1.2	3.0	0.90 U	2.9	3.0	0.9 U	0.9 U	2.80 J	0.90	5.3	8.1 J	1.6	3.2 J	8.3 J	6.9 J	8.1 J	3.0 J	2 J	0.93	1.7
Methyl Isobutyl Ketone	NL	2.17	1.2 U	1.2 U	1.2 U	1.2 U	1.2 U	1.2 U	1.2 U	1.2 U	1.2 U	1.2 U	1.2 U	1.2 U	1.2 U	1.2 U	1.2 U	1.2 U	0.83 J	1.2	1.0	0.92 J	1.2 U	1.2 U	1.2 UJ	0.83 J	1.1 J	2.8 J	1.2 UJ	1.2 UJ	1.2 U
Methylene Chloride	60*	6.8	1.6	1.6	3.1	3.1	1.9	1.7	1.5	1.5	1.2	1.2	5.9	7.5	3.3	5.1	9.9	14	6.0	6.3	5.2	3.0	6.8	6.1	6.9	0.99	1.2	6.9	1.2	3.5	0.81
o-Xylene	7.9	5.7	1.8	1.8	0.62 J	0.57 J	0.93	0.88	0.79	0.71	2.0	1.4	6.0	5.7	2.8	2.8	6.2	6.6	**8.2**	**8.3**	3.1	4.7	2.2	1.1	1.2	1.9	2.2	2.8	1.4	1.0	0.66 U
Tetrachloroethylene	100*	3.3	1 U	1 U	1.0 U	1.2	1.0 U	1.0 U	1.0 U	1.0 U	2.3	0.97 J	0.76 J	1.0 U	0.76 J	0.69 J	23	14 J	0.9 J	1.2	1.0 U	1.0 U	1.0 U	1.0 U	1.0 U	1.0 U	1.0 U	1.0 U	1 U	1.0 UJ	1.0 U
Toluene	43.0	16	3.6	4	2.8	4.0	4.4	4.1	3.9	3.9	3.1	2.5	13	**390**	9.2	11	9.2	22	21	19	16	20	7.0	5.6	7.7	10	10	11	2.8	3.1	3.2
Trichloroethene	5*	3.9	0.71	0.82	1.5	3.0	0.98	1.0	0.22 U	0.60	0.60	0.22 U	4.6	4.9	2.8	2.9	1.9	4.1	2.8	2.6	**5.3** J	4.5	1.5	0.93	1.2	1.4	1.4	1.5 J	1.1	0.93	0.22 U
Total VOCs			68.5	78.02	81.41	81.88	79.65	66.39	71.02	88.16	87.44	64.22	149.77	516.1	121.92	142.25	135.33	135.57	185.57	218.68	181.84	42.1	20.6	65.59	78.29	126.7	167.48	214.29	76.8	62.36	69.03
BTEX & Trimethylbenzenes			24.95	27.45	7.78	9.37	12.65	12.11	11.04	10.37	18.89	13.82	57.5	433.6	30.8	32.9	53.8	68.5	65.1	68.6	38.5	14.44	17.93	28.25	29.98			30.55	15.33	10.93	8.38

Notes:
* Asterik indicates the value listed is the New York State Department of Health (NYSDOH) Air Guideline established in Table 3.1 of the NYSDOH Guidance titled "Evaluating Soil Vapor Intrusion in the State of New York", October 2006. The USEPA BASE Database (see below) was also provided for typical background for commercial buildings in order to evaluate compounds not listed in the Table 3.1 of the NYSDOH Guidance.
- USEPA Building Assessment and Survey Evaluation (BASE) Database (90th Percentile). As recommended in Section 3.2.4 of the NYSDOH Guidance (Refer to Footnote "1") this database is referenced for the indoor air sampling results. This database is also referenced to provide initial benchmarks for comparison to the air sampling data and does not represent regulatory standards or compliance values.
- **Bold** denotes value is greater than the NYSDOH Air Guideline (see above) or if there is no NYSDOH Air Guideline then the value is greater than the USEPA BASE Database 90th Percentile, see above.
- U qualifier denotes laboratory identifed as 'non-detect' at the detection limit shown.
- Compounds listed represent sub-set of complete list of VOCs tested (USEPA TO-15)
- Duplicate identifies a Duplicate Sample collected from this location
- MS/MSD identifies a Matrix Spike/Matrix Spike Duplicate Sample was collected from this location for Quality Control purposes.
- 90th Percentile of Indoor Air Data calculated based on the following Microsoft Excel formula: ROUND(90/100*number of data points+0.5),0)
- Mean, Standard Deviation, and Range are inclusive of all analytical results including "non-detect" concentrations (as qualified by "U" qualifier). Non-detect concentrations were determined by using the reported laboratory method detection limit provided by the analytical laboratory.

Room 112

Total Samples Collected: **11**

Room 112	USEPA (2001) (BASE) Database - 90th Percentile	90th Percentile of Indoor Air Data	Mean	St Deviation	Range (Minimum)	Range (Maximum)	Sub-Slab Depressurization System Installed August 2008	12/28/2010	2/17/2011	6/30/2011	8/8/2011	12/28/2011	3/30/2012	6/19/2012	7/24/2012	11/12/2012	3/21/2013	MS/MSD 6/27/2013
1,1,1-Trichloroethane	20.6	0.83	0.83	0.00	0.83	0.83		0.83 U	0.83	0.83 U,J	0.83 U	0.83 U	0.83 U	0.83 U	0.83 U	0.83 U	0.83 U	0.83 U
1,2,4-Trimethylbenzene	9.5	11.30	6.26	3.89	1.90	14		**11**	14	5.8	5.4	3.4	2.1 J	6.6	4.2	8.2	1.9 UJ	1.2
1,3,5-Trimethylbenzene	3.7	4.25	2.23	1.48	0.55	4.7		2.5	**4.2**	2.3	1.9	1.3	0.70 J	**4.7**	0.75 U	3.4	0.55 J	1.1
Acetone	98.9	129.00	72.60	57.56	18.00	210		44	**120**	58	49	60	18	**99**	**210**	46	22	21
Benzene	9.4	3.08	1.89	0.97	0.65	3.8		3.0	3.8	2.1	2.2	1.5	1.6	0.81	2.0	0.65	1.2	0.45 J
Chloroethane	<1.1	0.40	0.40	0.00	0.40	0.4		0.40 U	0.40	0.40 U	0.4 U	0.4 U	0.40 U	0.40 U	0.40 U	0.4 U	0.40 U	0.4 U
Chloroform	1.1	23.70	10.44	12.61	0.74	39		**11** J	**1.4**	**22**	0.74 U	**39**	**14**	0.79	0.74 U	0.74 U	**14**	0.74 U
Chloromethane	3.7	1.04	0.57	0.47	0.31	1.7		0.84	1.7	0.31 U	0.31 U	0.31 U	0.97	0.31 U	0.31 U	0.31 U	0.31 U	1.3
cis-1,2,-Dichloroethene	<1.9	2.64	1.37	1.12	0.40	3.9		**2.5**	0.97	**3.9**	0.89	2.1	0.85	0.52	0.40	0.6 U	0.97	0.6 U
Cyclohexane	NL	2.40	1.29	1.45	0.52	5.1		2.1	0.52	1.6	5.1	0.84	0.52 U	0.52 U	0.52	0.63	0.52 U	0.52 U
Ethylbenzene	5.7	3.62	2.52	2.47	0.79	9.2		2.8	**9.2**	2.3	3.0	1.9	0.93	1.7	1.6	0.93 J	0.79	0.66 U
Heptane	NL	5.45	3.20	2.25	0.62	7.7		3.0	4.5	3.5	5.2	1.4	1.4	7.7	3.9	0.62	0.79	0.62 U
Isopropyl Alcohol	NL	39.40	20.06	14.71	0.37	43		0.37 U	20	32	28	7.5	9.0 J	39	43 J	14	7.7	4.2
m&p-Xylene	22.2	10.81	7.41	4.65	2.60	19		9.9	19 J	8.6	7.5 J	6.8	3.2	6.1	5.5	4.9	2.6	1.1 J
Methyl Ethyl Ketone	NL	6.76	3.65	3.05	0.90	10		2.3	0.9	4.6	6.4	1.2 U	6.0 J	10	0.90	3 J	1.2	2.1
Methyl Isobutyl Ketone	NL	1.20	1.07	0.23	0.62	1.2		1.2 U	1.2	1.0	0.62 J	1.2 U	1.2 UJ	1.2 U	0.67	1.2 UJ	1.2 UJ	1.2 U
Methylene Chloride	60*	7.51	4.70	2.71	0.85	8.5		8.5 J	5.2	5.5	1.9	7.4	6.2	1.0	6.7	0.85	3.7	0.67
o-Xylene	7.9	4.79	3.08	2.10	0.97	8.3		4.4	**8.3**	2.9	3.5	2.7	1.1	2.3	2.3	2.3	0.97	0.66 U
Tetrachloroethylene	100*	4.66	4.34	10.42	1.00	34		34	1.4	1.0 U	1 U	1 U	1.0 U	1.0 U	1.0 U	1 U	1.0 UJ	1 U
Toluene	43.0	15.00	9.81	4.64	3.40	15		15	15	11	14	6.3	6.0	13	11	3.4	3.4	4.2
Trichloroethene	5*	4.90	2.67	2.14	1.00	7.6		3.1	3.7	**7.6 J**	4.6	1.9	1.0	1.3	1.2 U	1.1	1.2	0.22 UJ
Total VOCs			160.37	72.10	67.23	297.92		162.74	236.22	177.24	142.49	148.98	77	198.78	297.92	95.06	67.23	44.77
BTEX & Trimethylbenzenes			29.23	17.87	10.63	69.7		45.6	69.7	32.9	35.3	22.4	10.63	23.21	17.35	23.78	11.41	9.37

Notes:

* Asterik indicates the value listed is the New York State Department of Health (NYSDOH) Air Guideline established in Table 3.1 of the NYSDOH Guidance titled "Evaluating Soil Vapor Intrusion in the State of New York", October 2006. The USEPA BASE Database (see below) was also provided for typical background for commercial buildings in order to evaluate compounds not listed in the Table 3.1 of the NYSDOH Guidance.

- USEPA Building Assessment and Survey Evaluation (BASE) Database (90th Percentile). As recommended in Section 3.2.4 of the NYSDOH Guidance (Refer to Footnote "1") this database is referenced for the indoor air sampling results. This database is also referenced to provide initial benchmarks for comparison to the air sampling data and does not represent regulatory standards or compliance values.
- U qualifier denotes laboratory identifed as 'non-detect' at the detection limit shown.
- Compounds listed represent sub-set of complete list of VOCs tested (USEPA TO-15)
- Duplicate identifies a Duplicate Sample collected from this location
- MS/MSD identifies a Matrix Spike/Matrix Spike Duplicate Sample was collected from this location for Quality Control purposes.
- NA indicates that insufficient data set for value calculation.
- 90th Percentile of Indoor Air Data calculated based on the following Microsoft Excel formula: ROUND((90/100*number of data points+0.5),0)
- Mean, Standard Deviation, and Range are inclusive of all analytical results including "non-detect" concentrations

(as qualified by "U" qualifier). Non-detect concentrations were determined by using the reported laboratory method detection limit provided by the analytical laboratory.

Table 17
Remedial Investigation Report
690 Saint Paul Street, Rochester New York

Room 117

Total Samples Collected: 44

Room 117	USEPA (2001) (BASE) Database - 90th Percentile	90th Percentile of Indoor Air Data	Mean	St Deviation	Range (Minimum)	Range (Maximum)	8/15/2008	Sub-Slab Depressurization System Installed August 2008	9/3/2008	9/5/2008	9/5/2008 (Duplicate)	9/10/2008	9/18/2008	9/18/2008 (Duplicate)	9/25/2008	10/15/2008	11/25/2008	11/25/2008 (Duplicate)	12/17/2008	12/23/2008	1/16/2009	1/16/2009 (MS/MSD)	4/17/2009	6/3/2009	6/3/2009 (Duplicate)	6/24/2009	7/21/2009	8/20/2009	9/24/2009
1,1,1-Trichloroethane	20.6	0.83	0.92	0.45	0.55	3.3	0.832 U		0.832 U	0.832 U	0.832 U	0.832 U	0.832 U	0.832 U	0.832 U	0.832 U	0.832 U	0.832 U	0.832 U	0.832 U	0.832 U	0.832 U	0.832 U	0.83 U	0.83 U	0.83 U	0.83 U	0.83 U	0.83 U
1,2,4-Trimethylbenzene	9.5	7.86	3.93	3.23	0.75	15	2.8		3.9	5.1	5.7	2.65	1.65	1.55	2.7	3.35	3.2	3.65	7.99	**12.5**	**15**	**12**	2.4	3.2	3.3	2.6	2.5	6.1	1.1
1,3,5-Trimethylbenzene	3.7	3.36	1.65	1.39	0.50	7.5	1.1		2.05	2.5	2.25	1.8	0.7	0.849	1.05	1.1	0.75	0.899	**4.35**	**7.5**	**5.5**	3.55	0.65	1.8	1.1	1.4	0.75	1.5	0.75 U
Acetone	98.9	93.90	50.32	38.94	5.10	210	17.1		82.1	67.6	77.3	52.4	86.9	76.3	33.8	37.7	28.7	14	30.2	20.3	40.1	36.7	34	35	37	40	15	40	18
Benzene	9.4	1.65	1.00	0.52	0.39	2.5	0.552		1.75	1.07	1.04	0.649	0.455	0.39	0.649	0.649	0.812	0.909	2.34	1.56	1.3	1.27	0.71	0.83	0.94	0.84	0.88	0.68	0.45
Chloroethane	<1.1	0.40	0.40	0.00	0.40	0.402	0.402 U		0.402 U	0.402 U	0.402 U	0.402 U	0.402 U	0.402 U	0.402 U	0.402 U	0.402 U	0.402 U	0.402 U	0.402 U	0.402 U	0.402 U	0.402 U	0.4 U	0.4 U	0.4 U	0.4 U	0.4 U	0.4 U
Chloroform	1.1	4.50	1.82	2.49	0.50	13	0.744 U		0.744 U	0.744 U	0.744 U	0.744 U	0.744 U	0.744 U	0.744 U	0.744 U	0.744 U	0.744 U	**1.14**	**3.77**	**3.82**	**3.13**	0.744 U	0.74 U	0.74 U	0.74 U	0.74 U	0.74 U	0.74 U
Chloromethane	3.7	1.27	0.79	0.44	0.31	2.2	0.609		0.84	0.315 U	1.13	1.39	0.441	0.672	0.693	1.15	0.819	0.924	1.09	1.74	1.09	1.22	0.73	1.4	1.2	0.84	0.76	1.2	0.71
cis-1,2,-Dichloroethene	<1.9	1.03	0.75	0.44	0.32	2.9	0.604 U		0.604 U	0.564	0.604 U	0.604	0.604 U	0.604 U	0.604 U	0.604 U	1.33	0.604 U	0.604 U	0.806	0.846	0.604 U	0.604 U	0.6 U	0.6 U	0.6 U	0.6 U	0.6 U	0.6 U
Cyclohexane	NL	1.28	1.01	1.42	0.39	7.1	0.385		1.19	0.84	1.08	0.91	0.525 U	0.525 U	0.525 U	0.525 U	0.525 U	0.525 U	0.945	0.525 U	0.595 U	0.7	0.525 U	0.52 U	5.6	0.52 U	0.52 U	3.5	0.52 U
Ethylbenzene	5.7	3.99	2.43	4.56	0.44	28.2	0.53		**28.2**	3.31	3.84	1.46	0.662	0.53	4.9	0.794	0.839	0.883	2.74	1.9	0.706	0.53	0.57	9.3	**15**	2.3	0.79	0.79	0.49
Heptane	NL	4.56	1.99	1.74	0.58	8.5	1.54		1.83	2.75	2.46	1.58	1	0.916	0.791	0.625	0.583	0.625	1.92	1.92	0.958	0.708	0.71	0.83	0.96	2.6	0.62 U	1.4	0.62 U
Isopropyl Alcohol	NL	183.20	85.55	147.52	0.37	732	2.1		52.7	299	326	23.7	732	668	30	132	45.2	35.2	41	24.2	214	96.9	63	75	170	51	8	59	7
m&p-Xylene	22.2	10.22	4.33	3.76	0.75	16.3	1.32		9.89	11.5	11.7	4.77	1.77	1.59	16.3	2.52	2.3	2.56	11	6.4	2.12	1.63	1.8	2.8	3.1	5.7 U	2.7	2.4	1.3
Methyl Ethyl Ketone	NL	6.66	2.89	2.89	0.69	13	1.14		5.7	7.49	8.99	3.12	1.95	1.98	1.74	2.25	1.25	1.25	1.77	1.25	1.14	0.749	1.1	1.2	1.7	1.9	1.5	1.9	0.81
Methyl Isobutyl Ketone	NL	2.50	2.47	6.66	0.50	47	1.37		1.25 U	2.37	2.08	1.58	0.749	0.5	0.583	5.95	2.21	1.58	1.79	1.67	0.833	0.625	47	4.7	5.4	2.8	1.2 U	1.1	1.2 U
Methylene Chloride	60*	4.22	1.95	1.54	0.49	6.3	0.918		1.13	1.98	0.742	1.55	1.09	0.742	2.97	1.06	1.02	0.953	2.26	1.34	1.84	1.34	0.71	1.1	1.2	1.2	2.3	0.53 U	0.49
o-Xylene	7.9	3.34	1.66	1.35	0.44	7.06	0.662		2.34	2.56	2.56	1.37	0.662	0.662	7.06	0.883	0.794	0.883	3.66	2.69	1.15	0.971	0.75	0.88	0.93	3.1	1.1	1	0.44
Tetrachloroethylene	100*	1.46	1.93	4.95	1.00	35	1.03 U		1.03 U	1.03 U	1.03 U	1.03 U	1.03 U	1.03 U	1.03 U	1.03 U	1.03 U	1.03 U	1.03 U	1.03 U	2.76	1.31	1.03 U	1 U	1 U	1 U	1 U	1 U	1 U
Toluene	43.0	13.00	9.10	21.15	1.10	150	4.56		9.19	10.3	9.54	4.02	3.06	4.56	3.56	3.64	4.06	3.64	13	3.26	3.1	2.37	3.1	5.4	6.5	4	3.3	3.9	2.4
Trichloroethene	5*	2.93	1.35	1.14	0.22	5.7	1.42		1.2	1.91	1.64	1.8	0.765	0.601	0.437	0.655	2.68	0.546	0.382	1.53	1.31	0.546	0.44	0.6	0.6	0.6	0.87	1.3	0.22 U
Total VOCs			178.22	169.45	21.09	837.991	41.718		208.872	424.167	461.664	108.361	837.991	763.979	111.37	198.463	100.08	72.639	130.445	97.125	299.402	168.087	161.807	148.14	258.1	124.97	46.36	129.87	40.07
BTEX & Trimethylbenzenes			23.32	25.22	5.33	171.7	10.972		55.57	35.27	35.59	16.07	8.504	9.741	35.57	12.287	11.943	12.515	42.74	34.25	27.576	21.051	9.27	23.38	29.93	19.1	11.14	15.69	6.48

Room 117	USEPA (2001) (BASE) Database - 90th Percentile	90th Percentile of Indoor Air Data	10/29/2009	11/18/2009	12/21/2009	1/27/2010	3/1/2010	3/30/2010	5/6/2010	6/1/2010	6/29/2010	7/26/2010	7/26/2010 (DUP)	10/8/2010	12/28/2010	2/17/2011	6/30/2011	8/8/2011	12/28/2011	3/30/2012	6/19/2012	7/24/2012	7/24/2012 (Duplicate)	11/12/2012	11/12/2012 (Duplicate)	3/21/2013	3/21/2013 (Duplicate)	6/27/2013
1,1,1-Trichloroethane	20.6	0.83	0.83 U	0.83 U	0.83 U	0.83 U	0.83 U	0.83 U	0.83 U	0.83 U	0.83 U	2.8	3.3	0.83 U	0.83 U	0.83	0.83 U	0.83 U	0.83 U	0.83 U	0.55 J	0.83 U	0.78 J	0.83 U	0.83 U	0.83 U	0.83 U	0.83 U
1,2,4-Trimethylbenzene	9.5	7.86	2	1.8	0.8	4.1	0.8	0.75 U	4.0 U	1.1 U	1.1 U	**11**	**11**	1.1 U	5.6	5.7	7.8	5.3	5.1	1.9	1.6 J	4.2	4.4	4.6	2	2.8	1.4 J	1.1 J	1.6
1,3,5-Trimethylbenzene	3.7	3.36	0.75 U	0.65	0.75 U	0.95	0.75 U	1.1 U	1.1 U	0.75 U	0.95	2.9	3.3	1.4	1.4	2.6	2.7	2.10	0.7	0.50 J	3.5	0.75 U	0.75 U	0.8	1.3	0.75 U	0.70 J	1.6
Acetone	98.9	93.90	24	21	11	12	21	28	59	34	34	**110**	87	46	58	85	**120**	**110**	35	20	66	**140**	**210**	42	52	21	5.1	44
Benzene	9.4	1.65	0.91	0.88	0.65	0.55	0.55	0.58	0.45 J	0.39 J	0.39 J	1.6	1.6	1.6	1.9	2.5	1.4	2.0	0.91	1.1	0.88	1.4	1.5	0.65	0.68	1.0	0.49 U	0.49
Chloroethane	<1.1	0.40	0.4 U	0.4 U	0.4 U	0.4 U	0.4 U	0.40 U	0.40 U	0.40 U	0.40 U	0.40 U	0.40 U	0.40 U	0.40 U	0.40	0.40 U	0.40 U	0.40 U	0.40 U	0.40 U	0.40 U	0.40 U	0.4 U	0.4 U	0.40 U	0.40 U	0.4 U
Chloroform	1.1	4.50	0.74 U	0.74 U	0.55	3.2	0.74 U	0.74 U	0.74 U	0.74 U	0.74 U	1.0	**1.2**	**6.7**	**6.1**	0.89	**13**	0.55	**8.1**	**3.8**	0.89	0.50 J	0.55 J	0.74 U	0.74 U	**7.0**	0.69 J	0.74 U
Chloromethane	3.7	1.27	0.31 U	0.92	0.52	0.78	0.9	0.88	0.78	1.1	0.76	0.31 U	0.31 U	1.6	0.90	1.10	0.31 U	0.31 U	0.31 U	0.31	0.31 U	0.31 U	0.31 U	0.31 U	0.31 U	2.2	0.48	0.31 U
cis-1,2,-Dichloroethene	<1.9	1.03	0.6 U	0.6 U	0.6 U	0.6 U	0.6 U	0.32 J	0.60 U	0.60 U	0.60 U	1.0	1.1	1.1	0.97	0.6	**2.2**	0.64	0.73	0.48	0.56 J	0.60 U	0.60 U	0.6 U	0.6 U	0.52 J	0.60 U	2.9
Cyclohexane	NL	1.28	0.52 U	0.52 U	0.52 U	0.42	0.52 U	0.52 U	0.52 U	0.52 U	0.52 U	7.1	0.52 U	0.52 U	1.5	0.52	0.52 U	5.6	0.52 U	0.52 U	0.52 U	0.52 U	0.52 U	0.52 U	0.59	0.52 U	0.73	0.52 U	0.49 J
Ethylbenzene	5.7	3.99	0.71	0.49	0.66 U	0.44	0.66 U	0.44	0.93	0.66	1.1	3.4	3.9	2.0	1.7	4.2	2.1	3.0	0.88	0.62	1.5	1.4	1.4	0.62 J	0.79 J	0.57 J	0.66 U	0.53 J
Heptane	NL	4.56	1.2	1.2	0.67	0.67	0.98	1.5	1.4	2.3	1.5	4.5	4.7	4.7	2.6	3.3	5.1	8.5	1.5	2.4	6.5	4.0	4.5	0.92	0.75	0.92	0.62 U	0.62 U
Isopropyl Alcohol	NL	183.20	29	39	0.37 U	11	33	16	31	23	30	58	47	49	15	20	93	47	12	16 J	30	110 J	170 J	20	22	17	2.1	11
m&p-Xylene	22.2	10.22	2.1	1.3	0.88	1.1	0.84	0.75 J	3.1	1.3	2.2	8.9	9.3	6.3	5.6	12	7.0	9.2	3.2	2.0	5.3	4.4	4.6	2.1	3.4	1.8	0.79 J	1.1 J
Methyl Ethyl Ketone	NL	6.66	1.4	0.87	5.6	1.5	0.69	1.0	1.6	2.2	0.93	2.9	2.6	3.1	0.90 U	0.90	5.1	11	1.2 U	5.1 J	13	6.3 J	9.9	2 J	2.2 J	1.3	0.90 U	2.8
Methyl Isobutyl Ketone	NL	2.50	1.2 U	1.2 U	1.8 U	1.2 U	1.2 U	1.2 U	1.2 U	1.2 U	1.2 U	1.2 U	1.2 U	1.0 J	1.2 U	1.2	1.3 J	1.0 J	1.2 U	1.2 U	1.2 U	0.83 J	0.83 J	0.55 U	1.2 UJ	1.2 UJ	1.2 UJ	1.2 U
Methylene Chloride	60*	4.22	1.1	1.1	1.3	0.99	1.1	1.4	0.95	1.1	1.1	5.7	5.8	2.2	5.9	4.5	6.3	1.6	3.6	3.7	1.5	3.5	4.1	1.2	1.1	2.6	1.1	0.53 U
o-Xylene	7.9	3.34	0.84	0.53	0.66 U	0.53	0.66 U	0.66 U	1.5	0.57 J	1.0	4.0	4.1	2.4	2.5	4.5	2.4	3.2	1.3	0.71	2.0	2.0	2.0	0.93	1.6	0.62 J	0.49 J	0.66 U
Tetrachloroethylene	100*	1.46	1.8	1 U	3	1 U	1 U	1.0 U	1.0 U	1.0 U	1.0 U	1.0	1.0 U	1.0 U	35	1.0	1.0 U	1.0 U	1.0 U	1.0 U	1.0 U	1.0 U	1 U	1 U	1 U	1.0 UJ	1.0 UJ	6.5 J
Toluene	43.0	13.00	6.9	2.4	3	2.1	3	2.5	6.9	3.4	4.5	18	**150**	8.8	10	8.5	8.0	15	3.6	4.0	12	11	14	7.1	13	2.3	1.1	5.2
Trichloroethene	5*	2.93	0.82	0.76	1.2	0.33	2	1.3	1.1	0.44	0.22 U	3.8	3.7	3.5	1.4	2.1	**5.7 J**	4.1	0.98	0.98	1.4	1.4 J	1.5 J	1.1	0.87	0.71	0.22 J	0.98 J
Total VOCs			78.13	78.19	35.76	44.69	72.22	61.87	119.1	77.6	85.04	249.51	333.13	150.25	159.5	164.44	283.66	232.13	79.86	67.25	153.21	295.54	433.84	86.44	108.09	65.85	21.09	84.48
BTEX & Trimethylbenzenes			13.3	7.17	6.75	9.22	6.71	6.2	17.53	7.78	10.85	48.2	171.7	26.5	26.9	39.6	27.5	39.6	12.49	10.53	29.38	25.35	28.85	14.2	23.57	0	5.33	11.18

Notes:

* Asterik indicates the value listed is the New York State Department of Health (NYSDOH) Air Guideline established in Table 3.1 of the NYSDOH Guidance titled "Evaluating Soil Vapor Intrusion in the State of New York", October 2006. The USEPA BASE Database (see below) was also provided for typical background for commercial buildings in order to evaluate compounds not listed in the Table 3.1 of the NYSDOH Guidance.

- USEPA Building Assessment and Survey Evaluation (BASE) Database (90th Percentile). As recommended in Section 3.2.4 of the NYSDOH Guidance (Refer to Footnote "1") this database is referenced for the indoor air sampling results. This database is also referenced to provide initial benchmarks for comparison to the air sampling data and does not represent regulatory standards or compliance values.
- **Bold** denotes value is greater than the NYSDOH Air Guideline (see above) or if there is no NYSDOH Air Guideline then the value is greater than the USEPA BASE Database 90th Percentile, see above.
- U qualifier denotes laboratory identified as 'non-detect' at the detection limit shown.
- Compounds listed represent sub-set of complete list of VOCs tested (USEPA TO-15)
- Duplicate identifies a Duplicate Sample collected from this location
- MS/MSD identifies a Matrix Spike/Matrix Spike Duplicate Sample was collected from this location for Quality Control purposes.
- 90th Percentile of Indoor Air Data calculated based on the following Microsoft Excel formula: ROUND((90/100*number of data points+0.5),0)
- Mean, Standard Deviation, and Range are inclusive of all analytical results including "non-detect" concentrations (as qualified by "U" qualifier). Non-detect concentrations were determined by using the reported laboratory method detection limit provided by the analytical laboratory.

Table 17
Remedial Investigation Report
690 Saint Paul Street, Rochester New York

Room 134
Total Samples Collected: 44

Room 134	USEPA (2001) (BASE) Database - 90th Percentile	90th Percentile of Indoor Air Data	Mean	St Deviation	Range (Minimum)	Range (Maximum)	8/15/2008	Sub-Slab Depressurization System Installed August 2008	9/3/2008	9/5/2008	9/10/2008	Duplicate 9/10/2008	9/18/2008	9/25/2008	10/15/2008	11/25/2008	Duplicate 11/25/2008	12/17/2008	Duplicate 12/17/2008	Rm 133 12/17/2008	12/23/2008	Room 135 12/23/2008	Rm 135 Dup 12/23/2008	1/16/2009	4/17/2009	6/3/2009	6/24/2009
1,1,1-Trichloroethane	20.6	0.832	0.85	0.11	0.83	1.4	0.832 U		0.832 U	0.832 U	0.832 U	0.832 U	0.832 U	0.832 U	0.832 U	0.832 U	0.832 U	0.832 U	0.832 U	0.832 U	0.832 U	0.832 U	0.832 U	0.832 U	0.832 U	0.83 U	0.83 U
1,2,4-Trimethylbenzene	9.5	7	4.18	5.56	0.55	30	1.85		5.35	6.3	3.8	3.75	6.6	1.7	2.55	2.4	2.45	**24.5**	**30**	5.2	7	7	7	**10.7**	1.8	1.8	2.1
1,3,5-Trimethylbenzene	3.7	3.97	1.72	1.93	0.60	10.8	0.849		2.25	2.55	2	2	1.25	0.7	0.8	0.65	0.949	**7**	**10.8**	2	**4.45**	**4.75**	**5**	2.85	0.6	0.75 U	0.85
Acetone	98.9	57.21	38.35	44.26	0.48	230	18.3		42	50.7	41.5	41.8	20.8	24.4	18.6	28	0.724 U	26.3	28.5	20	23.9	17.4	21.7	21.2	25	28	29
Benzene	9.4	1.856	1.02	0.77	0.32	4.71	0.584		1.88	0.909	0.617	0.617	0.52	0.617	0.617	0.974	4.71	2.34	1.98	1.4	1.49	1.23	1.43	1.23	0.75	0.91	0.75
Chloroethane	<1.1	0.402	0.40	0.02	0.30	0.402	0.402 U		0.402 U	0.402 U	0.402 U	0.402 U	0.402 U	0.295	0.402 U	0.402 U	0.402 U	0.402 U	0.402 U	0.402 U	0.402 U	0.402 U	0.402 U	0.402 U	0.402 U	0.4 U	0.4 U
Chloroform	1.1	2.864	1.36	1.46	0.50	9.1	0.744 U		0.744 U	0.744 U	0.744 U	0.744 U	0.744 U	0.744 U	0.744 U	0.744 U	0.744 U	0.744 U	0.744 U	0.744 U	**1.84**	**2.43**	**2.78**	**2.33**	0.744 U	0.74 U	0.74 U
Chloromethane	3.7	1.194	0.81	0.36	0.31	1.8	0.777		0.84	0.882	1.18	1.05	0.609	0.714	0.798	0.819	1.09	0.903	0.987	0.966	1.55	0.315 U	0.315 U	0.315 U	0.92	1.2	0.94
cis-1,2,-Dichloroethene	<1.9	0.6885	0.82	0.69	0.44	3.3	0.685		0.604 U	0.604 U	0.685	0.604 U	0.604 U	0.604 U	0.604 U	0.604 U	**3.3**	0.604 U	0.604 U	0.604 U	0.443	0.524	0.604 U	0.524	0.604 U	0.6 U	0.6 U
Cyclohexane	NL	0.931	2.00	8.61	0.52	58.8	0.525 U		1.26	0.63	0.7	0.665	0.525 U	0.525 U	0.525 U	0.91	58.8	0.735	0.735	0.7	0.595	0.595	0.595	0.525 U	0.525 U	0.52 U	0.94
Ethylbenzene	5.7	3.576	1.46	1.45	0.44	5.78	0.662 U		5.56	5.03	2.82	2.74	0.927	1.59	1.19	0.794	0.839	**5.78**	5.61	1.32	1.63	1.41	1.72	0.971	0.53	0.71	0.84
Heptane	NL	2.652	1.79	2.22	0.54	15	1.5		2.54	2.42	1.37	1.29	1.12	1	1.04	1.67	15	2.08	2.37	1.67	1.92	1.83	2.29	0.958	0.96	0.67	0.87
Isopropyl Alcohol	NL	63.25	35.60	44.41	0.37	220	3.07		23.5	12.2	47.5	49.5	43.7	12.7	34.5	61.5	27.7	30.5	34.7	183	14.7	17.5	20.5	28.7	35	75	20
m&p-Xylene	22.2	11.61	4.26	4.54	0.49	17.7	1.19		17.6	17.7	10.7	9.75	2.87	2.87	4.55	2.12	2.6	13.2	14.1	4.33	5.16	7.68	7.59	1.9	1.5	1.8	2.6
Methyl Ethyl Ketone	NL	5.752	2.42	2.20	0.66	9.89	1.23		7.49	9.89	3.03	2.88	2.19	1.65	1.32	1.74	5.64	1.29	1.38	1.41	1.08	1.02	1.35	0.929	1.3	1.2	1.8
Methyl Isobutyl Ketone	NL	3.451	1.97	2.25	0.58	12	1.37		2.17	2.08	1.54	1.33	8.12 U	0.916	0.833	8.91	5.45	1.62	2.08	1.46	1.67	1.54	1.87	0.916	4	12	0.96 U
Methylene Chloride	60*	4.317	2.47	4.80	0.42	33	1.02		4.41	2.65	3.99	4.1	1.2	4.03	0.777	0.953	1.48	1.87	1.98	2.3	0.953	0.953	1.17	1.45	0.74	0.56	1.4
o-Xylene	7.9	3.606	1.68	1.88	0.49	9.36	0.53		3.75	3.8	3.27	2.56	0.927	1.02	0.883	0.75	0.971	**9.36**	**8.3**	1.41	1.94	2.87	2.91	0.927	0.71	0.57	0.93
Tetrachloroethylene	100*	1.03	1.82	4.34	0.69	30	1.03 U		0.758	1.03 U	0.758	0.896	1.03 U	1.03 U	1.03 U	1.03 U	1.31	1.03 U	1.03 U	1.03 U	1.03 U	1.03 U	0.689	1.45	1.03 U	1.2	1 U
Toluene	43.0	9.2	4.61	3.35	0.57	15	3.64		9.19	6.86	4.18	3.87	3.14	3.14	2.49	2.95	4.1	13	13.8	7.66	3.18	2.99	3.6	2.87	4.4	3.2	5.7
Trichloroethene	5*	2.447	1.22	1.41	0.22	6.72	2.24		1.53	1.42	1.91	1.75	0.655	0.601	0.328	0.437	**6.72**	1.15	0.874	0.218 U	1.26	2.51	3.66	0.492	0.71	0.66	0.87
Total VOCs			110.81	92.42	13.90	503.84	43.03		134.66	129.633	133.528	133.13	98.765	61.678	75.413	119.189	145.811	145.24	161.808	238.656	77.025	76.811	88.007	82.471	83.057	133.32	74.12
BTEX & Trimethylbenzenes			18.05	16.51	4.56	82.61	8.721		43.7	42.24	26.77	24.67	15.714	11.02	12.463	9.664	11.909	72.84	82.61	21.92	23.36	26.7	27.82	20.218	9.54	8.83	13.02

Room 134	USEPA (2001) (BASE) Database - 90th Percentile	90th Percentile of Indoor Air Data	7/21/2009	8/20/2009	9/24/2009	10/29/2009	11/18/2009	12/21/2009	1/27/2010	3/1/2010	3/30/2010	5/6/2010	MS/MSD 6/1/2010	MS/MSD 6/29/2010	MS/MSD 7/26/2010	MS/MSD 10/8/2010	MS/MSD 12/28/2010	MS/MSD 2/17/2011	MS/MSD 6/30/2011	MS/MSD 8/8/2011	MS/MSD 12/28/2011	3/30/2012	6/19/2012	7/24/2012	11/12/2012	3/21/2013	6/27/2013
1,1,1-Trichloroethane	20.6	0.832	0.83 U	0.83 U	0.83 U	0.83 U	0.83 U	0.83 U	0.83 U	0.83 U	0.83 U	0.83 U	0.83 U	0.83 U	1.4	0.83 U	0.83 U	0.83	0.83 U	0.83 U	0.83 U	0.83 U	0.83 U	1.3	0.83 U	0.83 U	0.83 U
1,2,4-Trimethylbenzene	9.5	7	2.5	2.2	2.7	0.75	1.5	0.7	3.6	0.75 U	0.55 J	0.95	1.1	2.3	**9.7**	3.6	5.6	8.1	4.2	0.75 U	1.5	1.2 J	2.4	4.1	1.4	1.1 J	1.1 U
1,3,5-Trimethylbenzene	3.7	3.97	0.8	0.65	0.9	0.75 U	0.65	0.75 U	1	0.75 U	0.75 U	0.75 U	0.75 U	0.75 U	2.6	1.2	1.5	2.2	2.1	0.75 U	0.75 U	0.75 U	1.6	0.75 U	0.7 J	0.75 U	0.6 J
Acetone	98.9	57.21	21	32	22	17	9.9	13	20	20	14	29	35	33	**110**	41	60	70	**220**	0.48 J	17	21	41	**230**	48	21	49
Benzene	9.4	1.856	0.68	0.52	0.88	0.68	0.81	0.39	0.75	0.49	0.45 J	0.32 J	0.49 U	0.36 J	1.4	1.1	1.8	2.7	1.2	0.49 U	0.97	0.81	0.52	1.1	0.62	0.84	0.45 J
Chloroethane	<1.1	0.402	0.4 U	0.4 U	0.4 U	0.4 U	0.4 U	0.4 U	0.4 U	0.4 U	0.40 U	0.40 U	0.40 U	0.40 U	0.40 U	0.40 U	0.40 U	0.40	0.40 U	0.40 U	0.4 U	0.40 U	0.40 U	0.40 U	0.4 U	0.40 U	0.40 U
Chloroform	1.1	2.864	0.74 U	0.74 U	0.74 U	0.74 U	0.74 U	0.74 U	**2.3**	0.74 U	0.74 U	0.74 U	0.74 U	0.74 U	0.99	**3.4**	**3.9**	0.79	**9.1**	0.74 U	3.4	**2.9**	0.74 U	0.50 J	0.74 U	**2.1**	0.74 U
Chloromethane	3.7	1.194	0.88	0.97	0.78	0.67	0.84	0.52	0.97	0.88	0.80	0.84	1.8	0.69	0.31 U	0.31 U	0.86	1.2	0.31 U	0.31 U	0.31 U	0.90	1.20	0.31 U	0.31 U	0.31 U	1.3
cis-1,2,-Dichloroethene	<1.9	0.6885	0.6 U	0.6 U	0.6 U	0.6 U	0.6 U	0.6 U	0.6 U	0.6 U	0.60 U	0.60 U	0.60 U	0.60 U	1.2	0.81	0.69	0.6	1.7	0.60 U	0.56 J	0.60 U	0.60 U	0.60 U	0.6 U	0.60 U	**3.30**
Cyclohexane	NL	0.931	0.52 U	0.52 U	0.52 U	0.52 U	0.52 U	0.52 U	0.59	0.52 U	0.52 U	0.52 U	6.7	0.52 U	0.52 U	0.52 U	0.52 U	0.52	1.2	0.52 U	0.52 U	0.52 U	0.52 U	0.52 U	0.52 U	0.52 U	0.52 U
Ethylbenzene	5.7	3.576	0.75	0.53	0.75	0.49	0.66 U	0.66 U	0.44	0.66 U	0.66 U	0.66 U	0.66 U	0.66 U	2.7	1.3	1.5	3.9	1.7	0.66 U	0.57 J	0.66 U	0.66 U	1.1	0.49 J	0.66 U	0.49 J
Heptane	NL	2.652	1	0.62 U	1.2	0.62 U	0.75	0.62 U	0.75	0.62 U	0.62 U	0.54 J	1.5	0.83	3.7	2.4	2.5	2.7	4.6	0.62 U	1	2.5	0.62 U	4.3	0.54 J	1.1	0.67
Isopropyl Alcohol	NL	63.25	13	12	39	14	8.2	12	23	7.1	8.2	13	17	24	49	64	38	35	220	0.37 U	31	24 J	3.5	160 J	15	13	9.7
m&p-Xylene	22.2	11.61	2.4	1.5	2.3	1.3	0.93	0.49	1.3	1.3 U	1.3 U	0.71 J	0.79	1.1	7.6	4.2	5.3	12	5.6	1.3 U	1.9	1.5	0.97 J	3.7	1.4	1.4	0.84 J
Methyl Ethyl Ketone	NL	5.752	2	1.6	1.4	0.84	0.66	0.93	1.2	0.69	0.75 J	0.96	1.5	0.81 J	5.4	2.5	1.5	3.2	6.7	0.9 U	1.8	5.8 J	3.7	8.7 J	2.1 J	1.3	2.4
Methyl Isobutyl Ketone	NL	3.451	1.2 U	0.75	1.2 U	1.2 U	1.2 U	1.2 U	1.2 U	1.2 U	1.2 U	1.2 U	0.58 J	1.2 U	1.2 U	1.2 U	1.2 U	1.2	1.1	1.2 U	1.2 U	1.2 UJ	1.2 U	0.79 J	1.2 UJ	1.2 UJ	1.2 U
Methylene Chloride	60*	4.317	0.71	1.2	0.95	0.6	0.67	0.53	0.99	0.67	1.0	0.42 J	0.81	0.81	33	4.1	5.1	4.5	4.7	0.53 U	3.2	2.6	1.4	3.1	0.92	1.7	0.64
o-Xylene	7.9	3.606	0.93	0.57	0.79	0.53	0.66 U	0.66 U	0.66 U	0.66 U	0.66 U	0.66 U	0.66	0.57	3.1	1.6	2.4	4.9	1.9	0.66 U	0.79	0.57	0.57	1.7	0.71	0.49 J	0.66 U
Tetrachloroethylene	100*	1.03	1 U	1 U	1 U	1 U	1 U	1 U	1 U	1 U	1.0 U	1.0 U	1.0	1.0 U	1.0 U	1.0 U	30	0.69 J	1.0 U	1.0 U	1.0 U	1.0 U	1.0 U	1.0 J	1 U	1.0 UJ	5.4 J
Toluene	43.0	9.2	3.5	2.8	3.4	3.6	2.3	1.3	2.4	1.5	1.3	1.3	1.6	2.1	15	6.2	7.8	9.3	9.2	0.57 U	3.4	3.2	2.8	9.2	3.2	2.5	4.1
Trichloroethene	5*	2.447	0.93	0.55	0.44	0.27	0.76	0.27	0.33	0.98	0.55	0.22 U	0.22 U	0.22 U	3.9	2.3	1.1	0.87	**6.3** J	0.22	0.87	0.55	0.22 U	1.4 J	0.76 J	0.22 U	0.87 J
Total VOCs			56.37	62.55	82.78	47.39	34.58	38.11	64.31	42.34	36.88	55.62	74.73	73.49	254.12	143.97	172.5	165.6	503.84	13.9	72.97	73.49	66.45	434.57	81.44	53.02	85.21
BTEX & Trimethylbenzenes			10.88	8.25	10.84	7.42	6.7	4.56	9.4	5.62	5.22	5.03	5.56	7.48	40.7	18.1	24.1	40.4	24.7	5.18	9.88	8.69	9.52	21.65	8.52	7.74	8.24

Notes:
* Asterik indicates the value listed is the New York State Department of Health (NYSDOH) Air Guideline established in Table 3.1 of the NYSDOH Guidance titled "Evaluating Soil Vapor Intrusion in the State of New York", October 2006. The USEPA BASE Database (see below) was also provided for typical background for commercial buildings in order to evaluate compounds not listed in the Table 3.1 of the NYSDOH Guidance.

- USEPA Building Assessment and Survey Evaluation (BASE) Database (90th Percentile). As recommended in Section 3.2.4 of the NYSDOH Guidance (Refer to Footnote "1") this database is referenced for the indoor air sampling results. This database is also referenced to provide initial benchmarks for comparison to the air sampling data and does not represent regulatory standards or compliance values.
- **Bold** denotes value is greater than the NYSDOH Air Guideline (see above) or if there is no NYSDOH Air Guideline then the value is greater than the USEPA BASE Database 90th Percentile, see above.
- U qualifier denotes laboratory identifed as 'non-detect' at the detection limit shown.
- Compounds listed represent sub-set of complete list of VOCs tested (USEPA TO-15)
- Duplicate identifies a Duplicate Sample collected from this location
- MS/MSD identifies a Matrix Spike/Matrix Spike Duplicate Sample was collected from this location for Quality Control purposes.
- 90th Percentile of Indoor Air Data calculated based on the following Microsoft Excel formula: ROUND((90/100*number of data points+0.5),0)
- Mean, Standard Deviation, and Range are inclusive of all analytical results including "non-detect" concentrations (as qualified by "U" qualifier). Non-detect concentrations were determined by using the reported laboratory method detection limit provided by the analytical laboratory.

Table 17
Remedial Investigation Report
690 Saint Paul Street, Rochester New York

Outside - Roof
Total Samples Collected: 38

Values w/o 6/29/10 Outlier

Roof, Outside	USEPA (2001) (BASE) Database - 90th Percentile	90th Percentile of Indoor Air Data	Mean	St Deviation	Mean	St Deviation	Range (Minimum)	Range (Maximum)	Roof 8/21/2008	Sub-Slab Depressurization System Installed August 2008	Roof 9/3/2008	Roof 9/5/2008	Roof 9/10/2008	Roof 9/18/2008	Roof 9/25/2008	Roof 10/15/2008	Roof 11/25/2008	Roof 12/17/2008	Roof 12/23/2008	1/16/2009	Roof 4/17/2009	Roof 6/3/2009	Roof 6/24/2009	Roof 7/21/2009	Roof 8/20/2009	Roof 9/24/2009
1,1,1-Trichloroethane	20.6	0.83	0.83	0.00	0.83	0.00	0.83	0.832	0.832 U		0.832 U	0.832 U	0.832 U	0.832 U	0.832 U	0.832 U	0.832 U	0.832 U	0.832 U	0.832 U	0.832 U	0.83 U	0.83 U	0.83 U	0.83 U	0.83 U
1,2,4-Trimethylbenzene	9.5	3.79	5.39	22.45	5.51	22.75	0.55	140	1.95		1.7	2.7	3.65	0.899	2.35	1.3	4.7	3.65	4.3	2.15	0.85	1.5	1.8	1.8	2.5	2
1,3,5-Trimethylbenzene	3.7	1.90	1.34	1.93	1.21	1.76	0.55	11	0.999		0.75 U	1.6	2.35	0.75 U	0.65	0.65	0.899	1	0.849	1.15	0.6	0.75 U	0.75 U	1	0.55 U	0.7	0.75 U
Acetone	98.9	44.80	27.97	17.04	27.15	16.52	8.93	100	13		39.4	30.9	33.1	8.93	14.5	19.3	9.17	17.6	13.5	16.2	16	28	23	21	33	26
Benzene	9.4	0.94	0.62	0.25	0.62	0.25	0.32	1.4	0.812		0.877	0.714	0.357	0.487 U	0.455	0.584	0.682	1.3	1.07	1.04	0.58	0.42	0.49	0.62	0.58	0.45
Chloroethane	<1.1	0.40	0.41	0.03	0.41	0.03	0.40	0.59	0.59		0.402 U	0.402 U	0.402 U	0.402 U	0.402 U	0.402 U	0.402 U	0.402 U	0.402 U	0.402 U	0.402 U	0.4 U	0.4 U	0.4 U	0.4 U	0.4 U
Chloroform	1.1	0.74	0.76	0.20	0.73	0.06	0.55	0.94	0.744 U		0.744 U	0.744 U	0.744 U	0.744 U	0.744 U	0.744 U	0.744 U	0.744 U	0.596	0.546	0.744 U	0.74 U	0.74 U	0.74 U	0.74 U	0.74 U
Chloromethane	3.7	1.17	0.84	0.48	0.84	0.48	0.31	3.17	0.525		0.735	0.735	0.924	3.17	0.63	0.798	0.651	1.22	1.15	1.2	0.78	1.1	0.8	1.3	1.1	0.76
cis-1,2,-Dichloroethene	<1.9	0.67	0.83	1.23	0.63	0.13	0.44	1.13	0.604 U		0.604 U	0.604 U	0.766	0.604 U	1.13	0.484	0.604 U	0.604 U	0.604 U	0.604 U	0.604 U	0.6 U	1.1	0.6 U	0.6 U	0.6 U
Cyclohexane	NL	0.53	0.63	0.61	0.64	0.62	0.52	4.3	0.525 U		0.525	0.525 U	0.525 U	0.525 U	0.525 U	0.56	0.525 U	0.525 U	0.525 U	0.525 U	0.525 U	0.52 U	0.52 U	0.52 U	0.52 U	0.52 U
Ethylbenzene	5.7	0.94	0.70	0.33	0.69	0.31	0.40	1.94	0.662 U		0.662	0.574	0.485	0.662 U	0.441	0.485	1.94	1.28	0.662 U	0.53	0.662 U	0.71	0.4 U	0.66 U	0.57	0.66 U
Heptane	NL	0.98	0.89	1.14	0.87	1.15	0.50	7.6	0.625		1.08	0.625 U	0.75	0.625 U	0.625 U	0.5	0.625 U	0.916	0.583	0.666	0.625 U	0.67	0.87	1.2	0.62 U	0.62 U
Isopropyl Alcohol	NL	6.00	4.21	9.84	4.20	9.98	0.37	60	1.77		3.12	2.07	2.47	1.45	0.375 U	0.375 U	0.375 U	0.375 U	2.22	7.75	0.375 U	1.5	3.8	0.37 U	5.2	3
m&p-Xylene	22.2	3.00	1.62	1.50	1.56	1.48	0.44	7.94	0.883		1.59	1.54	2.6	0.839	0.794	1.06	7.94	4.46	1.06	1.19	0.57	1.1	1 U	1 U	2.1	0.93
Methyl Ethyl Ketone	NL	2.86	1.77	1.91	1.76	1.94	0.54	12	0.779		2.1	1.83	1.17	3.87	1.02	2.94	0.899 U	1.08	0.63	1.14	0.81	0.87	1.6	1.7	2.3	0.84
Methyl Isobutyl Ketone	NL	1.25	1.14	0.20	1.14	0.20	0.42	1.25	1.25 U		0.958	1.25 U	1.25 U	1.25 U	1.25 U	1.25 U	1.25 U	0.916	0.541	0.625	1.25 U	1.2 U	1.2 U	1.2 U	1.2 U	1.2 U
Methylene Chloride	60*	2.22	1.25	1.35	1.08	0.87	0.46	5.12	0.6		0.706	0.494	0.989	0.883	5.12	0.812	0.777	0.918	0.918	2.54	0.64	0.74	1.4	0.56	0.53 U	0.46
o-Xylene	7.9	1.47	0.88	0.85	0.84	0.83	0.44	5.34	0.485		0.75	0.662	1.37	0.662 U	0.53	0.574	5.34	1.63	0.53	0.485	0.662 U	0.66 U	0.62 U	0.49 U	0.62	0.99 U
Tetrachloroethylene	100*	1.03	2.07	5.86	2.06	5.94	0.69	37	1.03 U		1.03 U	1.03 U	1.03 U	5.03	0.965	1.03 U	1.03 U	0.689	1.03 U	1.03 U	1.03 U	1 U	0.83 U	1 U	1 U	1.03 U
Toluene	43.0	5.28	2.94	2.53	2.82	2.45	0.61	14	2.34		4.98	2.57	1.84	1.11	2.3	2.53	2.03	7.78	1.84	1.76	2.4	3.8	2.4	1.9	2.5	1.9
Trichloroethene	5*	2.74	1.85	4.62	1.11	0.93	0.22	3.93	0.601		1.15	1.04	2.08	3.6	3.93	1.09	0.655	0.71	0.382	3.11	0.44	0.66	1	0.98	0.55	0.38
Total VOCs			58.93	43.36	56.69	41.66	24.32	220.14	31.606		64.695	53.441	59.684	37.324	39.568	38.3	42.07	48.48	34.525	44.925	31.531	47.77	45.8	39.42	58.16	45.06
BTEX & Trimethylbenzenes			12.96	24.79	12.71	25.08	3.86	157.51	7.32		10.43	9.65	12.30	4.92	7.07	6.60	22.85	19.65	9.54	6.72	5.89	8.52	7.22	6.40	8.99	7.23

Roof, Outside	USEPA (2001) (BASE) Database - 90th Percentile	90th Percentile of Indoor Air Data	Roof 10/29/2009	Roof 11/18/2009	Roof 12/21/2009	Roof 3/1/2010	Roof 3/30/10	Roof 5/6/10	Roof 6/1/10	Roof 6/29/10	Roof 7/26/10	Roof 10/8/10	Roof 12/28/10	Roof 2/17/2011	Roof 6/30/2011	Roof 8/8/2011	Roof 12/28/2011	Roof 3/30/2012	Roof 6/19/2012	Roof 7/24/2012	Roof 11/12/2012	Roof 3/21/2013	Roof 6/27/2013
1,1,1-Trichloroethane	20.6	0.83	0.83 U	0.83 U	0.83 U	0.83 U	0.83 U	0.83 U	0.83 U	0.83 U	0.83 U	0.83 U	0.83 U	0.83	0.83 U	0.83 U	0.83 U	0.83 U	0.83 U	0.83 U	0.83 U	0.83 U	0.83 U
1,2,4-Trimethylbenzene	9.5	3.79	1	2.1	0.75 U	0.55	0.75 U	0.55 J	1.8	1.1 U	**140**	1.1	1.1 U	1.2	1.4	1.1 U	1.1 U	0.75 UJ	4.0	1.8	1.1 UJ	0.75 UJ	1.1 U
1,3,5-Trimethylbenzene	3.7	1.90	0.75 U	0.8	0.75 U	0.75 U	0.75 U	0.75 U	0.75 U	**6.4**	**11**	0.75 U	0.75 U	0.75	0.75 U	0.9	0.75 U	0.75 U	**3.9**	0.75	0.75 U	0.75 U	1.1
Acetone	98.9	44.80	18	24	9.9	29	32	26	40	58 U	47	33 U	19	30	26	25	22	9.2	**100**	44	46	15	47
Benzene	9.4	0.94	0.71	0.65	0.49 U	0.58	0.45 J	0.49 U	0.49 U	0.55 U	0.58	0.49	0.71	1.4	0.36 J	0.49 U	0.36	0.32 J	0.84	0.42 J	0.49	0.49	0.65
Chloroethane	<1.1	0.40	0.4 U	0.4 U	0.4 U	0.4 U	0.40 U	0.40 U	0.40 U	0.40 U	0.40 U	0.40 U	0.40 U	0.40	0.40 U	0.4 U	0.4 U	0.40 U	0.40 U	0.40 U	0.4 U	0.40 U	0.4 U
Chloroform	1.1	0.74	0.74 U	0.74 U	0.74 U	0.74 U	0.74 U	0.74 U	0.74 U	**1.9**	0.74 U	0.74 U	0.74 U	0.74	0.74 U	0.74 U	0.74 U	0.74	0.94	0.74 U	0.74 U	0.60 J	0.74 U
Chloromethane	3.7	1.17	0.65	0.69	0.57	0.82	0.73	0.71	0.97	1.0	0.97	0.78	1.0	0.31	0.31 U	0.9	0.31 U	0.78	0.31 U	0.90	0.31 U	0.31 U	1.1
cis-1,2,-Dichloroethene	<1.9	0.67	0.6 U	0.6 U	0.6 U	0.6 U	0.60	0.60 U	0.60 U	**8.2**	0.60 U	0.44	0.60 U	0.60	0.60 U	0.6 U	0.6 U	0.60 U	0.60 U	0.60 U	0.6 U	0.60 U	0.6 U
Cyclohexane	NL	0.53	0.52 U	0.52 U	0.52 U	0.52 U	0.52 U	0.52 U	0.52 U	0.52 U	0.52 U	0.52 U	0.52 U	0.52	0.91	4.3	0.52 U	0.52 U	0.52 U	0.52 U	0.52 U	0.52 U	0.52 U
Ethylbenzene	5.7	0.94	0.66 U	0.66 U	0.66 U	0.66 U	0.66 U	0.66 U	0.66 U	1.4	0.62	0.49	0.66 U	0.44 J	0.66 U	0.57 J	0.66 U	0.66 U	1.7	0.44 J	0.66 U	0.66 U	0.49
Heptane	NL	0.98	0.62 U	0.79	0.62 U	0.62 U	0.62 U	0.62 U	0.62 U	1.6	0.62 U	0.67	0.62 U	0.92	0.62 U	0.62 U	0.62 U	0.62 U	7.6	0.62 U	0.62 U	0.62 U	0.62 U
Isopropyl Alcohol	NL	6.00	2.8	9.7	0.37 U	2.3	0.37 U	1.1	7.2	4.6	3.5	2.4	0.37 U	0.37	0.37 U	3.5	1.5	1.7 J	60	2.3 J	0.37 U	1.7	17
m&p-Xylene	22.2	3.00	1.1	0.93	1.3 U	0.75	1.3 U	0.44 J	0.75 J	3.6	1.8	1.3	0.53 J	1.2 J	0.97 J	1.6	1.3 U	1.3 U	5.8	0.97 J	0.93 J	1.3 U	1.6
Methyl Ethyl Ketone	NL	2.86	0.93	0.9 U	0.54	0.9 U	0.87 J	0.90 U	1.4 U	2.1	1.4	1.0	0.90 U	0.90	1.80	1.9	0.9 U	3.6 J	12	2.8	1.3 J	0.90 U	3.6
Methyl Isobutyl Ketone	NL	1.25	1.2 U	1.2 U	1.2 U	1.2 U	1.2 U	1.2 U	1.2 U	1.2 U	1.2 U	1.2 U	1.2 U	1.2	1.2 U	1.2 U	1.2 U	1.2 UJ	1.2 U	0.42 J	1.2 UJ	1.2 UJ	1.2 UJ
Methylene Chloride	60*	2.22	0.95	0.59	0.49	1.2	0.95	0.53 U	0.78	7.5	2.0	1.2	0.53 U	0.71	2.6	0.49 J	1.6	0.46	1.1	1.8	1.4	0.74	0.74
o-Xylene	7.9	1.47	0.44	0.66 U	0.66 U	0.49	0.66 U	0.66 U	0.66 U	2.3	0.79	0.49 J	0.66 U	0.44 J	0.66 U	0.62 J	0.66 U	0.66 U	2.1	0.71	0.66 U	0.66 U	0.57 J
Tetrachloroethylene	100*	1.03	0.69	1 U	1 U	1 U	1.0 U	1.0 U	1.0 U	2.4	0.76	1.0 U	37	1.0	1.0 U	1.0 U	1.0 U	1.0 U	1.0 U	1.0 U	1 U	1.0 UJ	1 U
Toluene	43.0	5.28	3.9	2.2	0.73	2.3	1.0	0.80 U	2.1	7.5	3.3	1.9	1.2	3.3	1.6	5.0	0.69	1.1	14	5.7	1.7	0.61	5.1
Trichloroethene	5*	2.74	0.55	1.2	1.2	2.5	1.9	0.22 U	0.87	**29**	1.0	1.9	0.33	0.71	0.71 J	2.1	0.22 U	0.22 U	1.3	0.38 J	0.66 J	0.22 U	0.60 UJ
Total VOCs			38.04	51.16	24.32	48.71	48.3	39.72	64.34	142.1	219.63	52.6	69.65	47.94	44.49	53.86	37.96	27.41	220.14	68.1	62.24	29.86	86.56
BTEX & Trimethylbenzenes			7.85	7.35	4.85	5.50	5.12	3.86	6.72	22.30	157.51	6.03	4.90	7.33	6.04	9.79	5.16	5.54	32.34	10.79	6.29	5.22	10.61

Notes:
* Asterik indicates the value listed is the New York State Department of Health (NYSDOH) Air Guideline established in Table 3.1 of the NYSDOH Guidance titled "Evaluating Soil Vapor Intrusion in the State of New York", October 2006. The USEPA BASE Database (see below) was also provided for typical background for commercial buildings in order to evaluate compounds not listed in the Table 3.1 of the NYSDOH Guidance.

- USEPA Building Assessment and Survey Evaluation (BASE) Database (90th Percentile). As recommended in Section 3.2.4 of the NYSDOH Guidance (Refer to Footnote "1") this database is referenced for the indoor air sampling results. This database is also referenced to provide initial benchmarks for comparison to the air sampling data and does not represent regulatory standards or compliance values.
- **Bold** denotes value is greater than the NYSDOH Air Guideline (see above) or if there is no NYSDOH Air Guideline then the value is greater than the USEPA BASE Database 90th Percentile, see above.
- U qualifier denotes laboratory identifed as 'non-detect' at the detection limit shown.
- Compounds listed represent sub-set of complete list of VOCs tested (USEPA TO-15)
- Duplicate identifies a Duplicate Sample collected from this location
- MS/MSD identifies a Matrix Spike/Matrix Spike Duplicate Sample was collected from this location for Quality Control purposes.
- 90th Percentile of Indoor Air Data calculated based on the following Microsoft Excel formula: ROUND((90/100*number of data points+0.5),0)
- Mean, Standard Deviation, and Range are inclusive of all analytical results including "non-detect" concentrations (as qualified by "U" qualifier). Non-detect concentrations were determined by using the reported laboratory method detection limit provided by the analytical laboratory.

Table 17
Remedial Investigation Report
690 Saint Paul Street, Rochester New York

Building 14A Elevator
Sample Sets Collected: 4

Compound	USEPA (2001) (BASE) Database - 90th Percentile	90th Percentile of Indoor Air Data	Mean	St Deviation	Range (Minimum)	Range (Maximum)	Elevator Interior - July 24, 2012	1st Floor Elevator Exterior - July 24, 2012	4th Floor Elevator Exterior - July 24, 2012	Elevator Interior - Nov. 12, 2012	Elevator Interior - March 21, 2013	6/27/2013
1,1,1-Trichloroethane	20.6	0.83	0.78	0.11	0.55	0.83	0.55 J	0.83 U	0.83 U	0.83 U	0.83 U	0.83 U
1,2,4-Trimethylbenzene	9.5	4.44	4.00	4.30	0.90	12.00	5.8	1.1 UJ	2.4	0.9	1.8 J	**12**
1,3,5-Trimethylbenzene	3.7	2.02	1.69	1.27	0.75	3.90	2.5	1.3	0.95	0.75 U	0.75 U	**3.9**
Acetone	98.9	67.6	45.33	22.56	11.00	82.00	82	45	46	41	11	47
Benzene	9.4	1.72	1.30	0.49	0.52	1.80	1.6	1.8	0.88	0.52	1.5	1.50
Chloroethane	<1.1	0.4	0.40	0.00	0.40	0.40	0.40 U	0.40 U	0.40 U	0.40 U	0.40 U	0.40 U
Chloroform	1.1	6.296	2.28	3.78	0.74	10.00	0.74 U	0.74 U	0.74 U	0.74 U	**10**	0.74 U
Chloromethane	3.7	0.96	0.79	0.40	0.31	1.30	1.0	0.90	0.90	0.31 U	0.31 U	1.30
cis-1,2,-Dichloroethene	<1.9	0.702	0.98	0.85	0.60	2.70	0.60 U	0.60 U	0.60 U	0.60 U	0.77	**2.70**
Cyclohexane	NL	2.82	1.47	1.27	0.52	3.90	3.9	1.2	1.0	0.52 U	0.52 U	1.7
Ethylbenzene	5.7	1.36	1.48	1.33	0.66	4.10	1.3	1.4	0.66	0.66 UJ	0.75	4.1
Heptane	NL	2.64	1.69	1.14	0.62	3.40	3.4	1.5	1.0	0.62 U	0.83	2.8
Isopropyl Alcohol	NL	14	9.05	5.57	0.37	14.00	12 J	14 J	4.4 J	14	0.37 U	9.5
m&p-Xylene	22.2	4.8	5.56	6.28	0.93	18.00	5.0	4.5	2.3	0.93 J	2.6	18
Methyl Ethyl Ketone	NL	5.16	3.10	1.78	0.90	5.40	4.8	5.4	3.0	1.4 J	0.90 U	3.1
Methyl Isobutyl Ketone	NL	1.2	0.98	0.34	0.50	1.20	0.50 J	0.58 J	1.2 UJ	1.20 UJ	1.2 UJ	1.2 U
Methylene Chloride	60*	6.44	4.78	2.45	0.95	7.00	5.4	7.0	2.7	0.95	5.6	7.0
o-Xylene	7.9	2.12	2.03	1.71	0.66	5.30	2.2	2.0	1.1	0.66 U	0.93	5.3
Tetrachloroethylene	100*	1	2.83	4.49	1.00	12.00	1.0 U	1.0 U	1.0 U	1.0 U	1.0 UJ	12.0 J
Toluene	43.0	11.64	7.52	4.66	1.60	13.00	9.6	13	4.9	1.6	4.0	12
Trichloroethene	5*	0.916	0.78	0.29	0.38	1.20	0.66 J	0.38 J	0.82 UJ	0.98	0.66	1.2 J
Total VOCs			98.82	41.38	46.72	148.27	144.95	104.63	77.78	70.57	46.72	148.27
BTEX & Trimethylbenzenes			21.27	19.84	0.00	55.30	28	25.1	13.19	6.02	0	55.3

Notes:

* Asterik indicates the value listed is the New York State Department of Health (NYSDOH) Air Guideline established in Table 3.1 of the NYSDOH Guidance titled "Evaluating Soil Vapor Intrusion in the State of New York", October 2006. The USEPA BASE Database (see below) was also provided for typical background for commercial buildings in order to evaluate compounds not listed in the Table 3.1 of the NYSDOH Guidance.

- USEPA Building Assessment and Survey Evaluation (BASE) Database (90th Percentile). As recommended in Section 3.2.4 of the NYSDOH Guidance (Refer to Footnote "1") this database is referenced for the indoor air sampling results. This database is also referenced to provide initial benchmarks for comparison to the air sampling data and does not represent regulatory standards or compliance values.
- **Bold** denotes value is greater than the NYSDOH Air Guideline (see above) or if there is no NYSDOH Air Guideline then the value is greater than the USEPA BASE Database 90th Percentile, see above.
- U qualifier denotes laboratory identifed as 'non-detect' at the detection limit shown.
- Compounds listed represent sub-set of complete list of VOCs tested (USEPA TO-15)
- 90th Percentile of Indoor Air Data calculated based on the following Microsoft Excel formula: ROUND((90/100*number of data points+0.5),0)
- Mean, Standard Deviation, and Range are inclusive of all analytical results including "non-detect" concentrations (as qualified by "U" qualifier). Non-detect concentrations were determined by using the reported laboratory method detection limit provided by the analytical laboratory.

690 Saint Paul Street
NYSDEC Brownfield Cleanup Program Remedial Investigation
NYSDEC BCP ID No. C828159

Table 18 – Static Water Level Data

Table 18A
690 Saint Paul Street

NYSDEC Brownfield Cleanup Program Remedial Investigation Report

NYSDEC BCP ID No. C828159

Static Water Levels - March 13, 2012

Well	Well Type	Static Water Level (feet from top of casing)	Top of Casing Elevation (NAVD88)	Water Surface Elev. (ft)
MW-6	Overburden	6.24	491.63	485.39
MW-7	Overburden	8.35	491.98	483.63
MW-8	Overburden	7.56	491.79	484.23
MW-9	Overburden	NA	491.6	NA
MW-10	Overburden	NA	491.86	NA
MW-11	Overburden	NA	493.14	NA
REC-B-East	Overburden	4.65	491.1	486.45
REC-B-West	Overburden	5.22	491.37	486.15
BW-9	Bedrock Interface	6.34	491.57	485.23
BW-10	Bedrock Interface	5.80	491.38	485.58
BW-11	Bedrock Interface	3.15	488.14	484.99
BW-12	Bedrock Interface	3.69	488.94	485.25
BW-1	Bedrock	NA	491.29	NA
BW-2	Bedrock	NA	491.7	NA
BW-3	Bedrock	7.43	492.16	484.73
BW-4	Bedrock	2.99	487.91	484.92
BW-5	Bedrock	3.42	487.89	484.47
BW-6	Bedrock	6.24	488.16	481.92
BW-7	Bedrock	8.46	491.81	483.35
BW-8	Bedrock	18.61	491.61	473.00
BW-13	Deep Bedrock	NA	487.96	NA

Notes:
Water levels measured on March 13, 2012

Table 18b
690 Saint Paul Street
NYSDEC Brownfield Cleanup Program Remedial Investigation Report
NYSDEC BCP ID No. C828159

Static Water Levels - April 4, 2013

Well ID	Well Type	Static Water Level (feet from top of casing)	Top of Casing Elevation (NAVD88)	Water Surface Elev. (ft)
MW-4	Overburden	6.05	491.49	485.44
MW-5	Overburden	6.49	491.74	485.25
MW-6	Overburden	6.68	491.63	484.95
MW-7	Overburden	8.44	491.98	483.54
MW-8	Overburden	7.91	491.79	483.88
MW-9	Overburden	5.45	491.6	486.15
MW-10	Overburden	5.73	491.86	486.13
MW-11	Overburden	7.16	493.14	485.98
REC-B-East	Overburden	4.82	491.1	486.28
REC-B-West	Overburden	5.37	491.37	486.00
BW-9	Bedrock Interface	6.38	491.57	485.19
BW-10	Bedrock Interface	5.76	491.38	485.62
BW-11	Bedrock Interface	3.29	488.14	484.85
BW-12	Bedrock Interface	3.74	488.94	485.20
BW-1	Bedrock	5.92	491.29	485.37
BW-2	Bedrock	6.07	491.7	485.63
BW-3	Bedrock	7.93	492.16	484.23
BW-4	Bedrock	3.01	487.91	484.90
BW-5	Bedrock	3.81	487.89	484.08
BW-6	Bedrock	4.19	488.16	483.97
BW-7	Bedrock	8.56	491.81	483.25
BW-8	Bedrock	11.3	491.61	480.31
BW-13	Deep Bedrock	23.48	487.96	464.48

Notes:
Water levels measured on April 4, 2013

Table 18c
690 Saint Paul Street
NYSDEC Brownfield Cleanup Program Remedial Investigation Report
NYSDEC BCP ID No. C828159

Static Water Levels - January 16, 2012

Well ID	Well Type	Static Water Level (feet from top of casing)	Top of Casing Elevation (NAVD88)	Water Surface Elev. (ft)
BW-1	Bedrock	5.50	491.29	485.79
BW-2	Bedrock	5.75	491.7	485.95
BW-3	Bedrock	7.24	492.16	484.92
BW-4	Bedrock	2.77	487.91	485.14
BW-5	Bedrock	3.12	487.89	484.77
BW-6	Bedrock	3.81	488.16	484.35
BW-7	Bedrock	8.45	491.81	483.36
BW-8	Bedrock	18.65	491.61	472.96

Notes:
Water levels measured on January 16, 2013

Table 18d
690 Saint Paul Street
NYSDEC Brownfield Cleanup Program Remedial Investigation Report
NYSDEC BCP ID No. C828159

Static Water Levels - October 29, 2012 to November 6, 2012

Well ID	Well Type	Static Water Level (feet from top of casing)	Top of Casing Elevation (NAVD88)	Water Surface Elev. (ft)
BW-1	Bedrock	5.93	491.29	485.36
BW-3	Bedrock	8.04	492.16	484.12
BW-4	Bedrock	2.68	487.91	485.23
BW-5	Bedrock	3.23	487.89	484.66
BW-6	Bedrock	3.76	488.16	484.40
BW-7	Bedrock	8.2	491.81	483.61
BW-8	Bedrock	13.91	491.61	477.70

Notes:
Water levels measured between October 29, 2012 and November 6, 2012.

690 Saint Paul Street
NYSDEC Brownfield Cleanup Program Remedial Investigation
NYSDEC BCP ID No. C828159

Table 19 – Pre-BCP Phase II ESA Data

TABLE 19A

690 Saint Paul Street
NYSDEC Brownfield Cleanup Program Remedial Investigation
NYSDEC BCP ID No. C828159

Detected Volatile Organic Compounds in Soil - LaBella Phase II ESA
Results in Milligrams per Kilogram (mg/Kg) or Parts per Million (ppm)

Sample ID (Depth)	**TP-1 / S-20 (6' - 8')**	**SB - 4 (4' - 6')**	**SB - 13 (4' - 6')**	**NYCRR Part 375-6 Recommended Soil Cleanup Objectives for the Protection of Public Health - Residential Use**	**NYCRR Part 375-6 Recommended Soil Cleanup Objectives for the Protection of Public Health - Restricted Residential Use**	**NYCRR Part 375-6 Recommended Soil Cleanup Objectives for the Protection of Groundwater**
Area of Concern	**AOC #6**	**AOC #6**	**AOC #6**			
sec-Butylbenzene	ND < 0.130	0.0125	ND < 0.00873	100	100	100
p-Isopropyltoluene	ND < 0.648	0.0511	ND < 0.0436	100	100	100
1,2,4-Trimethylbenzene	0.489	0.0274	ND < 0.00873	47	52	3.6
1,3,5-Trimethylbenzene	0.325	ND <0.00906	ND < 0.00873	47	52	8.4
m,p-Xylene	**5.630**	ND < 0.00906	0.0113	100	100	1.6
Total VOCs	6.444	0.0910	0.0113	Not Applicable	Not Applicable	Not Applicable

Notes:

Bold Type denotes that the detected value exceeds its associated NYCRR Part 375-6 Recommended SCO for Protection of Groundwater.

"ND<" denotes compound not detected above the method detection limit shown.

TABLE 19B

690 Saint Paul Street
NYSDEC Brownfield Cleanup Program Remedial Investigation
NYSDEC BCP ID No. C828159

Detected Metals in Soil - LaBella Phase II ESA
Results in Milligrams per Kilogram (mg/Kg) or Parts per Million (ppm)

USEPA RCRA Metal	Soil Sample ID (Depth)		NYCRR Part 375-6 Recommended Soil Cleanup Objectives for the Protection of Public Health - Residential Use	NYCRR Part 375-6 Recommended Soil Cleanup Objectives for the Protection of Public Health - Restricted Residential Use	NYCRR Part 375-6 Recommended Soil Cleanup Objectives for the Protection of Groundwater	Eastern USA Background Levels
	TP-1/S-8 (4' - 6')	SB-7 (6' - 8')				
Area of Concern	AOC #6	AOC #6				
Arsenic	5.72	NA	16	16	16	3.0-12
Barium	30.3	NA	350	400	820	15-600
Cadmium	ND<0.298	NA	2.5	4.3	7.5	0.1-1
Chromium	10.0	NA	36	180	NS	1.5-40
Lead	17.7	7.69 M	400	400	450	200-500
Mercury	0.0479 D	NA	0.81	0.81	0.73	0.001-0.2
Selenium	ND<0.298	NA	36	180	4	0.1-3.9
Silver	ND<0.597	NA	36	180	8.3	NA

Notes:
ND denotes compound not detected above the laboratory method detection limit shown.
NA denotes the sample was "Not Analyzed" for this metal.
NS denotes there is not Protection of Groundwater SCO for this compound.
D = Duplicate results outside laboratory Quality Control (QC) limits. May indicate a non-homogenous matrix.
M = Matrix spike recoveries outside laboratory QC limits. Matrix bias indicated.

TABLE 19C

690 Saint Paul Street
NYSDEC Brownfield Cleanup Program Remedial Investigation
NYSDEC BCP ID No. C828159

PHC Analysis: NYSDOH Method 310.13 - LaBella Phase II ESA
Results in Milligrams per Kilogram (mg/Kg) or Parts per Million (ppm)

Parameter/ Sample ID #	TP-1/S-20 (6' to 8')	TP-6/S-25 (6' to 8')	SB-4 (4' to 6')
Area of Concern	**AOC #6**	**AOC #6**	**AOC #6**
Light Weight PHC as: Mineral Spirits	NA	NA	55.2
Medium Weight PHC as: Diesel Fuel	52.6	9.33	NA
Heavy Weight PHC as: Lube Oil	1,400	521	188

Notes:
PHC = Petroleum Hydrocarbon
NA = Not Applicable

TABLE 19D

690 Saint Paul Street
NYSDEC Brownfield Cleanup Program Remedial Investigation
NYSDEC BCP ID No. C828159

Volatile Organic Compounds in Groundwater

Results in Micrograms per Liter (µg/L) or Parts per Billion (ppb)

(USEPA Method 8260B NYSDEC TCL + STARS List Compounds)

Sample ID	MW-2	MW-3	MW -4	New York State Part 703 Groundwater Standard
Area of Concern	AOC #6	AOC #1	AOC #6	
Aromatics				
1,2,4 Trimethylbenzene	ND	**495**	ND	5
1,3,5 Trimethylbenzene	ND	**121.0**	ND	5.0
Benzene	ND < 0.700	ND < 3.50	ND < .700	1.0
n-Butylbenzene	ND < 5.00	**211.0**	ND < 5.00	5.0
sec-Butylbenzene	ND < 5.00	**95.9**	ND < 5.00	5.0
tert-Butylbenzene	ND < 5.00	ND < 25.0	ND < 5.00	5.0
Ethylbenzene	ND < 2.00	**53.2**	ND < 2.00	5.0
n-Propylbenzene	ND < 2.00	**65.2**	ND < 2.00	5.0
Isopropylbenzene	ND < 5.00	**38.6**	ND < 5.00	5.0
p-Isopropyltoluene	ND < 5.00	**91.8**	ND < 5.00	5.0
Naphthalene	ND < 5.00	**310.0**	ND < 5.00	10.0
Styrene	ND < 5.00	ND < 25.0	ND < 5.00	5.0
Toluene	ND < 2.00	ND > 10.0	ND < 2.00	5.0
m,p-Xylene	ND < 2.00	**67.1**	ND < 2.00	5.0
o-Xylene	ND < 2.00	ND < 10.0	ND < 2.00	5.0
Methyl tert-butyl Ether	ND < 2.00	ND < 10.0	ND < 2.00	10.0
Halocarbons				
Bromodichloromethane	ND < 2.00	ND < 10.0	ND < 2.00	5.0
Bromomethane	ND < 2.00	ND < 10.0	ND < 2.00	5.0
Bromoform	ND < 5.00	ND < 25.0	ND < 5.00	NS
Carbon Tetrachloride	ND < 2.00	ND < 10.0	ND < 2.00	5.0
Chloroethane	ND < 2.00	ND < 10.0	ND < 2.00	5.0
Chloromethane	ND < 2.00	ND < 10.0	ND < 2.00	NS
2-Chloroethyl vinyl Ether	ND < 10.00	ND < 50.0	ND < 10.0	NS
Chloroform	ND < 2.00	ND < 10.0	ND < 2.00	7.0
Dibromochloromethane	ND < 2.00	ND < 10.0	ND < 2.00	50.0
1,1-Dichloroethane	ND < 2.00	ND < 10.0	ND < 2.00	1.0
1,2-Dichloroethane	ND < 2.00	ND < 10.0	ND < 2.00	0.6
1,1-Dichloroethane	ND < 2.00	ND < 10.0	ND < 2.00	5.0
cis-1,2-Dichloroethane	ND < 2.00	ND < 10.0	ND < 2.00	5.0
trans-1,2-Dichloroethane	ND < 2.00	ND < 10.0	ND < 2.00	5.0
1,2-Dicholorpropane	ND < 2.00	ND < 10.0	ND < 2.00	1.0
cis-1,3-Dicholoropropane	ND < 2.00	ND < 10.0	ND < 2.00	0.4
trans-1,3-Dicholoropropane	ND < 2.00	ND < 10.0	ND < 2.00	0.4
Methylene chloride	ND < 5.00	ND < 25.0	ND < 5.00	5.0
1,1,2,2-Tetachloroethane	ND < 2.00	ND < 10.0	ND < 2.00	1.0
Tetrachloroethane	ND < 2.00	ND < 10.0	ND < 2.00	5.0
1,1,1-Trichloroethane	ND < 2.00	ND < 10.0	ND < 2.00	5.0
1,1,2-Trichloroethane	ND < 2.00	ND < 10.0	ND < 2.00	1.0
Trichloroethane	**7.65**	**35.1**	ND < 2.00	5.0
Trichlorofluoromethane	ND < 2.00	ND < 10.0	ND < 2.00	5.0
Vinyl chloride	ND < 2.00	ND < 10.0	ND < 2.00	2.0
Ketones				
Acetone	ND < 10.00	ND < 50.0	ND < 10.0	50
2-Butanone	ND < 10.00	ND < 50.0	ND < 10.0	50
2-Hexanone	ND < 5.00	ND < 25.0	ND < 5.00	50
4-Methyl-2-pentanone	ND < 5.00	ND < 25.0	ND < 5.00	50
Miscellaneous				
Carbon disulfide	ND < 5.00	ND < 25.0	ND < 5.00	10
Vinyl acetate	ND < 5.00	ND < 25.0	ND < 5.00	NS
Total VOCs	8	968	0	Not Applicable

Bold and Shaded Type denotes that the detected value exceeds its associated NYS Part 703 Groundwater Standard.
NS indicates there is No Standard provided by NYS Part 703 Groundwater Standard.
ND<11.0 denotes compound not detected above the method detection limits shown.
E denotes an estimated value.

TABLE 19E

690 Saint Paul Street
NYSDEC Brownfield Cleanup Program Remedial Investigation
NYSDEC BCP ID No. C828159
Semi-Volatile Organic Compounds in Groundwater

Results in Micrograms per Liter (µg/L) or Parts per Billion (ppb)
(USEPA Method 8270C NYSDEC TCL + STARS List Compounds)

Parameter/ Sample ID #	MW-2 (AOC #6)	New York State Part 703 Groundwater Standard
Petroleum-Related Semi-Volatile Organic Compounds (SVOCs)		
Acenaphthene	ND < 10.0	20
Anthracene	ND < 10.0	50
Benzo(a)anthracene	ND < 10.0	0.002
Benzo(a)pyrene	ND < 10.0	0.002
Benzo(b)fluoranthene	ND < 10.0	0.002
Benzo(g,h,i)perylene	ND < 10.0	5
Chrysene	ND < 10.0	0.002
Dibenzo(a,h)anthracene	ND < 10.0	50
Fluoranthene	ND < 10.0	50
Fluorene	ND < 10.0	50
Indeno(1,2,3-cd)pyrene	ND < 10.0	0.002
Naphthalene	ND < 10.0	10
Phenanthrene	ND < 10.0	50
Pyrene	ND < 10.0	50
TOTAL SVOCs	ND	

Bold and Shaded Type denotes that the detected value exceeds its associated NYSDEC Part 703 **Groundwater Standards/ Criteria.**

"ND<" denotes compound not detected above the method detection limits shown.

E denotes an estimated value.

690 Saint Paul Street
NYSDEC Brownfield Cleanup Program Remedial Investigation
NYSDEC BCP ID No. C828159

Table 20 – 2008 IRM Excavation Confirmatory Sample Data

LABELLA

TABLE 20A
Confirmatory Soil Sample Analytical Results Summary
IRM – 2008 Remedial Excavation
Detected Volatile Organic Compounds Only
690 St. Paul Street, Rochester, New York
Analysis for VOCs by USEPA Method 8260B TCL + NYSDEC STARS List Compounds
Results Shown in Milligrams per Kilogram (mg/Kg) or about Parts Per Million (ppm)

Parameter / Sample ID	Sample ID No.															NYCRR Part 375-6 Recommended Soil Cleanup Objectives for the Protection of Public Health - Residential Use	NYCRR Part 375-6 Recommended Soil Cleanup Objectives for the Protection of Public Health - Restricted Residential Use	NYCRR Part 375-6 Recommended Soil Cleanup Objectives for the Protection of Groundwater
	Southern Remedial Excavation																	
	CS-1	CS-2	CS-3	CS-4	CS-5†	CS-5-R2	CS-6	CS-7	CS-8	CS-9	CS-10	CS-11	CS-12†	CS-12-R	CS-13	CS-Elect		
	7.0'–7.5'	6.5'–7.0'	6.5'–7.0'	6.5'–7.0'	6.5'–7.0'	6.5'–7.0'	6.5'–7.0'	6.5'–7.0'	6.5'–7.0'	6.5'–7.0'	6.5'–7.0'	6.5'–7.0'	6.5'–7.0'	6.0'–6.5'	6.5'–7.0'	6.5'–7.0'		
Detected Volatile Organic Compounds																		
n-Butylbenzene	ND <0.0433	ND <0.0535	ND <0.0608	ND <0.0480	~~0.300~~	ND <0.743	ND <0.0420	ND <0.0578	ND <0.0551	ND <0.0492	ND <0.0329	ND <0.0412	~~ND <0.214~~	ND <0.0479	ND <0.0401	0.320	100	100	100
sec-Butylbenzene	ND <0.00866	ND <0.0107	0.0204	ND <0.00960	~~0.121~~	ND <0.149	ND <0.0084	ND <0.0116	ND <0.0110	ND <0.00983	ND <0.00658	ND <0.00824	~~0.109~~	0.0147	ND <0.00803	0.158	100	100	11
Ethylbenzene	ND <0.00866	ND <0.0107	0.0809	ND <0.00960	**~~2.320~~**	0.202	ND <0.0084	ND <0.0116	0.0169	ND <0.00983	ND <0.00658	ND <0.00824	~~1.360~~	ND <0.00958	ND <0.00803	**4.21**	30	41	1
n-Propylbenzene	ND <0.00866	ND <0.0107	0.0315	ND <0.00960	~~0.635~~	0.844	ND <0.0084	ND <0.0116	ND <0.0110	0.0204	ND <0.00658	0.0294	~~1.090~~	ND <0.00958	ND <0.00803	0.869	100	100	3.9
Isopropylbenzene	ND <0.0433	ND <0.0535	0.0615	ND <0.0480	~~0.633~~	0.937	ND <0.0420	ND <0.0578	ND <0.0551	ND <0.0492	ND <0.0329	ND <0.0412	~~1.280~~	ND <0.0479	ND <0.0401	1.030	100	100	100
p-Isopropyltoluene	ND <0.0433	ND <0.0535	0.525	ND <0.0480	~~0.166~~	ND <0.743	ND <0.0420	ND <0.0578	ND <0.0551	ND <0.0492	ND <0.0329	ND <0.0412	~~ND <0.214~~	ND <0.0479	ND <0.0401	ND <0.262	100	100	100
Naphthalene	ND <0.0217	ND <0.0267	0.133	ND <0.0240	~~0.745~~	0.881	ND <0.0210	ND <0.0289	ND <0.0276	ND <0.0246	ND <0.0165	ND <0.0206	~~0.666~~	ND <0.0239	ND <0.0201	1.040	100	100	12
Toluene	ND <0.00866	ND <0.0107	ND <0.0122	0.0116	~~ND <0.0303~~	ND <0.149	ND <0.0084	ND <0.0116	0.0252	ND <0.00983	ND <0.00658	ND <0.00824	~~ND <0.0427~~	ND <0.00958	ND <0.00803	**0.745**	100	100	0.7
1,2,4-Trimethylbenzene	ND <0.00866	ND <0.0107	0.601	ND <0.00960	~~1.510~~	2.48	0.00905	ND <0.0116	0.0168	0.0107	ND <0.00658	0.084	~~2.040~~	ND <0.00958	ND <0.00803	2.330	47	52	3.6
1,3,5-Trimethylbenzene	ND <0.00866	ND <0.0107	0.341	ND <0.00960	~~0.821~~	0.794	ND <0.0084	ND <0.0116	ND <0.0110	ND <0.00983	ND <0.00658	ND <0.00824	~~1.120~~	0.0969	ND <0.00803	1.160	47	52	8.4
m+p-Xylene ‡	0.0127	ND <0.0107	1.44	ND <0.00960	**~~15.8 E~~**	**11.8**	0.0628	ND <0.0116	0.116	0.0286	0.01	0.0709	**~~18.1 E~~**	ND <0.00958	0.0142	**26.0 E**	100	100	1.6
o-Xylene ‡	ND <0.00866	ND <0.0107	ND <0.0122	ND <0.00960	**~~2.57~~**	ND <0.149	ND <0.0084	ND <0.0116	0.0366	ND <0.00983	ND <0.00658	ND <0.00824	~~ND <0.0427~~	ND <0.00958	ND <0.00803	**6.930**	100	100	1.6
1,1-Dichloroethane	ND <0.00866	ND <0.0107	ND <0.0122	ND <0.00960	~~ND <0.0303~~	ND <0.149	ND <0.0084	ND <0.0116	0.0117	ND <0.00983	ND <0.00658	ND <0.00824	~~ND <0.0427~~	ND <0.00958	ND <0.00803	0.147	19	26	0.27
1,2-Dichlorobenzene	ND <0.0217	ND <0.0267	ND <0.0304	ND <0.0240	~~0.0825~~	ND <0.371	ND <0.0210	ND <0.0289	ND <0.0276	ND <0.0246	ND <0.0165	ND <0.0206	~~0.148~~	0.0446	ND <0.0201	ND <0.131	100	100	1.1
1,1,1-Trichloroethane	ND <0.00866	ND <0.0107	ND <0.0122	ND <0.00960	~~ND <0.0303~~	ND <0.149	ND <0.0084	ND <0.0116	ND <0.0110	ND <0.00983	ND <0.00658	ND <0.00824	~~ND <0.0427~~	ND <0.00958	ND <0.00803	0.0835	100	100	0.68
Acetone	**0.0576**	ND <0.0535	ND <0.0608	ND <0.0480	~~ND <0.151~~	ND <0.743	ND <0.0420	ND <0.0578	ND <0.0551	ND <0.0492	ND 0.0329	ND <0.0412	~~ND <0.214~~	**0.0535**	ND <0.0401	ND <0.262	100	100	0.05
cis-1,2-Dichloroethene	0.0199	ND <0.0107	ND <0.0122	ND <0.00960	~~ND <0.0303~~	ND <0.149	ND <0.0084	ND <0.0116	ND <0.0110	ND <0.00983	ND <0.00658	ND <0.00824	~~ND <0.0427~~	ND <0.00958	ND <0.00803	ND <0.0523	59	100	0.25
Trichloroethene	0.0299	0.0327	ND <0.0122	ND <0.00960	~~ND <0.0303~~	ND <0.149	ND <0.0084	ND <0.0116	ND <0.0110	ND <0.00983	0.046	ND <0.00824	~~ND <0.0427~~	ND <0.00958	ND <0.00803	ND <0.0523	10	21	0.47
Total VOCs	0.1201	0.0327	3.234	0.0116	~~25.704~~	17.938	0.072	None Detected	0.2232	0.0597	0.05462	0.1843	~~25.913~~	0.2097	0.0142	45.023	*<100* [(2)]	*<100* [(2)]	*Not Available*

NOTES:
(1) RSCOs Referenced in NYCRR Part 375-6 Table 375-6.8.
(2) As per Part 375-6 Table 375-6.8, individual and the sum of total VOCs, including tentatively identified compounds are not to exceed 100,000-µg/kg.
Bold Type denotes that the detected value exceeds its associated NYCRR Part 375-6 Recommended Soil Cleanup Objective for the Protection of Groundwater.
‡ denotes that the RSCO and Soil Cleanup Objective to Protect Groundwater Quality is for total xylenes (i.e. m+p-xylene plus o-xylene)
† denotes that the excavation sidewalls in the vicinity of CS-5 and CS-12 were excavated further back and resampled.
ND denotes compound not detected above the method detection limit shown.
NYSDEC STARS List VOC analysis by USEPA Method 8260B.
MDL denotes the reported laboratory Method Detection Limit.

TABLE 20A (Continued)
Confirmatory Soil Sample Analytical Results Summary
IRM – 2008 Remedial Excavation
Detected Volatile Organic Compounds Only
690 St. Paul Street, Rochester, New York
Analysis for VOCs by USEPA Method 8260B TCL + NYSDEC STARS List Compounds
Results Shown in Milligrams per Kilogram (mg/Kg) or about Parts Per Million (ppm)

Parameter / Sample ID	Sample ID No.									NYCRR Part 375-6 Recommended Soil Cleanup Objectives for the Protection of Public Health - Residential Use	NYCRR Part 375-6 Recommended Soil Cleanup Objectives for the Protection of Public Health - Restricted Residential Use	NYCRR Part 375-6 Recommended Soil Cleanup Objectives for the Protection of Groundwater
	Central Remedial Excavation					Northern Remedial Excavation						
	CS-C-N	CS-C-E	CS-C-S	CS-C-W	CS-C-UST	CS-N-N	CS-N-E	CS-N-S	CS-N-W			
	6.5' to 7.0'	6.5' to 7.0'	6.5' to 7.0'	6.5' to 7.0'	6.5' to 7.0'	6.5' to 7.0'	6.5' to 7.0'	6.5' to 7.0'	6.5' to 7.0'			
Detected Volatile Organic Compounds												
sec-Butylbenzene	ND <0.00659	ND <0.0103	ND <0.326	ND <0.00818	ND <0.00775	ND <0.00889	0.0198	ND <0.00902	ND <0.00755	100	100	11
n-Propylbenzene	ND <0.00659	ND <0.0103	ND <0.326	ND <0.00818	ND <0.00775	ND <0.00889	0.0237	ND <0.00902	ND <0.00755	100	100	3.9
1,2,4-Trimethylbenzene	ND <0.00659	ND <0.0103	ND <0.326	ND <0.00818	ND <0.00775	ND <0.00889	0.111	ND <0.00902	ND <0.00755	47	52	3.6
m+p-Xylene ‡	ND <0.00659	ND <0.0103	ND <0.326	ND <0.00818	ND <0.00775	ND <0.00889	0.0168	ND <0.00902	ND <0.00755	100	100	1.6
Acetone	ND <0.0330	ND <0.0513	ND <0.326	ND <0.0409	ND <0.0387	**0.0752**	**0.134**	**0.0822**	**0.0873**	100	100	0.05
Total VOCs	*None Detected*	*None Detected*	*None Detected*	*None Detected*	*None Detected*	*0.0752*	*0.3053*	*0.0822*	*0.0873*	*<100 (2)*	*<100 (2)*	*Not Available*

NOTES:
(1) RSCOs Referenced in NYCRR Part 375-6 Table 375-6.8.
(2) As per Part 375-6 Table 375-6.8, individual and the sum of total VOCs, including tentatively identified compounds are not to exceed 100,000-µg/kg.
Bold Type denotes that the detected value exceeds its associated NYCRR Part 375-6 Recommended Soil Cleanup Objective for the Protection of Groundwater.
‡ denotes that the RSCO and Soil Cleanup Objective to Protect Groundwater Quality is for total xylenes (i.e. m+p-xylene plus o-xylene)
† denotes that the excavation sidewalls in the vicinity of CS-5 and CS-12 were excavated further back and resampled.
ND denotes compound not detected above the method detection limit shown.
NYSDEC STARS List VOC analysis by USEPA Method 8260B.
MDL denotes the reported laboratory Method Detection Limit.

TABLE 20B
Confirmatory Soil Sample Analytical Results Summary
IRM – 2008 Remedial Excavation
Detected Volatile Organic Compounds Only
690 St. Paul Street, Rochester, New York
Analysis for SVOCs by USEPA Method 8270C NYSDEC STARS List Compounds Only
Results Shown in Milligrams per Kilogram (mg/Kg) or about Parts Per Million (ppm)

Parameter	Sample ID No.																NYCRR Part 375-6 Recommended Soil Cleanup Objectives for the Protection of Public Health - Residential Use	NYCRR Part 375-6 Recommended Soil Cleanup Objectives for the Protection of Public Health - Restricted Residential Use	NYCRR Part 375-6 Recommended Soil Cleanup Objectives for the Protection of Groundwater
	Southern Remedial Excavation																		
	CS-1	CS-2	CS-3	CS-4	CS-5	CS-5-R2	CS-6	CS-7	CS-8	CS-9	CS-10	CS-11	CS-12	CS-12-R	CS-13	CS-Elect			
	7.0' to 7.5'	6.5' to 7.0'	6.5' to 7.0'	6.5' to 7.0'	6.5' to 7.0'	6.5' to 7.0'	6.5' to 7.0'	6.5' to 7.0'	6.5' to 7.0'	6.5' to 7.0'	6.5' to 7.0'	6.5' to 7.0'	6.5' to 7.0'	6.0' to 6.5'	6.5' to 7.0'	6.5' to 7.0'			
Petroleum-Related Semi-Volatile Organic Compounds																			
Benzo(a)anthracene	ND <0.311	ND <3.27	ND <0.328	ND <0.327	~~0.701~~	ND <1.61	ND <0.326	ND <0.360	ND <0.343	ND <0.310	ND <0.329	ND <0.337	~~1.63~~	ND <1.52	ND <0.326	0.788	1	1	1
Chrysene	ND <0.311	ND <3.27	ND <0.328	ND <0.327	~~0.814~~	ND <1.61	ND <0.326	ND <0.360	ND <0.343	ND <0.310	ND <0.329	ND <0.337	~~1.76~~	ND <1.52	ND <0.326	ND <0.309	1	3.9	1
Fluoranthene	0.501	ND <3.27	ND <0.328	ND <0.327	~~ND <0.340~~	ND <1.61	0.404	ND <0.360	ND <0.343	ND <0.310	ND <0.329	ND <0.337	~~ND <1.6~~	ND <1.52	ND <0.326	ND <0.309	100	100	1,000
Naphthalene	ND <0.311	ND <3.27	ND <0.328	ND <0.327	~~0.742~~	ND <1.61	ND <0.326	ND <0.360	ND <0.343	ND <0.310	ND <0.329	ND <0.337	~~ND <1.6~~	ND <1.52	ND <0.326	1.30	100	100	12
Phenanthrene	ND <0.311	ND <3.27	ND <0.328	ND <0.327	~~1.2~~	ND <1.61	ND <0.326	ND <0.360	ND <0.343	ND <0.310	ND <0.329	ND <0.337	~~3.75~~	1.78	ND <0.326	2.28	100	100	1,000
Pyrene	0.460	ND <3.27	ND <0.328	ND <0.327	~~ND <340~~	ND <1.61	ND <0.326	ND <0.360	ND <0.343	ND <0.310	ND <0.329	ND <0.337	~~ND <1.6~~	ND <1.52	ND <0.326	ND <0.309	100	100	1,000
Total SVOCs	0.961	None Detected	None Detected	None Detected	~~3.457~~	None Detected	0.~~404~~	None Detected	None Detected	None Detected	None Detected	None Detected	~~7.14~~	1.78	None Detected	4.368	*<100 (2)*	*<100 (2)*	*Not Available*

NOTES:
(1) RSCOs Referenced in NYCRR Part 375-6 Table 375-6.8.
(2) As per Part 375-6 Table 375-6.8, individual and the sum of total VOCs, including tentatively identified compounds are not to exceed 100,000-µg/kg.
Bold Type denotes that the detected value exceeds its associated NYCRR Part 375-6 Recommended Soil Cleanup Objective for the Protection of Groundwater.
Bold & Highlighted type denotes that the detected value exceeds its associated NYCRR Part 375-6 Recommended Soil Cleanup Objective for the Protection of Public Health - Residential Use.
Bold, Highlighted, & Italicized type denotes that the detected value exceeds its associated NYCRR Part 375-6 Recommended Soil Cleanup Objective for the Protection of Public Health - Restricted Residential Use.
‡ denotes that the RSCO and Soil Cleanup Objective to Protect Groundwater Quality is for total xylenes (i.e. m+p-xylene plus o-xylene)
† denotes that the excavation sidewalls in the vicinity of CS-5 and CS-12 were excavated further back and resampled.
ND denotes compound not detected above the method detection limit shown.
NYSDEC STARS List VOC analysis by USEPA Method 8260B.
MDL denotes the reported laboratory Method Detection Limit.

TABLE 20B (Continued)
Confirmatory Soil Sample Analytical Results Summary
IRM – 2008 Remedial Excavation
Detected Volatile Organic Compounds Only
690 St. Paul Street, Rochester, New York
Analysis for SVOCs by USEPA Method 8270C NYSDEC STARS List Compounds Only
Results Shown in Milligrams per Kilogram (mg/Kg) or about Parts Per Million (ppm)

Parameter	Sample ID No.									NYCRR Part 375-6 Recommended Soil Cleanup Objectives for the Protection of Public Health - Residential Use	NYCRR Part 375-6 Recommended Soil Cleanup Objectives for the Protection of Public Health - Restricted Residential Use	NYCRR Part 375-6 Recommended Soil Cleanup Objectives for the Protection of Groundwater
	Central Remedial Excavation					Northern Remedial Excavation						
	CS-C-N	CS-C-E	CS-C-S	CS-C-W	CS-C-UST	CS-N-N	CS-N-E	CS-N-S	CS-N-W			
	6.5' to 7.0'	6.5' to 7.0'	6.5' to 7.0'	6.5' to 7.0'	6.5' to 7.0'	6.5' to 7.0'	6.5' to 7.0'	6.5' to 7.0'	6.5' to 7.0'			
Petroleum-Related Semi-Volatile Organic Compounds												
Benzo(a)anthracene	ND <0.333	ND <0.332	ND <0.326	ND <0.328	ND <0.335	ND <0.317	ND <0.315	ND <0.341	ND <0.317	1	1	1
Chrysene	ND <0.333	ND <0.332	ND <0.326	ND <0.328	ND <0.335	ND <0.317	ND <0.315	ND <0.341	ND <0.317	1	3.9	1
Fluoranthene	ND <0.333	ND <0.332	ND <0.326	ND <0.328	ND <0.335	ND <0.317	ND <0.315	ND <0.341	ND <0.317	100	100	100
Naphthalene	ND <0.333	ND <0.332	ND <0.326	ND <0.328	ND <0.335	ND <0.317	ND <0.315	ND <0.341	ND <0.317	100	100	12
Phenanthrene	ND <0.333	ND <0.332	ND <0.326	ND <0.328	ND <0.335	ND <0.317	ND <0.315	ND <0.341	ND <0.317	100	100	1,000
Pyrene	ND <0.333	ND <0.332	ND <0.326	ND <0.328	ND <0.335	ND <0.317	ND <0.315	ND <0.341	ND <0.317	100	100	1,000
Total SVOCs	None Detected	None Detected	None Detected	None Detected	None Detected	None Detected	None Detected	None Detected	None Detected	*<100 (2)*	*<100 (2)*	*Not Available*

NOTES:
(1) RSCOs Referenced in NYCRR Part 375-6 Table 375-6.8.
(2) As per Part 375-6 Table 375-6.8, individual and the sum of total VOCs, including tentatively identified compounds are not to exceed 100,000-µg/kg.
‡ denotes that the RSCO and Soil Cleanup Objective to Protect Groundwater Quality is for total xylenes (i.e. m+p-xylene plus o-xylene)
† denotes that the excavation sidewalls in the vicinity of CS-5 and CS-12 were excavated further back and resampled.
ND denotes compound not detected above the method detection limit shown.
NYSDEC STARS List VOC analysis by USEPA Method 8260B.
MDL denotes the reported laboratory Method Detection Limit.

690 Saint Paul Street
NYSDEC Brownfield Cleanup Program Remedial Investigation
NYSDEC BCP ID No. C828159

Table 21 – Monitored Natural Attenuation Data

Table 21
690 Saint Paul Street
NYSDEC Brownfield Cleanup Program Remedial Investigation
NYSDEC BCP ID No. C828159

Summary of Monitored Natural Attenuation Parameters in Dedicated Monitoring Well Groundwater Samples
Area of Concern #1

Sample ID	Groundwater Samples					
	690-BW-04	690-BW-04 Duplicate	690-BW-5	690-BW-06	690-BW-07	690-BW-12
Sample Interval*	5.7'-13.2' BGS	5.7'-13.2' BGS	8.7'-18.7' BGS	4.5'-14.5' BGS	11'-21' BGS	2'-8.5' BGS
Sample Collection Date	6/18/2013	6/18/2013	6/18/2013	6/19/2013	6/19/2013	6/19/2013
Analytical: Dissolved Gases (ppb)						
Methane	900	1,100 D	2,300 D	880	6.6	720
Ethane	1.2 U	5.0	41	5.0	1.3 U	1.2 U
Ethene	1.5 U	9.9	190	33	1.6 U	1.5 U
Analytical: Metals (ppb)						
Iron	968	1,050	9,860	3,060	15,500	2,530
Manganese	84.2	86.2	271	102	101	226
Analytical: General Chemistry (ppm)						
Chloride	600 J	600 J	1,900 J	790 J	1,500 J	700 J
Nitrite	0.13 R	0.13 R	0.13 R	0.13 R	0.13 R	0.13 R
Nitrate	0.13 U	0.066 J	0.13 U	0.16	1.1	0.051 J
Sulfate	79	79	43	87	100	160
Sulfide	0.030 U	0.030 U	2.2	0.030 U	0.030 U	0.030 U
Total Organic Carbon	9.5 J	6.8 J	6.4 J	4.6 J	10 U	5.5 J
Total Organic Carbon (dissolved)	4.9 J	5.6 J	5.3 J	4.6 J	10 U	5.5 J
Field Parameters (ppm)						
Alkalinity	119	NA	102	102	136	102
Iron (Fe II)	4.2	NA	3.8	4.0	3.2	3.6

Notes:
Dissolved gas analysis by United States Environmental Protection Agency (USEPA) Method RSK175.
Metals analysis by USEPA Method SW846 6010C.
General chemistry analyses by USEPA Methods 300, SM 4500D S-, SM 5310B TOC .
Results expressed in parts per billion (ppb) or parts per million (ppm), as noted
D - Indicates that the value was obtained from a secondary dilution anaylsis.
U - Indicates that the constituent was not detected.
R - Relative percent difference outside of accepted recovery limits.
*Refers to screened interval or length of open rock, depending on well construction.
NA - Indicates not applicable, not sampled.

690 Saint Paul Street
NYSDEC Brownfield Cleanup Program Remedial Investigation
NYSDEC BCP ID No. C828159

Table 22 – Soil Data Organized by Area of Concern

Table 22a

Remedial Investigation Report
690 St. Paul Street, Rochester, New York
NYSDEC BCP ID No. C828159
Summary of Volatile Organic Compounds with Exceedances in Soil by Areas of Concern
All Results in Parts per Million

Sample ID (Depth)	690-SB-18 (4.0'-4.6')-O	690-SB-85 (4.0'-8.0') -O	690-SB-85 (4.0'-5.2')-D	690-BW-5 (2.0'-4.0')-O	690-SB-26 (8.0'-11.3')-O	690-SB-49 (0.6'-1.3')-O	690-SB-78 (7.2'-8.0')-O	690-SB-71 (8.0'-11.3')	690-SB-106A (8.0'-11.9')-O	690-SB-122 (8.0'-11.0')-O	690-SB-125 (10.0'-10.4')-O	690-TP-TCE-01-N. Wall	690-TP-TCE-01-S. Wall	690-TP-TCE-03 11.5'	NYCRR Subpart 375-6 Remedial Program Soil Cleanup Objectives for the Protection of Groundwater	NYCRR Subpart 375-6 Remedial Program Soil Cleanup Objectives for the Protection of Public Health: Unrestricted Use	NYCRR Subpart 375-6 Remedial Program Soil Cleanup Objectives for the Protection of Public Health: Restricted Residential Use
Sample Collection Date	3/24/2010	6/25/2010	6/25/2010	10/20/2010	6/24/2010	9/28/2010	9/27/2010	9/23/2010	10/7/2010	10/7/2010	10/19/2010	7/9/12	7/9/12	7/11/12			
Area of Concern	AOC #1				AOC #2	AOC #5	AOC #6D	AOC #8									
Compound																	
Vinyl chloride	~~ND<0.0058~~ J	~~ND<0.0053~~	~~ND<0.0053~~	~~0.240~~ *E*	ND<0.040	ND<0.0062	ND<0.025	ND<0.110	ND<0.0055	~~ND<0.0053~~	~~ND<0.0054~~	ND	ND	ND	0.020	0.020	0.9
Methylene chloride	~~ND<0.0058~~ J	~~ND<0.0053~~	~~ND<0.0053~~	~~ND<0.0059~~	ND<0.040	0.029	ND<0.025	ND<0.110	0.002 J	~~ND<0.0053~~	~~ND<0.0054~~	ND	ND	ND	0.50	0.50	100
cis-1,2-dichloroethene	~~0.051~~ J	~~0.092~~	~~0.092~~	~~32~~ *D*	ND<0.040	ND<0.0062	ND<0.025	ND<0.110	0.0056	~~0.0~~	~~0.0086~~	ND<0.0042	0.00315 J	0.00812 J	0.25	0.25	100
Trichloroethene	~~2.6~~	~~0.62~~ *D*	~~0.76~~ *D*	~~47~~ *D*	ND<0.040	ND<0.0062	ND<0.025	*0.5*	*0.7* *D*	~~0.4~~ *D*	~~0.5~~ *D*	0.0806	0.25	0.804	0.47	0.47	21
Tetrachloroethene	~~0.0017~~ J	~~0.018~~	~~0.011~~	~~0.050~~	ND<0.040	ND<0.0062	ND<0.025	ND<0.110	ND<0.0055	~~ND<0.0053~~	~~ND<0.0054~~	ND	ND	ND	1.3	1.3	19
Ethylbenzene	~~ND<0.0058~~ J	~~0.0021~~ J	~~0.0018~~ J	~~0.014~~	*7.1* *D*	ND<0.0062	0.035	ND<0.110	ND<0.0055	~~ND<0.0053~~	~~ND<0.0054~~	ND	ND	ND	1	1	41
Xylene (total)	~~ND<0.0058~~ J	~~0.0047~~ J	~~0.0046~~ J	~~0.052~~	*24* *D*	ND<0.0062	0.5	ND<0.220	ND<0.0055	~~ND<0.0053~~	~~ND<0.0054~~	ND	ND	ND	1.6	0.26	100
1,3,5-Trimethylbenzene	~~ND<0.0058~~ J	~~ND<0.0053~~	~~ND<0.0053~~	~~0.0047~~ J	*11* *D*	ND<0.0062	0.1	ND<0.110	ND<0.0055	~~ND<0.0053~~	~~ND<0.0054~~	ND	ND	ND	8.4	8.4	52
1,2,4-Trimethylbenzene	~~ND<0.0058~~ J	~~ND<0.0053~~	~~ND<0.0053~~	~~0.002~~ J	*21* *D*	ND<0.0062	0.260	ND<0.110	ND<0.0055	~~ND<0.0053~~	~~ND<0.0054~~	ND	ND	ND	3.6	3.6	52
Acetone	~~ND<0.0058~~ J	~~0.0072~~ J	~~0.0075~~ J	~~0.013~~	ND<0.040 J	*0.077*	0.017 J	ND<2.700	0.0046 J	~~0.0055~~ J	~~ND<0.0054~~	ND<0.0653	ND<0.0745	0.205 J	0.50	0.50	100
Carbon disulfide	~~ND<0.0058~~ J	~~ND<0.0053~~	~~ND<0.0053~~	~~0.0074~~	ND<0.040	ND<0.0062	ND<0.025	ND<0.110	ND<0.0055	~~ND<0.0053~~	~~ND<0.0054~~	ND < 0.0105	ND <0.00341	0.00601 J	Not Listed	Not Listed	Not Listed
Naphthalene	~~ND<0.0058~~ J	~~0.0015~~ J	~~0.0012~~ J	~~0.0032~~ J	0.93 J	ND<0.0062	0.015 J	ND<0.110	ND<0.0055	~~ND<0.0053~~	~~ND<0.0054~~	ND	ND	ND	12	12	100
Total VOCs	~~2.653~~ J	~~0.7355~~ J	~~0.8781~~ J	~~79.0663~~ DJ	64.0 J	0.106	0.947 J	0.5	0.7522 DJ	~~0.3845~~ DJ	~~6.9086~~ D	0.0806	0.25315	1.02313			
Total VOC TICs	~~1.680~~ NJ	~~0.0093~~ J	None Detected	~~2.960~~ J	204 NJ	None Detected	4.660 N,J	NA	None Detected	None Detected	None Detected	None Detected	None Detected	None Detected	*Not Available*	*Not Available*	*Not Available*
Total VOCs & VOC TICs	~~4.733~~	~~0.7448~~	~~0.8781~~	~~82.286~~	268.030	0.106	5.607	0.500	0.7522	~~0.3845~~	~~6.9086~~	0.0806	0.25315	0.81212			

Notes:
VOC analysis by United States Environmental Protection Agency (USEPA) Method SW846 8260B.
ND indicates that the compound was analyzed for, but not detected at of above the Contract Required Quantitation Limit (CRQL), or the compound was not detected due to qualification through the method or field blank.
J = Estimated value – The analyte was positively identified; but the associated numerical value is the approximate concentration of the analyte in the sample.
B = Denotes that the analyte was detected in the associated blank, as well as in the sample.
NA = Not Applicable or Not Available
PPB = Parts per Billion
Indicates Mobile Laboratory Data
Indicates sample is a DUPLICATE sample.
Highlighted values indicate exceedance of the NYCRR Subpart 375-6 Remedial Program Soil Cleanup Objectives for the Protection of Public Health: Unrestricted Use.
Bold values indicate exceedance of the NYCRR Subpart 375-6 Remedial Program Soil Cleanup Objectives for the Protection of Public Health: Restricted Residential Use.
~~Strikethrough~~ **Denotes soil removed during IRM Activities or during Test Pitting Activities.**

Table 22b

Remedial Investigation Report
690 St. Paul Street, Rochester, New York
NYSDEC BCP ID No. C828159
Summary of SVOCs with Exceedances in Soil by Areas of Concern
All Results in Parts per Million

Sample ID (Depth)	690-SB-42 (1.0'-4.0')-O	690-SB-45 (0.8'-3.0')-O	690-SB-55 (0.6'-1.4')-O	690-SB-65 (4.0'-5.5')-D	690-SS-2 (0-2")-O	690-SB-77 (0.0'-4.0')-O	NYCRR Subpart 375-6 Remedial Program Soil Cleanup Objectives for the Protection of Groundwater	NYCRR Subpart 375-6 Remedial Program Soil Cleanup Objectives for the Protection of Public Health: Unrestricted Use	NYCRR Subpart 375-6 Remedial Program Soil Cleanup Objectives for the Protection of Public Health: Restricted Residential Use
Sample Collection Date	**6/23/2010**	**6/23/2010**	**9/28/2010**	**6/24/2010**	**12/28/09**	**3/24/10**			
Area of Concern	**AOC #5**				**AOC #6A**	**AOC #6D**			
Compound									
Benzo(a)anthracene	0.54	***41 D***	***1.6***	***2.9***	~~3.800~~	~~1.8~~	1	1	1
Chrysene	0.56	***44 D***	**1.6**	***3.4***	~~2.800~~	~~1.8~~	1	1	4
Bis(2-ethylhexyl)phthalate	ND<0.380	ND<0.400	ND<0.430	ND<390	~~0.430~~ J	~~0.13~~ J	NL	NL	435
Benzo(b)fluoranthene	0.72	***56 D***	*1.1*	***3.0***	~~3.300~~	~~2.5~~	2	1	1
Benzo(k)fluoranthene	0.71	***29 D***	0.62	*2.7*	~~1.200~~	~~0.63~~	2	0.8	1
Benzo(a)pyrene	0.83	***45 D***	0.78	*2.6*	~~2.200~~	~~1.7~~	22	1	1
Indeno(1,2,3-cd)pyrene	0.53	***25 D***	0.32 J	*1.6*	~~1.600~~	~~1.4~~	8	0.5	0.5
Dibenzo(a,h)anthracene	0.21 J	*4.5 DJ*	0.12 J	0.64	~~0.350~~ J	~~0.5~~ J	1,000	0.33	0.33
Total SVOCs	4.100	244.500	6.140	16.840 JE	~~14.580~~	~~10.460~~ J	*Not Applicable*	*Not Applicable*	*Not Applicable*
Total SVOC TICs	1.770 NJ	9.410 NJ	10.430 N,J	10.55 NJ	~~11.620~~	~~6.650~~ NJ			
Total SVOCs & SVOC TICs	5.870	253.910	16.570	27.390	~~26.200~~	~~17.110~~			

Notes:
SVOC analysis by United States Environmental Protection Agency (USEPA) Method SW846 8270.
ND indicates that the compound was analyzed for, but not detected at of above the Contract Required Quantitation Limit (CRQL), or the compound was not detected due to qualification through the method or field blank.
D - indicates all compounds identified in an anlaysis at the secondary dilution factor.
J = Estimated value – The analyte was positively identified; but the associated numerical value is the approximate concentration of the analyte in the sample.
NL = Not Listed
All Results in Parts per Million
Indicates sample is a DUPLICATE sample.
Highlighted values indicate exceedance of the NYCRR Subpart 375-6 Remedial Program Soil Cleanup Objectives for the Protection of Public Health: Unrestricted Use.
Bold values indicate exceedance of the NYCRR Subpart 375-6 Remedial Program Soil Cleanup Objectives for the Protection of Public Health: Restricted Residential Use.
~~Denotes soil removed during IRM Activities or during Test Pitting Activities.~~

Table 22c

Remedial Investigation Report
690 St. Paul Street, Rochester, New York
NYSDEC BCP ID No. C828159
Summary of Metals in Soil with Exceedances by Areas of Concern
All Results in Parts per Million

Sample ID (Depth)	690-SB-24 (0.4'-3.5')-O		690-SS-3 (2"-2')-O		690-SB-32 (1.2-2.0')-O		690-SB-34 (0.5'-1.4')-O		690-SS-4 (2"-2')-O		690-SB-22 (2.0'-3.2')-O		690-SB-23 (4.0-6.0')-O		690-SS-2 (2"-2')-O		NYCRR Subpart 375-6 Remedial Program Soil Cleanup Objectives for the Protection of Groundwater	NYCRR Subpart 375-6 Remedial Program Soil Cleanup Objectives for the Protection of Public Health: Unrestricted Use	NYCRR Subpart 375-6 Remedial Program Soil Cleanup Objectives for the Protection of Public Health: Restricted Residential Use
Sample Collection Date	9/22/2010		12/28/09		6/23/2010		9/28/2010		12/28/09		9/22/2010		6/22/2010		12/28/09				
Area of Concern	AOC #2		AOC #3		AOC #5		AOC #5		AOC #6						AOC #6A				
Compound																			
Copper	116		99.9		1.2	J	16.0		91.3		20.2		20.7		~~31.3~~		1,720	50	270
Iron	10,900	E	19,400	E	4,250	J	13,800	E	9,590	E	11,100	E	10,600		~~20,600~~	E		Not Listed	
Lead	60.2		58.2		3.7	J	14.6		65.3		52.1		81.5	J	~~136~~	E	450	63	400
Mercury	0.059		0.18		0.29	J	0.024		0.11		0.059		0.054	J	~~0.12~~		0.73	0.18	0.81
Nickel	9.4	E	9.9	E	1.2	J	50.3	E	11.8	E	7.9	E	8.4	J	~~9.7~~	E	130	30	310
Zinc	78.6	E	108		ND<1.3		43.7	E	100		181	E	58.5	J	~~209~~	NE	2,480	109	10,000

Notes:

TAL Metals analysis by United States Environmental Protection Agency (USEPA) SW846 Methods 6010 (TAL Metals) and 7471 (Mercury)

J – Indicates that the constituent was positively identified; but the associated numerical value is the approximate concentration of the constituent in the sample.

N - indicates spiked sample recovery not within control limits.

E - indicates a value estimated or not reported due to the presence of interferences.

B - indicates that the constituent was also found in the associated blank.

Highlighted type indicates that the constituent was detected at a concentration above the NYCRR Subpart 375-6 Remedial Program Soil Cleanup Objectives for the Protection of Public Health: Unrestricted Use

Bold type indicates a concentration above the NYCRR Subpart 375-6 Remedial Program Soil Cleanup Objectives for the Protection of Public Health: Restricted Residential Use.

Italicized type indicates a concentration above the NYCRR Subpart 375-6 Remedial Program Soil Cleanup Objectives for the Protection of Groundwater.

PPM = Parts per Million

Indicates sample is a DUPLICATE of the sample preceeding this sample.

~~Denotes soil removed during IRM Activities or during Test Pitting Activities~~

Table 22d

Remedial Investigation Report
690 St. Paul Street, Rochester, New York
NYSDEC BCP No. C828159
Summary of Detected Pesticides in Soil with Exceedances by Areas of Concern
All Results in Parts per Million

Sample ID (Depth)	690-TP-F-O (3.0')	690-SB-18 (4.0'-4.6')-O	690-SB-28 (4.0-8.0')-O	690-SB-35 (0.6-3.9')-O	690-SS-4 (2"-2')-O	690-SS-8 (2"-2')-O	690-SS-6 (0-2")-O	NYCRR Subpart 375-6 Remedial Program Soil Cleanup Objectives for the Protection of Groundwater	NYCRR Subpart 375-6 Remedial Program Soil Cleanup Objectives for the Protection of Public Health: Unrestricted Use	NYCRR Subpart 375-6 Remedial Program Soil Cleanup Objectives for the Protection of Public Health: Restricted Residential Use
Sample Collection Date	**12/28/09**	**3/24/2010**	**6/22/10**	**6/23/10**	**12/28/09**	**12/28/09**	**12/28/09**			
Area of Concern	**AOC #1**		**AOC #3**	**AOC #5**	**AOC #6**		**AOC #6D**			
Compound										
4,4'-DDE	ND<0.0037	~~0.0054~~	ND<0.0038	ND<0.0033	ND<0.0035	ND<0.0036	ND<0.0037	17	0.0033	8.9
Endrin	ND<0.0037	~~ND<0.0039~~	ND<0.0038	ND<0.0033	ND<0.0035	ND<0.0036	ND<0.0037	0.06	0.014	11
Endosulfan II	ND<0.0037	~~ND<0.0039~~	ND<0.0038	0.007 P	ND<0.0035	0.0085 J	ND<0.0037	102	2.4	24
4,4'-DDD	0.022 P	~~0.0071~~ J	0.011	ND<0.0033	ND<0.0035	ND<0.0036	ND<0.0037	14	0.0033	13
Endosulfan sulfate	ND<0.0037	~~ND<0.0039~~	ND<0.0038	ND<0.0033	0.0039 P	ND<0.0036	ND<0.0037	1,000	2.4	24
4,4'-DDT	0.016	~~0.0160~~	ND<0.0038	0.0045	0.0110 P	0.011	0.0042	136	0.0033	7.9
Total Pesticides	0.0380	~~0.029~~	0.011	0.011	0.01490	0.0195	0.0042	Not Applicable		

Notes:

Pesticide analysis by United States Environmental Protection Agency (USEPA) Method SW846 8081.

ND indicates that the compound was analyzed for, but not detected at of above the Contract Required Quantitation Limit (CRQL), or the compound was not detected due to qualification through the method or field blank.

J = Estimated value – The analyte was positively identified; but the associated numerical value is the approximate concentration of the analyte in the sample.

P = Used for CLP methodology only. For pesticide analytes, when a difference for detected concentrations between the two GC columns is greater than 25%, the lower of the two values is reported on the data page and flagged with a "P".

NA = Not Applicable or Not Available

Highlighted type indicates that the constituent was detected at a concentration above the Part 375-6 Protection of Public Health: Unrestricted Use.

Indicates sample is a DUPLICATE of the sample preceeding this sample.

~~Denotes soil removed during IRM Activities or during Test Pitting Activities.~~

Table 22e

Remedial Investigation Report
690 St. Paul Street, Rochester, New York
NYSDEC BCP ID No. C828159
Summary of Polychlorinated Biphenyls in Soil with Exceedances by Areas of Concern
All Results in Parts per Million

Sample ID (Depth)	690-TP-F-O (3.0')	690-SB-18 (4.0'-4.6')-O	690-SB-43 (0.6'-3.5')-O	690-SB-89-O	690-SB-31 (0.5'-1.5')-O	690-SS-4 (2"-2')-O	690-SS-8 (2"-2')-O	690-SB-104 (2"-2')-O	NYCRR Subpart 375-6 Remedial Program Soil Cleanup Objectives for the Protection of Groundwater	NYCRR Subpart 375-6 Remedial Program Soil Cleanup Objectives for the Protection of Public Health: Unrestricted Use	NYCRR Subpart 375-6 Remedial Program Soil Cleanup Objectives for the Protection of Public Health: Restricted Residential Use
Sample Collection Date	12/28/09	3/24/2010	9/28/10	9/26/10	9/28/10	12/28/09	12/28/09	10/5/10			
Area of Concern	AOC #1		AOC #4	AOC #5		AOC #6					
Compound											
Aroclor 1254	0.260	~~0.210~~	0.150	0.160	0.130	ND<0.035	ND<0.036	ND<0.040	N/A	N/A	N/A
Aroclor 1260	ND<0.037	~~ND<0.039~~	ND<0.037	ND<0.033	ND<0.041	0.190	0.260 J	0.110	N/A	N/A	N/A
Total PCBs	0.260	~~0.210~~	0.150	0.160	0.130	0.190	0.260	0.110	3.2	0.1	1

Notes:

PCB analysis by United States Environmental Protection Agency (USEPA) Method SW846 8082.

J = Estimated value – The analyte was positively identified; but the associated numerical value is the approximate concentration of the analyte in the sample.

Highlighted type indicates that the constituent was detected at a concentration above the Part 375-6 Protection of Public Health: Unrestricted Use.

Indicates sample is a DUPLICATE of the sample preceeding this sample.

~~Denotes soil removed during IRM Activities or during Test Pitting Activities.~~

APPENDIX 1

AMEC/Geomatrix Geophysical Survey Report and Aestus Report

90 B John Muir Drive
Amherst, New York 14228
(716) 565-0624 • Fax (716) 565-0625

September 29, 2009

Dante Gullace
Genesee Valley Real Estate Co.
Fulton Friedman & Gullace LLP
500 First Federal Plaza
Rochester, New York 14614

Transmitted via email to Noll, Dan [dnoll@LaBellaPC.com]

Dear Mr. Gullace:

Subject: Geophysical Survey Results, 690 St Paul St, Rochester, NY

1.0 INTRODUCTION

This letter report presents the results of the geophysical investigation performed for the Genesee Valley Real Estate Co in support of an environmental investigation being conducted by LaBella Associates, P.C. of a property located at 690 St. Paul St in Rochester, NY (the Site).

The geophysical investigation was designed to geophysically characterize the subsurface and focus a follow-up intrusive investigation. The information provided herein is intended to assist LaBella with their assessment of potential environmental concerns at the Site. The objective for the geophysical survey was to explore for anomalies indicative of underground storage tanks (USTs). AMEC Geomatrix, Inc. performed data acquisition on August 31 and September 25, 2009.

2.0 METHODOLOGY

A reference grid was installed at the site to facilitate data acquisition along lines spaced 3 ft apart. The grid was marked with orange and white spray paint. The site was geophysically surveyed using the Geonics EM61. The EM61 unit is a high sensitivity, high resolution time domain electromagnetic (TDEM) metal detector that can detect both ferrous and nonferrous metallic objects. It has an approximate investigation depth of 10 feet. The processing console is contained in a backpack worn by the operator which is interfaced to a digital data logger. The transmitter and two receiver coils are located on a two-wheeled cart that is pulled by the operator.

The device's transmitter coil generates a pulsed primary EM field at a rate of 150 pulses per second, inducing eddy currents into the subsurface. The decay rates of these eddy currents are measured by two, 3.28 foot by 1.64 foot (1 meter by ½ meter) rectangular receiver coils. By taking the measurements at a relatively long time frame after termination of the primary pulse, the response is

practically independent of the survey area's terrain conductivity. Specifically, the decay rates of the eddy currents are much longer for metals than for normal soils allowing the discrimination of the two.



EM61 in use (photo not from this site)

Data are collected from the EM61's two receiver coils. One of the receiver coils is located coincident to the transmitter coil. The other receiver coil is located 1.31 feet (0.4 meters) above the transmitter coil. Data from the top receiver coil are stored on Channel 1 of a digital data logger. Data from the bottom receiver coil are stored on Channel 2 of the data logger. Channel 1 and Channel 2 data are simultaneously recorded at each station location. The instrument responses are recorded in units of milliVolts (mV). Data were recorded digitally by a data logger at a rate of approximately 2 measurements per foot along the survey lines which were spaced 3 feet apart.

3.0 RESULTS

The following sections present the results from the geophysical investigation.

The EM61 data for the site are shown in Figure 1. The color bar to the right of the map indicates the colors associated with the respective measured values. Areas suspected to be free of buried metals are shown as color shades of light blue. All areas exhibiting a response greater than background (0 to 30 mVolts) likely contain buried metals. These areas are depicted in shades of dark blue through yellow on the figure.

Anomalous Area A is a zone of buried metal anomalies located in the northwest portion of the survey area. This anomalous zone is roughly rectangular and may represent a former property parcel with a unique history. Any of the anomalies within this area may be significant from an environmental perspective.

Anomalies B and C are metal anomalies that likely represent (now buried) reinforced concrete slabs. The ground surface in these areas appears to be asphalt however the rectilinear nature of the anomalies

and their locations relative to entrance drives suggests that they may be related to buried concrete slabs.

Anomalies D, E and F are buried metal anomalies located south of the current playground. These anomalies may represent surface features that were not noted (such as a manhole) or they may be of environmental significance. Anomaly E coincided with a north-south trending sidewalk and it may be related to reinforcement metal in a section of replaced sidewalk

Any of the additional above background responses may be related to UST's however they are more likely related to miscellaneous buried metals.

4.0 LIMITATIONS

The geophysical methods used during this survey are established, indirect techniques for non-destructive subsurface reconnaissance exploration. As these instruments utilize indirect methods, they are subject to inherent limitations and ambiguities. Metallic surface features (electrical wires, scrap metal, etc.) preclude reliable non-invasive data/results beneath, and in the immediate vicinity of, the surface features. Targets such as buried drums, buried tanks, conduits, etc. are detectable only if they produce recognizable anomalies or patterns against the background geophysical data collected. As with any remote sensing technique, the anomalies identified during a geophysical survey should be further investigated by other techniques such as historical aerial photography, test pit excavation and/or test boring, if warranted.

Please do not hesitate to contact us if you have any questions or require additional information.

Sincerely yours,

AMEC GEOMATRIX, INC.

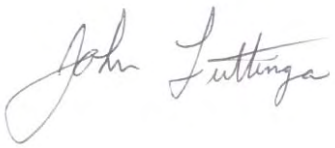

Senior Geophysicist

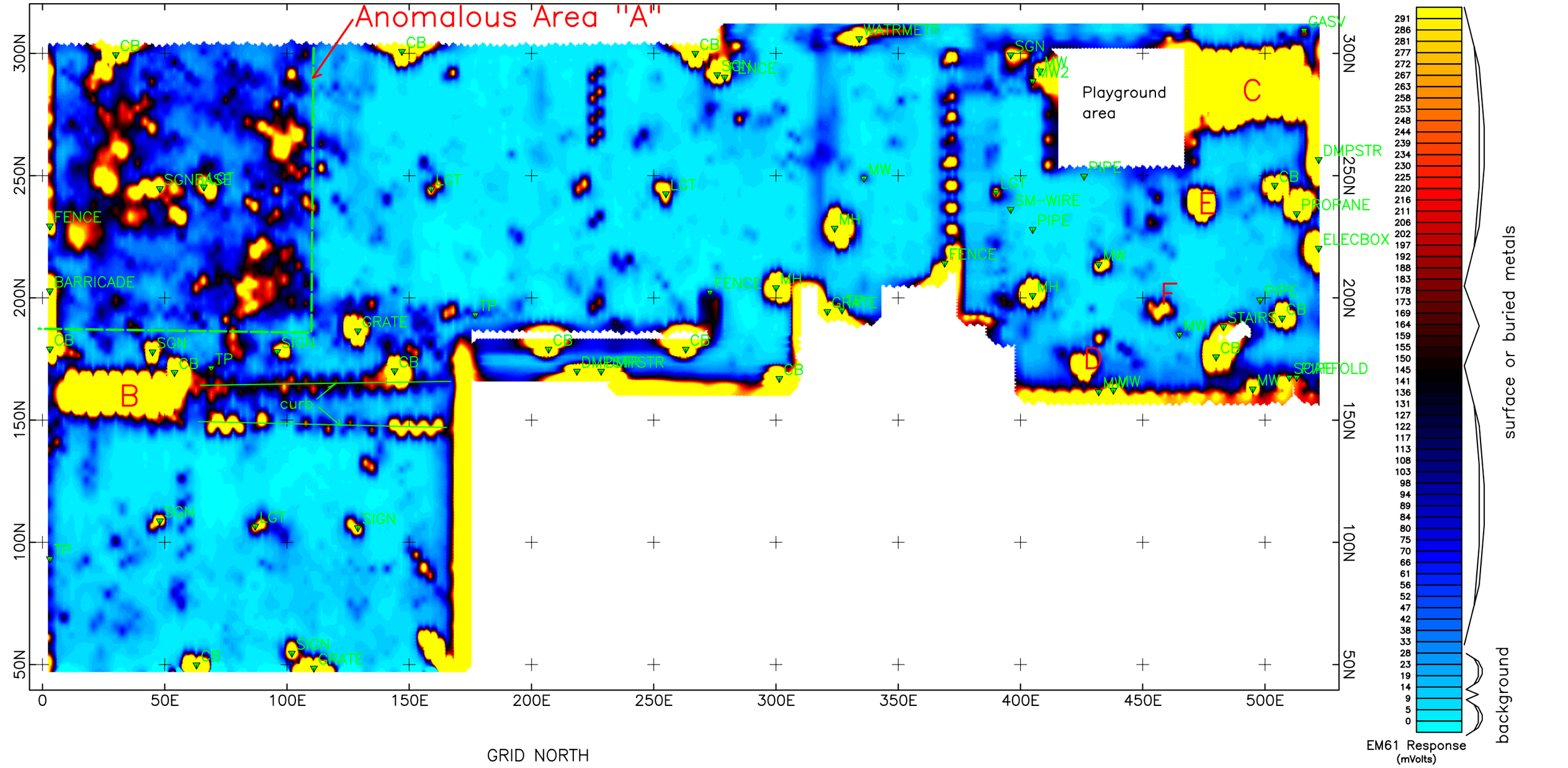

A Geophysical anomaly discussed in report

GRID NORTH

25 0 25 50 75 100
(feet)

Figure 1

Geophysical Survey Results
Color Contours of EM61 Data
(mVolts)

690 Saint Paul Street
Rochester, NY
Prepared for
Genesee Valley Real Estate Co

AMEC Geomatrix (716) 565-0624

February 17, 2010

Aestus, LLC
2605 Dotsero Court
Loveland, CO 80538
970.278.4090
Fax: 970.667.1989

Daniel Noll, P.E.
Project Manager
LaBella Associates, P.C.
300 State Street, Suite 201
Rochester, New York 14614

9-106-06

TRANSMITTAL
FINAL Report
Aestus' GeoTrax Survey™ Site Characterization Work
690 Saint Paul Street Site
Rochester, New York

Dear Dan:

Please find the enclosed subject report. This final report incorporates LaBella Associates, P.C.'s (LaBella's) comments on our previous report submitted on October 2, 2010. Please provide a copy of this report to our mutual client, Dante Gullace, Esq. of Genesee Valley Real Estate Company, LLC, as appropriate.

If LaBella collects additional technical data from a drilling/sampling program, we would be pleased to post confirmation drilling data onto our survey images and refine our initial interpretations, as appropriate based on these data, such that we facilitate improved understanding of subsurface conditions at the 690 Saint Paul Street Site. These revised data and interpretations could be included in a revised final report.

We appreciate the opportunity to assist you with this project and look forward to reviewing our report with you at your earliest convenience. Please call with questions at 1.888.GEO.TRAX or 970.278.4090.

Very Truly Yours,

Aestus, LLC

Marcy Stonecipher
Project Geologist

Stuart W. McDonald, P.E.
President

cc: Dr. Todd Halihan, Aestus, LLC
Reed Terry, Aestus, LLC

FINAL REPORT
Aestus GeoTrax Survey™ Site Characterization Work 690 Saint Paul Street Site Rochester, New York

February 17, 2010

Submitted to:

LaBella Associates, P.C.
300 State Street, Suite 201
Rochester, New York 14614

and

Genesee Valley Real Estate Company, LLC
690 Saint Paul Street
Rochester, New York 14605

Prepared by:

Aestus, LLC
2605 Dotsero Court
Loveland, CO 80538
1.888.GEO.TRAX

www.aestusllc.com

© 2010, Aestus, LLC

FINAL REPORT

AESTUS' GEOTRAX SURVEY™
SITE CHARACTERIZATION WORK
690 SAINT PAUL STREET SITE
ROCHESTER, NEW YORK

FEBRUARY 17, 2010

Prepared for:

LABELLA ASSOCIATES, P.C.

Prepared by:

Aestus, LLC
2605 Dotsero Court
Loveland, CO 80538
(888) GEO-TRAX

© 2010 Aestus, LLC

TABLE OF CONTENTS

LIST OF TABLES....3

LIST OF FIGURES....4

LIST OF APPENDICES....5

EXECUTIVE SUMMARY....6

1.0 INTRODUCTION 9
1.1 Project Objectives 9
1.2 GeoTrax Survey™ Technology Overview 9

2.0 GeoTrax Survey™ Field Work 11
2.1 Equipment Layout, Land Surveying, Documentation 11
2.2 Data Collection 12

3.0 Data Processing and interpretation Process 13
3.1 Data Processing 13
3.2 Summary of Data Interpretation Process 13

4.0 Results and data interpretation 16
4.1 Results 16
4.2 Data Interpretation for the 690 Saint Paul Street Site 17
4.2.1 Use of Common Earth Model Approach 17
4.2.2 Historical Site Data Posting 18
4.2.3 Develop Color Contouring Scheme for Resistivity Data 18

5.0 Conclusions 20
5.1 General Conclusions 20
5.2 Specific Conclusions 21

6.0 Recommendations 22
6.1 3-D Model Review 22
6.2 Follow-up Confirmation Boring Program 22
6.3 Sampling Methodology and Analyte Selection 23
6.4 Updates to Common Earth Model and Aestus Involvement 23

TABLES

FIGURES

APPENDICES

© 2010 Aestus, LLC

LIST OF TABLES

Table 1	Electrode Spacing, Survey Line Length, and Survey Depth
Table 2	GeoTrax Survey™ End Point Locations
Table 3	Distance Along Survey Line from Electrode No. 1 (0.85 m spacing)
Table 4	Distance Along Survey Line from Electrode No. 1 (1.0 m spacing)
Table 5	Confirmation Boring Locations Suggested by Aestus, LLC

© 2010 Aestus, LLC

LIST OF FIGURES

TP	Title Page (Figure Section)
LS1	Legend and Symbols Page
LS2	Legend and Symbols Page (Interpretive Resistivity Scale Explanation)
Figure 1A	GeoTrax Survey™ Locations Plan View Area
Figure 1B	GeoTrax Survey™ Locations with Utility Map
Figure 1C	GeoTrax Survey™ Locations with Suggested Confirmation Borings
Figure 2	GeoTrax Survey™ ROC-01 (Common Earth Model Data Compilation)
Figure 2	GeoTrax Survey™ ROC-01 (Interpretation Based on Common Earth Model)
Figure 3	GeoTrax Survey™ ROC-02 (Common Earth Model Data Compilation)
Figure 3	GeoTrax Survey™ ROC-02 (Interpretation Based on Common Earth Model)
Figure 4	GeoTrax Survey™ ROC-03 (Common Earth Model Data Compilation)
Figure 4	GeoTrax Survey™ ROC-03 (Interpretation Based on Common Earth Model)
Figure 5	GeoTrax Survey™ ROC-04 (Common Earth Model Data Compilation)
Figure 5	GeoTrax Survey™ ROC-04 (Interpretation Based on Common Earth Model)
Figure 6	GeoTrax Survey™ ROC-05 (Common Earth Model Data Compilation)
Figure 6	GeoTrax Survey™ ROC-05 (Interpretation Based on Common Earth Model)
Figure 7	GeoTrax Survey™ ROC-06 (Common Earth Model Data Compilation)
Figure 7	GeoTrax Survey™ ROC-06 (Interpretation Based on Common Earth Model)
Figure 8	GeoTrax Survey™ 3-D Perspective View From Above and Looking North at All GeoTrax Survey™ Images
Figure 9	GeoTrax Survey™ 3-D Perspective View From Above and Looking South at All GeoTrax Survey™ Images
Figure 10	GeoTrax Survey™ 3-D Perspective View From Above and Looking South at All GeoTrax Survey™ Images and Utility Map Overlay
Figure 11	GeoTrax Survey™ 3-D Perspective View From Above and Looking South at All GeoTrax Survey™ Images and 01-29-09 Modeled Water Surface
Figure 12	Photographs of GeoTrax Survey™ ROC-01 and ROC-02
Figure 13	Photographs of GeoTrax Survey™ ROC-03 and ROC-04
Figure 14	Photographs of GeoTrax Survey™ ROC-05 and ROC-06

© 2010 Aestus, LLC

LIST OF APPENDICES

Appendix A	Aestus' GeoTrax Survey™ Field Notes
Appendix B	Reference – Technical Paper (The Effects of LNAPL Biodegradation Products on Electrical Conductivity Measurements)
Appendix C	Reference - Technical Paper (In-situ chlorinated solvent biodegradation) containing chloride amongst other compounds

© 2010 Aestus, LLC

EXECUTIVE SUMMARY

Aestus, LLC (Aestus) recently performed a high resolution electrical resistivity imaging (GeoTrax Survey™) investigation for LaBella Associates, P.C. (LaBella) at Genesee Valley Real Estate Company, LLC's 690 Saint Paul Street Site located in Rochester, New York. This site was formerly used as a Bausch and Lomb manufacturing facility and is currently leased to various tenants. The project objectives of this investigation program were to use Aestus' GeoTrax Survey™ technology to assist LaBella with investigating the subsurface for the presence of hydrocarbon and/or chlorinated related impacts, as well as to help determine if underground utility corridors could represent possible contaminant migration pathways at the site.

A total of six GeoTrax Surveys™ were performed and Aestus employed its "Common Earth Model" approach (see Section 4.2.1) to effectively view available data (i.e., from our survey work and from previous site investigations) together, which in our experience is a powerful approach relative to gleaning useful knowledge and meaning from the various data sets. Specifically, Aestus posted available soil boring and monitoring well data to our survey images to calibrate the ranges of resistivity detected to known levels of contamination at discrete points. Once calibrated, Aestus' survey results were used in an effort to better understand contaminant distribution in areas surveyed and between discrete boring/well points. Aestus' 2-D GeoTrax Survey™ images were also visualized relative to one another using Rockworks™ 3-D modeling software in a fence diagram format (see Figures 8 through 11 and viewable 3-D model files contained on the CD-ROM enclosed with the hardcopy version of this report).

The detailed results of Aestus' work at this site are presented in this report and have been based upon a review of the "Common Earth Model" results. The following conclusions are offered based upon information available at the time this report was prepared. Such conclusions are subject to revision based on any follow up confirmation drilling/sampling data obtained from anomalous subsurface locations detected by Aestus:

- ✓ Aestus detected both electrically conductive (i.e., low resistivity) and electrically resistive (i.e., high resistivity) anomalies within the subsurface at the 690 Saint Paul Street Site. The presence of both electrically resistive anomalies (typically representative of unweathered hydrocarbon and/or chlorinated solvent related constituents) and electrically conductive anomalies (often representative of weathered hydrocarbon and/or chlorinated solvent related constituents) suggests releases may potentially have been occurring over time. It should also be noted that such anomalies could be representative of geologic features, underground utilities, leakage from underground utilities (e.g., sewage) or subsurface structures.
- ✓ Most of the resistive anomalies identified at the site are located to the Northeast of Building 14B near the area where remedial excavation has been completed and a playground now exists (see green dashed circle on Figure 8). Logs from several of the test pits in the shallow subsurface of this area indicated elevated PID readings which may indicate that some level of impact persists despite remedial efforts (see test pits 2 and 5 on Image ROC-04, Figure 5). Starting at about 15 feet BGS, image ROC-04 (Figure 5) shows resistive anomalies with higher resistivity values than anomalies in the shallow subsurface which may indicate residual source zones of hydrocarbon and/or chlorinated solvent related constituents.

© 2010 Aestus, LLC

- To the Northwest of Building 14B, parallel to St. Paul Street, surveys ROC-02 and ROC-03 (Figures 3 and 4, respectively) show areas that are consistently more electrically conductive than other areas surveyed at the site. These conductive areas may represent zones of saturated, weathered dolomite. However, the detected resistivity values in this area are typically 1 ohm-meter or less which is abnormally conductive and indicates the potential presence of weathered hydrocarbon and/or chlorinated solvent related constituents. It is also possible that these anomalies are caused by sewage related contamination from nearby sanitary sewer lines which could have leaked.
- Images ROC-05 and ROC-06 (Figures 6 and 7, respectively), which ran through the hallway of Buildings 14 and 16A, show several electrically conductive and resistive anomalies.
- Figure 11 shows a modeled water table from data collected on January 29, 2009 along with the GeoTrax Surveys™ in 3D. Most of the highly resistive anomalies, which may indicate unweathered hydrocarbon and/or chlorinated solvent related constituents, are below the water table. The resistive anomalies below the water table may reflect chlorinated solvent related constituents, or zones of competent dolomite. From what is known currently from available boring logs and test pits, the dolomite at the site is highly weathered which decreases the probability that the resistive anomalies represent only clean geology.
- ROC-01 (see Figure 2) has electrically resistive anomalies present in the general vicinity of existing monitoring well BW-4, which has previously indicated the presence of benzene and solvents dissolved in groundwater at concentrations above regulatory limits. Although this well is not located exactly coincident with our GeoTrax Survey™ line, these data could suggest a correlation between resistive anomalies and the presence of hydrocarbon and/or chlorinated solvent related constituents.
- ROC-02 (see Figure 3) shows a large vertical resistive anomaly starting at about 100 feet laterally along the image. This anomaly could represent impacts by hydrocarbon and/or chlorinated solvent related constituents. This anomaly corresponds with the location of a traffic utility junction box at ground surface. It is possible that contaminant migration through utility corridors is responsible for this anomaly.
- ROC-03 (see Figure 4) shows two resistive anomalies in close proximity to two manholes at the ground surface. These anomalies may be caused by construction of the manholes and/or may represent an area of potential preferential contaminant migration.

- On survey ROC-05 (see Figure 6) there is an extremely resistive scallop-shaped anomaly that appears between about 40 and 90 feet along the image. The resistivity value of this anomaly may be exaggerated due to the strong conductive zone located just above the resistive anomaly. It is possible that hydrocarbon and/or chlorinated solvent related constituents may be the primary cause of the conductive and/or resistive anomalies.

Based on initial interpretations of the Common Earth Model data contained in this report, it appears to Aestus that this investigation may not have located the lateral extent of subsurface impacts at the 690 Saint Paul Street Site. Furthermore, it appears that

© 2010 Aestus, LLC

contaminant distribution in the subsurface is likely complex at this site. Follow-up confirmatory soil borings and monitoring wells will help to refine the results of this study and determine whether some or all of the anomalies are caused by geologic conditions, presence of utilities, potential leakage from utilities, and/or the presence of hydrocarbon and/or chlorinated related impacts. Section 6.0 of this report provides Aestus' recommendations for further improving the understanding of subsurface conditions at the 690 Saint Paul Street Site.

© 2010 Aestus, LLC

1.0 INTRODUCTION

Aestus, LLC (Aestus) recently performed a high resolution electrical resistivity imaging (GeoTrax Survey™) investigation for LaBella Associates, P.C. (LaBella) at Genesee Valley Real Estate Company, LLC's 690 Saint Paul Street Site located in Rochester, New York. This site was the former location of a Bausch and Lomb manufacturing facility and is currently leased to various tenants. A total of six GeoTrax Surveys™ were performed at the site.

1.1 Project Objectives

The project objectives of this investigation program were to use Aestus' GeoTrax Survey™ technology to assist LaBella with investigating the subsurface for the presence of hydrocarbon and/or chlorinated solvent related impacts, as well as to help determine if underground utility corridors could be serving as contaminant migration pathways at the site.

Aestus' scope of work for this project was to use our subsurface imaging technology to scan the earth's subsurface (i.e., to depths of ~36 feet) at survey locations selected jointly by LaBella and Aestus to identify subsurface anomalies that may require focused additional investigation via direct sampling.

1.2 GeoTrax Survey™ Technology Overview

Electrical resistivity imaging (ERI) measurements have been used since the 1830's to interpret the earth. ERI works by imparting an electrical current into the ground at a constant rate, and then taking voltage measurements at one or more other locations along a straight survey line. Based on these data, the apparent resistivity of subsurface materials is calculated using Ohm's Law.

Similar to a single pixel in a digital photo, a single resistivity measurement does not yield significant information. However, modern ERI technology combined with current computer processing speeds, facilitate hundreds or thousands of resistivity measurements in a short timeframe. These measurements are performed along a survey alignment and are subsequently used to produce a two-dimensional image (analogous to a CAT-scan in the medical industry) of the subsurface that graphically illustrates the presence or absence of subsurface anomalies.

Our GeoTrax Survey™ technology is based on conventional ERI techniques. However, we have vastly improved the technology and apply our proprietary data collection algorithms and software to achieve more comprehensive data collection, higher data quality, and ultimately increased image resolution, relative to conventional ERI technology.

Continuous subsurface images based on high data density, eliminate the need for interpolation between data points such as soil borings or wells, and assists in confirming or redefining the site conceptual model. Our GeoTrax Survey™ technology has been successfully used for a number of applications including detection of hydrocarbon and chlorinated solvent related constituents.

© 2010 Aestus, LLC

The following sections of this report summarize the Aestus' field work, data collection, and data processing activities, and provide our interpretations, conclusions, and recommendations based on the results of our site investigation.

© 2010 Aestus, LLC

2.0 GEOTRAX SURVEY™ FIELD WORK

Aestus personnel conducted field work on August 25 and August 26, 2009. We performed a total of six high resolution surveys as outlined in our proposal to LaBella dated August 19, 2009.

2.1 Equipment Layout, Land Surveying, Documentation

Each survey was conducted by installing 56 specialized electrodes into the ground along a straight line and at a specific interval as indicated below. The spacing used on each line was determined on-site to provide the appropriate depth of imaging and/or to conform to lateral space constraints due to buildings, busy streets, property lines, etc. The target depth of interest for investigation at the 690 Saint Paul Street Site was approximately 10-20 feet BGS and therefore a 1.0 meter electrode stake spacing was selected for the surveys which provided an imaging depth of 36 feet such that the depth of interest was not coincident with the bottom of our survey images.

Figure 1A shows the location and orientation (i.e., the red ends of the survey lines are equivalent to Electrode 1 and the blue ends are equivalent to Electrode 56) of the surveys performed at the 690 Saint Paul Street Site, and allows for other site features on the base map to be visible to the reader for reference. Figure 1B also shows the location and orientation of the surveys with the locations of site utilities visible for reference. The electrode spacing and resulting survey line length and imaging depth at the 690 Saint Paul Street Site are listed in Table 1.

The electrodes stakes were connected via geophysical cables and the cables were connected to Aestus' data acquisition field instruments. Electrical resistivity data from the subsurface was then collected as described below in the Data Collection section of this report.

Topography estimations of Aestus survey line locations were performed by Aestus personnel using land survey instrument (i.e., Topcon total station unit with prism). These data were used to assist Aestus in locating our surveys in plan view on the site base map/aerial photo and performing a topographic correction to our survey images as discussed below in the Data Processing section of this report.

For survey ROC-04, Aestus used rebar rods with yellow caps that have the inscription 'GEOTRAX SURVEY' to denote the endpoints. For the other surveys at the site, Aestus drove steel nails with brass survey markers into the ground to denote the start and end points of interest along each survey line. A metal detector may be used to locate each GeoTrax Survey™ line should additional confirmation borings be advanced along one or more survey lines in the future. A picture of the brass survey end point marker with a survey nail and the rebar caps are shown below:

© 2010 Aestus, LLC



Rebar Cap End Point Markers



Brass Survey End Point Marker

More accurate coordinates for the endpoints (i.e., Electrode Nos. 1 and 56) of each survey line at the site were collected by LaBella personnel using land survey techniques and are included in Table 2 for reference. Coordinates are provided in New York State Plane West (NYSP West).

Aestus also recorded detailed field notes that show a sketch of each survey and surrounding site features (e.g., utility locations, buildings, monitoring wells, etc.) and the distance of these site features from our survey lines. A copy of Aestus' field notes is provided for reference in Appendix A to this report and for assistance with locating survey lines in the field during any follow-up confirmation drilling work that may be conducted.

2.2 Data Collection

Once each survey line was laid out in the field, Aestus' specialized field instruments gathered a significant amount of data related to the electrical properties of the subsurface. Aestus used our proprietary techniques to collect significantly more data, and of higher quality, than other firms using similar equipment.

These data were checked for quality and integrity and then partially processed in the field to obtain a high resolution draft subsurface image viewable by LaBella and Aestus personnel. Full data reduction and processing is performed in Aestus' offices as discussed in the following section.

© 2010 Aestus, LLC

3.0 DATA PROCESSING AND INTERPRETATION PROCESS

Following field data collection, Aestus used our proprietary data post-processing techniques to develop a final electrical resistivity image of the subsurface for each survey. This section describes the data processing and interpretation process.

3.1 Data Processing

The raw data files collected in the field were post processed, including a more thorough review of data quality and integrity. Data points not meeting Aestus' established statistical error criteria were removed from the data set so that the resulting survey image is not skewed. A final image for each survey was developed which contains a model of the electrical resistivity of the subsurface in units of ohm-meters. Changes in topography along the survey lines were accounted for during this data processing work.

The final images were developed by contouring and plotting the resistivity data for each survey line using consistent color contouring schemes for 690 Saint Paul Street Site survey data to allow for evaluation of the results of all surveys on a comparative basis. In the case of the generic color contouring scheme example below (i.e., not specific to the 690 Saint Paul Street Site), the electrically conductive areas of the subsurface are illustrated by purple and blue colors and the electrically resistive areas of the subsurface are illustrated by yellow, orange, and red colors.

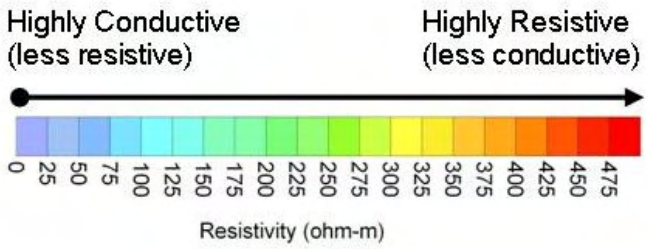

As part of our overall data quality control process, Aestus compiles resistivity data for an entire site and then normalizes the color contouring scheme for all of the images across the site. This allows consistency in the color contouring scheme so a reviewer can correlate the results from one survey to the results from another survey performed on the same site during the same timeframe. The site specific resistivity color contouring schemes developed for the 690 Saint Paul Street Site are discussed in the data interpretation sections below.

3.2 Summary of Data Interpretation Process

The magnitude of subsurface resistivity values will vary from site to site based on a number of factors, and is related to geologic composition, the chemistry of the groundwater and/or other fluids trapped in the pore spaces within the soil matrix and/or bedrock fractures, and the presence or absence of buried debris or subsurface structures. For a typical site, fine materials such as clay and silt are generally less resistive (i.e., more conductive) while coarse sand and gravel are generally more resistive (i.e., less conductive). Should the soil (clay or sand) be dry, it will appear more resistive when dry and less resistive when wet. Should a distinct water table exist in the area being surveyed, the groundwater interface is

© 2010 Aestus, LLC

often not seen in the survey images because the resistivity of the groundwater is often times similar to the resistivity of the soil matrix.

Additionally, the presence of contaminants within the pore matrix can overshadow (electrically) the presence of groundwater or the degree of saturation. The presence of fractures in bedrock geology often appear as a vertically oriented anomaly and may be either conductive or resistive depending on what type of fluid (e.g., clean groundwater and/or unweathered/weathered chemical constituents) is present within the fracture. Soil/bedrock interfaces are sometimes identifiable depending on the degree of weathering at the transition to bedrock, the degree of saturation, and the presence or absence of contamination.

Should buried tanks or other man-made structures be present coincident with survey line locations, they typically show up in our survey images as either low resistivity/highly conductive (metallic construction) or high resistivity/low conductivity (fiberglass, concrete or other construction). In areas where tanks or sumps have been removed or replaced, these areas may or may not be present in our images as an anomaly depending on whether native or non-native fill soils were used as backfill. If contamination is present underneath former tanks and sump areas, it generally appears on our images as described in the following paragraphs.

Subsurface areas impacted with fresh or unweathered light or dense non-aqueous liquids (LNAPLs or DNAPLs, respectively) and related dissolved phase constituents, typically appear as more resistive anomalous zones relative to areas that contain only non-impacted soils and/or pore fluids. Based on our experience, areas containing NAPL-impacted soils often appear as a roughly spherical or lenticular blob shape (obloid) and will typically be identified in our survey images by more resistive values.

Sometimes, the presence of this type of contamination can cause a less resistive (i.e., very conductive) anomaly or zone, particularly with weathered LNAPL-related contamination. Aestus believes the reason that weathered LNAPL shows as conductive in our images is naturally occurring bioactivity in the subsurface in contaminated zones that alters the electrical properties of these materials. This phenomenon is well documented in technical literature related to the study of LNAPLs in particular (see example technical paper included as Appendix B) and Aestus' clients have drilled and often confirmed the presence of LNAPL within electrically conductive anomalies.

The mechanism that apparently causes DNAPL-related contamination (e.g., chlorinated solvents) to show as electrically conductive in our survey images is less clear and research conclusions less definitive at the time of this report. However, Appendix C contains a technical paper that discusses byproducts of in-situ chlorinated solvent biodegradation containing chloride amongst other compounds (see page 9 of Appendix C). Aestus theorizes that the presence of chloride and/or other ions in zones of natural attenuation would likely create a very electrically conductive signature detectable by our GeoTrax Survey™ technology in many cases.

GeoTrax Surveys™ normally can identify areas impacted by dissolved concentration impacts to the groundwater from a former or existing source of contamination. Sometimes dissolved phase impacts do not appear as anomalies because lower concentrations of dissolved phase contamination cause relatively small changes in electrical properties of the

© 2010 Aestus, LLC

subsurface and have the potential to be masked by changes in resistivity signatures of various soil types that may exist across a typical site. Often times with lower dissolved phase concentrations, Aestus believes that we may be detecting where groundwater is flowing preferentially (and contamination is moving with the groundwater) such that we can locate more contaminated zones in the subsurface. This occurs for example in karstic fractured geologic environments.

As discussed during the proposal phase of this project, Aestus' survey results do not immediately identify the composition of anomalies which may be caused by variations in geology and/or moisture content (or other factors) in addition to the presence of subsurface contamination. Final data interpretation is greatly enhanced by calibrating or benchmarking the GeoTrax Survey™ electrical resistivity images against existing site data and/or follow-up confirmation boring/monitoring well data. This process lends much greater understanding of the subsurface and the survey images. Ideally, confirmation work is performed as soon as possible following the survey work such that minimal time is allowed for potential contaminant migration that may cause changed conditions in the surveyed areas.

The results of Aestus' survey work and our specific interpretations/conclusions based on our work at the 690 Saint Paul Street Site are discussed in the following sections of this report.

© 2010 Aestus, LLC

4.0 RESULTS AND DATA INTERPRETATION

This section summarizes the results of Aestus' field data collection work and discusses interpretation of the 690 Saint Paul Street Site geophysical data.

4.1 Results

Aestus' geophysical survey work yielded high quality/high resolution two-dimensional (2-D) electrical resistivity images of the subsurface at the 690 Saint Paul Street Site in select locations as shown on Figure 1A. The final GeoTrax Survey™ images (see Figures 2 through 7) are presented in one custom (site specific) color contouring scheme and will be discussed below in Section 4.2 (Data Interpretation) of this report.

As part of the field survey work, Aestus photographed each survey location during data collection and along each survey alignment from different vantage points. Select photographs are included in Figures 12 through 14 this report. The entire set of photographs taken by Aestus is included as an electronic appendix to this report (see the CD-ROM included on the inside cover of the hardcopy version of this report).

To assist ourselves and LaBella personnel with visualizing the GeoTrax Survey™ subsurface images as they relate to one another, Aestus used data collected from our 2-D imaging process to generate a 3-D representation of these data in the subsurface of the 690 Saint Paul Street Site. We and our clients typically find that the results of the 3-D visualization work are very helpful in providing a more complete and somewhat simplified understanding of the survey data/images, and in providing a better understanding of subsurface conditions at a given site. The 3-D visualizations are also very useful in explaining site conceptual models and features to both technical and non-technical stakeholders involved in the project.

To allow viewing of our survey images to scale in 3-D space, Aestus developed a technique to import and properly position and scale the survey images in 3-D drawing space and relative to the site base map using Rockworks™ 3-D visualization software. Although the perspective 3-D views resulting from these efforts are based on 2-D data sets (i.e., the data was not collected in 3-D during the survey work), Aestus has a higher confidence in our approach relative to the conventional approach of using 1-D monitoring well data points only and the resulting interpolations between these discrete points. For Aestus' 3-D visualization work, thousands of field data points (collected in 2-D) were used as input to develop the 2-D and 3-D perspective views.

A few representative isometric perspective views of the survey images representing the subsurface of the 690 Saint Paul Street Site are provided as shown in Figures 8 through 11. Because the 3-D visualization work performed by Aestus was extensive and many different views of these data can be generated using this tool, it is not practical to provide all of these views as part of the hardcopy report. However, Aestus is providing a copy of our 3-D model files for viewing by LaBella personnel using a free viewer provided by Rockworks™. This data and instructions on downloading and using the free viewer software are contained on the CD-ROM enclosed with the hardcopy of this report.

© 2010 Aestus, LLC

Aestus is confident that this 3-D visualization work will assist LaBella with enhanced understanding of the location and extent of anomalous areas at the 690 Saint Paul Street Site, and to better communicate these issues to other project stakeholders.

4.2 Data Interpretation for the 690 Saint Paul Street Site

The following paragraphs discuss Aestus' interpretations of our survey data/images relative to the 690 Saint Paul Street Site issues and conceptual model. These interpretations are based on information available as of the date of this report and applying Aestus' professional judgment based on experience imaging other similar project sites.

4.2.1 Use of Common Earth Model Approach

From Aestus' perspective, the end goal of any environmental site characterization is to use all available data collected at a site to help visualize the earth's subsurface in 3-D, facilitate a better understanding of where sources of contamination may exist, and to help identify where and how contamination may be migrating. This process is most useful if the end result provides a conceptual site model that is more objective (i.e., and therefore less subjective), based on multiple data sets, and relatively easy to understand by different project stakeholders. To this end, Aestus has adapted an approach developed by the Canadian mining industry called the "Common Earth Model" defined as the following by McGuaghey, J. (2006):

> *"An explicit, quantitative model of the earth consistent with all data, testable by drilling, and subject to editing and refinement as the collection of new data proceeds. As a quantitative distillation of everything our data have to tell us about the earth, a common earth model is a requirement for maximizing the value we obtain from our large investment in data collection."*

Our adaptation of this approach for use in the environmental industry is effectively to get all available and geospatially relevant data into one place so that it can be viewed together rather than in separate pieces. For the 690 Saint Paul Street Site, this included assembling Aestus' geophysical data, monitoring well data, soil boring data (including PID data), indoor air quality data, utility line data, UST location data, etc. and posting these data onto our 2-D GeoTrax Survey™ images and also including as much of this information as practical into our 3-D visualization software. Aestus uses Rockworks™ as our standard approach for 3-D visualization and sometimes uses Earthvision® for development of a solid 3-D model; if data density warrants this approach and our clients' budgets support it.

As a corollary to the above definition of Common Earth Model, it is important to note that organizations using this approach have learned not to arbitrarily discard one or more particular data sets when these data do not appear to agree to other data sets. This happens frequently in the environmental industry when multiple consulting firms work on a particular site over a period of years or decades and were not directly involved in the collection of each data set. Seasoned Common Earth Model users have learned empirically to investigate further when two or more data sets do not agree at a specific location at a site. The probability is high that such further investigation will result in gaining useful knowledge about the site.

© 2010 Aestus, LLC

4.2.2 Historical Site Data Posting

The first step in Aestus' interpretation process was to generate a Common Earth Model for the 690 Saint Paul Street Site which facilitated calibration of our GeoTrax Survey™ electrical resistivity data/images against known conditions at discrete points (e.g., monitoring wells), where possible. Aestus reviewed available 690 Saint Paul Street Site data provided by LaBella, and determined that some monitoring well and soil boring data exists near Aestus' survey locations at the 690 Saint Paul Street Site. Such data was used for correlating the resistivity ranges detected by the GeoTrax Surveys™ to the site geology, groundwater quality, presence of contamination, etc. Specifically, Aestus posted existing nearby monitoring well locations and site characterization data onto the survey images (see Figures 2 through 7). By superimposing all of these data sets together graphically on each survey image, the reader can better understand the character and makeup of the subsurface. The data posted includes:

- ✓ Location, depth, and screened intervals of existing monitoring wells, if known (data provided by LaBella)
- ✓ Fluid level measurement data (provided by LaBella)
- ✓ Soil sample data (provided by LaBella)
- ✓ Groundwater quality data (provided by LaBella)
- ✓ Test pit data (provided by LaBella)
- ✓ 690 Saint Paul Street Site features (e.g. buildings, utilities, former UST locations, etc.)

It should be noted that the monitoring well locations posted in our 3-D model are based on land survey data collected by LaBella.

4.2.3 Develop Color Contouring Scheme for Resistivity Data

Upon completion of the data processing work discussed in Section 3.1 of this report, the resistivity data set was fixed and was not modified from that point forward. However, Aestus did modify the color contouring scheme used to effectively contour these data (i.e., show various ranges of resistivities detected at the site using different colors) to allow us and our clients to better understand what the data means. The color modification process is similar to re-contouring a topographic map (i.e., the elevation points never change, but the color contour interval is altered to produce different maps highlighting various features or range of resistivities).

Upon posting of all available confirmation boring and nearby monitoring well data to our survey images and comparing these data to our survey data visualized in multiple color contouring schemes, a relatively clear and consistent trend was evident for the 690 Saint Paul Street Site data. Aestus developed one custom color contouring scheme which correlated as follows with the majority of the Common Earth Model data and highlights both electrically conductive and resistive anomalous zones (shown graphically below and also contained in the Figures section of this report):

© 2010 Aestus, LLC

Custom (Site Specific) Color Contouring Scheme

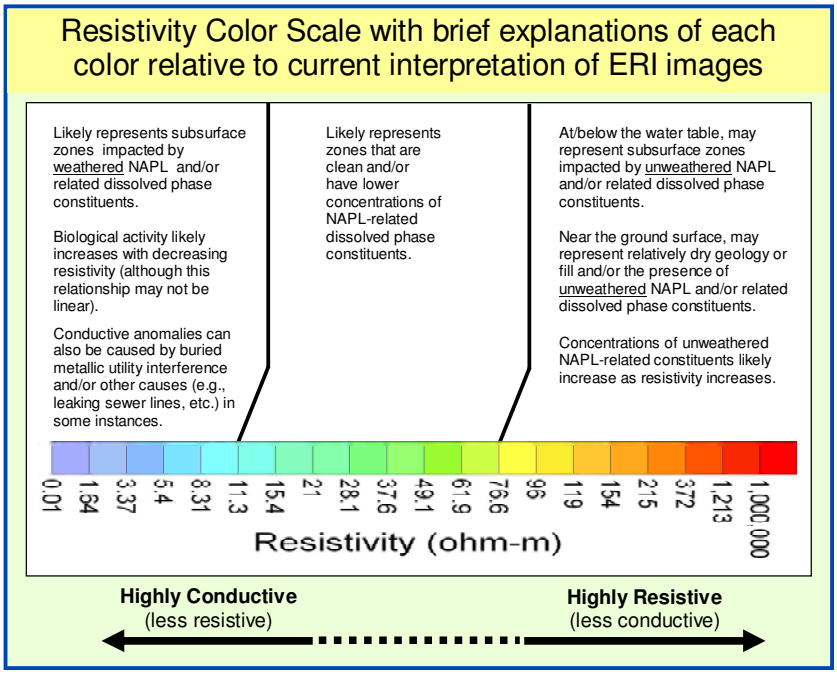

As shown in the custom color contouring scheme resistivity scale above (see larger version of this resistivity scale on Figure LS-2 in the Legend and Symbols section of the Figures accompanying this report), Aestus interprets the more resistive areas (yellow, orange and red zones) in the images to be representative of the presence of anomalies that are likely consistent with the presence of unweathered hydrocarbon and/or chlorinated solvent related constituents, particularly those at/below the water table. The concentration of unweathered hydrocarbon and/or chlorinated solvent related constituents likely increases as the resistivity increases. Resistive anomalies may also be caused by variability in geology (e.g., grain size) and/or moisture content, particularly near the ground surface.

Mid-range areas (green and blue-green zones) appear to represent background geology with little or no hydrocarbon and/or chlorinated solvent related contamination present.

The less resistive (i.e., highly conductive purple and blue zones) areas most likely represent zones that have been impacted by weathered hydrocarbon and/or chlorinated solvent related constituents. Metallic objects/pipes present can also cause highly conductive anomalies. If present, the concentration of hydrocarbon and/or chlorinated solvent related constituents likely increases as the resistivity decreases. However, this relationship may not be linear due to the effects of biological activity and/or dechloronization in the subsurface (see discussion in technical papers contained in Appendices B and C, respectively).

General and specific interpretations and related references to examples in the data set are provided in the following section of this report.

© 2010 Aestus, LLC

5.0 CONCLUSIONS

In summary, Aestus believes that our GeoTrax Survey™ technology worked very well at the 690 Saint Paul Street Site to achieve the project objectives at this stage in the project, which include locating subsurface anomalies that may require focused additional investigation via direct sampling, and assisting LaBella with identifying the extent and potential flowpaths of hydrocarbon and chlorinated solvent related constituents.

Aestus offers the below conclusions as a result of reviewing our Common Earth Model data set including 2-D survey images (with historical drilling investigation data posted) and 3-D perspective views of the combined data set generated using Rockworks™ 3-D modeling software. These conclusions are subject to revision based on any follow up drilling/sampling data from anomalous locations detected by Aestus. As with all environmental assessments, these conclusions are reached with a certain acceptable degree of uncertainty, due to the possibility that relevant subsurface conditions may exist beyond the scope of this geophysical investigation.

5.1 General Conclusions

Aestus offers the following general conclusions regarding the combined data sets (i.e., geophysical and historical drilling/sampling data). More specific conclusions for each image are discussed in Section 5.2 and are shown graphically on Figures 2 through 7.

- ✓ Aestus detected both electrically conductive (i.e., low resistivity) and electrically resistive (i.e., high resistivity) anomalies within the subsurface at the 690 Saint Paul Street Site. The presence of both electrically resistive anomalies (typically representative of unweathered hydrocarbon and/or chlorinated solvent related constituents) and electrically conductive anomalies (often representative of weathered hydrocarbon and/or chlorinated solvent related constituents) suggests releases may potentially have been occurring over time. It should also be noted that such anomalies could be representative of geologic features, underground utilities, leakage from underground utilities (e.g., sewage) or subsurface structures.
- ✓ Most of the resistive anomalies identified at the site are located to the Northeast of Building 14B near the area where remedial excavation has been completed and a playground now exists (see green dashed circle on Figure 8). Logs from several of the test pits in the shallow subsurface of this area show elevated PID readings which may indicate that some impacts persist despite remedial efforts (see test pits 2 and 5 on Image ROC-04, Figure 5). Starting at about 15 feet BGS, image ROC-04 (Figure 5) shows resistive anomalies with higher resistivity values than anomalies in the shallow subsurface which may indicate residual source zones of hydrocarbon and/or chlorinated solvent related constituents.
- ✓ To the Northwest of Building 14B, parallel to St. Paul Street, surveys ROC-02 and ROC-03 (Figures 3 and 4, respectively) show areas that are consistently more electrically conductive than other areas surveyed at the site. These conductive areas may represent zones of saturated, weathered dolomite. However, the detected resistivity values in this area are typically 1 ohm-meter or less which is abnormally conductive and indicates the potential presence of weathered hydrocarbon and/or chlorinated solvent related constituents. It is also possible that

© 2010 Aestus, LLC

these anomalies are caused by sewage related contamination from nearby sanitary sewer lines which could have leaked.

- Images ROC-05 and ROC-06 (Figures 6 and 7, respectively), which ran through the hallway of Buildings 14 and 16A, show several electrically conductive and resistive anomalies.
- Figure 11 shows a modeled water table from data collected on January 29, 2009 along with the GeoTrax Surveys™ in 3D. Most of the highly resistive anomalies, which likely indicate unweathered hydrocarbon and/or chlorinated solvent related constituents, are below the water table. The resistive anomalies below the water table may reflect chlorinated solvent related constituents, or zones of competent dolomite. From what is known currently from available boring logs and test pits, the dolomite at the site is highly weathered which decreases the probability that the resistive anomalies represent only clean geology.

5.2 Specific Conclusions

Aestus offers the following specific conclusions regarding the combined data sets (i.e., geophysical and historical drilling/sampling data. Because the 690 Saint Paul Street Site and resulting survey images are complex, not all anomalous zones are discussed.

- ROC-01 (see Figure 2) has electrically resistive anomalies present in the general vicinity of existing monitoring well BW-4, which has previously indicated the presence of benzene and solvents dissolved in groundwater at concentrations above regulatory limits. Although this well is not located exactly coincident with our GeoTrax Survey™ line, these data could suggest a correlation between resistive anomalies and the presence of hydrocarbon and/or chlorinated solvent related constituents
- ROC-02 (see Figure 3) shows a large vertical resistive anomaly starting at about 100 feet laterally along the image. This anomaly is quite suspicious, and likely represents impact by hydrocarbon and/or chlorinated solvent related constituents. This anomaly corresponds with the location of a traffic utility junction box at ground surface. It is possible that contaminant migration through utility corridors is responsible for this anomaly.
- ROC-03 (see Figure 4) shows two resistive anomalies in close proximity to two manholes at the ground surface. These anomalies may be caused by construction of the manholes and/or may represent an area of potential preferential contaminant migration.
- On survey ROC-05 (see Figure 6) there is an extremely resistive scallop-shaped anomaly that appears between about 40 and 90 feet along the image. The resistivity value of this anomaly may be exaggerated due to the strong conductive zone located just above the resistive anomaly. It is possible that hydrocarbon and/or chlorinated solvent related constituents may be the primary cause of the conductive and/or resistive anomalies.

The following section of this report provides recommendations based on the aggregate data set and the above conclusions.

© 2010 Aestus, LLC

6.0 RECOMMENDATIONS

This section provides Aestus' recommendations moving forward, based on the results and conclusions developed from our work.

6.1 3-D Model Review

In order to fully understand the GeoTrax Survey™ data collected and visualize it in a robust manner in 3-D, Aestus recommends that the reader use the provided free 3-D model viewer to look at these areas more closely on-screen and from different perspectives as screen captures from the 3D model of the site (i.e. imported into Figures 8 through 11) do not provide as complete of an understanding of the available site data and the resolution of these hardcopy figures is lower than reviewing the model on a computer monitor screen.

6.2 Follow-up Confirmation Boring Program

Based on initial interpretations of the Common Earth Model data contained in this report, it appears to Aestus that this investigation may not have located the lateral extent of subsurface impacts at the 690 Saint Paul Street Site. Furthermore, it appears that contaminant distribution in the subsurface is likely complex at this site. Follow-up confirmatory soil borings and monitoring wells will help to refine the results of this study and determine whether some or all of the anomalies are caused by geologic conditions, presence of utilities, potential leakage from utilities, and/or the presence of hydrocarbon and/or chlorinated related impacts.

Therefore, Aestus recommends that LaBella perform (as appropriate) a focused confirmation drilling/sampling program to confirm the composition of the types of geophysical anomalies detected at various locations across the 690 Saint Paul Street Site. The power and economy of the GeoTrax Survey™ technology is further increased once the cause of various anomaly types is confirmed via such drilling/sampling. At that point extrapolated conclusions regarding other anomalous areas of the 690 Saint Paul Street Site can be made with a relatively high level of confidence without having to drill every single anomalous zone detected.

Ideally drilling confirmation borings should be performed as soon as possible so that potential changes in site conditions are minimized. Aestus recommends that these borings be completed as monitoring wells such that the presence/absence and levels of hydrocarbon and/or chlorinated solvent related constituents can be better quantified. Aestus has provided suggested confirmation boring locations as shown in plan view on Figure 1C and on the 2-D survey images in Figures 2 through 7. Specific locations of these proposed confirmation borings are summarized in Table 5. Careful attention should be paid to well screen interval selection as most of the wells on the site currently have submerged well screens which make confirmation of the presence of free-phase LNAPL more difficult.

It is critical that confirmation borings/wells be installed exactly on the alignment of our survey lines whenever possible so that drilling data can be directly correlated to geophysical data from a geospatial perspective. This is particularly important on complex sites such as the 690 Saint Paul Street Site where subsurface conditions likely change even within a few feet in some cases. To assist in properly locating confirmation drilling locations, Aestus has provided geospatial data relative to our survey line endpoint locations in Tables 3 and 4 and

© 2010 Aestus, LLC

our field notes contained in Appendix A. Select site photos in Figures 12 through 14 and the entire set of site photos (contained on CD-ROM included with hardcopy version of this report) can also be used to field locate confirmation borings.

6.3 Sampling Methodology and Analyte Selection

It is important in Aestus' experience that LaBella carefully consider sampling methodology and analyte selection during work plan development/modifications for confirmation drilling. Sampling methodology is critical to be able to effectively collect samples/measurements at the target anomaly depths identified by the geophysical work. Additionally, if analytes are selected to only screen for hydrocarbon and/or chlorinated solvent related constituents, then it is important to understand that the cause of anomalies detected may not be identified if for instance they are being caused by the presence of sewage, heavy metals, and/or other contamination.

Because Aestus' technology sees all subsurface features together and was never designed to be a quantitative analytical tool that can automatically screen for one compound or family of compounds, it may be prudent at sites such as the 690 Saint Paul Street Site to consider testing for a wider range of analytes to be able to develop a stronger conceptual site model using the collective geophysical and analytical data sets. It is also important to log geology/lithology during drilling such that we collectively better understand the effects of geology/hydrogeology on contaminant migration pathways at the 690 Saint Paul Street Site.

6.4 Updates to Common Earth Model and Aestus Involvement

As discussed in Section 4.2.1 the first part of the definition of the Common Earth Model is:

> *"An explicit, quantitative model of the earth consistent with all data, testable by drilling, and subject to editing and refinement as the collection of new data proceeds.*

Therefore, Aestus recommends that LaBella provide the results of confirmation drilling and other site investigation tasks to Aestus, so we can update our Common Earth Model components (i.e., 2-D images and 3-D model) and refine our interpretations as appropriate based on these results to further improve the conceptual site model and overall understanding of site issues in the subsurface.

© 2010 Aestus, LLC

TABLES

Table 1
Electrode Spacing, Survey Line Length, and Survey Depth
690 Saint Paul Street Site
Rochester, New York

Survey ID	Electrode Spacing (m)	Survey Line Length (ft)	Image Depth (ft)
ROC-01	1	180	36
ROC-02	1	180	36
ROC-03	1	180	36
ROC-04	0.85	153	31
ROC-05	1	180	36
ROC-06	1	180	36

Aestus, LLC

Table 2
GeoTrax Survey™ End Point Locations
690 Saint Paul Street Site
Rochester, New York

Survey ID	Coordinate System	Electrode 1			Electrode 56		
		Northing	Easting	Elevation (ft)	Northing	Easting	Elevation (ft)
ROC-01	NYSP West	1155989.64	1405989.48	490.11	1156129.26	1405876.83	489.99
ROC-02	NYSP West	1155913.67	1405867.62	494.22	1156053.20	1405753.29	493.39
ROC-03	NYSP West	1155842.57	1405925.71	494.72	1155982.15	1405811.42	493.70
ROC-04	NYSP West	1156038.57	1405922.12	493.80	1156135.25	1406040.72	492.82
ROC-05	NYSP West	1155940.99	1405943.03	490.17	1156056.09	1406081.57	490.14
ROC-06	NYSP West	1155889.91	1405879.05	486.08	1156003.61	1406018.76	490.14

Note:
Survey data collected on 9/25/09 , 9/28/09 & 9/29/09 at 690 St. Paul Street by LaBella personnel
using a Trimble S6 Total Station. BW's and MW's elevations were improved by collecting with Trimble Digital Level.
Elevation conversion was made using Corpscon software utilizing the coordinates of a central point of the project.

Aestus, LLC

Table 3
Distance Along Survey Line from Electrode No. 1 (0.85 m Spacing)
690 Saint Paul Street Site
Rochester, New York

0.85 meter spacing					
Electrode	***Meters***	***Feet***	***Electrode***	***Meters***	***Feet***
1	0.00	0	**29**	23.80	78
2	0.85	3	**30**	24.65	81
3	1.70	6	**31**	25.50	84
4	2.55	8	**32**	26.35	86
5	3.40	11	**33**	27.20	89
6	4.25	14	**34**	28.05	92
7	5.10	17	**35**	28.90	95
8	5.95	20	**36**	29.75	98
9	6.80	22	**37**	30.60	100
10	7.65	25	**38**	31.45	103
11	8.50	28	**39**	32.30	106
12	9.35	31	**40**	33.15	109
13	10.20	33	**41**	34.00	112
14	11.05	36	**42**	34.85	114
15	11.90	39	**43**	35.70	117
16	12.75	42	**44**	36.55	120
17	13.60	45	**45**	37.40	123
18	14.45	47	**46**	38.25	125
19	15.30	50	**47**	39.10	128
20	16.15	53	**48**	39.95	131
21	17.00	56	**49**	40.80	134
22	17.85	59	**50**	41.65	137
23	18.70	61	**51**	42.50	139
24	19.55	64	**52**	43.35	142
25	20.40	67	**53**	44.20	145
26	21.25	70	**54**	45.05	148
27	22.10	73	**55**	45.90	151
28	22.95	75	**56**	46.75	153

NOTE: Survey ROC-04 had a 0.85 meter electrode spacing.

Aestus, LLC

Table 4
Distance Along Survey Line from Electrode No. 1 (1.0 m Spacing)
690 Saint Paul Street Site
Rochester, New York

1.0 meter spacing					
Electrode	***Meters***	***Feet***	***Electrode***	***Meters***	***Feet***
1	0.00	0	**29**	28.00	92
2	1.00	3	**30**	29.00	95
3	2.00	7	**31**	30.00	98
4	3.00	10	**32**	31.00	102
5	4.00	13	**33**	32.00	105
6	5.00	16	**34**	33.00	108
7	6.00	20	**35**	34.00	112
8	7.00	23	**36**	35.00	115
9	8.00	26	**37**	36.00	118
10	9.00	30	**38**	37.00	121
11	10.00	33	**39**	38.00	125
12	11.00	36	**40**	39.00	128
13	12.00	39	**41**	40.00	131
14	13.00	43	**42**	41.00	135
15	14.00	46	**43**	42.00	138
16	15.00	49	**44**	43.00	141
17	16.00	52	**45**	44.00	144
18	17.00	56	**46**	45.00	148
19	18.00	59	**47**	46.00	151
20	19.00	62	**48**	47.00	154
21	20.00	66	**49**	48.00	157
22	21.00	69	**50**	49.00	161
23	22.00	72	**51**	50.00	164
24	23.00	75	**52**	51.00	167
25	24.00	79	**53**	52.00	171
26	25.00	82	**54**	53.00	174
27	26.00	85	**55**	54.00	177
28	27.00	89	**56**	55.00	180

NOTE: Surveys ROC-01 through ROC-03 and ROC-05 and ROC-06 had a 1.0 meter electrode spacing.

Aestus, LLC

Table 5
Confirmation Boring Locations Suggested by Aestus, LLC[1]
for Calibration of GeoTrax SurveyTM ERI Data to Site Conditions
690 Saint Paul Street Site
Rochester, New York

Aestus, LLC's Suggested Prioritization of Borings	Confirmation Boring No.	GeoTrax Survey™ ID	Confirmation Boring Distance from Electrode No. 1 (feet)	Confirmation Boring Distance from Electrode No. 56 (feet)	Suggested Boring Depth (Screen Interval TBD in Field) (feet BGS) (See Figures 2B-7B)	Target Anomaly Type (See Figures 2B-7B)
9	CB/MW-1A	ROC-01	117.0	63.0	27	Resistive
5	CB/MW-1B	ROC-01	145.0	35.0	28	Highly Conductive
4	CB/MW-2A	ROC-02	109.0	71.0	23	Extremely Resistive
7	CB/MW-3A	ROC-03	25.0	155.0	11	Resistive
6	CB/MW-3B	ROC-03	121.0	59.0	29	Conductive/Resistive
3	CB/MW-4A	ROC-04	64.0	89.0	28	Highly Resistive
1	CB/MW-4B	ROC-04	124.0	29.0	28	Conductive/ Highly Resistive
8	CB/MW-5A	ROC-05	67.0	113.0	29	Extremely Conductive/Resistive
2	CB/MW-5B	ROC-05	115.0	65.0	29	Highly Resistive
11	CB/MW-6A	ROC-06	50.0	130.0	28	Highly Resistive
10	CB/MW-6B	ROC-06	87.0	93.0	24	Extremely Conductive

NOTES:

1. Aestus recommends the above confirmation boring locations selected to confirm composition and presence/absence of contamination in the various types of electrical anomalies encountered at the site.

2. Drilling Methodology: Aestus recommends the following for achieving overall project success:

- It is critical that confirmation borings be installed directly along the GeoTrax Survey™ alignment, particularly because some of targeted anomalies are very narrow.
- Continuous core sampling and detailed logging of cores noting soil type, moisture content, PID, etc.
- Use dual tube direct push techniques if soil conditions don't allow an open borehole to remain when using Macrocore techniques
- Completion of boreholes as monitoring wells if possible

3. Sample Analysis: Aestus recommends the following analytes to be included during sampling at a minimum:

- Collect pH/Conductivity/Temp of groundwater samples if possible
- Full VOC suite for groundwater and soil samples (if collected)
- Major Ions (groundwater)

FIGURES



Aestus, LLC
1.888.GEO.TRAX
www.aestusllc.com

4177 Route 2
Troy, NY 12180

2605 Dotsero Court
Loveland, CO 80538

1624 W. University Ave.
Stillwater, OK 74074

Scale:	NTS unless specified
Drawn By:	MAS
Approved By:	SWM
Date:	02-17-10
Project No.:	9-106-06

GeoTrax Survey™ Investigation Results
690 Saint Paul Street Site
Rochester, New York

Prepared for LABELLA Associates, P.C.

FIGURE

TP

© 2010 Aestus, LLC

Legend and Symbols

(for reference when reviewing all Figures)

Electrode 1 — Electrode 56

ROC-01

GeoTrax Survey™ Orientation and Designation (scale is approximate)

Indicates the location where an electric utility line crosses a GeoTrax Survey™ line.

BW-3

Indicates the depth and screen interval of site monitoring wells.

BW-4

Indicates the depth and screen interval of site monitoring wells that are too far away from a GeoTrax Survey™ for direct correlation.

CB/MW-1A

Indicates Aestus' suggested confirmation boring/monitoring well location and depth.

Indicates groundwater sample collected from well screen interval.

08/09

Indicates most recent groundwater level per site monitoring well data.

Indicates concrete

Indicates grass

Indicates the location of a chain link fence.

Indicates the location of a fire hydrant.

Ⓜ

Indicates the location of a manhole.

Indicates the location of a storm drain.

Indicates various site features which are labeled accordingly on the figures.

Indicates the approximate location of site Test Pits. Locations based on measurements from site base maps provided by LaBella.

Indicates the approximate location of site soil borings. Locations based on measurements from site base maps provided by LaBella.

In the 3D Figures, indicates the casing (black) and screen (yellow) of wells located onsite. Wells with unknown screen intervals area all black.

Soil Sample Results

Well		MW-4R		
Date		06/09		
Parameters (mg/Kg)		Sample Depth (feet)		
	Standard	3.5-4.5'	6-7'	9-10'
Head-space reading	N/A	10	0	0
Benzene	0.02	<0.05	NS	<0.05
Toluene	2.09	ND	NS	ND
Ethylbenzene	17.23	ND	NS	ND

Analytical data from soil sample from a well or soil boring located within 15 feet of a GeoTrax Survey™ line.
Standards used are the NYSDEC TAGM 4046 Soil Clean Up Objective to Protect Groundwater Quality Cf40.

GW Sample Results

Well		MW-14	
Parameters (µg/L)		Sample Date	
	Standard	10/07	06/09
Benzene	10	4400	2300
Toluene	750	220	110
Ethylbenzene	750	1100	730

Analytical data from groundwater sample from a well or soil boring located within 15 feet of a GeoTrax Survey™ line.
Standards used are the New York State Part 703 Groundwater Standards and Guidance Values

General Notes:

1. *Locations of site features (e.g., utilities, wells, etc.) are approximate*

Aestus, LLC
1.888.GEO.TRAX
www.aestusllc.com

4177 Route 2
Troy, NY 12180

2605 Dotsero Court
Loveland, CO 80538

1624 W. University Ave.
Stillwater, OK 74074

Scale: NTS unless specified
Drawn By: MAS
Approved By: SWM
Date: 02-17-10
Project No.: 9-106-06

GeoTrax Survey™ Investigation Results
690 Saint Paul Street Site
Rochester, New York

Prepared for LABELLA Associates, P.C.

FIGURE

LS-1

(follows Title Page)

© 2010 Aestus, LLC

Interpretive Electrical Resistivity Scale Explanation

(for reference when reviewing Figures 2 through 7)

Resistivity Color Scale with brief explanations of each color relative to current interpretation of ERI images

Likely represents subsurface zones impacted by weathered NAPL and/or related dissolved phase constituents.

Biological activity likely increases with decreasing resistivity (although this relationship may not be linear).

Conductive anomalies can also be caused by buried metallic utility interference and/or other causes (e.g., leaking sewer lines, etc.) in some instances.

Likely represents zones that are clean and/or have lower concentrations of NAPL-related dissolved phase constituents.

At/below the water table, may represent subsurface zones impacted by unweathered NAPL and/or related dissolved phase constituents.

Near the ground surface, may represent relatively dry geology or fill and/or the presence of unweathered NAPL and/or related dissolved phase constituents.

Concentrations of unweathered NAPL-related constituents likely increase as resistivity increases.

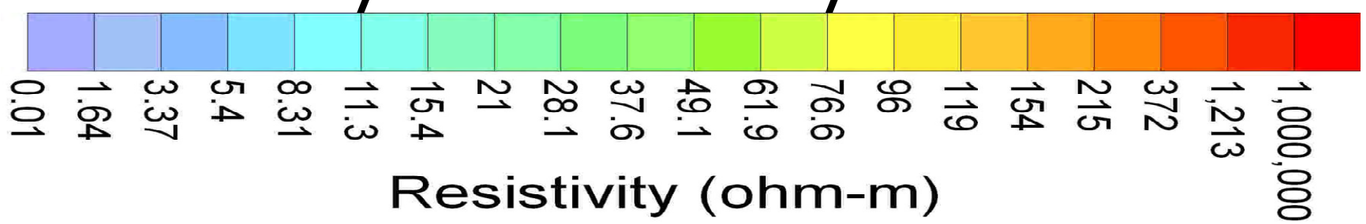

Highly Conductive (less resistive) ⟵ ⟶ **Highly Resistive** (less conductive)

Aestus, LLC
1.888.GEO.TRAX
www.aestusllc.com

4177 Route 2
Troy, NY 12180

2605 Dotsero Court
Loveland, CO 80538

1624 W. University Ave.
Stillwater, OK 74074

Scale:	NTS unless specified
Drawn By:	MAS
Approved By:	SWM
Date:	02-17-10
Project No.:	9-106-06

GeoTrax Survey™ Investigation Results
690 Saint Paul Street Site
Rochester, New York

Prepared for LABELLA Associates, P.C.

FIGURE

LS-2
(continued)

© 2010 Aestus, LLC

Feet

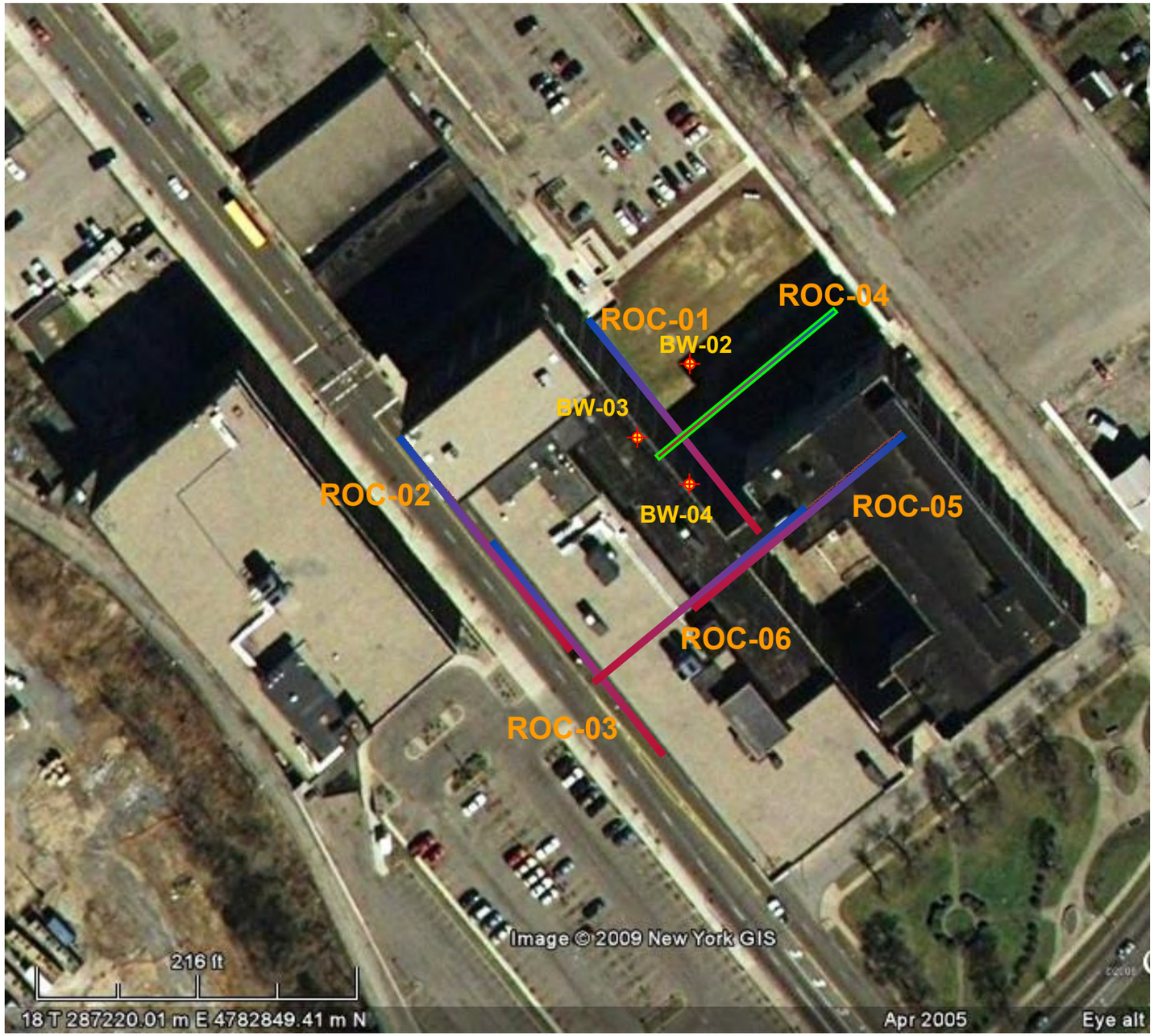

LEGEND:

Electrode 1 — Electrode 56

GeoTrax Survey™ Orientation and Designation

ROC-01

1.0 Meter Electrode Spacing (5 Surveys)
Survey Line ~ 180 feet Long
Image Depth ~ 36 feet

ROC-04

0.85 Meter Electrode Spacing (1 Surveys)
Survey Line ~ 153 feet Long
Image Depth ~ 31 feet

Existing Monitoring Well

N

0 50 100

feet

Reference: Aerial photo obtained from map from Google Earth.

Aestus, LLC
1.888.GEO.TRAX
www.aestusllc.com

4177 Route 2
Troy, NY 12180

2605 Dotsero Court
Loveland, CO 80538

1624 W. University Ave.
Stillwater, OK 74074

Scale:	NTS unless specified
Drawn By:	MAS
Approved By:	SWM
Date:	02-17-10
Project No.:	9-106-06

Plan View Map Showing Site Features
690 Saint Paul Street Site
Rochester, New York

Prepared for LABELLA Associates, P.C.

FIGURE

1A

© 2010 Aestus, LLC

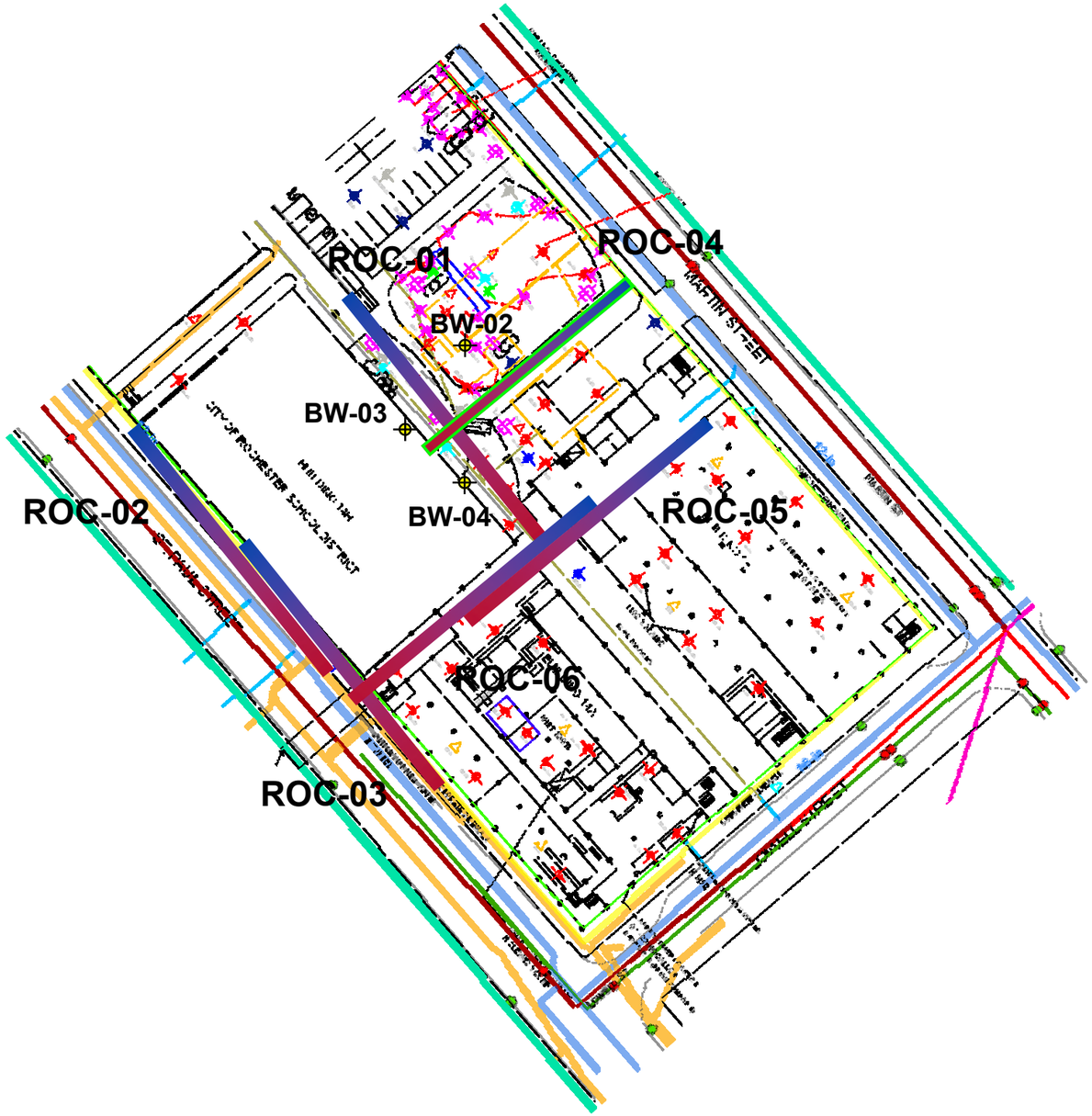

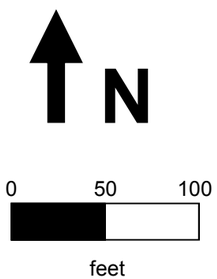

LEGEND:

Electrode 1 / Electrode 56 — GeoTrax Survey™ Orientation and Designation

ROC-01 — **1.0 Meter Electrode Spacing** (5 Surveys)
Survey Line ~ 180 feet Long
Image Depth ~ 36 feet

ROC-04 — **0.85 Meter Electrode Spacing** (1 Surveys)
Survey Line ~ 153 feet Long
Image Depth ~ 31 feet

Existing Monitoring Well

Utilities

- Project Parcel
- RG&E Gas
- RG&E Electric
- WATER MAIN
- WATER LATERAL

Sewer Mains

- COMBINATION
- SANITARY
- STORM
- TRUNK
- Storm Inlets
- Sewer Nodes

Reference: Basemap provided by LaBella Associates, P.C. for use by Aestus, LLC.

Aestus, LLC
1.888.GEO.TRAX
www.aestusllc.com

4177 Route 2
Troy, NY 12180

2605 Dotsero Court
Loveland, CO 80538

1624 W. University Ave.
Stillwater, OK 74074

Scale:	NTS unless specified
Drawn By:	MAS
Approved By:	SWM
Date:	02-17-10
Project No.:	9-106-06

Plan View Map Showing Utilities
690 Saint Paul Street Site
Rochester, New York

Prepared for LABELLA Associates, P.C.

FIGURE
1B

© 2010 Aestus, LLC

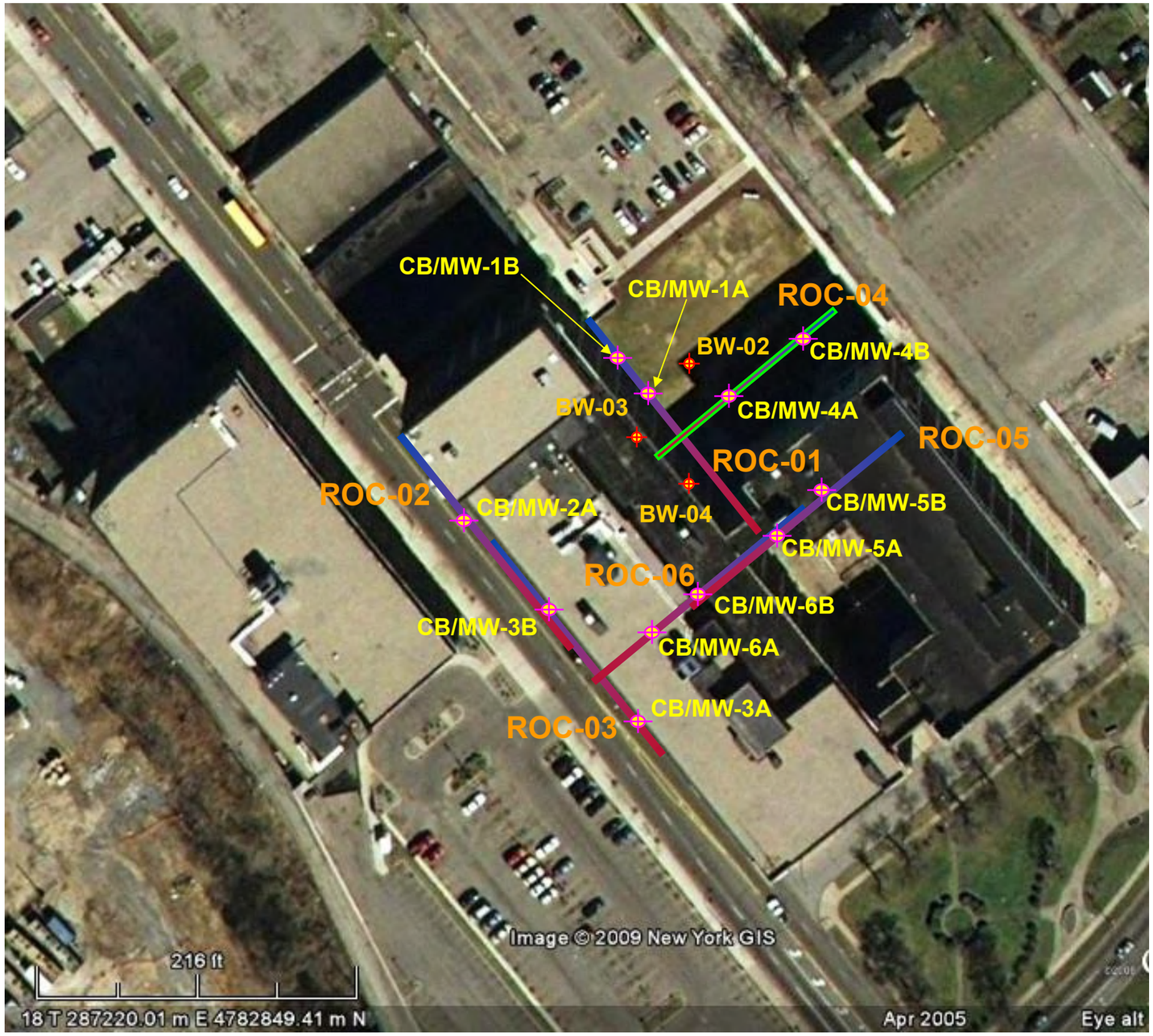

LEGEND:

Electrode 1 — Electrode 56

GeoTrax Survey™ Orientation and Designation

ROC-01

1.0 Meter Electrode Spacing (5 Surveys)
Survey Line ~ 180 feet Long
Image Depth ~ 36 feet

ROC-04

0.85 Meter Electrode Spacing (1 Surveys)
Survey Line ~ 153 feet Long
Image Depth ~ 31 feet

Aestus Suggested Confirmation Boring

Existing Monitoring Well

N

0 50 100

feet

Reference: Aerial photo obtained from map from Google Earth.

Aestus, LLC
1.888.GEO.TRAX
www.aestusllc.com

4177 Route 2
Troy, NY 12180

2605 Dotsero Court
Loveland, CO 80538

1624 W. University Ave.
Stillwater, OK 74074

Scale:	NTS unless specified
Drawn By:	MAS
Approved By:	SWM
Date:	02-17-10
Project No.:	9-106-06

Proposed Confirmation Boring Locations
690 Saint Paul Street Site
Rochester, New York

Prepared for LABELLA Associates, P.C.

FIGURE

1C

© 2010 Aestus, LLC

SITE DATA

Southeast Orientation of GeoTrax Survey™ ROC-01 (See Figure 1A) **Northwest**

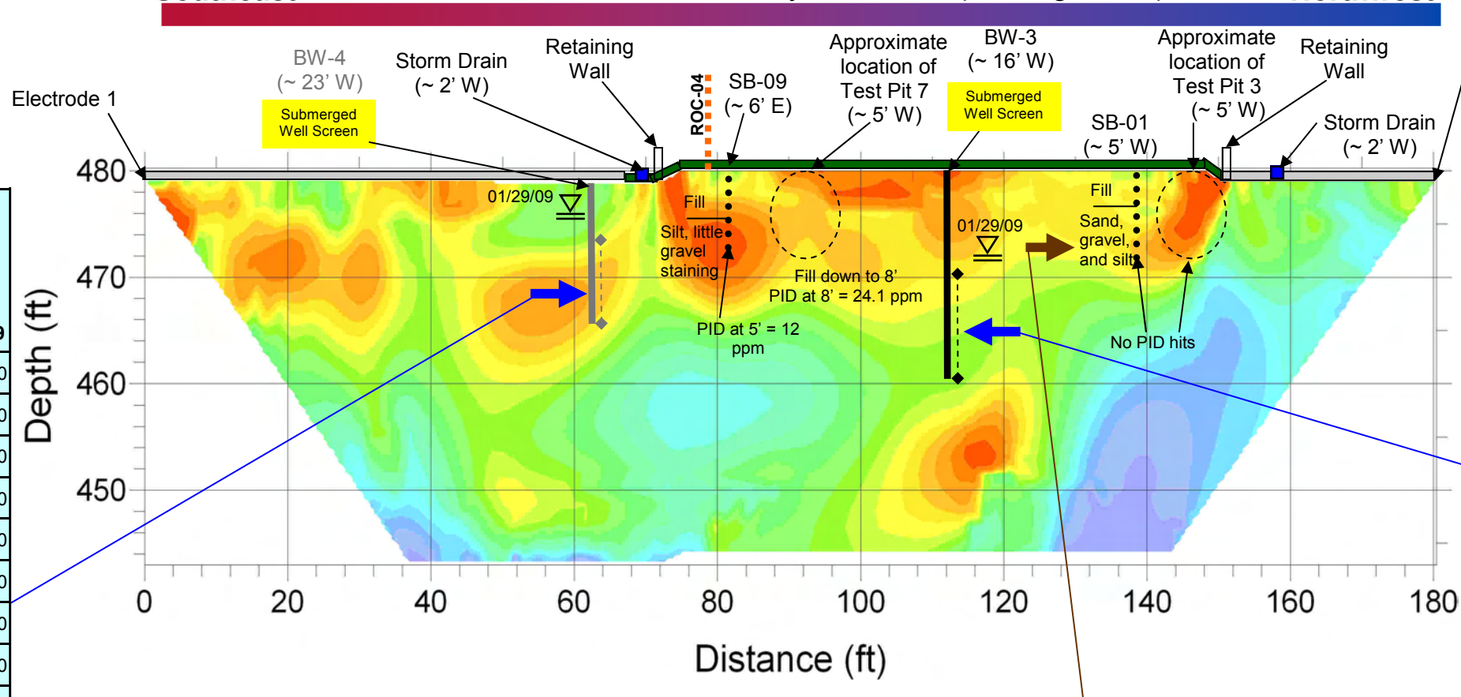

GW Sample Results

Well		BW-4	
Parameters (µg/L)		Sample Date	
	Standards	08/21/08	01/29/09
Benzene	0.7	**5.22**	ND <7.00
1,2,4 Trimethylbenzene	5	ND <5.00	ND <50.0
1,3,5 Trimethylbenzene	5	ND <5.00	ND <50.0
Ethylbenzene	5	4.10	ND <50.0
Toluene	5	2.05	ND <50.0
Naphthalene	10	ND <5.00	ND <50.0
m,p-Xylene	5	3.68	ND <50.0
o-Xylene	5	ND <2.00	ND <50.0
1,1-Dichloroethane	5	**6.43**	ND <20.0
1,1-Dichloroethene	5	**27.1**	ND <20.0
cis-1,2-Dichloroethene	5	**1,830 E**	**2,170**
trans-1,2-Dichloroethene	5	**25.4**	ND <20.0
Trichloroethene (TCE)	5	**2,270 E**	**1,940**
Vinyl Chloride	2	**1,080 E**	**571**

GW Sample Results

Well		BW-3	
Parameters (µg/L)		Sample Date	
	Standards	08/21/08	01/29/09
Benzene	0.7	**2.85**	**3.27**
1,2,4 Trimethylbenzene	5	ND <5.00	ND <5.00
1,3,5 Trimethylbenzene	5	ND <5.00	ND <5.00
Ethylbenzene	5	ND <5.00	ND <5.00
Toluene	5	ND <2.00	ND <5.00
Naphthalene	10	ND <5.00	ND <5.00
m,p-Xylene	5	**5.32**	ND <5.00
o-Xylene	5	ND <2.00	ND <5.00
1,1-Dichloroethane	5	3.08	2.80
1,1-Dichloroethene	5	ND <2.00	ND <2.00
cis-1,2-Dichloroethene	5	**15.4**	**6.22**
trans-1,2-Dichloroethene	5	ND <2.00	ND <2.00
Trichloroethene (TCE)	5	**7.52**	ND <2.00
Vinyl Chloride	2	**21.30**	**7.4**

Soil Sample Results

Well		SB-1
Parameters (µg/L)		Sample Depth
	Standards	6-8'
sec-Butylbenzene	4,400	ND < 130
p-Isopropyltoluene	4,400	ND < 648
1,2,4-Trimethylbenzene	5,200	489
1,3,5-Trimethylbenzene	1,320	325
m,p-Xylene	not to exceed 480	**5,630**
Total Xylenes		**5,630**
Total VOCs	10,000	6,444

Image/Data Interpretation Notes:

1. For this FINAL Report, Aestus' initial interpretations are provided using the "Interpretive Resistivity Scale" shown on the Legends and Symbols page. These interpretations will be revised and/or refined as appropriate based on confirmation boring data.

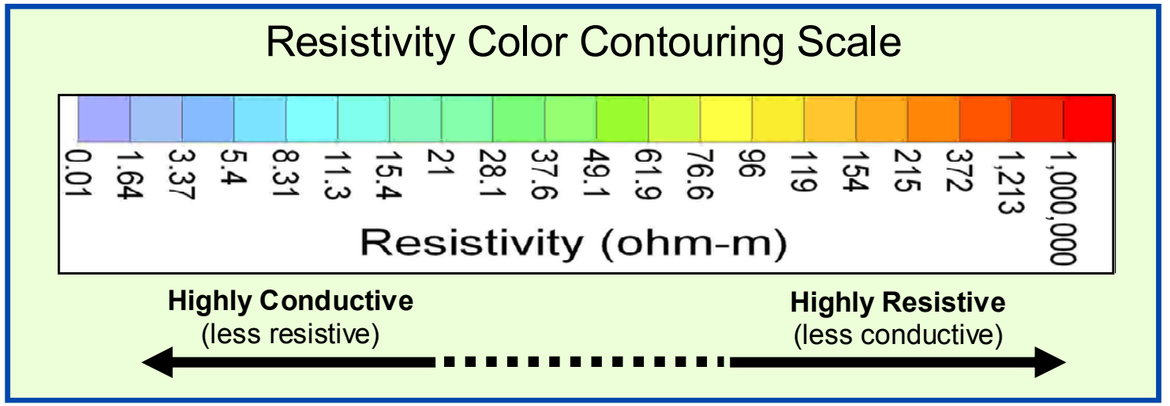

Topographic Correction Performed Based on Topo Estimation by Aestus Field Crew

Aestus, LLC
1.888.GEO.TRAX
www.aestusllc.com

4177 Route 2
Troy, NY 12180

2605 Dotsero Court
Loveland, CO 80538

1624 W. University Ave.
Stillwater, OK 74074

Scale:	NTS unless specified
Drawn By:	MAS
Approved By:	SWM
Date:	02-17-10
Project No.:	9-106-06

GeoTrax Survey™ Investigation Results
690 Saint Paul Street Site
Rochester, New York

COMMON EARTH MODEL DATA COMPILATION

Prepared for LABELLA Associates, P.C.

FIGURE
2

© 2010 Aestus, LLC

SITE DATA

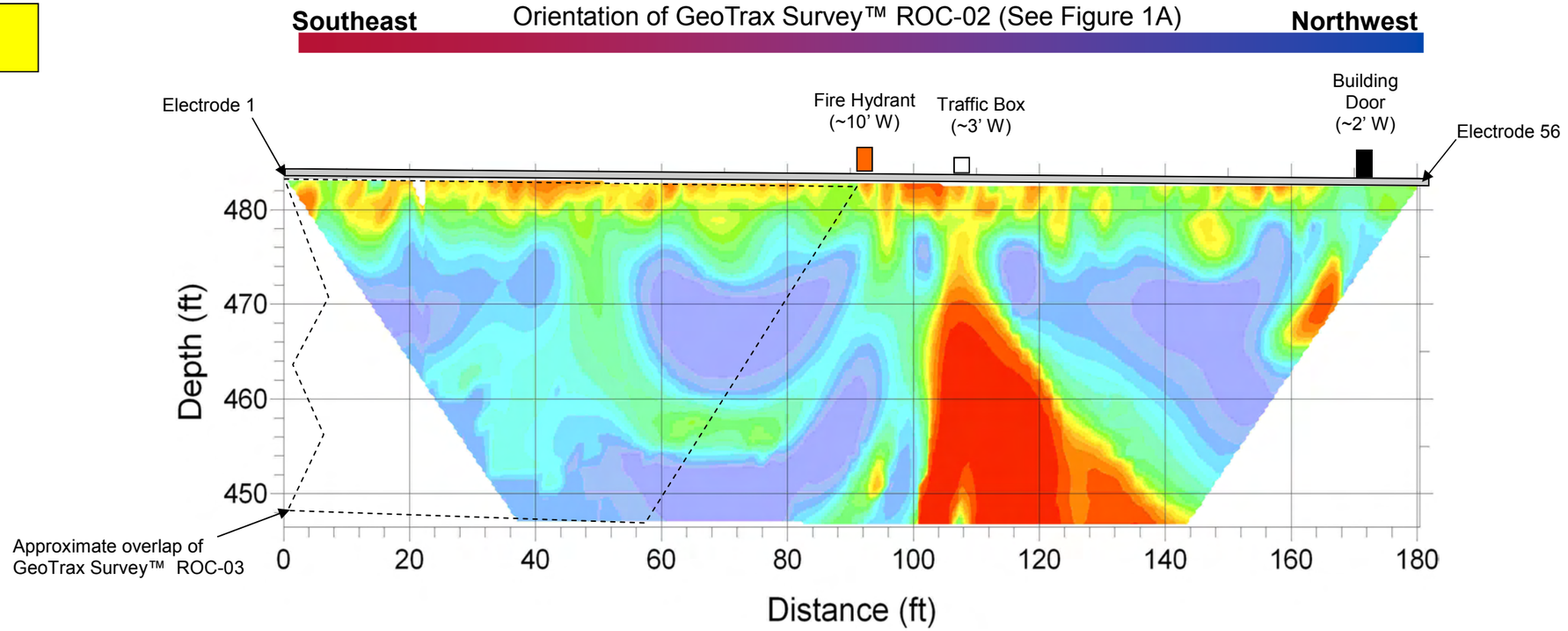

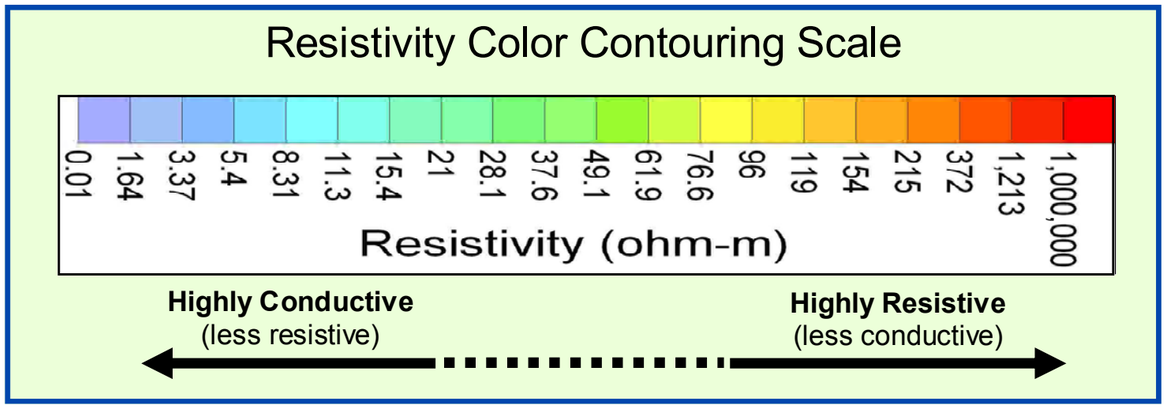

Image/Data Interpretation Notes:

1. For this FINAL Report, Aestus' initial interpretations are provided using the "Interpretive Resistivity Scale" shown on the Legends and Symbols page. These interpretations will be revised and/or refined as appropriate based on confirmation boring data.

Topographic Correction Performed Based on Topo Estimation by Aestus Field Crew

Aestus, LLC
1.888.GEO.TRAX
www.aestusllc.com

4177 Route 2
Troy, NY 12180

2605 Dotsero Court
Loveland, CO 80538

1624 W. University Ave.
Stillwater, OK 74074

Scale:	NTS unless specified
Drawn By:	MAS
Approved By:	SWM
Date:	02-17-10
Project No.:	9-106-06

GeoTrax Survey™ Investigation Results
690 Saint Paul Street Site
Rochester, New York

COMMON EARTH MODEL DATA COMPILATION

Prepared for LABELLA Associates, P.C.

FIGURE
3

© 2010 Aestus, LLC

SITE DATA

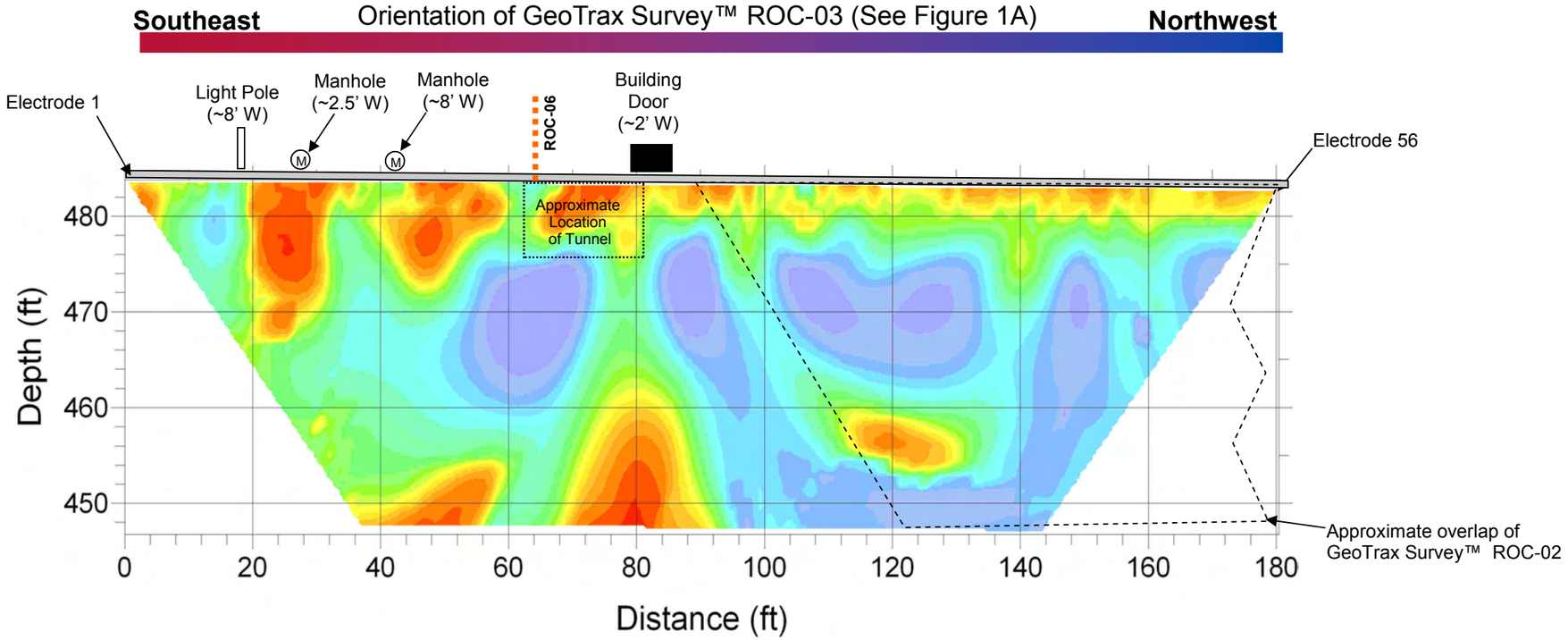

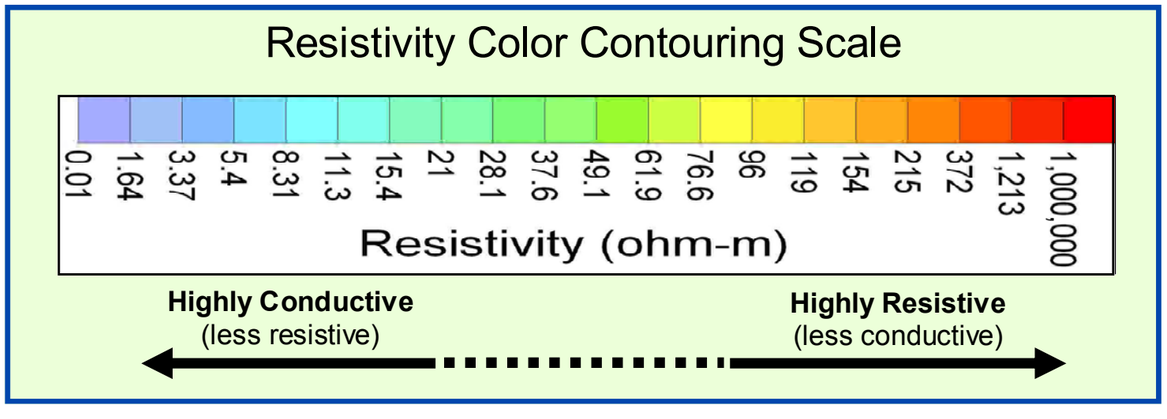

Image/Data Interpretation Notes:

1. For this FINAL Report, Aestus' initial interpretations are provided using the "Interpretive Resistivity Scale" shown on the Legends and Symbols page. These interpretations will be revised and/or refined as appropriate based on confirmation boring data.

Topographic Correction Performed Based on Topo Estimation by Aestus Field Crew

Aestus, LLC
1.888.GEO.TRAX
www.aestusllc.com

4177 Route 2
Troy, NY 12180

2605 Dotsero Court
Loveland, CO 80538

1624 W. University Ave.
Stillwater, OK 74074

Scale:	NTS unless specified
Drawn By:	MAS
Approved By:	SWM
Date:	02-17-10
Project No.:	9-106-06

GeoTrax Survey™ Investigation Results
690 Saint Paul Street Site
Rochester, New York

COMMON EARTH MODEL DATA COMPILATION

Prepared for LABELLA Associates, P.C.

FIGURE
4

© 2010 Aestus, LLC

SITE DATA

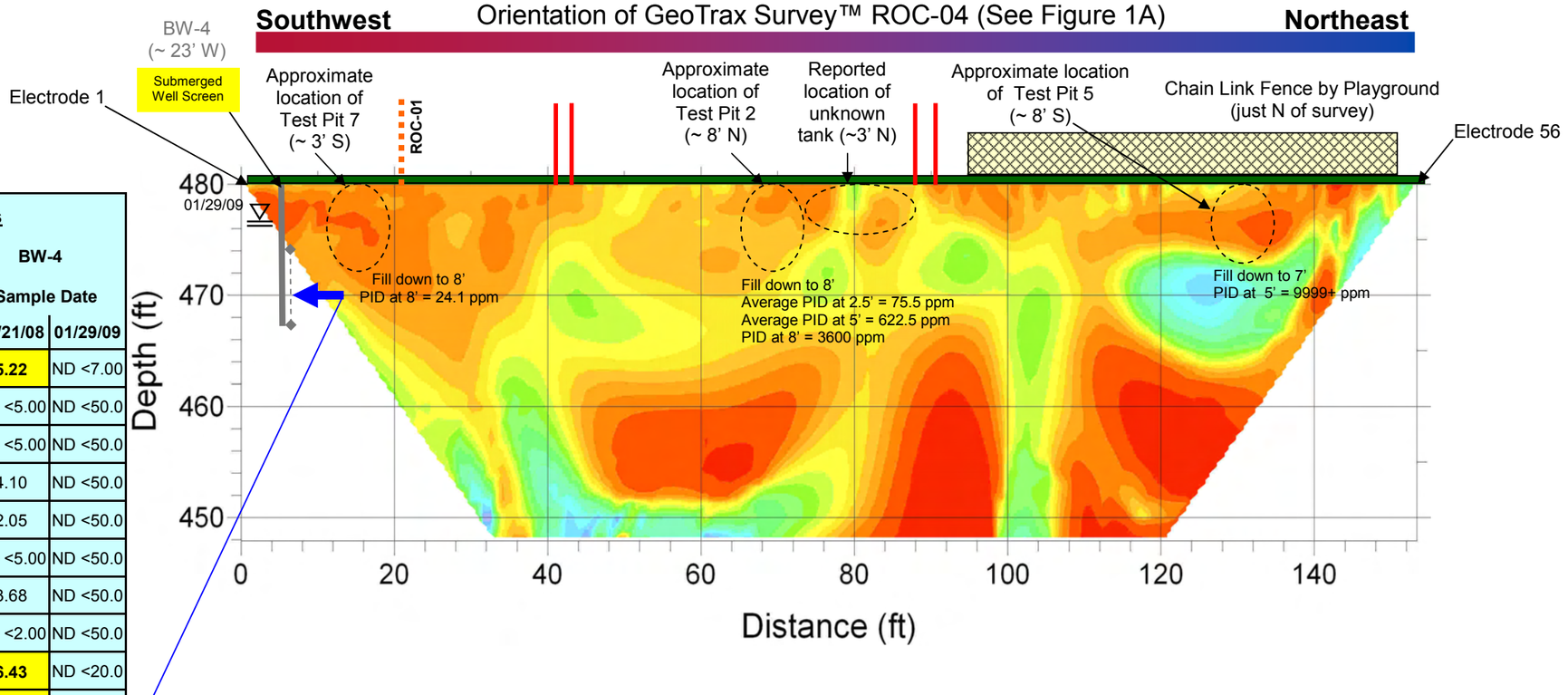

GW Sample Results

Well		BW-4	
Parameters (µg/L)		Sample Date	
	Standards	08/21/08	01/29/09
Benzene	0.7	**5.22**	ND <7.00
1,2,4 Trimethylbenzene	5	ND <5.00	ND <50.0
1,3,5 Trimethylbenzene	5	ND <5.00	ND <50.0
Ethylbenzene	5	4.10	ND <50.0
Toluene	5	2.05	ND <50.0
Naphthalene	10	ND <5.00	ND <50.0
m,p-Xylene	5	3.68	ND <50.0
o-Xylene	5	ND <2.00	ND <50.0
1,1-Dichloroethane	5	**6.43**	ND <20.0
1,1-Dichloroethene	5	**27.1**	ND <20.0
cis-1,2-Dichloroethene	5	**1,830 E**	**2,170**
trans-1,2-Dichloroethene	5	**25.4**	ND <20.0
Trichloroethene (TCE)	5	**2,270 E**	**1,940**
Vinyl Chloride	2	**1,080 E**	**571**

Image/Data Interpretation Notes:

1. For this FINAL Report, Aestus' initial interpretations are provided using the "Interpretive Resistivity Scale" shown on the Legends and Symbols page. These interpretations will be revised and/or refined as appropriate based on confirmation boring data.

Topographic Correction Performed Based on Topo Estimation by Aestus Field Crew

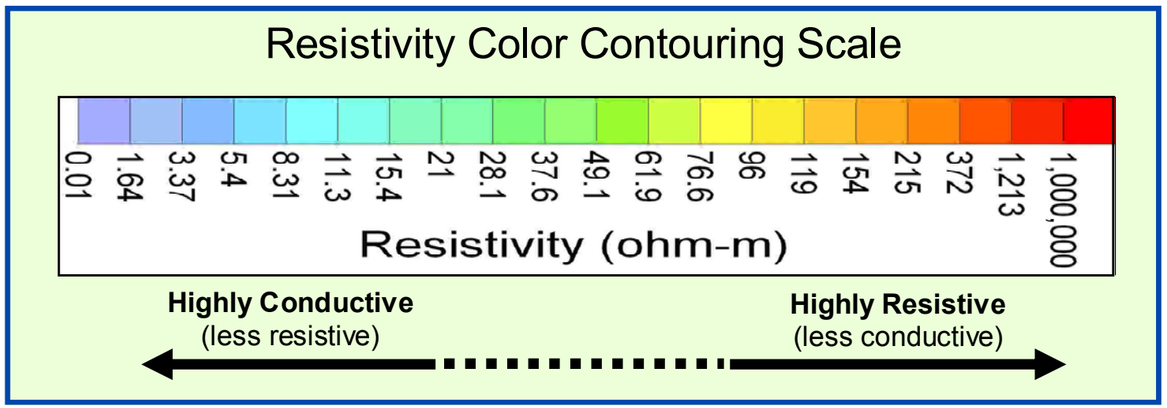

Aestus, LLC
1.888.GEO.TRAX
www.aestusllc.com

4177 Route 2
Troy, NY 12180

2605 Dotsero Court
Loveland, CO 80538

1624 W. University Ave.
Stillwater, OK 74068

Scale:	NTS unless specified
Drawn By:	MAS
Approved By:	SWM
Date:	02-17-10
Project No.:	9-106-06

GeoTrax Survey™ Investigation Results
690 Saint Paul Street Site
Rochester, New York

COMMON EARTH MODEL DATA COMPILATION

Prepared for LABELLA Associates, P.C.

FIGURE

5

© 2010 Aestus, LLC

SITE DATA

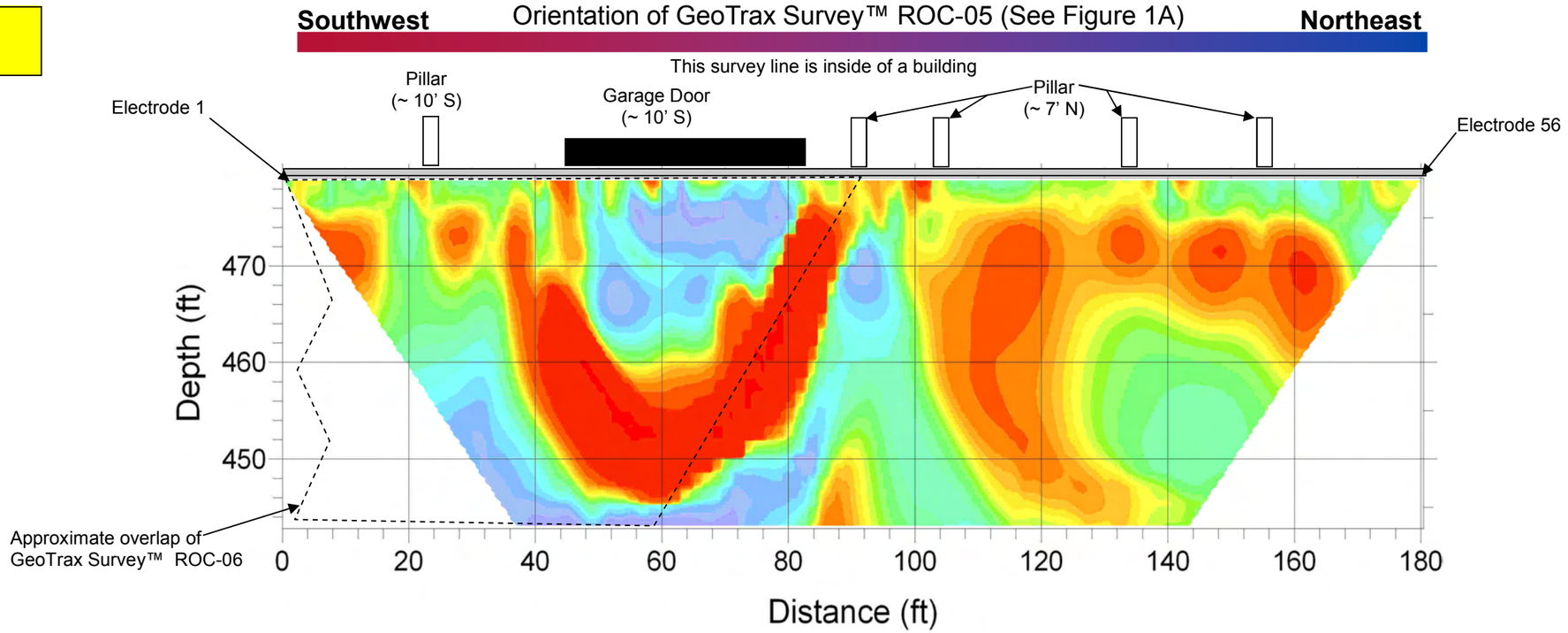

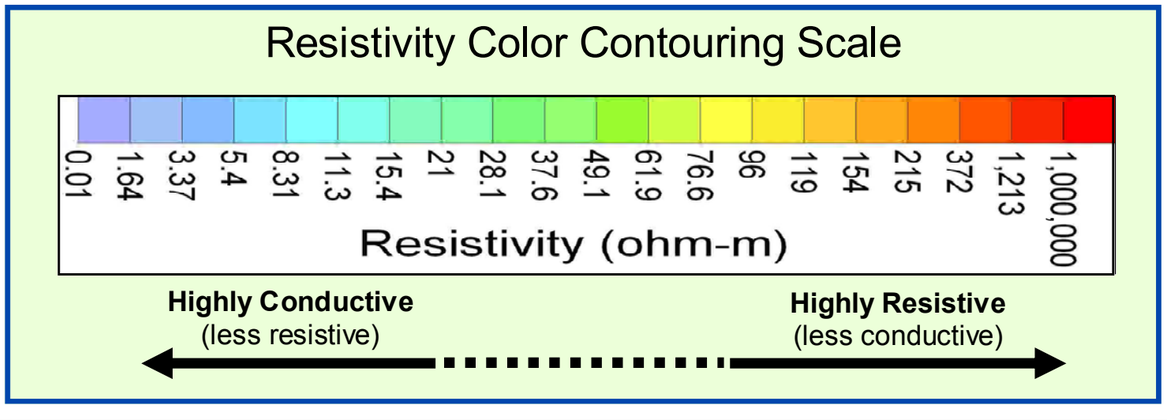

Image/Data Interpretation Notes:

1. For this FINAL Report, Aestus' initial interpretations are provided using the "Interpretive Resistivity Scale" shown on the Legends and Symbols page. These interpretations will be revised and/or refined as appropriate based on confirmation boring data.

Topographic Correction Performed Based on Topo Estimation by Aestus Field Crew

Aestus, LLC
1.888.GEO.TRAX
www.aestusllc.com

4177 Route 2
Troy, NY 12180

2605 Dotsero Court
Loveland, CO 80538

1624 W. University Ave.
Stillwater, OK 74074

Scale:	NTS unless specified
Drawn By:	MAS
Approved By:	SWM
Date:	02-17-10
Project No.:	9-106-06

GeoTrax Survey™ Investigation Results
690 Saint Paul Street Site
Rochester, New York

COMMON EARTH MODEL DATA COMPILATION

Prepared for LABELLA Associates, P.C.

FIGURE

6

© 2010 Aestus, LLC

SITE DATA

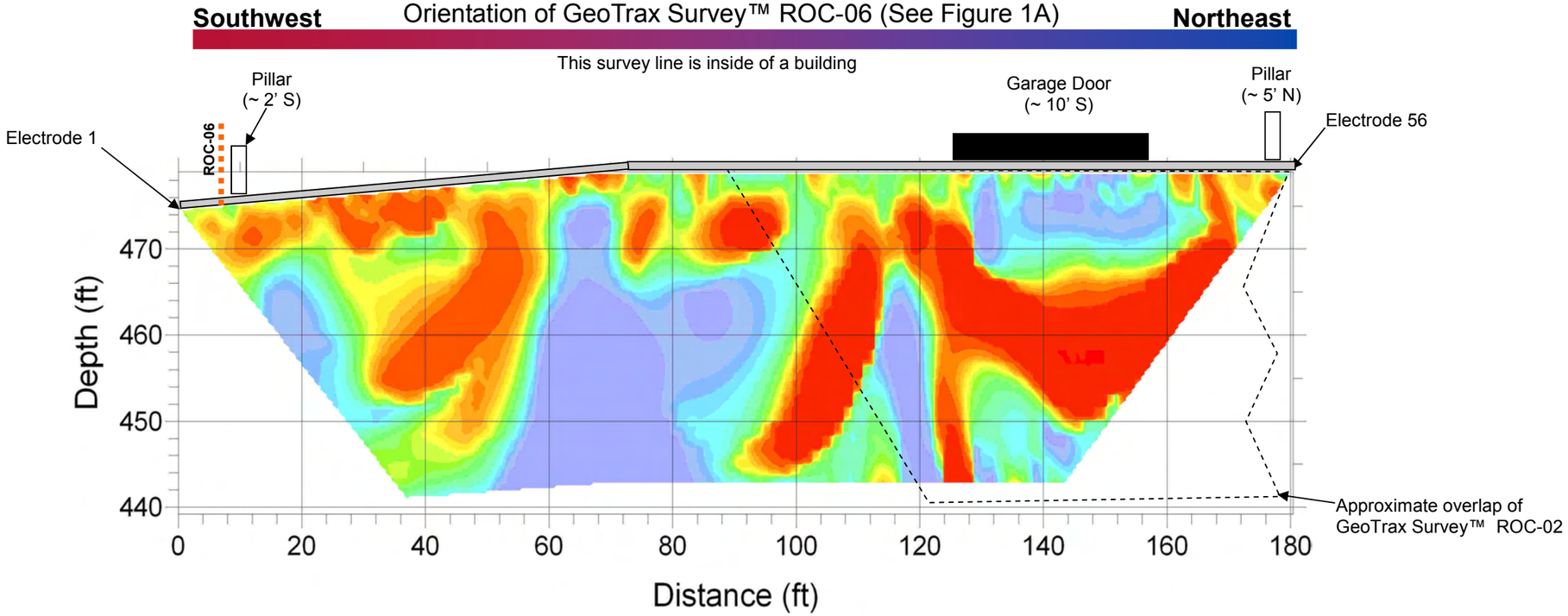

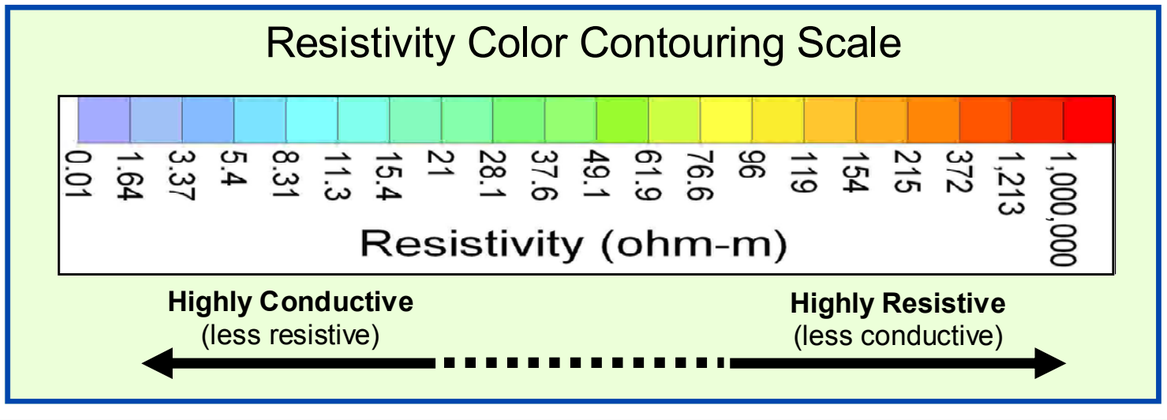

Image/Data Interpretation Notes:

1. For this FINAL Report, Aestus' initial interpretations are provided using the "Interpretive Resistivity Scale" shown on the Legends and Symbols page. These interpretations will be revised and/or refined as appropriate based on confirmation boring data.

Topographic Correction Performed Based on Topo Estimation by Aestus Field Crew

Aestus, LLC
1.888.GEO.TRAX
www.aestusllc.com

4177 Route 2
Troy, NY 12180

2605 Dotsero Court
Loveland, CO 80538

1624 W. University Ave.
Stillwater, OK 74074

Scale:	NTS unless specified
Drawn By:	MAS
Approved By:	SWM
Date:	02-17-10
Project No.:	9-106-06

GeoTrax Survey™ Investigation Results
690 Saint Paul Street Site
Rochester, New York

COMMON EARTH MODEL DATA COMPILATION

Prepared for LABELLA Associates, P.C.

FIGURE
7

© 2010 Aestus, LLC

3-D Perspective View - GeoTrax Surveys™

(From Above and Looking North at All GeoTrax Survey™ Images)

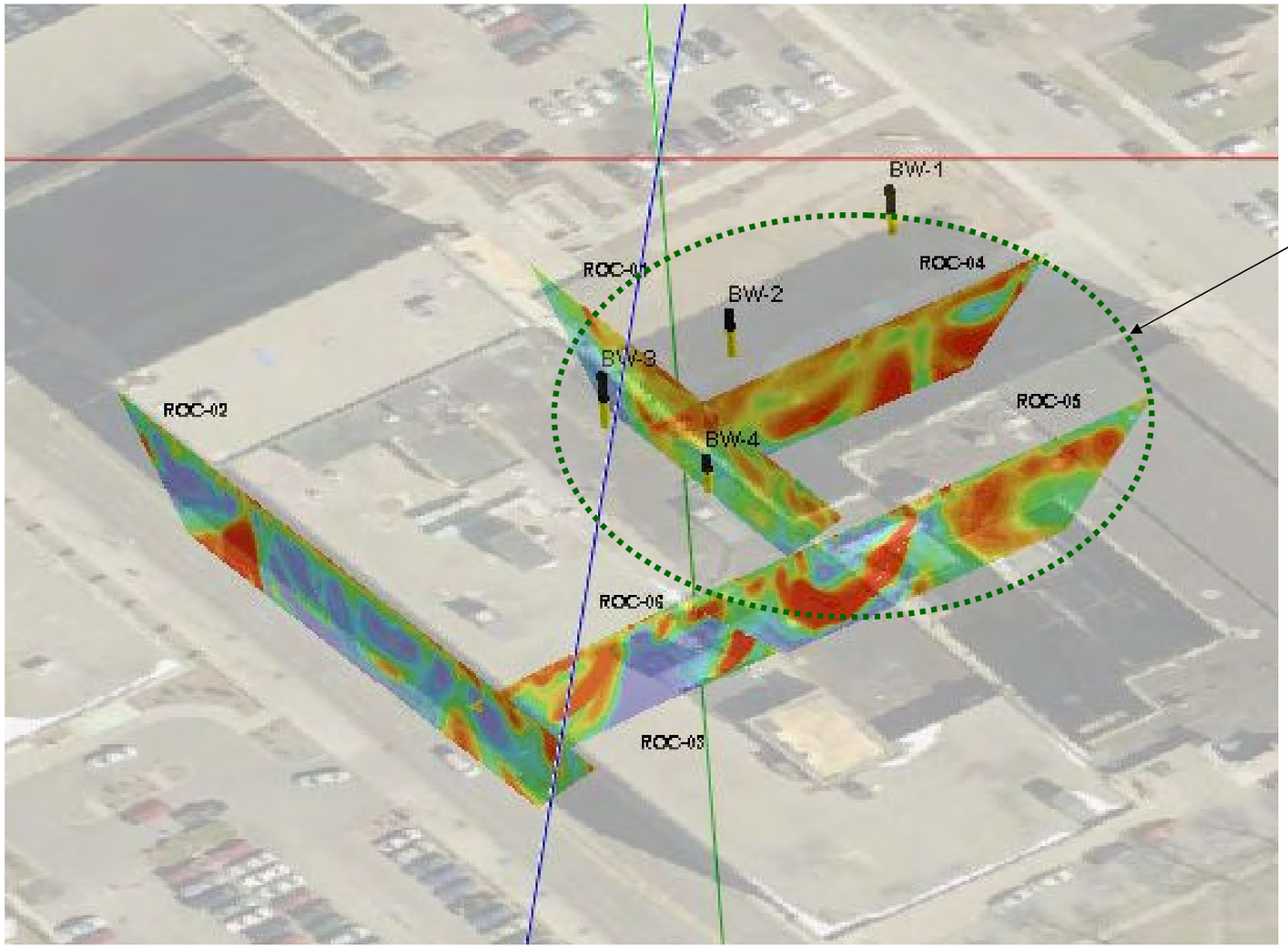

Area of site with highest density of electrically resistive anomalies.

N

General Note:

Because this perspective view is rotated at an arbitrary angle away from plan view, the locations of survey images, site features, and text may appear slightly different or inaccurate relative to actual conditions. To ascertain actual locations of data points/features shown in this 3-D perspective view, please refer to electronic 3-D model files included with this report.

Reference: Aerial and Basemap provided by LaBella for use by Aestus, LLC.

Resistivity Color Contouring Scale

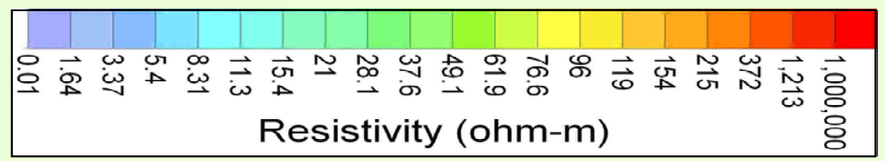

Highly Conductive (less resistive) ← → **Highly Resistive** (less conductive)

Topographic Correction Performed Based on Topo Estimation by Aestus Field Crew

Aestus, LLC
1.888.GEO.TRAX
www.aestusllc.com

4177 Route 2
Troy, NY 12180

2605 Dotsero Court
Loveland, CO 80538

1624 W. University Ave.
Stillwater, OK 74074

Scale:	NTS unless specified
Drawn By:	MAS
Approved By:	SWM
Date:	02-17-10
Project No.:	9-106-06

3-D Visualization of GeoTrax Surveys™
690 Saint Paul Street Site
Rochester, New York

Prepared for LABELLA Associates, P.C.

FIGURE

8

© 2010 Aestus, LLC

3-D Perspective View - GeoTrax Surveys™

(From Above and Looking South at All GeoTrax Survey™ Images)

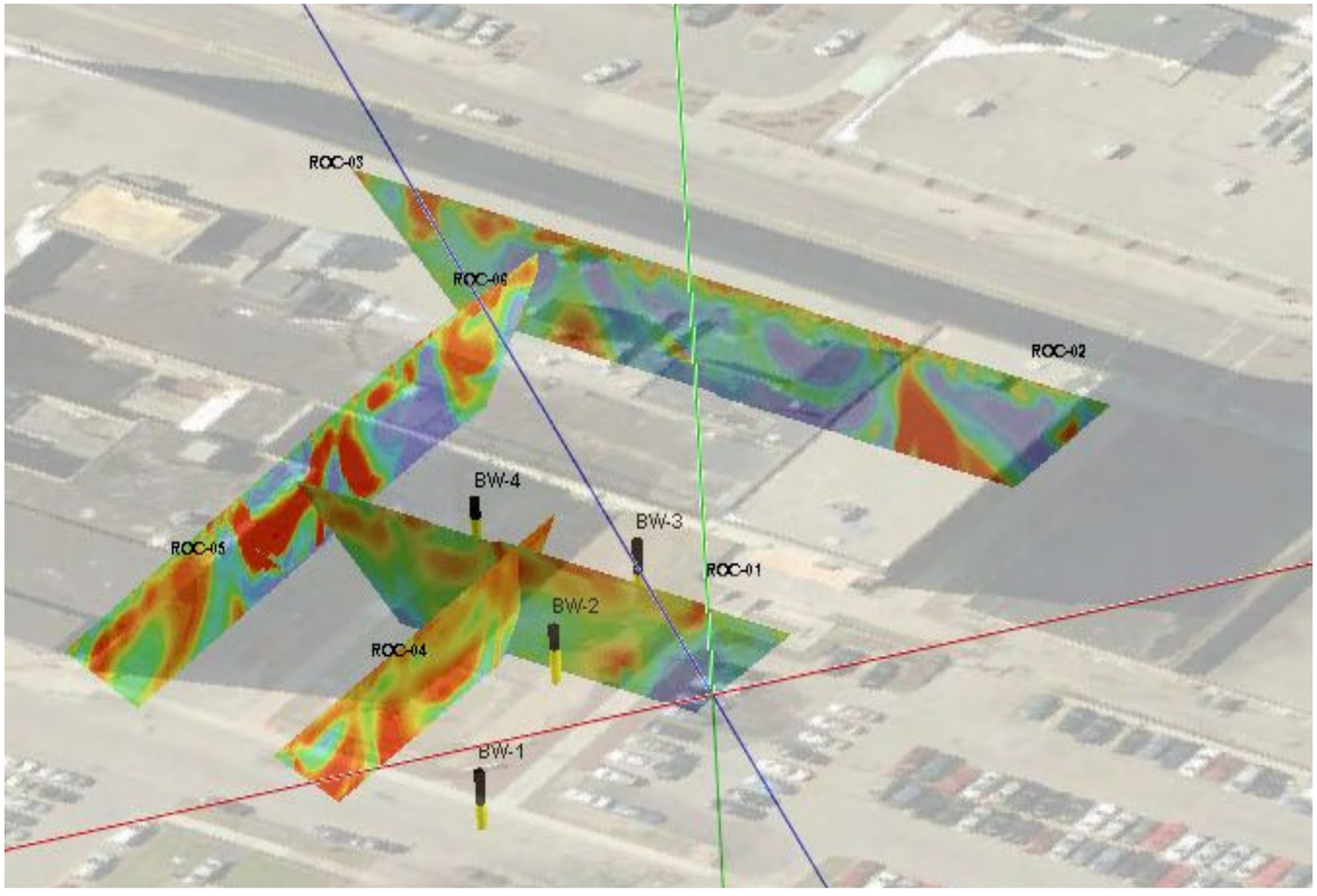

General Note:

Because this perspective view is rotated at an arbitrary angle away from plan view, the locations of survey images, site features, and text may appear slightly different or inaccurate relative to actual conditions. To ascertain actual locations of data points/features shown in this 3-D perspective view, please refer to electronic 3-D model files included with this report.

Resistivity Color Contouring Scale

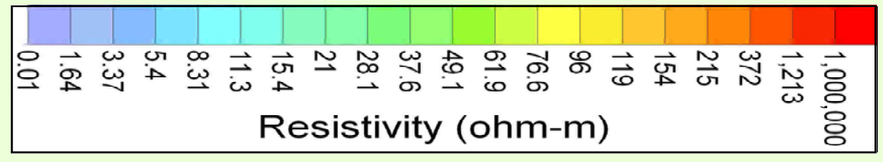

Highly Conductive (less resistive) ← → **Highly Resistive** (less conductive)

Topographic Correction Performed Based on Topo Estimation by Aestus Field Crew

Reference: Aerial and Basemap provided by LaBella for use by Aestus, LLC.

Aestus, LLC
1.888.GEO.TRAX
www.aestusllc.com

4177 Route 2
Troy, NY 12180

2605 Dotsero Court
Loveland, CO 80538

1624 W. University Ave.
Stillwater, OK 74074

Scale:	NTS unless specified
Drawn By:	MAS
Approved By:	SWM
Date:	02-17-10
Project No.:	9-106-06

3-D Visualization of GeoTrax Surveys™
690 Saint Paul Street Site
Rochester, New York

Prepared for LABELLA Associates, P.C.

FIGURE

9

© 2010 Aestus, LLC

3-D Perspective View - GeoTrax Surveys™

(From Above and Looking South at All GeoTrax Survey™ Images and Utility Map Overlay)

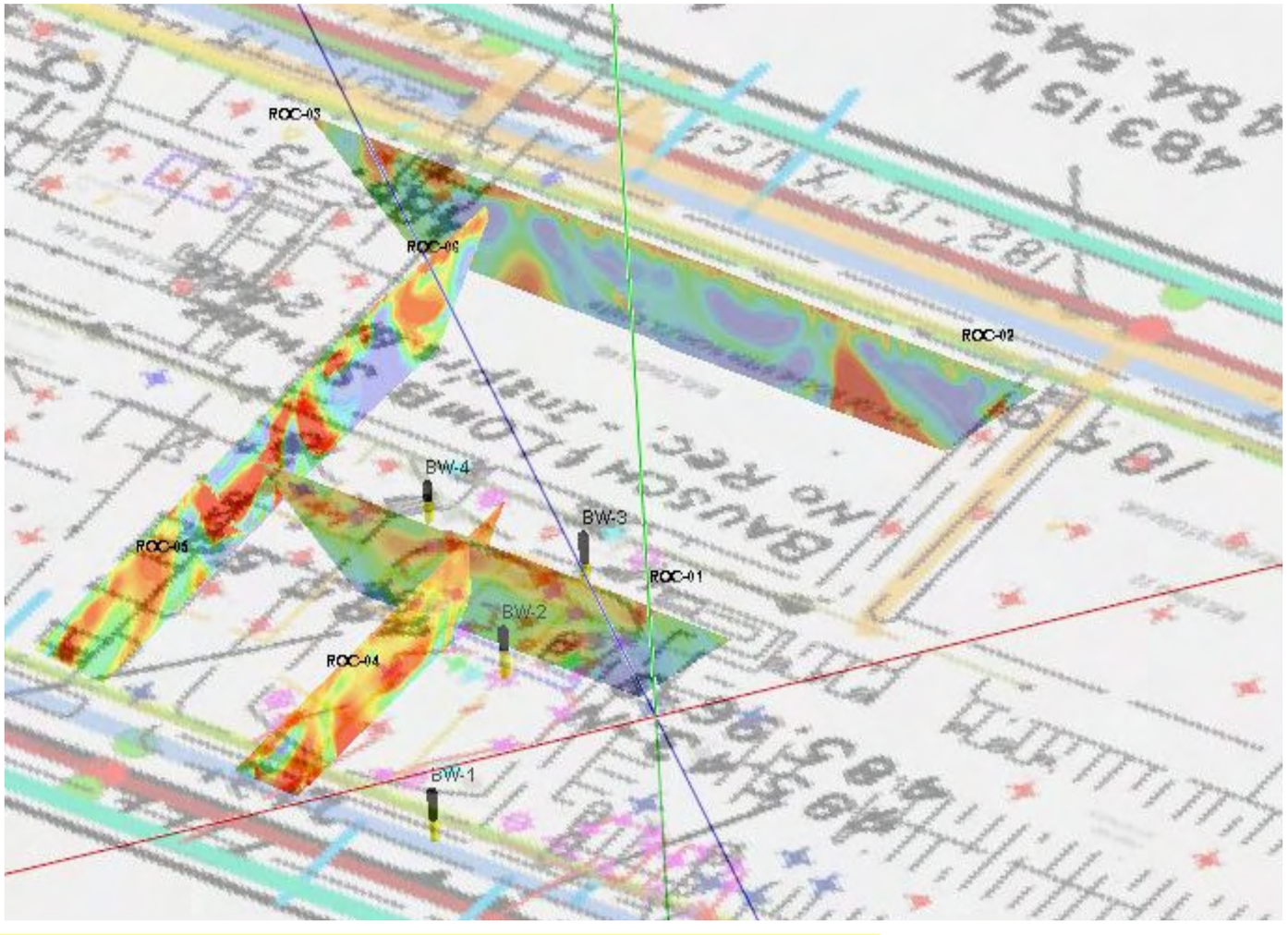

General Note:

Because this perspective view is rotated at an arbitrary angle away from plan view, the locations of survey images, site features, and text may appear slightly different or inaccurate relative to actual conditions. To ascertain actual locations of data points/features shown in this 3-D perspective view, please refer to electronic 3-D model files included with this report.

Resistivity Color Contouring Scale

0.01 | 1.64 | 3.37 | 5.4 | 8.31 | 11.3 | 15.4 | 21 | 28.1 | 37.6 | 49.1 | 61.9 | 76.6 | 96 | 119 | 154 | 215 | 372 | 1,213 | 1,000,000

Resistivity (ohm-m)

Highly Conductive (less resistive) ⟵ ⟶ **Highly Resistive** (less conductive)

Reference: Aerial and Basemap provided by LaBella for use by Aestus, LLC.

Topographic Correction Performed Based on Topo Estimation by Aestus Field Crew

Aestus, LLC
1.888.GEO.TRAX
www.aestusllc.com

4177 Route 2
Troy, NY 12180

2605 Dotsero Court
Loveland, CO 80538

1624 W. University Ave.
Stillwater, OK 74074

Scale:	NTS unless specified
Drawn By:	MAS
Approved By:	SWM
Date:	02-17-10
Project No.:	9-106-06

3-D Visualization of GeoTrax Surveys™
690 Saint Paul Street Site
Rochester, New York

Prepared for LABELLA Associates, P.C.

FIGURE

10

© 2010 Aestus, LLC

3-D Perspective View - GeoTrax Surveys™

(From Above and Looking South at All GeoTrax Survey™ Images and 1-29-09 Modeled Water Surface)

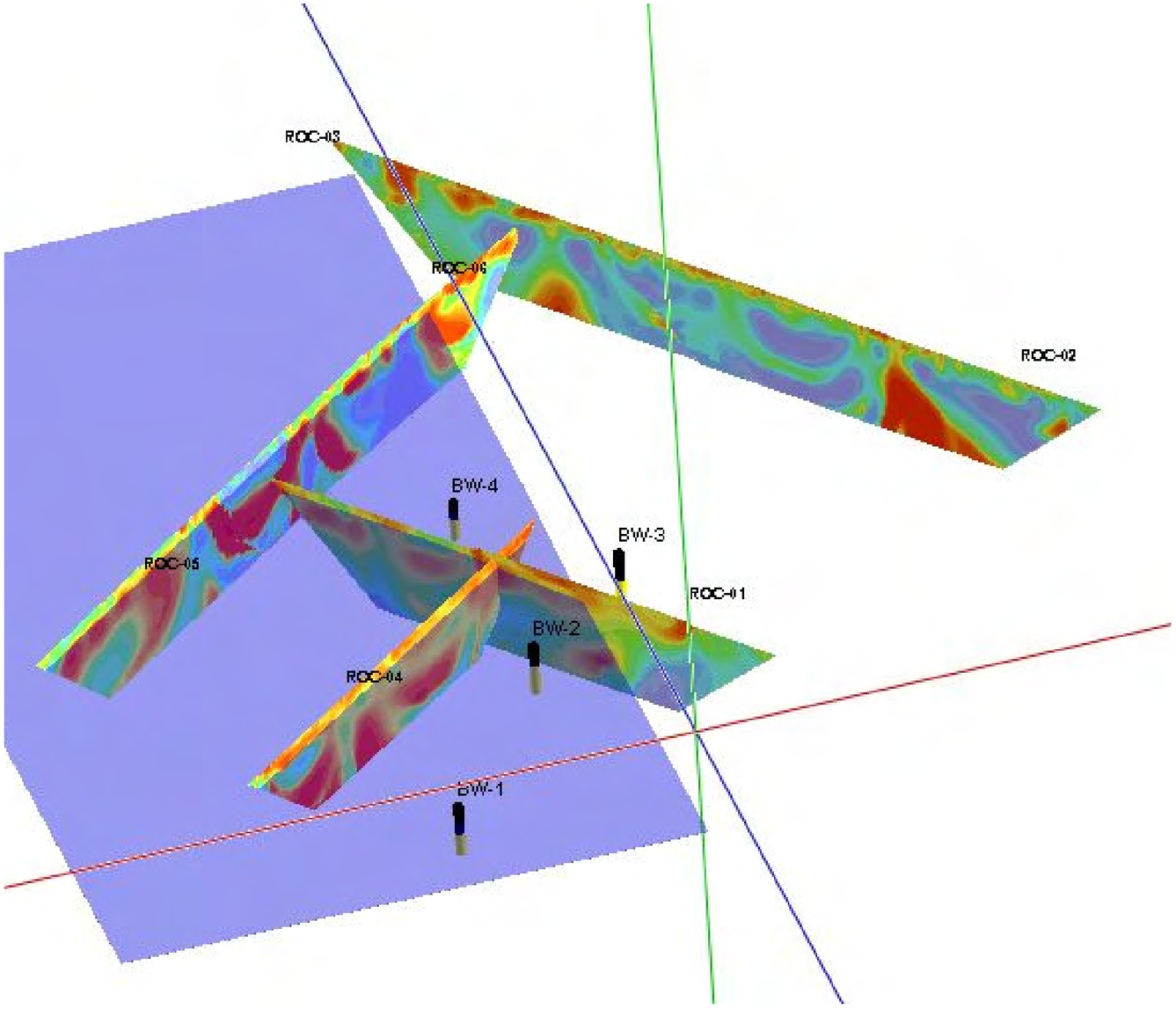

N

Reference: Aerial and Basemap provided by LaBella for use by Aestus, LLC.

General Note:

Because this perspective view is rotated at an arbitrary angle away from plan view, the locations of survey images, site features, and text may appear slightly different or inaccurate relative to actual conditions. To ascertain actual locations of data points/features shown in this 3-D perspective view, please refer to electronic 3-D model files included with this report.

Resistivity Color Contouring Scale

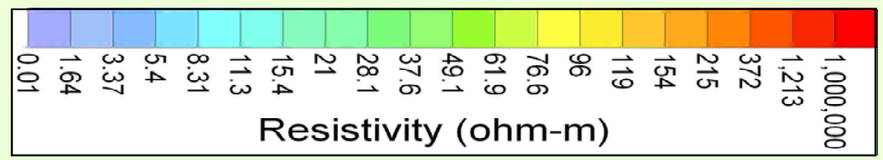

Highly Conductive (less resistive) ← → **Highly Resistive** (less conductive)

Topographic Correction Performed Based on Topo Estimation by Aestus Field Crew

Aestus, LLC
1.888.GEO.TRAX
www.aestusllc.com

4177 Route 2
Troy, NY 12180

2605 Dotsero Court
Loveland, CO 80538

1624 W. University Ave.
Stillwater, OK 74074

Scale:	NTS unless specified
Drawn By:	MAS
Approved By:	SWM
Date:	02-17-10
Project No.:	9-106-06

3-D Visualization of GeoTrax Surveys™
690 Saint Paul Street Site
Rochester, New York

Prepared for LABELLA Associates, P.C.

FIGURE

11

© 2010 Aestus, LLC

Photographs of GeoTrax Survey™ ROC-01



ROC-01 looking Southeast



ROC-01 looking Northwest

Photographs of GeoTrax Survey™ ROC-02



ROC-02 looking Southeast



ROC-02 looking Northwest

Aestus, LLC
1.888.GEO.TRAX
www.aestusllc.com

4177 Route 2
Troy, NY 12180

2605 Dotsero Court
Loveland, CO 80538

1624 W. University Ave.
Stillwater, OK 74074

Scale:	NTS unless specified
Drawn By:	MAS
Approved By:	SWM
Date:	02-17-10
Project No.:	9-106-06

Photos of GeoTrax Survey™ Locations
690 Saint Paul Street Site
Rochester, New York

Prepared for LABELLA Associates, P.C.

FIGURE

12

© 2010 Aestus, LLC

Photographs of GeoTrax Survey™ ROC-03



ROC-03 looking Southeast



ROC-03 looking Northwest

Photographs of GeoTrax Survey™ ROC-04



ROC-04 looking Southwest



ROC-04 looking Northeast

Aestus, LLC
1.888.GEO.TRAX
www.aestusllc.com

4177 Route 2
Troy, NY 12180

2605 Dotsero Court
Loveland, CO 80538

1624 W. University Ave.
Stillwater, OK 74074

Scale:	NTS unless specified
Drawn By:	MAS
Approved By:	SWM
Date:	02-17-10
Project No.:	9-106-06

Photos of GeoTrax Survey™ Locations
690 Saint Paul Street Site
Rochester, New York

Prepared for LABELLA Associates, P.C.

FIGURE

13

© 2010 Aestus, LLC

Photographs of GeoTrax Survey™ ROC-05



ROC-05 looking Southwest



ROC-05 looking Northeast

Photographs of GeoTrax Survey™ ROC-06



ROC-06 looking Southwest



ROC-06 looking Northeast

Aestus, LLC
1.888.GEO.TRAX
www.aestusllc.com

4177 Route 2
Troy, NY 12180

2605 Dotsero Court
Loveland, CO 80538

1624 W. University Ave.
Stillwater, OK 74074

Scale:	NTS unless specified
Drawn By:	MAS
Approved By:	SWM
Date:	02-17-10
Project No.:	9-106-06

Photos of GeoTrax Survey™ Locations
690 Saint Paul Street Site
Rochester, New York

Prepared for LABELLA Associates, P.C.

FIGURE

14

© 2010 Aestus, LLC

Appendix A

Aestus' GeoTrax Survey™ Field Notes

File Name R O C 0 1 1

Project Name Former Bausch and Lomb Site Electrode Spacing 1.000 m

Checklist - Site Features to Sketch/Note:

- ☐ Monitoring Wells (ID and distance away)
- ☐ Underground Utilities (Location and Type)
- ☐ Metallic Light Poles
- ☐ Streets (w/ street names)
- ☐ Potential contamination source areas (tanks, etc.)
- ☐ Buildings (w/ address if known)
- ☐ Other site features within ~15 feet of survey line
- ☐ Legend (if using abbreviations)

REMEMBER TO SHOW NORTH ARROW ON SKETCH

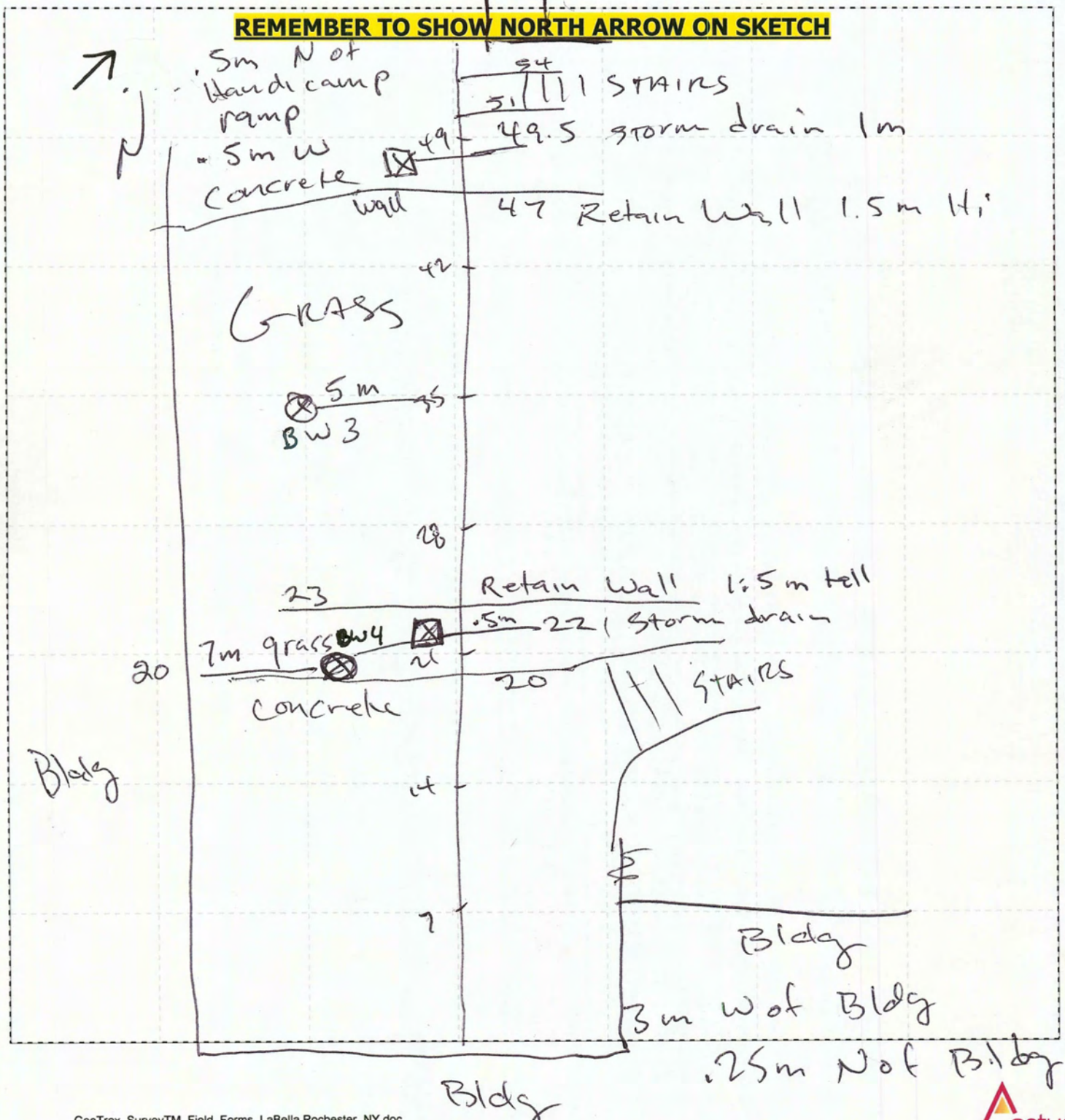

File Name R O C 0 1 T

Project Name Former Bausch and Lomb Site Electrode Spacing 1.00m

GPS Coords. Electrode #1	N: NO SIGNAL W: Accuracy: NONE	GPS Coords Electrode #56	N: NO signal W: Accuracy: NONE

Electrode #	Notes	Electrode #	Notes
1	3m West Bldg	29	
2	.5m North Bldg	30	
3		31	
4		32	
5		33	
6		34	
7		35	BW3 5m W
8		36	
9		37	
10		38	
11		39	
12		40	
13		41	
14		42	
15		43	
16		44	
17		45	
18		46	
19		47	Retain Wall 1.5m Ht
20	BW4 7m W	48	
21		49	Storm drain 1m W
22	Storm drain .5m W	50	
23	Retain Wall 1.5m Ht	51	Stairs
24		52	
25		53	
26		54	.5m N of Handicap
27		55	Ramp. 0.5m W of
28		56	Concrete Wall (for ramp)

Concrete

Grass

Concrete

File Name R O C 0 2 T

Project Name Former Bausch and Lomb Site Electrode Spacing 1.00m

Checklist - Site Features to Sketch/Note:

- ☐ Monitoring Wells (ID and distance away)
- ☐ Underground Utilities (Location and Type)
- ☐ Metallic Light Poles
- ☐ Streets (w/ street names)
- ☐ Potential contamination source areas (tanks, etc.)
- ☐ Buildings (w/ address if known)
- ☐ Other site features within ~15 feet of survey line
- ☐ Legend (if using abbreviations)

REMEMBER TO SHOW NORTH ARROW ON SKETCH

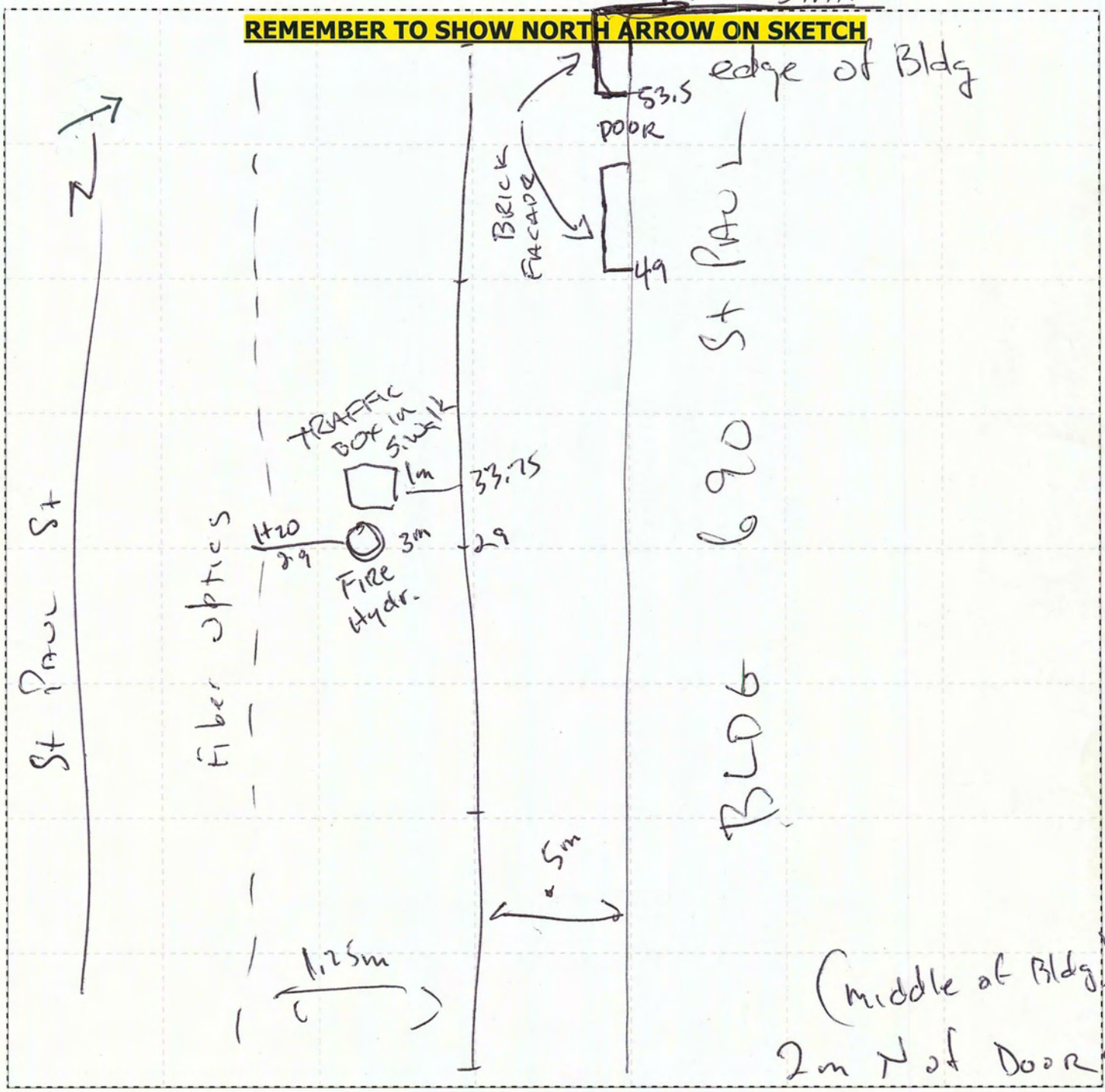

File Name R O C 0 2 T

Project Name Former Bausch and Lomb Site

Electrode Spacing 1.52 m

GPS Coords. Electrode #1	N:	GPS Coords Electrode #56	N:
	W: NO Signal		W: NO Sig
	Accuracy:		Accuracy:

Electrode #	Notes	Electrode #	Notes
1	2m N of door Middle of Bldg	29	Fire Hydrant 3m W
2	.5m W of Bldg	30	
3		31	
4		32	
5		33 .75	"TRAFFIC" Box in walk
6		34	
7		35	
8		36	
9		37	
10		38	
11		39	
12		40	
13		41	
14		42	
15		43	
16		44	
17		45	
18		46	
19		47	
20		48	
21		49	BRICK FACADE
22		50	
23		51 .5	
24		52	DOOR
25		53 .5	
26		54	
27		55	
28		56	

Aestus GeoTrax Survey™ Data Acquisition Field Notes

Aestus Aestus, LLC

File Name R O C 0 3 1

Project Name Former Bausch and Lomb Site Electrode Spacing 1.00m

Checklist - Site Features to Sketch/Note:

- ☐ Monitoring Wells (ID and distance away)
- ☐ Underground Utilities (Location and Type)
- ☐ Metallic Light Poles
- ☐ Streets (w/ street names)
- ☐ Potential contamination source areas (tanks, etc.)
- ☐ Buildings (w/ address if known)
- ☐ Other site features within ~15 feet of survey line
- ☐ Legend (if using abbreviations)

REMEMBER TO SHOW NORTH ARROW ON SKETCH

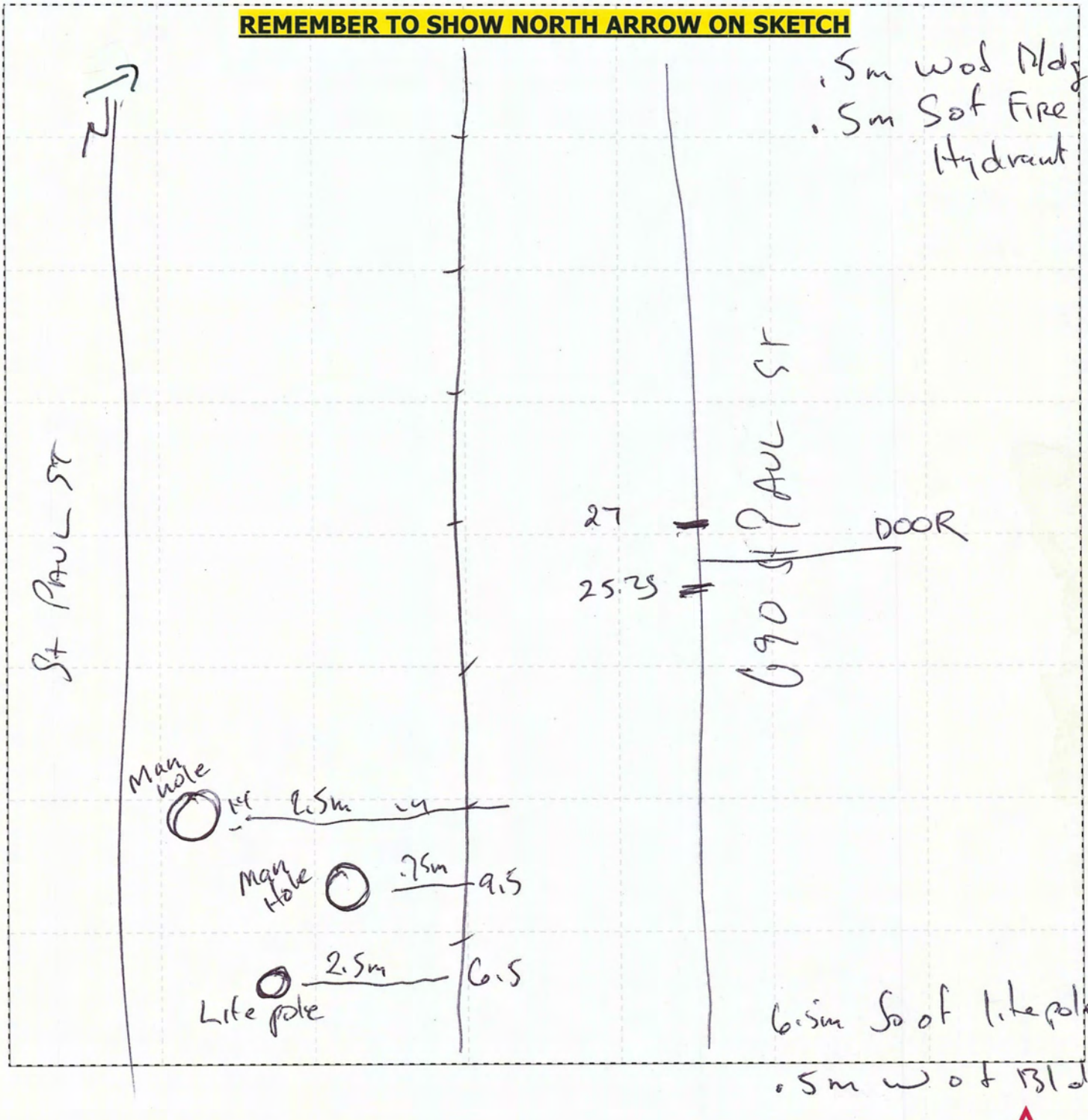

File Name | R | O | C | 03 | | T |

Project Name Former Bausch and Lomb Site Electrode Spacing 1.00 m

GPS Coords. Electrode #1	N: W: NO SIGNAL Accuracy:	GPS Coords Electrode #56	N: W: NO Signal Accuracy:

Electrode #	Notes	Electrode #	Notes
1	6.5m S of Lite Pole	29	
2	.5m W of Bldg (690 St Paul)	30	
3		31	
4		32	
5		33	
6 .5	Light Pole 2.5m W	34	
7		35	
8		36	
9 .5	Man hole .75m W	37	
10		38	
11		39	
12		40	
13		41	
14	Man hole 2.5m W	42	
15		43	
16		44	
17		45	
18		46	
19		47	
20		48	
21		49	
22		50	
23		51	
24		52	
25 .25	Door into Bldg	53	
26		54	
27		55	.5m W of Bldg
28		56	.5m S of Fire Hydrant

Aestus GeoTrax Survey™ Data Acquisition Field Notes

Aestus Aestus, LLC

File Name R O C 0 4 T

Project Name Former Bausch and Lomb Site Electrode Spacing .85m

Checklist - Site Features to Sketch/Note:

- ☐ Monitoring Wells (ID and distance away)
- ☐ Underground Utilities (Location and Type)
- ☐ Metallic Light Poles
- ☐ Streets (w/ street names) SIDEWALK
- ☐ Potential contamination source areas (tanks, etc.)
- ☐ Buildings (w/ address if known)
- ☐ Other site features within ~15 feet of survey line
- ☐ Legend (if using abbreviations)

REMEMBER TO SHOW NORTH ARROW ON SKETCH

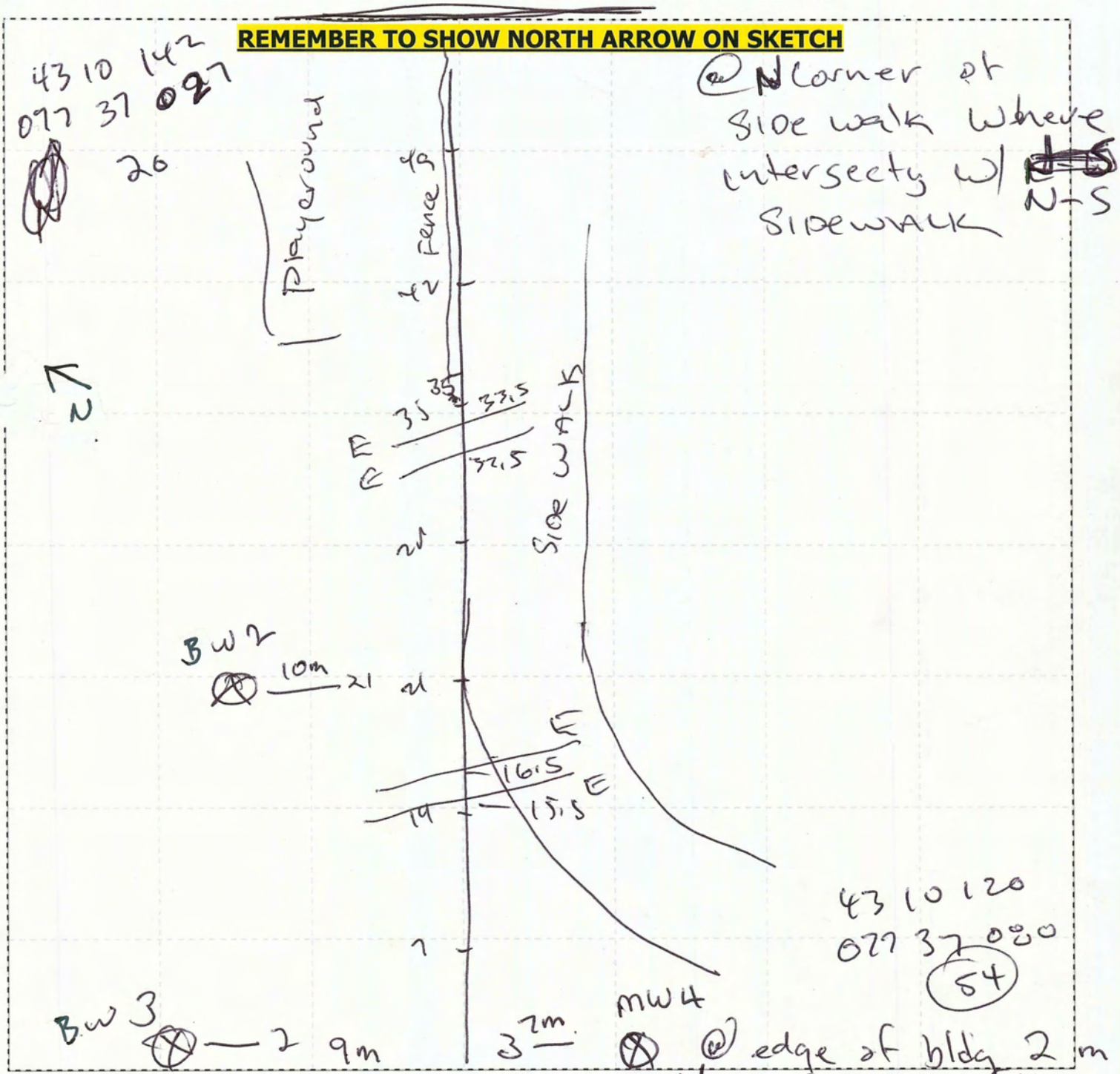

File Name R O C 0 4 T

Project Name Former Bausch and Lomb Site Electrode Spacing .85m

GPS Coords. Electrode #1	N: 43° 10.170 W: 77° 37.080 Accuracy: 54'	GPS Coords Electrode #56	N: 43° 10.142 W: 77° 37.027 Accuracy: 20'

Electrode #	Notes	Electrode #	Notes
1	@ edge of Bldg 2m	29	
2	N of retaining wall	30	
~~3~~ 2	BW3 9m N	31	
~~4~~ 3	BW4 7m S	32.5	E
5		33.5	E
6		34	
7		35	
8		36	
9		37	
10		38	
11		39	
12		40	
13		41	
14		42	
15.5	E	43	
16.5	E	44	
17		45	
18		46	
19		47	
20		48	
21	BW2 10m N	49	
22		50	
23		51	
24		52	
25		53	
26		54	
27		55	@ N corner of Sidewalk
28		56	where intersects w/ N-S sidewalk

Aestus Aestus, LLC

File Name | R | O | C | 0 | 5 | T |

Project Name Former Bausch and Lomb Site Electrode Spacing 1.5m

Checklist - Site Features to Sketch/Note:

- ☐ Monitoring Wells (ID and distance away)
- ☐ Underground Utilities (Location and Type)
- ☐ Metallic Light Poles
- ☐ Streets (w/ street names)
- ☐ Potential contamination source areas (tanks, etc.)
- ☐ Buildings (w/ address if known)
- ☐ Other site features within ~15 feet of survey line
- ☐ Legend (if using abbreviations)

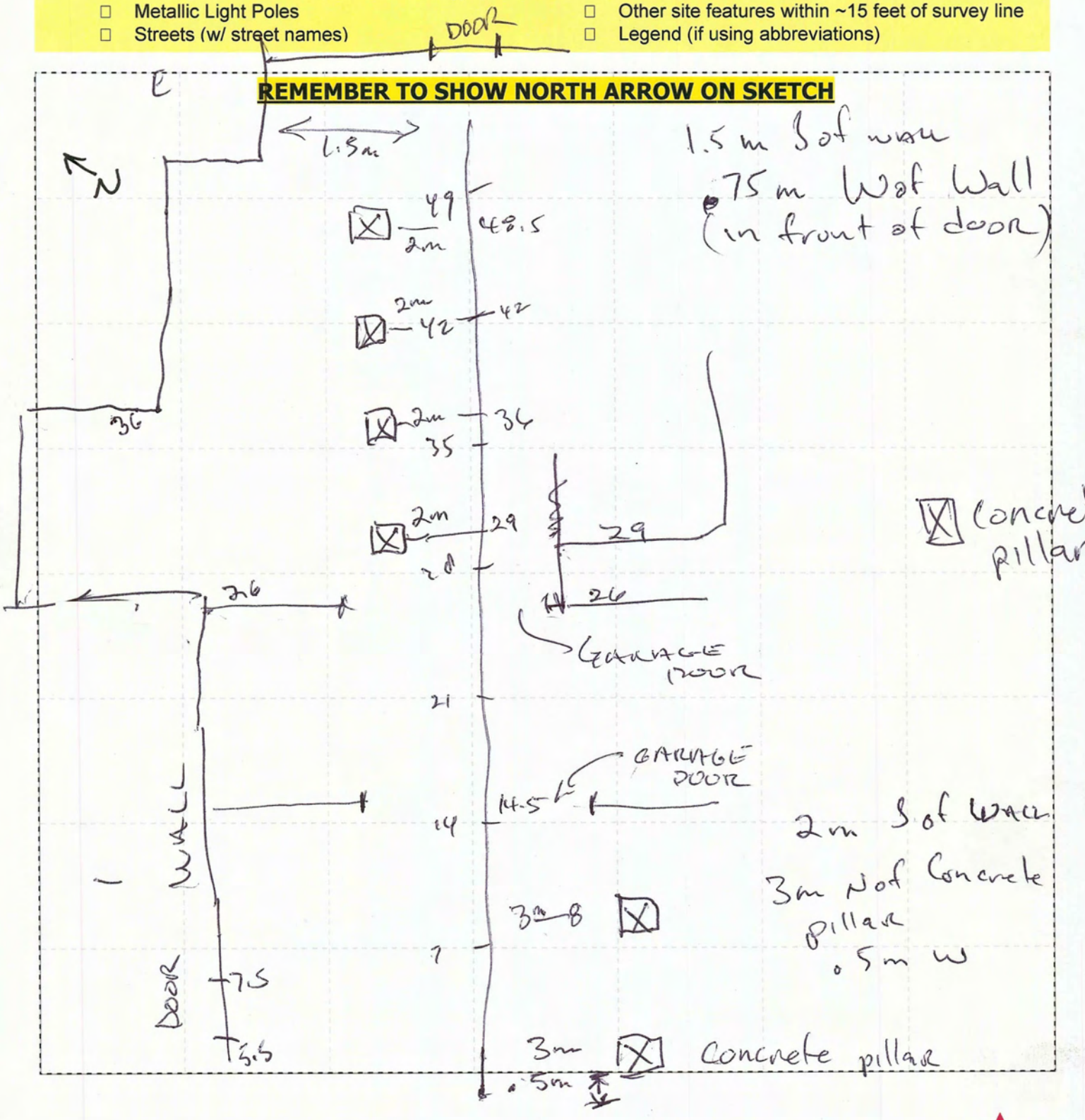

File Name R O C 0 5 T

Project Name Former Bausch and Lomb Site Electrode Spacing 1.52m

GPS Coords. Electrode #1	N:	GPS Coords Electrode #56	N:
	W: NO SIGNAL		W: NO SIGNAL
	Accuracy:		Accuracy:

Electrode #	Notes	Electrode #	Notes
1	.5m W of Pillar	29	Pillar 2m N
2	2m S of WALL	30	
3	3m N of Pillar	31	
4	5.5m W of Man	32	
5	door to outside	33	
6		34	
7		35	
8	Pillar 3m S	36	Pillar 2m N
9		37	
10		38	
11		39	
12		40	
13		41	
14	IS Garage door	42	Pillar 2m N
15		43	
16		44	
17		45	
18		46	
19		47	
20		48	S Pillar 2m N
21		49	
22		50	
23		51	
24		52	
25		53	
26	GARAGE DOOR	54	
27		55	1.5m S of wall
28		56	.5m W of wall in front of door

LINE INSIDE BLDG

File Name R O C 0 6 T

Project Name Former Bausch and Lomb Site

Electrode Spacing 1.5 M

Checklist - Site Features to Sketch/Note:

- ☐ Monitoring Wells (ID and distance away)
- ☐ Underground Utilities (Location and Type)
- ☐ Metallic Light Poles
- ☐ Streets (w/ street names)
- ☐ Potential contamination source areas (tanks, etc.)
- ☐ Buildings (w/ address if known)
- ☐ Other site features within ~15 feet of survey line
- ☐ Legend (if using abbreviations)

REMEMBER TO SHOW NORTH ARROW ON SKETCH

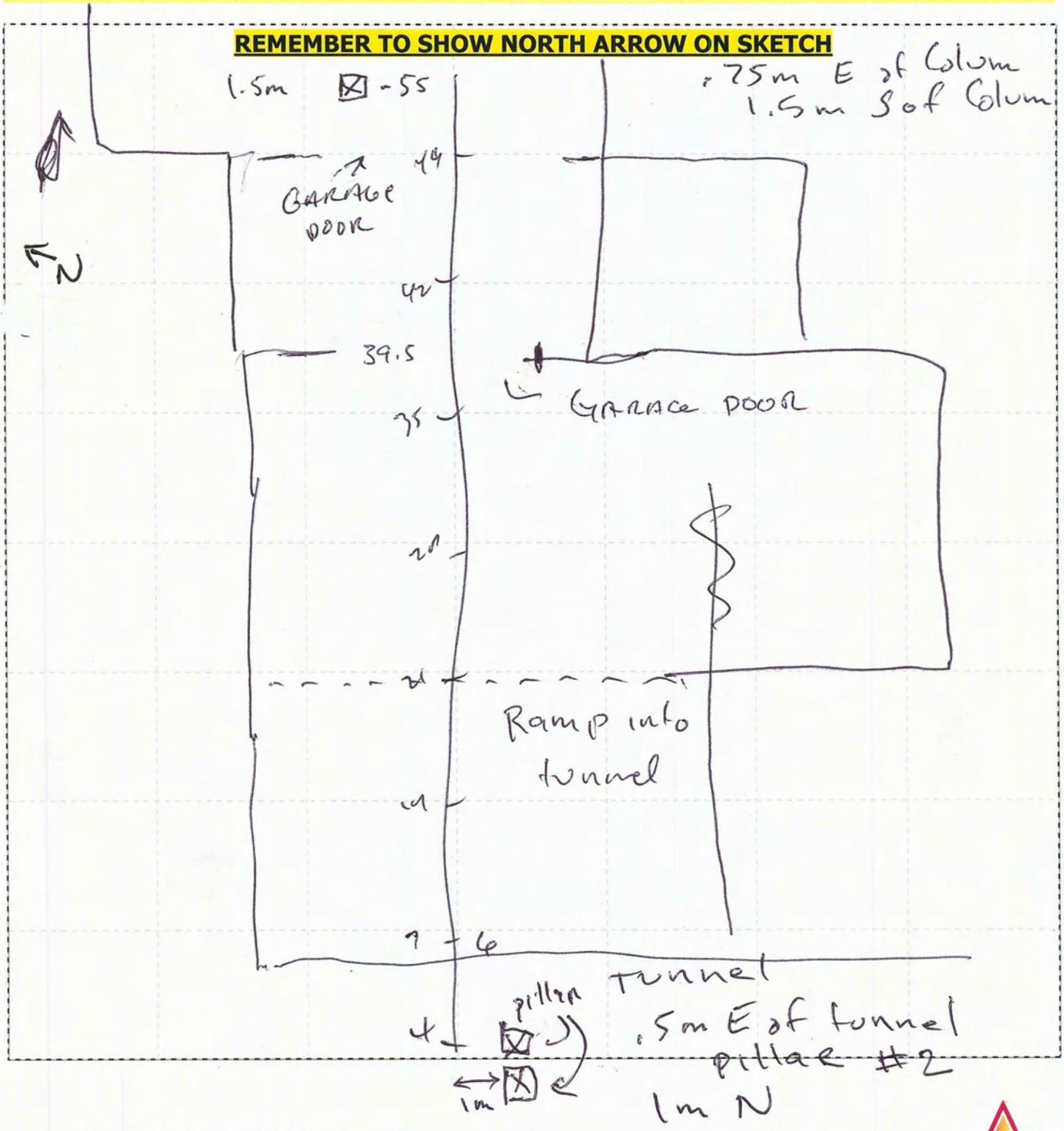

File Name R O C 8 6 5

Project Name Former Bausch and Lomb Site Electrode Spacing 1.00m

GPS Coords. Electrode #1	N:	W: NO Signal	Accuracy:	GPS Coords Electrode #56	N:	W: NO Signal	Accuracy:

Electrode #	Notes	Electrode #	Notes
1	.5m E of 2nd funnel Pillar	29	
2	1m N	30	
3		31	
4	Pillar	32	
5		33	
6		34	
7		35	
8		36	
9		37	
10		38	
11		39.5	GARAGE DOOR
12		40	
13		41	
14		42	
15		43	
16		44	
17		45	
18		46	
19		47	
20		48	
21	RAMP into funnel	49	GARAGE DOOR
22		50	
23		51	
24		52	
25		53	
26		54	
27		55	Pillar 1.5m N
28		56	1.5m S of Pillar

funnel

Aestus GeoTrax Survey™ Data Acquisition Field Notes

.75m E of Pillar

Aestus, LLC

Appendix B

REFERENCE - TECHNICAL PAPER

The Effects of LNAPL Biodegradation Products on Electrical Conductivity Measurements

Aestus, LLC

The Effects of LNAPL Biodegradation Products on Electrical Conductivity Measurements

Daniel P Cassidy[1]. D. Dale Werkema. Jr.[1]. William Sauck[1], Estella Atekwana[2], Silvia Rossbach[3] and Joe Duris
[1]Western Michigan University. Department of Geosciences, Kalamazoo. Mich. 49008. U.S.A.
[2]Uiniversity of Missouri-Rolla. Department ot' Geology & Geophysics. Rolla, MO. 65409, U.S.A.
[3]Western Michigan University. Department of Biological Sciences, Kalamazoo, Mich. 49008. C.S.A.

ABSTRACT

Field geophysical Studies have identified anomalously high conductivities in and below the free product Tone at many sites with aged contamination by light. non-aqueous phase liquid\ (LNAPL). Laboratory experiments were conducted to test the hypotheses that these anomalously high conductivities can result from products of LNAPL biodegradation. Soil from a hydrocarbon-impacted site with anomalously high conductivities was washed repeatedly IO remove soluble constituents, re-contaminated with diesel fuel (DF), and the port\ tilled with water to simulate a saturated smear Tone. Nutrients were provided at level? observed at the site. which resulted in anaerobic conditions due to DF biodegradation. Within 121) days. the increase in specific conductivity from microbial activity was 2, 100 μS/cm. caused by an increase in total dissolved solids (DS) of over 1,700 *mg/L*. The increase in DS was due to mineral (mostly carbonate) dissolution and to the production of organic acids and biosurfactants. Under aerobic conditions (i.e., without added nutrients) products of DF biodegradation increased the total DS and conductivity by 340 mg/L and 440 μS/cm. respectively. The results show that products of LNAPL biodegradation can drastically increase the conductivity at impacted sites.

Introduction

The collection. preparation. and analysis of ground water samples at contaminated sites constitute a major portion of the total cost for remediation (Granato and Smith, 1999) Geophysical surveys using resistivity and ground penetrating radar (GPR) are convenient, non-invasive tools 10 detect and map subsurface contamination with light, nonaqueous phase liquid\ (LNAPL). Recent reports suggest that LNAPL biodegradation can change biogeochemical properties sufficiently to have a significant impact on resistively and GPR measurements (Sauck, 2000, Werkema *et al.* 2000: Atekwana *et al.* 1998, 1999). If the geophysical responses caused by these Microbially-induced changes in pore water biogeochemistry can be better understood geophysical measurements could possibly be used to monitor contaminants and their breakdown products in the subsurface. This could allow resistivity techniques to be used as a surrogate or ground-water sampling and analysis to achieve lower cleanup costs.

Typical products of LNAPL biodegradation ale acids and biosurfactants. Carbonic and organic acids are produced during LNAPL biodegradation (Cozzarelli *et al.* 1990, 1994 1995; Eaganhouse *et al.* 1993; Hiebert *et al.* 1995: Baedecker *et al.* 1993; McMahon *et al.* 1995). These products increase conductivity directly by increasing the dissolved solids (DS) concentration, and indirectly by promoting mineral dissolution (Hiebert *et al.* 1995; McMahon *et al.* 1995). High DS concentrations in LNAPL-impacted zones have been invoked to explain anomalously low bulk electrical resistivity (Sauck *et al.* 1998; Bermejo *et al.* 1997). However. it has not yet been shown that temporal changes in geoelectrical properties of pore water occur due to LNAPL biodegradation.

Biosurfactants are produced by many genera of soil micro-organisms during growth on NAPL (Alexander. 1994; Miller. 1995: Desai and Banat. 1997). When present at concentration above the critical micelle concentration (CMC). Surfactants product microemulsions of NAPL m water. Biosurfactant are produced by aerobic and anaerobic microorganisms (Desai and Banat. 1997: Cooper *et al.* 1980; Mclnerney *et al.* 1990). Biosurfactants increase DS concentrations. Perhaps more importantly. emulsion of NAPL resulting from biosurfactants could promote a change in conditions from LNAPL-wetted to water-wetted. This can increase the contact area between water and solids. providing more nutrients and promoting further biogeochemical changes. Hence, biosurfactant production he> the potential to impact both resistivity and GPR measurements tremendously. While biosurfactants have been linked with NAPL biodegradation in mixed soil reactors (Cassidy, in press). in situ biosurfactant production and NAPL emulsification have not been demonstrated.

The efficacy of resistivity surveys rests in a high electrical resistivity of LNAPL relative to subsurface materials. This "insulating layer" model has been verified in short-term laboratory and controlled spill experiments (Schneider and Greenhouse. 1992). However, investigations at numer-

ous sites with aged contamination show that the LNAPL smear zone has a lower resistivity (higher conductivity) than the bulk formation (Atekwana *et al.*, 1998, 1999; Benson and Stubben, 1995; Gajdos and Kral, 1995; Sauck. 1998). It has been hypothesized that anomalously low apparent resistivities are the result of LNAPL biodegradation (Atekwana *et al.* 1999: Sauck, 2000). However, to confirm this hypothesis changes in geoelectrical properties must be co! related with biodegradation products over time. This paper describes laboratory experiments designed to correlate temporal changes in the concentrations of diesel fuel (DF) degradation products with changes in specific electrical conductivity. under aerobic and anaerobic conditions. The production of biosurfactants and the resulting emulsification of DF were also monitored.

Materials and Methods

The soil was obtained from a hydrocarbon-impacted site described by Atekwana *et al.*. (1999) and Werkema *et al.*. (2000). The contaminated soil was washed five times with deionized water to remove soluble constituents. Fresh, no. 2 diesel fuel (DF) was mixed into the soil. The reactor-x consisted of 20-L plastic vessels. Approximately 18 L of soil was packed into each reactor, and deionized water was added to bring the water level up to the surface of the soil. A visible NAPL layer was present after adding water. The reactor setup was designed to simulate conditions in the saturated smear zone. A slotted, fully-penetrating PVC tube allowed composite pore water samples to be drawn and probes to be inserted into the saturated zone.

Duplicate reactors of three types were maintained for 120 days; one with added nutrients, one without added nutrients. and one "killed" (autoclaved) control without nutrients. Nutrients (4 mg/L NO_3-$N_{,4}$ mg/L $NH_{,}$-N. and I mg/L $PO_{,}$-P) were added to the reactors with the deionized fill water. These nutrient concentrations arc similar- to those observed at the site. Addition of nutrients resulted in anaerobic conditions within 10 days. The reactor with added nutrients was labeled "anaerobic." Anaerobic conditions also predominate at the bite. The reactor without added nutrients maintained aerobic conditions and was labeled "aerobic."

Dissolved oxygen (DO), pH. and conductivity were measured in situ. Pore water samples were drawn to quantify volatile organic acids (VOA), aqueous DF concentration. surface tension (ST), biosurfactant concentration, and C^{2-} concentrations. The samples were first passed through a 0.45-μm Whatman filter paper to remove suspended solids and non-emulsified DE Emulsified DF passes through this filter and is measured as aqueous DE Volatile organic acids (VOA) and Ca^{2-} concentrations were quantified with *Standard Methods* 5560-B and 35000 D. respectively (Eaton *et al*. 1995). ST and concentrations of aqueous DF and biosurfactants. were measured according to Cassidy (in press). Biosurfactant concentration was measured using critical micelle dilution, which provides units of "times the critical micelle concentration" (x CMC). Dissolved solids (DS) were measured on filtrate at the end of I20 days. Total. inorganic. and organic DS were measured using Standard Methods 2540-B & C (Eaton *et al.*, 1995). The concentration of DF-degrading microbes was quantified as described by Werkema *et al.* [2000].

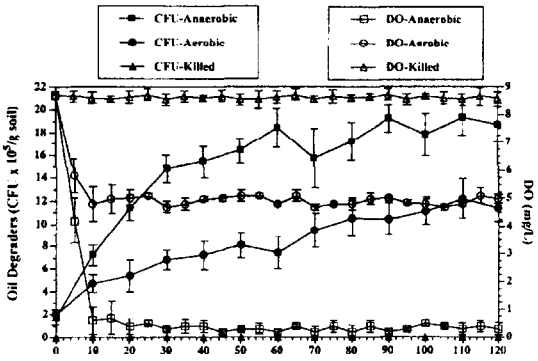

Figure 1. Average concentrations of oil degrading mi croorganisms and DO with time.

Results and Discussion

Figure 1 shows the average measurements of oil-degrading microorganisms and DO with time. The killed controls showed no decrease in DO from the saturation concentration of 8.5 mg/L throughout the entire experiment. The killed reactors also had microbial concentrations that were essentially zero throughout the experiment. This shows that autoclaving was successful ill killing the micro organisms. In contrast, the biologically active reactors showed significant increases in microbial concentrations and decreases in DO within the first 5 to 10 days. These results show that there was considerable aerobic microbial activity in the biologically active systems. It can be concluded that this microbial activity was driven by DF biodegradation, since DF was the only major food source available. The greatest increase in CFU and decrease in DO was observed in the anaerobic systems, because adding nutrients promoted more biological activity than was possible in the aerobic systems. The anaerobic reactors showed an increase in the number of oil-degrading microbes from roughly 2 $X10^5$ CFU/g to 1.9 X 10^6 CFU/g after 120 days. This represents an increase of nearly an order of magnitude. DO in the anaerobic reactors decreased to less than 0.5 mg/ L within 10 days, and remained at this concentration thereafter. The aerobic reactors showed an increase in the number of oil degrades from roughly 2 x 10^5 CFU/g to

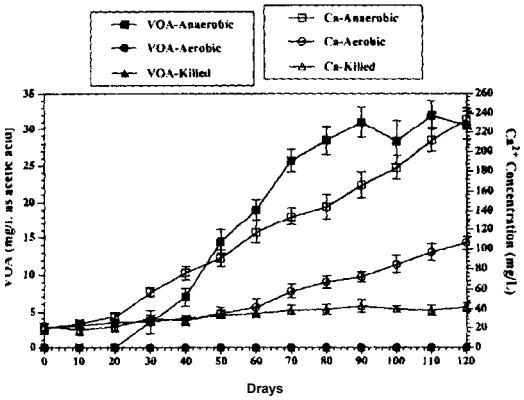

Figure 2. Average concentrations of VOA and Ca^{2+} with time.

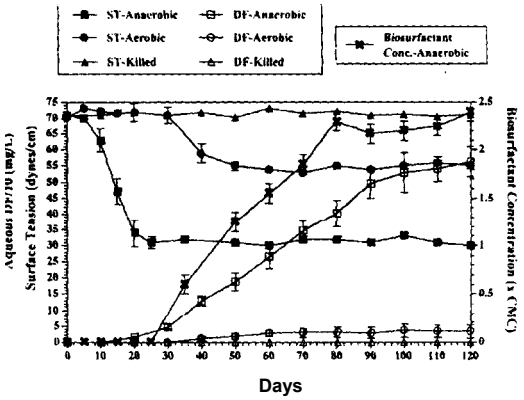

Figure 3. Average values of surface tension, aqueous DF concentration, and biosurfactant concentration with time.

to 1.3 X 106 CFU/g during the experiment. The DO in the reactors without added nutrients reached a steady state concentration of approximately 5 mg/L, which is considered aerobic.

The anaerobic reactors were designed to simulate conditions observed in the subsurface at the hydrocarbon impacted site from whence the soil was obtained (Werkema *et al.*, 2000) and at many such sites. Nutrients were provided at concentrations observed at the site, where the presence of sufficient nutrients and hydrocarbons have resulted in anaerobic conditions *(i.e.*. DO < 0.5 mg/L) caused by microbial activity (Werkema PI al., 2000). Anaerobic conditions exist in the saturated zone at nearly all LNAPL impacted site& (Alexander, 1994). Nitrate (NO^{3-}), which is present at the site and was added to the anaerobic systems. promotes the growth of denitrifying bacteria that degrade DF by providing a necessary electron acceptor. It is important to remember that aerobic reactions occur in anaerobic systems along with anaerobic reactions. which is what continually consumes oxygen and maintains anaerobic conditions. Therefore, both aerobic and anaerobic reactions took place in the anaerobic systems. The aerobic reactors were maintained as a control to observe the effects of nutrients at the site on biogeochemistry and conductivity. and to simulate a nutrient-starved, aerobic site. Killed reactors provided an abiotic system for comparison with the biologically active reactors.

The average values for measurements of VOA and Ca^{2+} concentrations are plotted in Fig. 2. VOA levels were zero throughout the experiment in the killed and aerobic systems. However, VOA concentrations in the anaerobic systems began to increase on day 20 and stabilized at values between 30-35 mg/L as acetic acid between days 90 and 120. Since VOAs are biodegradable, an accumulation of VOA indicates that rates of production exceed rates of degradation during that time. Concentrations of Ca" started at a background value of approximately 25 mg/L and increased with time in all the reactors. Increases in Ca" concentrations with time were probably to due to dissolution of carbonates, which comprised approximately 2% (by weight) of the soil. The lowest levels of Ca^{2+} at the end of the experiment (40 mg/L) were observed in the killed reactors, which represent\ Ca^{2+} concentrations achieved by carbonate dissolution in the absence of microbial activity. In contrast. the Ca^{2+} concentration in the aerobic and anaerobic systems reached levels of 105 mg/L and 235 mg/ L, respectively.

The results in Fig. 2 show that microbial activity promoted the dissolution of carbonates, most pronounced under anaerobic conditions. The greater dissolution of carbonates achieved in the anaerobic systems is consistent with the accumulation of VOA and the overall enhanced microbial activity in these reactors compared with the aerobic reactors. While VOA was not detected in the aerobic reactors, it may have been present in low levels. CO_2 is another common product of microbial activity (not measured in this study), and its production is proportional to overall microbial activity (aerobic and anaerobic). Considering that more microbial activity was observed in the anaerobic systems than the aerobic ones, and that both aerobic and anaerobic reactions took place in the anaerobic systems, it is likely that more CO_2 was produced in the anaerobic systems than the aerobic ones. CO_2 and organic acid production has been demonstrated at LNAPL-impacted sites (Cozzarelli *et al.* 1990, 1994, 1995; Eaganhouse *et al.*, 1993; Hiebert *et al.* 1995: Baedecker *et al.* 1993; McMahon *et al.* 1995) and is known co enhance the dissolution of carbonate\ and other minerals.

Figure 3 shows the average values of biosurfactant

related measurements: ST and concentrations of aqueous DF and biosurfactants. Killed controls showed no significant decrease in surface tension from 72 dynes/cm (the value for distilled water al 25 C) throughout the entire experiment. In contrast. ST measurements in the anaerobic reactors decreased from 72 dynes/cm to approximately 30 dynes/cm after 20 days. and remained al these levels until the end of the experiment. ST in the aerobic systems decreased after day 30 IO values between SO and 55 dynes/ cm, where they remained for the remainder of the experiment. Aqueous DF concentrations were zero for the first 20-X) days in all the reactors, and remained zero throughout the experiment in the killed reactors. The aqueous concentration of DF is roughly 5 mg/L (Testa and Winegardner, 1991). hut DF sorbs readily to soil, which explains the initial absence of DF in the aqueous phase. Aqueous DF concentration\ in the aerobic systems increased after day 30 to final values of nearly 5 mg/L. Aqueous DF concentrations in the anaerobic systems increased dramatically after day 20. reaching values of 550 mg/L (over 100 times the aqueous solubility). Biosurfactant concentrations in the killed and aerobic systems (not shown) were below the CMC throughout the experiment. However, biosurfactant concentrations in the anaerobic reactors increased after day 20 to levels over 2 times the CMC during the last 40 days of the experiments.

The results in Fig. 3 show that biosurfactants were produced in the anaerobic systems to levels over twice the CMC. The drop in ST to 30 dynes/cm observed in the anaerobic reactors coincided with biosurfactant concentrations above the CMC. and is a clear indication of surfactant concentrations above the CMC (Zajic and Seffens, 1984; Desai and Banat. 1907). Common metabolic products (e.g., organic acids) are not able to reduce ST to 30 dynes/cm. even at concentrations above 10% (Zajic and Seffens. 1984). indicating that the low ST reached in the anaerobic systems was not due to the accumulation of such products. Another unmistakable sign of biosurfactant concentration observed in the anaerobic systems was the increase in aqueous; DF concentrations coinciding with increasing biosurfactant concentrations after day 20. Aqueous DF measurements two orders of magnitude greater than the solubility limit is explained by emulsification of DE Emulsified NAPL droplets are le\s than 0.1 +m in diameter (Miller, 1995). and can pass through the 0.4%-μm filter, whereas non-emulsified NAPL cannot. Biosurfactant are biodegradable and sorb readily to soil (Miller, 1995: Desai and Banat. 1997). so the accumulation of biosurfactants in the anaerobic systems indicates that the rate of production exceeded rates of biodegradation and sorption. While biosurfactant concentrations above the CMC were not measured in the aerobic systems. ST values decreased and aqueous DF concentrations increased noticeably. This suggests that biosurfactants may have been in excess of the CMC in some pores. but that the concentrations dropped to below the CMC by dilution during sampling. Increasing aqueous DF concentrations with time in the aerobic systems support this. Numerous aerobic and anaerobic species produce biosurfactants (Zajic and Seffens, 1984: Desai and Banat, 1997). However. this study is the first to demonstrate in situ biosurfactant production accompanying microbial growth on NAPL.

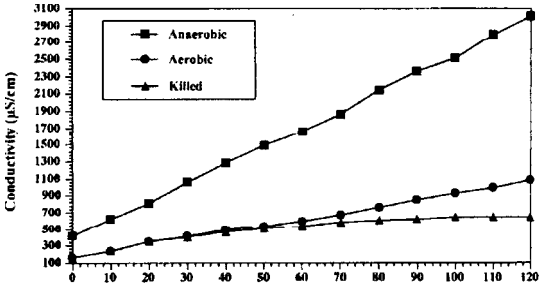

Figure 4. Average values of specific electrical conductivity with time.

Figure 4 shows the average values of specific conductivity measurements in pore water r:Imple\ over time. Conductivity increased in all reactors, hut the increase was by far the greatest in anaerobic systems. The initial conductivity of the anaerobic systems began at approximately 420 μS/cm. which was considerably higher than m the killed and aerobic reactors because of the added nutrients. Conductivity then increased in the anaerobic systems to over 3,000 μS/cm after 120 days. The initial conductivity in the killed and aerobic reactors was approximately 150 μS/cm. Conductivity increased to final values of roughly 650 μS/cm and I.100 μS/cm in the killed and aerobic systems. respectively. Since conductivity increases in the killed reactors are strictly from abiotic processes. subtracting these values from those observed in the biologically active systems gives an estimate of the increases in conductivity due to DF biodegradation processes in those systems. After 120 days in the killed reactors, conductivity increased 500 μS/cm (650 μS/cm- 150 μS/cm). Subtracting this value from the conductivity increases observed after 120 days in the aerobic systems (2,600 μS/cm) and anaerobic systems (950 μS/cm). yields an increase in conductivity of the aerobic and anaerobic systems of approximately 2,100 μS/cm and 450 μS/cm, respectively. From this analysis it is clear that specific conductivity increased roughly 4.5 times more in the anaerobic reactors than in the aerobic ones. This IS consistent with enhanced microbial activity, greater VOA production and carbonate dissolution. and enhanced production of biosurfactants in the anaerobic systems relative to the aerobic ones (Figs. 1-3).

Table 1. Measurements of dissolved solids in the pore waters from the three systems at the conclusion of the 120-day experiment.

Measurement	Anaerobic	Aerobic	Killed
Total DS (mg/L)	2130 ± 64 (8)[a]	758 ± 46 (8)	416 ± 28 (8)
Inorganic DS (mg/L)	1518 ± 54 (8)	602 ± 35 (8)	416 ± 28 (8)
Organic DS (mg/L)	612 ± 36 (8)	156 ± 31 (8)	0
Inorganic DS/Organic DS	2.5	3.9	NA
Total DS/Conductivity	0.72	0.69	0.64

[a] mean ± standard deviation (number of measurements). NA = not applicable.

Bulk conductivity was not measured in the reactors. However, specific conductivity is the major variable affecting bulk conductivity measurements, as described by Archie's Law. Using a soil porosity of 0.4 (common for unconsolidated sands) and other commonly used values for Archie's Law the ratio of specific conductivity to bulk conductivity is 10 (Telford *et al.*, 1990). This means that the increase in specific conductivity observed in the anaerobic systems due to DF biodegradation processes was 210 μS/cm (2,100 S/cm/10). This represents a significant increase in bulk conductivity measured in the field. Furthermore, the reactors in this study were only operated for 120 days. These results clearly show that biodegradation of DF can have a significant effect on bulk conductivity measurements at NAPL-impacted sites.

Table 1 lists results from the dissolved solids (DS) measurements of pore waters from the three systems at the end of the 120-day experiment. Total DS concentrations ranged from 416 mg/L in the killed controls to 2,130 mg/L in the anaerobic reactors. The value in the killed control (416 mg/L) was strictly due to abiotic processes, and subtracting this value from the total DS concentration in the anaerobic and aerobic systems gives an indication of the increase in those system due to DF biodegradation processes. This analysis yields an increase in total DS due to DF biodegradation in the anaerobic and aerobic systems of 1,714 mg/L and 342 mg/L, respectively. The organic DS concentration in the killed controls was zero, which is supported by the lack of microbial activity and lack of associated products (Figs. 1–3). The ratios of inorganic DS to organic DS concentrations in the anaerobic and aerobic reactors were 2.5 and 3.9, respectively. The lower ratio for the anaerobic system is explained by the greater concentrations of biosurfactants and emulsified DF (Fig. 3). The ratio of total DS concentrations to conductivity in the reactors on day 120 ranged from 0.64 to 0.72. These ratios are within the range of 0.55–0.75 reported for a survey of natural groundwaters (Hem, 1970).

The results clearly show that products of DF biodegradation in the reactors increased with increasing microbial activity and were greater for the anaerobic systems (with added nutrients) than for the aerobic ones (without added nutrients). DF biodegradation resulted in an increase in inorganic DS due to mineral dissolution and in organic DS due to organic acid and biosurfactant production. The increase in DS resulted in increases in conductivity. The anaerobic reactors simulated subsurface conditions at a LNAPL-impacted site with anomalously high conductivities (Atekwana *et al.*, 1999; Werkema *et al.*, 2000). The results from this study show that products of LNAPL biodegradation can explain those anomalous resistivities.

Conclusions

The results show that LNAPL biodegradation, under aerobic and anaerobic conditions, can substantially change pore water biogeochemistry, producing dramatic increases in electrical conductivity. These results help explain anomalously high conductivities reported in recent geophysical investigations at several LNAPL-contaminated sites. It has been known for some time that LNAPL biodegradation produces CO_2 and can produce organic acids, which enhance mineral dissolution. However, this study is the first to link these biogeochemical processes to enhanced pore water conductivity. This is also the first study demonstrating in situ biosurfactant production and LNAPL emulsification. The results suggest that biosurfactant production can accelerate a change in conditions from NAPL-wetted to water-wetted solids over time. The resulting increase in water/solids contact area could affect resistivity and GPR measurements.

References

Alexander, M. 1994, Biodegradation and Bioremediation: Academic Press, San Diego, California.

Atekwana, E.A., Sauck, W.A., and Werkema Jr., D.D., 1998, Characterization of a complex refinery groundwater contamination plume using multiple geoelectric methods: Proceedings of the Symposium on the Application of Geophysics

to Engineering and Environmental Problems, Chicago, Illinois, 427–436.

Atekwana, E.A., Sauck, W.A., and Werkema Jr., D.D., 2000, Investigations of geoelectrical signatures at a hydrocarbon contaminated site: Journ. Appl. Geophysics, **44**, 167–180.

Baedecker, M.J., Cozzarelli, I.M., Eganhouse, R.P., Siegel, D.I., and Bennett, P.C., 1993, Crude oil in a shallow sand and gravel aquifer III. Biogeochemical reactions and mass balance modeling in anoxic groundwater: Appl. Geochem., **8**, 569–586.

Benson, A.K., and Stubben, M.A., 1995, Interval resistivities and very low frequency electromagnetic induction-an aid to detecting groundwater contamination in space and time: A case study: Env. Geosci., **2**, 74–84.

Bermejo, J.L., Sauck, W.A., and Atekwana, E.A., 1997, Geophysical discovery of a new LNAPL plume at the former Wurtsmith AFB: Ground Water Monit. Remed., **17**, 131–137.

Cassidy, D.P., in press, Biosurfactant production in a bioslurry reactor treating diesel fuel-contaminated soil: Water Environment Research.

Cooper, D.G., Zajic, J.E., Gerson, D.F., and Manninen, K.I., 1980, Isolation and identification of biosurfactant produced during anaerobic growth of *Clostridium pasteurianum*: Journ. Ferment. Technol., **58**, 83–86.

Cozzarelli, I.M., Eganhouse, R.P., and Baedecker, M.J., 1990, Transformation of monoaromatic hydrocarbons to organic acids in anoxic groundwater environment: Environ. Geol. Water Sci., **16**, 135–141.

Cozzarelli, I.M., Baedecker, M.J., Eganhouse, R.P., and Goerlitz, D.F., 1994, The geochemical evolution of low-molecular-weight organic acids derived from the degradation of petroleum contaminants in groundwater: Geochim. Cosmochim. Acta, **58**, 863–877.

Cozzarelli, I.M., Herman, J.S., and Baedecker, M.J., 1995, Fate of microbial metabolites of hydrocarbons in a coastal plain aquifer: the role of electron acceptors: Environ. Sci. Technol., **29**, 458–469.

Desai, J.D., and Banat, I.M., 1997, Microbial production of surfactants and their commercial potential. Microbiology and Molecular Biology Reviews, **61**, 47–64.

Eaton, A.D., Clesceri, L.S., and Greenberg, A.E., 1995, Standard Methods for the Examination of Water and Wastewater, 19th ed.: APHA, AWWA, WEF.

Eganhouse, R.P., Baedecker, M.J., Cozzarelli, I.M., Aiken, G.R., Thorn, K.A., and Dorsey, T.F., 1993, Crude oil in a shallow sand and gravel aquifer: Appl. Geochem. **8**, 551–567.

Gajdos, V., and Král, V., 1995, Influence of hydrocarbon pollution to soil conductivity: Proceedings of the Symposium on the Application of Geophysics to Engineering and Environmental Problems (SAGEEP '95), Orlando, Florida, 785–789.

Granato, G.E., and Smith, K.P., 1999, Robowell: An automated process for monitoring ground water quality using established sampling protocols: Ground Water Mon. & Rem., Fall, 81–89.

Hem, J.D., 1970, Study and Interpretation of the Chemical Characteristics of Natural Water: U. S. Geol. Survey Water-Supply Paper no. 1473.

Hiebert, F.K., Bennet, P.C., Folk, R.L., and Pope, S.R., 1995, Enhanced mineral alteration by petroleum biodegradation in a freshwater aquifer, *in* Microbial processes for bioremediation, Hinchee *et al.*, (eds.), Batelle Press, Columbus, pp. 297–308.

McInerney, M.J., Javaheri, M., and Nagle, D.P., 1990, Properties of the biosurfactant produced by *Bacillus licheniformis* strain JF-2: Journ. Industrial Microbiology, **5**, 95–102.

McMahon, P.B., Vroblesky, D.A., Bradley, P.M., Chapelle, F.H., and Guller, C.D., 1995, Evidence of enhanced mineral dissolution in shallow ground water: Ground Water **33**, 207–216.

Miller, R.M., 1995, Surfactant-enhanced bioavailability of slightly soluble organic compounds: in Skipper, H.D., and Turco, R.F., Eds., Bioremediation Science and Applications, Soil Science Special Publication No. 43, SSSA, 33–54.

Sauck, W.A., 1998, A conceptual model for the geoelectrical response of LNAPL Plumes in granulated sediments: Proceedings of the Symposium on the Application of Geophysics to Engineering and Environmental Problems, Chicago, Illinois, 805–817.

Sauck, W.A., 2000, A model for the resistivity structure of LNAPL plumes and their environs in sandy sediments: Applied Geophysics, **44**, 151–165.

Sauck, W.A., Atekwana, E.A., and Nash, M.S., 1998, Elevated conductivities associated with an LNAPL plume imaged by integrated geophysical techniques: Journ. Environmental and Engineering Geophysics, **2**, 203–212.

Schneider, G.W., and Greenhouse, J.P., 1992, Geophysical detection of perchloroethylene in a sandy aquifer using resistivity and nuclear logging techniques: Proceedings of the Symposium on the Application of Geophysics to Engineering and Environmental Problems, Oakbrook, Illinois, 619–628.

Stumm, W., and Morgan, J.J., 1981, Aquatic Chemistry, 2nd ed.: John Wiley & Sons, New York.

Telford, W.M., Geldart, L.P., and Sheriff, R.E., 1990, Applied Geophysics, 2nd ed.: Cambridge University Press, Cambridge, U.K.

Testa, S.M., and Winegardner, D.L., 1991, Restoration of Petroleum-Contaminated Aquifers: Lewis Publishers, Chelsea, Michigan.

Werkema D.D., Atekwana, E.A., Sauck, W.A., Rossbach, S., and Duris, J., 2000, Vertical distribution of microbial abundances and apparent resistivity at an LNAPL spill site: Proceedings of the Symposium on the Application of Geophysics to Engineering and Environmental Problems, Arlington Virginia, 669–678.

Zajic, J.E., and Settens, W.,1984, Biosurfactants: CRC Critical Rev. Biotechnol., **1**, 87–107.

Appendix C

REFERENCE - TECHNICAL PAPER

Natural Attenuation of Chlorinated Solvents in Groundwater: Principles and Practices

Note:
Appendices to this technical paper are not included in Appendix C for brevity. They are downloadable at the following web link:

http://www.itrcweb.org/Documents/ISB-3.pdf



Technical/Regulatory Guidelines

Natural Attenuation of Chlorinated Solvents in Groundwater: Principles and Practices

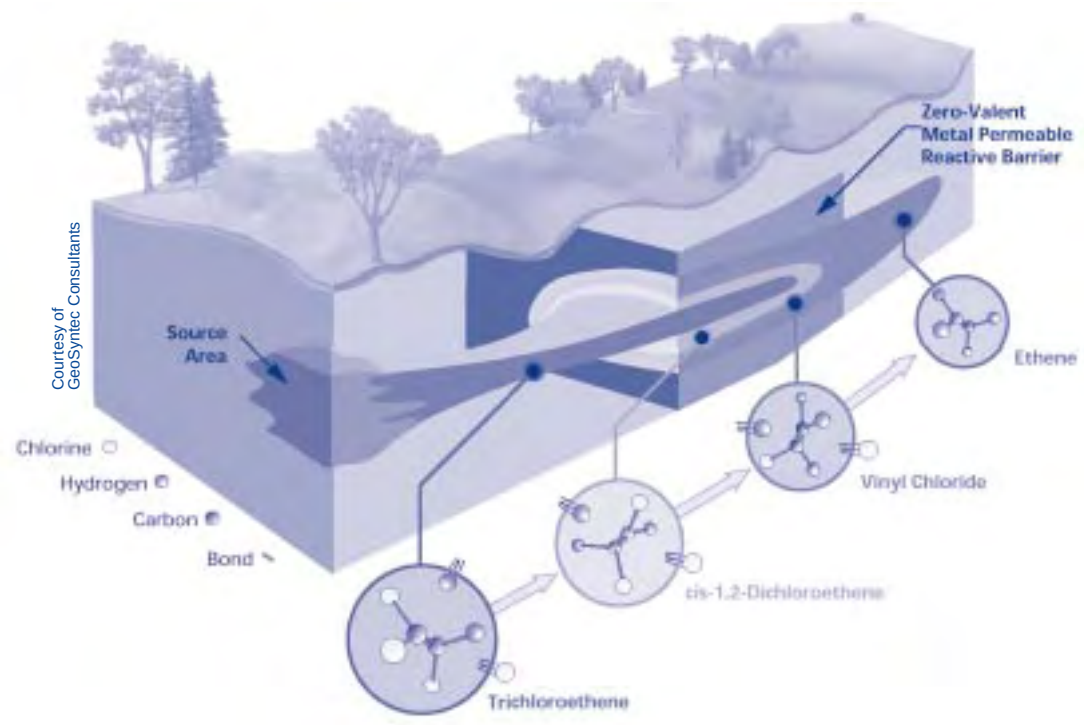

September 1999

Prepared by

Interstate Technology and Regulatory Cooperation Work Group

In Situ Bioremediation Work Team

and

Industrial Members of the Remediation Technologies Development Forum (RTDF)

- GeoSyntec Consultants
- Dow Chemical Company
- DuPont Company
- General Electric Company
- Imperial Chemical Industries
- Monsanto Company
- Novartis
- Zeneca Inc.

Natural Attenuation of Chlorinated Solvents in Groundwater: Principles and Practices

September 1999

Prepared by
Interstate Technology and Regulatory Cooperation Work Group
In Situ Bioremediation Work Team

and

Industrial Members of the Remediation Technologies Development Fourm (RTDF)

- GeoSyntec Consultants
- Dow Chemical Company
- DuPont Company
- General Electric Company
- Imperial Chemical Industries
- Monsanto Company
- Novartis
- Zeneca Inc.

ABOUT ITRC

Established in 1995, the Interstate Technology & Regulatory Council (ITRC) is a state-led, national coalition of personnel from the environmental regulatory agencies of some 40 states and the District of Columbia; three federal agencies; tribes; and public and industry stakeholders. The organization is devoted to reducing barriers to, and speeding interstate deployment of, better, more cost-effective, innovative environmental techniques. ITRC operates as a committee of the Environmental Research Institute of the States (ERIS), a Section 501(c)(3) public charity that supports the Environmental Council of the States (ECOS) through its educational and research activities aimed at improving the environment in the United States and providing a forum for state environmental policy makers. More information about ITRC and its available products and services can be found on the Internet at **www.itrcweb.org.**

DISCLAIMER

This document is designed to help regulators and others develop a consistent approach to their evaluation, regulatory approval, and deployment of specific technologies at specific sites. Although the information in this document is believed to be reliable and accurate, this document and all material set forth herein are provided without warranties of any kind, either express or implied, including but not limited to warranties of the accuracy or completeness of information contained in the document. The technical implications of any information or guidance contained in this document may vary widely based on the specific facts involved and should not be used as a substitute for consultation with professional and competent advisors. Although this document attempts to address what the authors believe to be all relevant points, it is not intended to be an exhaustive treatise on the subject. Interested readers should do their own research, and a list of references may be provided as a starting point. This document does not necessarily address all applicable heath and safety risks and precautions with respect to particular materials, conditions, or procedures in specific applications of any technology. Consequently, ITRC recommends also consulting applicable standards, laws, regulations, suppliers of materials, and material safety data sheets for information concerning safety and health risks and precautions and compliance with then-applicable laws and regulations. The use of this document and the materials set forth herein is at the user's own risk. ECOS, ERIS, and ITRC shall not be liable for any direct, indirect, incidental, special, consequential, or punitive damages arising out of the use of any information, apparatus, method, or process discussed in this document. This document may be revised or withdrawn at any time without prior notice.

ECOS, ERIS, and ITRC do not endorse the use of, nor do they attempt to determine the merits of, any specific technology or technology provider through publication of this guidance document or any other ITRC document. The type of work described in this document should be performed by trained professionals, and federal, state, and municipal laws should be consulted. ECOS, ERIS, and ITRC shall not be liable in the event of any conflict between this guidance document and such laws, regulations, and/or ordinances. Mention of trade names or commercial products does not constitute endorsement or recommendation of use by ECOS, ERIS, or ITRC.

FOREWORD

This Principles and Practices Document was prepared by the Industrial Members of the Bioremediation of Chlorinated Solvents Consortium of the Remediation Technologies Development Forum (RTDF) to disseminate up-to-date scientific information regarding **natural attenuation** (also referred to as **intrinsic remediation**) of **chlorinated solvents**. This information was assembled from research activities of the RTDF and from the experience and knowledge of the following participating companies and organizations of the RTDF Bioconsortium: Beak International, Dow Chemical Company, DuPont Company, General Electric Company, Imperial Chemical Industries, Monsanto Company, Novartis, and Zeneca Inc.

The RTDF is a public and private sector collaboration to develop innovative solutions to complex hazardous waste problems. The mission of the RTDF Bioconsortium is to accelerate the development of cost-effective bioremediation processes for degrading chlorinated solvents and to achieve public and regulatory acceptance that these processes are safe and effective.

The industrial members of the RTDF intend for this document to be as consistent as possible with the Air Force Center for Environmental Excellence and United States Environmental Protection Agency (AFCEE/EPA) Protocol which is currently under development. However, this document is not a “how to” manual; its purpose is to provide a "framework" to evaluate natural attenuation of chlorinated volatile organic compounds (VOC), that is, how to think about natural attenuation based on science. As a scientific document, its intent is not to dispense regulatory information. A separate document that provides the industrial members of the RTDF responses to reviews of previous versions of this document, issues requiring further discussion, and planned future revisions/additions to the document, is also available to the public.

ACKNOWLEDGMENTS

The RTDF appreciates the efforts of the following individuals in preparing this document: Dr. David Major, Evan Cox, and Dr. Leo Lehmicke of Beak International; Dr. David Ellis, Dr. Ron Buchanan, Ed Lutz, and Dr. Mike Lee of DuPont; Dr. Joseph Salvo, Dr. Jay Spivak, and Dr. Mark Harkness of General Electric Company; and Dr. Gary Klecka of Dow Chemical Company.

TABLE OF CONTENTS

Page

FOREWORD and ACKNOWLEDGMENTS ii

INTRODUCTION 1

Q 1: What is natural attenuation? 1
Q 2: Is natural attenuation a "do nothing" approach? 1
Q 3: How often is natural attenuation effective? 2
Q 4: Why should natural attenuation be evaluated? 2
Q 5: What is the intent of this Principles and Practices Document? 2
Q 6: Who should read/use this Principles and Practices Document? 3
Q 7: How is the Principles and Practices Document Organized? 3
Q 8: Where can key terms and definitions be found? 3

BACKGROUND 4

Q 9: Why is the RTDF focusing on chlorinated solvents? 4
Q 10: What are the most common misconceptions regarding chlorinated solvents and their natural attenuation? 4
Q 11: What are the technical challenges associated with sites contaminated with chlorinated solvents? 4
Q 12: What are the technical challenges associated with DNAPL? 5
Q 13: Can the presence of DNAPL be determined? 6
Q 14: How does the presence of DNAPL affect site remediation strategy 6
Q 15: What processes contribute to the natural attenuation of chlorinated solvents? 7
Q 16: How do chlorinated solvents biodegrade? 8
Q 17: What are the products of chlorinated solvent biodegradation? 9
Q 18: Are all of the appropriate bacteria present at every site? 9

EVALUATING NATURAL ATTENUATION 10

Q 19: When should natural attenuation be evaluated? 10
Q 20: When should natural attenuation not be considered in the remedy? 10
Q 21: What evidence is required to evaluate and implement natural attenuation? 11
Q 22: How are the three lines of evidence documented? 11

Q 23: What data are required to support the three lines of evidence? 12

METHODS....12

Step 1. Review Available Site Data....12

Step 2. Review/Develop the Site Conceptual Model 13

Step 3. Screen the Data for Evidence of Natural Attenuation and Develop Hypothesis to Explain the Attenuation Processes. 13

Step 4. Identify Additional Data Requirements 14

Step 5. Collect Additional Data 15

Step 6. Refine the Site Conceptual Model....16

Step 7. Interpret the Data and Test/Refine Conceptual Model....17

Step 8. Conduct an Exposure Pathway Analysis....17

Step 9. If Accepted, Integrate Natural Attenuation into the Long-Term Site Management Strategy....18

REFERENCES FOR TEXT AND TABLES 19

LIST OF TABLES

(All are found in Appendix D)

Table 1: Advantages and Disadvantages of Using Natural Attenuation
Table 2: Case Studies of Natural Attenuation with References
Table 3: Degradation of Common Chlorinated Solvents under Aerobic and Anaerobic Conditions
Table 4: Cost Comparison of Natural Attenuation to other Remedial Technologies
Table 5: Common Patterns of Chlorinated Solvent Presence and Distribution in Groundwater and Suggested Data Collection Tiers to Support Natural Attenuation
Table 6: Data Collection Tiers for Evaluation and Implementation of Natural Attenuation
Table 7: Elements of the Long-Term Monitoring Plan
Table B1: Cross-Reference List for the Resource Guide

LIST OF FIGURES

(All are found in Appendix D)

Figure 1: Distribution of Nonaqueous Phase Liquids (NAPL) in the Subsurface
Figure 2: Common Degradation Pathways for Common Chlorinated Aliphatic Compounds
Figure 3: Anaerobic Reductive Dechlorination of a Trichloroethene Plume

Figure 4: Flow Chart to Evaluate and Implement Natural Attenuation
Figure 5: Common Patterns of Chlorinated Solvent Biodegradation in an Anaerobic System
Figure 6: Common Patterns of Chlorinated Solvent Biodegradation in a Sequential Anaerobic/Aerobic System
Figure 7: Theoretical Monitoring Well Locations for Natural Attenuation

LIST OF APPENDICES

Appendix A: Glossary of Terms
Appendix B: Resource Guide to Methods, Protocols, and Further Reading
Appendix C: Case Studies
Appendix D: Tables and Figures
Appendix E: ITRC Work Team Contacts, ITRC Fact Sheet and Product List, and User Survey
Appendix F: Acronyms
Appendix G: Response to Peer Review Comments

NATURAL ATTENUATION OF CHLORINATED SOLVENTS IN GROUNDWATER: PRINCIPLES AND PRACTICES

INTRODUCTION

Q 1: What is natural attenuation?

A 1: Natural attenuation (also known as intrinsic remediation or natural restoration) was defined by the Office of Solid Waste and Emergency Response (OSWER) of the EPA as follows:

> *The term "natural attenuation" refers to naturally-occurring processes in soil and groundwater environments that act without human intervention to reduce the mass, toxicity, mobility, volume or concentration of contaminants in those media. These in-situ processes include biodegradation, dispersion, dilution, adsorption, volatilization and chemical or biological stabilization or destruction of contaminants.*

Simply stated, natural attenuation would be an accepted remedy when physical, chemical, and/or biological processes act to reduce the mass, toxicity, and/or mobility of subsurface contamination in a way that reduces risk to human health and the environment to acceptable levels.

The National Contingency Plan permits the use of natural attenuation as a remedy or a portion of a remedy for Superfund sites. In addition, several states (e.g., New Jersey, South Carolina, Wisconsin) have developed regulations and/or guidance regarding the evaluation and implementation of natural attenuation.

Q 2: Is natural attenuation a "do nothing" approach?

A 2: Natural attenuation is <u>not</u> a "do nothing" approach because it involves:

- Characterizing the fate and transport of the chlorinated solvents to evaluate the nature and extent of the natural attenuation processes;
- Ensuring that these processes reduce the mass, toxicity and/or mobility of subsurface contamination in a way that reduces risk to human health and the environment to acceptable levels;
- Evaluating the factors that will affect the long-term performance of natural attenuation; and

- Monitoring of the natural processes to ensure their continued effectiveness.

Q 3: How often is natural attenuation effective?

A 3: It has been estimated by the EPA (J. Wilson, pers. comm.) that natural attenuation will be effective as the sole remedy at approximately 20% of all chlorinated solvent sites. It has also been estimated that natural attenuation may serve as a portion of the remedy at an additional 50% of all chlorinated solvent sites (Ellis et al., 1996).

Q 4: Why should natural attenuation be evaluated?

A 4: Natural attenuation should be evaluated at chlorinated solvent sites because it is:

- A common sense approach to protect human health and the environment;
- A cost-effective alternative that can be used as a stand-alone technology or in association with other remediation technologies to reduce overall remediation costs;
- Minimally intrusive and usually less disruptive of facility operations and infrastructure compared to most remediation technologies; and
- Important to understand natural geochemical processes before implementing any remedial measure.

The advantages and disadvantages of natural attenuation are listed in Table 1.

Q 5: What is the intent of this Principles and Practices Document?

A 5: The intent of this document is to:

- Distill the practical aspects of the current state of the science into a framework to efficiently and economically assess natural attenuation;
- Develop a document that describes the status and benefit of natural attenuation in layman's terms and can be continually updated as new information becomes available and as feedback from stakeholders is received;
- Guide readers on how to easily integrate natural attenuation into new and/or ongoing site characterization or groundwater monitoring programs;
- Provide guidance to the public, regulators, site managers, and practitioners on how to evaluate, interpret, and validate the contribution of natural attenuation of chlorinated solvents; and

- Reference appropriate sampling and interpretation protocols and guide readers to other relevant materials.

These goals will allow the RTDF Bioconsortium to keep pace with the rapid advances in the science and knowledge that serves as the basis of this technology and to update the document on the world wide web (http://www.rtdf.org) and in print form. In the near future, the RTDF Bioconsortium will also publish documents on two other technologies: **accelerated anaerobic bioremediation** and **co-metabolic bioventing**

Q 6: Who should read/use this Principles and Practices Document?

A 6: This document has been designed to be a valuable resource tool for the public, regulators, site managers, and practitioners

Q 7: How is the Principles and Practices Document Organized?

A 7: The Document is divided into four topic sections. The first section titled "Introduction" provides information on the intent of the document, who should read/use it, what natural attenuation is and why it should be considered. The second section titled "Background" provides information regarding the technical challenges associated with sites contaminated with chlorinated solvents and the types of chlorinated solvent attenuation processes that are known to occur. The third section titled "Evaluating Natural Attenuation" provides information on how natural attenuation studies are generally conducted and what types of information are typically required to document natural attenuation. The fourth section titled "Methods" presents a step-wise process, accompanied by a flow chart that can be used to evaluate and implement natural attenuation at sites contaminated by chlorinated solvents.

Q 8: Where can key terms and definitions be found?

A 8: Appendix A provides a glossary of key terms that are commonly used in natural attenuation of chlorinated solvents. Words that appear in bold type in this document are defined in the glossary. Appendix E contains a list of acronyms that are used throughout this document.

BACKGROUND

Q 9: Why is this document focusing on chlorinated solvents?

A 9: Chlorinated solvents such as tetrachloroethene (also known as perchloroethene, PCE), trichloroethene (TCE), trichloroethane (TCA), and carbon tetrachloride (CT) are commonly used as degreasing agents at manufacturing, maintenance and service facilities around the world. They are among the most common soil and groundwater contaminants. Some of these chlorinated compounds and some of their degradation intermediates may be toxic or carcinogenic. Chlorinated solvents are a class of chemicals that can be amenable to natural attenuation but such naturally-occurring mechanisms have not been the subject of much research in the past. Consequently, such mechanisms have been over looked by both the regulated community and the regulators.

Q 10: What are the most common misconceptions regarding chlorinated solvents and their natural attenuation?

A 10: Three of the most common misconceptions regarding chlorinated solvents and their natural attenuation are that:

- Chlorinated solvents can be easily found and remediated;
- Only biological processes are important or should be considered; and
- More toxic intermediates are likely to accumulate.

Questions 11 through 14 address the first misconception, question 15 addresses the second misconception, and question 17 addresses the third misconception.

Q 11: What are the technical challenges associated with sites contaminated with chlorinated solvents?

A 11: The physical properties of many chlorinated solvents make them extremely difficult to locate, remove or treat in the subsurface. Chlorinated solvents can exist and migrate in multiple phases depending on how they were released and site conditions. These phases include:

- Vapor phase in unsaturated soils;
- Dissolved phase in groundwater; and
- Liquid phase in the subsurface (e.g., droplets, coatings, or pools) as shown in Figure 1. Chlorinated solvents in this phase are referred to as **nonaqueous phase liquids** (NAPL), which do not mix with water (i.e., they form a separate layer from water). NAPL that are less dense than water float on the water table and are referred to as light

NAPL (LNAPL). NAPL that are denser than water sink below the water table and are referred to as dense NAPL (DNAPL). Most chlorinated solvents are DNAPL.

Q 12: What are the technical challenges associated with DNAPL?

A 12: The properties of DNAPL that make their investigation and remediation difficult and, in some cases, technically impracticable include:

- Complex Distribution: The distribution of DNAPL is strongly controlled by small variations in site geology and cannot be readily simulated or predicted. A released DNAPL will generally sink below the water table, spreading until it reaches confining layers (e.g., clay lenses, **aquitards**, **bedrock**) or becomes bound to the geologic matrix. Once below the water table, DNAPL do not necessarily move in the direction of groundwater flow. As a result, all of the DNAPL mass in the subsurface cannot be accurately located with current investigation technologies or techniques. An accurate determination of location is a prerequisite for effective source removal or treatment. The movement of DNAPL into small fractures and pore spaces in the subsurface prevents the effective removal of much of the DNAPL mass. Missing even a small amount of DNAPL mass means that recontamination of the groundwater can occur. It is estimated that at most DNAPL sites, over 99.9% of the DNAPL would have to be removed in order to approach the restoration levels needed to allow use of the aquifer as a drinking water supply (Pankow and Cherry, 1996).

- Low Solubilities: The low solubility of DNAPL means that it generally takes decades to centuries for DNAPL to dissolve into the groundwater. This significantly limits the utility of groundwater extraction and treatment as a remediation technology for cleanup of DNAPL sites.

- Slow Diffusion: The rate of diffusion from the geological matrix is much slower than the rate of sorption and diffusion onto/into the geological matrix. This means that even if free-phase DNAPL are treated, the slow diffusion out of the geological matrix may cause chlorinated solvents to be present in groundwater for long periods of time.

- Potential to Exacerbate the Problem through Investigation and Attempted Treatment: Improper drilling techniques in the vicinity of a DNAPL source area may result in penetration of an aquitard or confining layer, creating a new pathway for DNAPL to move downward. Similarly, treatment techniques such as de-watering to expose free DNAPL for vapor extraction may promote DNAPL migration by reducing their buoyancy.

Q 13: Can the presence of DNAPL be determined?

A 13: Site investigations designed to find DNAPL are generally impractical and ineffective. The presence of DNAPL should be suspected at sites where chlorinated solvents were typically used and disposed of (in tanks and/or waste ponds) as immiscible phase, unless historical records can account for waste solvent volume (e.g., recycling, off-site treatment/disposal).

Visual observation of DNAPL during the site investigation is not required to infer DNAPL presence. As a general rule, detecting chlorinated solvents in groundwater at concentrations exceeding 1% of their solubility suggests the presence of DNAPL or residuals (Pankow and Cherry, 1996).

Q 14: How does the presence of DNAPL affect site remediation strategy?

A 14: Proven, safe, and cost-effective technologies to remediate DNAPL sources in most groundwater environments are currently not available. Conventional groundwater remediation technologies in place at chlorinated solvent sites (e.g., groundwater extraction and treatment) remove solvents that have dissolved in the groundwater. These technologies employ long-term, active processes that are often costly and quickly reach a point of diminishing returns. As indicated above, small amounts of DNAPL mass can re-contaminate groundwater, generally making remediation of DNAPL sources to current regulatory criteria technically impracticable. Technical impracticability (TI) waivers are an appropriate regulatory mechanism and have been recognized by the EPA as appropriate for DNAPL sources.

Remediation/management strategies for most DNAPL sites should focus on integrating innovative, cost-effective techniques that will operate over the long term to mitigate risk to human health and the environment through containment. Natural attenuation is ideally suited for integration into long-term site management programs to address chlorinated solvents dissolved in groundwater. At some point in the future, more effective source removal or destruction technologies may become available. In the interim, mass removal via natural attenuation processes should be considered.

A thorough understanding of DNAPL is essential in any discussion of chlorinated solvents in groundwater. The reader is referred to Pankow and Cherry (1996) for detailed information on DNAPL behavior and its implications on remediation.

Q 15: What processes contribute to the natural attenuation of chlorinated solvents?

A 15: The processes that contribute to natural attenuation of chlorinated solvents include:

- **Degradation**: The degradation of most chlorinated solvents in groundwater occurs by **oxidation-reduction reactions** that are predominantly carried out by bacteria in the environment. These are referred to as **biodegradation** reactions. Biodegradation is usually the predominant process of natural attenuation at chlorinated solvent sites. Because of the significant and varied contributions of biodegradation to natural attenuation, biodegradation processes are discussed further in Questions 16 through 18. Some chlorinated solvents may also degrade by chemical reactions with metals (e.g., iron and iron-complexes) or water (e.g., hydrolysis reactions). Table 2 provides a list of case studies where degradation by theses processes have been documented to occur.

- **Advection, Dispersion, and Dilution**: Advection is the transport of molecules dissolved in water. During advection, molecules will also spread along and away from the expected groundwater flow path. This process is called dispersion and results from the mixing of groundwater (the solvent) and other molecules (the solute) in individual pores and channels. The combined processes of advection and dispersion result in a reduced concentration of the molecules (dilution) in the groundwater.

- **Diffusion**: Diffusion is a dispersive process that results from the movement of molecules along a concentration gradient. Molecules move from areas of high concentration to low concentration.

- **Sorption/Desorption**: Molecules can adsorb onto and, in some cases, be absorbed by geologic materials. Over time, these molecules will desorb from the geologic materials in response to concentration gradients. Sorption affects the advective rate of molecules dissolved in groundwater

- **Volatilization**: The transfer of a molecule from a liquid phase or an aqueous solution to the vapor phase (phase transfer) is termed volatilization. Chlorinated solvents are volatile organic compounds (VOC) that partition between liquid and gas phases, with the less chlorinated compounds having a tendency towards higher volatility. Volatilization may contribute to natural attenuation through the transfer of VOC from the liquid phase in the subsurface (NAPL, groundwater) to vapors in the vadose zone or to the atmosphere.

- **Stabilization**: Stabilization is a process whereby chemical molecules become chemically bound or transformed by a stabilizing agent (e.g., clay, humic materials), reducing the mobility of the molecule in the groundwater. It is usually a more irreversible reaction than adsorption.

The processes of advection, dispersion, dilution, diffusion, sorption/desorption, volatilization and stabilization are physical processes that are included in the EPA's definition of natural attenuation and are legitimate attenuation processes. They may have only a small impact at sites with high concentrations of chlorinated solvents, but may be sufficient, in and of themselves, at some sites where concentrations are low. A search of the EPA Record of Decision (ROD) database in 1995 using the search words "natural attenuation," "intrinsic bioremediation," and "intrinsic remediation" indicated 35 RODs in which natural attenuation or intrinsic remediation was selected as all or part of the remedy (Hagemann and Gill, 1995). Of these 35 sites, 17 had chlorinated solvents as one or more of the chemicals of concern. Review of these 17 sites indicate that physical attenuation mechanisms were the predominant removal mechanism at many of them; several sites had only parent compound at low concentrations (< 200 micrograms per liter [ug/L]).

Q 16: How do chlorinated solvents biodegrade?

A 16: Chlorinated solvents biodegrade by several processes, including:

- **Direct oxidation**, whereby the chlorinated compound is directly used as a **growth substrate** (**electron donor**/food source) and broken down to inorganic molecules such as carbon dioxide, water, and chloride;

- **Reductive dehalogenation**; whereby the chlorinated compound is converted to another chemical by replacing chlorine atoms with hydrogen atoms; and

- **Co-metabolism**, whereby the chlorinated compound is converted to another chemical while microorganisms use other carbon compounds for their growth substrate (food source).

Table 3 lists common chlorinated solvents and their current known degradation pathways. Figure 2 presents common degradation pathways for common chlorinated solvents.

In contrast to the biodegradation of **petroleum hydrocarbons**, evidence suggests that only a few chlorinated solvents can be used as growth substrates. Specific chlorinated solvents that can be directly oxidized are vinyl chloride (VC); dichloroethene (DCE); dichloromethane (DCM); chloromethane (CM); 1,2-dichloroethane (1,2-DCA); and chloroethane (see Table 3 and Figure 2). In **aerobic** environments (in the presence of oxygen which serves as the **electron acceptor**), chlorinated solvents are co-metabolized (i.e., used as a secondary food source) by non-specific microbial **oxygenase enzymes** that are produced by microorganisms to metabolize other growth substrates (e.g., methane, propane, toluene, ammonia, ethene, ethane). In **anaerobic** environments (in the absence of oxygen), chlorinated solvents act as **electron acceptors** in a process called **reductive dechlorination**, where hydrogen atoms replace chlorine atoms on the chlorinated solvent

molecule. Other carbon substrates (e.g., alcohols, ketones, hydrocarbons, and/or natural organic compounds) serve as **electron donors** in these reactions. Figure 3 shows a "cut-away" of a TCE plume naturally attenuating, with reductive dechlorination being the predominant process.

It should be noted that all of the biological processes described above have been discovered since 1980. Biodegradation of chlorinated solvents is a new science and the state of the science is changing constantly; at least two new processes were documented for the first time in 1996.

Q 17: What are the products of chlorinated solvent biodegradation?

A 17: The aerobic mineralization of chlorinated solvents ultimately yields carbon dioxide, water, and chloride. Aerobic co-metabolic biodegradation of chlorinated solvents generally proceeds via an unstable epoxide intermediate that spontaneously decomposes to environmentally acceptable water-soluble products, carbon dioxide, and chloride (Roberts, et. al 1989). The aerobic oxidation of chlorinated solvents can ultimately yield carbon dioxide, water, and chloride or other organic by-products such as acetate. The anaerobic biodegradation of chlorinated solvents via sequential dechlorination of the parent chlorinated compound proceeds to non-chlorinated products such as ethene, ethane and methane. For example, the anaerobic dechlorination of PCE proceeds via TCE; 1,2-DCE (the cis-isomer is the predominant isomer formed); and VC to ethene and ethane. Each successive step in the dechlorination process is theoretically slower than the proceeding step and, therefore, at some sites, biodegradation may not proceed to completion. As a result, intermediate compounds (e.g., DCE) may accumulate. For a long time, it was commonly believed that VC would accumulate. However, it is now known that VC can be biodegraded under almost all of the potential conditions found in the subsurface because it can undergo direct biodegradation under both aerobic and anaerobic conditions. Complete dechlorination products such as ethene or chloride are not deemed to be a problem. For example, the maximum contaminant level (MCL) for chloride is 1,000 mg/l. TCE biodegradation in the 100 mg/l range would result in the slow release of approximately 80 mg/l of chloride over a long period of time.

Q 18: Are all of the appropriate bacteria present at every site?

A 18: In general, all "types" of bacteria (e.g., aerobic, anaerobic) are present at all sites. However, all bacteria involved in all of the potential biodegradation pathways for chlorinated solvents are not necessarily present at every site. For example, it is believed that all of the bacteria needed for the reductive dechlorination of PCE or TCE to DCE are present at approximately 90% of all sites, and all of the bacteria needed for the reductive dechlorination of PCE or TCE to ethene are present at approximately 75% of all sites.

EVALUATING NATURAL ATTENUATION

Q 19: When should natural attenuation be evaluated?

A 19: Natural attenuation should be evaluated to some degree at every site, preferably early in the site investigation process. It is important to understand the natural attenuation processes before implementing any remedial measure. A thorough understanding of natural attenuation processes is necessary if natural attenuation is to be implemented as the remedy, a portion of the remedy, or when an alternative remedy such as enhanced bioremediation is being considered. Natural attenuation should be evaluated thoroughly when:

- Natural attenuation processes are observed or strongly expected to be occurring; and
- There are no human or ecological receptors that are likely to be impacted or potential receptors in the vicinity of the plume are, or can be protected.

In addition, natural attenuation should be considered as the remedy or portion thereof when:

- It is protective of human health and the environment;
- A continuing source that cannot cost effectively be removed or contained will require a long-term remedial effort;
- Alternative remediation technologies are not cost-effective or are technically impracticable; and
- Alternative remedial technologies pose significant added risk by transferring contaminants to other environmental media, spreading contamination or disrupting adjacent ecosystems.

Q 20: When should natural attenuation <u>not</u> be considered in the remedy?

A 20: Natural attenuation should <u>not</u> be considered as the remedy or a portion of the remedy when natural attenuation will not be protective of human health and the environment or alternative remediation technologies can more reliably and cost-effectively treat the contaminants to minimize risk. Comparative costs for different technologies are presented in Table 4.

In some instances, specific regulatory guidelines or the desires of regulatory agencies at a specific site may prevent the use of natural attenuation even though it may be sufficiently protective of human health and the environment.

Q 21: What evidence is required to evaluate and implement natural attenuation?

A 21: Natural attenuation is generally evaluated using a "lines of evidence" approach. This approach forms the basis for all current protocols and guidance documents. The suggested lines of evidence are:

1. Documented reduction of contaminant mass at the site;

2. Presence and distribution of **geochemical** and **biochemical** indicators of natural attenuation; and

3. Direct microbiological evidence.

Q 22: How are the three lines of evidence documented?

A 22: Typically, the first line of evidence (i.e., loss of contaminants) is documented by reviewing historical trends in contaminant concentration and distribution in conjunction with site geology and hydrogeology to show that a reduction in the total mass of contaminants is occurring at the site. This mass loss may be in the source area and/or along the groundwater flowpath. Because most chlorinated solvents do not biodegrade on their own like petroleum hydrocarbons, biodegradation rates are more site-specific (e.g., dependent on redox conditions, electron donor concentration). Therefore, it is more important to estimate a biodegradation rate at chlorinated solvent sites from field data (Buscheck and Alcantar 1995; Weaver et.al 1996).

The second line of evidence is documented by examining changes in the concentrations and distributions of geochemical and biochemical indicator parameters that have been shown to be related to specific natural attenuation processes.

The third line of evidence (i.e., microbiological evidence) is documented through laboratory microcosm studies and is used to: 1) confirm specific chlorinated solvent biodegradation processes that cannot be conclusively demonstrated with field data alone (e.g. anaerobic VC oxidation) and/or 2) estimate site-specific biodegradation rates that cannot be conclusively demonstrated with field data alone. The need to collect the third line of evidence is evaluated on a case-by-case basis and is generally only required when field data supporting the first two lines of evidence are insufficient to adequately support natural attenuation.

Q 23: What data are required to support the three lines of evidence?

A 23: The types of data that are required to support the three lines of evidence depend on the type of site and the nature and extent of attenuation processes that are occurring. Table 5

summarizes several common patterns of chlorinate solvents in groundwater including their distribution and relates these patterns to suggested data collection tiers to support natural attenuation. The conceptual model for a given site can be compared to these common patterns to determine what data collection tier is appropriate to evaluate and support the lines of evidence approach. The specific data that should be collected for each data collection tier are listed in Table 6. Information on the ideal use of each parameter in evaluating natural attenuation and the status of its measurement (e.g., commercially available or research) is also provided in Table 6.

The list of parameters for each tier has been developed based on the experience of the authors. Collection of all parameters may not be required for all sites. The reader may benefit from customizing the data collection tiers to suit specific site conditions.

METHODS

This section provides the reader with a step-wise framework that can be used to review data for a given chlorinated solvent site, evaluate whether the natural attenuation of chlorinated VOC is occurring, identify and collect additional data that support the three lines of evidence of natural attenuation, and integrate natural attenuation into a long-term site remediation/management strategy. It is anticipated that these activities can be conducted concurrent with other investigation and remediation planning activities. Figure 4 summarizes this information in a flowchart format.

Step 1. Review Available Site Data

The first step in evaluating natural attenuation is to review available site data. For Superfund sites, data is typically available from Remedial Investigation (RI), Risk Assessment, and Feasibility Study (FS) documents. For Resource Conservation and Recovery Act (RCRA) facilities, data will typically be available from RCRA Facility Investigation (RFI) and Corrective Measures Study (CMS) documents, and/or RCRA Alternate Concentration Limit Demonstration reports. Monitoring reports for existing remediation systems may also be available for review. It is important to identify potential receptor exposure points (e.g., drinking water wells, surface or groundwater discharge points) at this time if not yet identified.

Site characterization is necessary for sites with insufficient data. Appendix B references site investigation protocols. Evaluating natural attenuation should be incorporated into the site investigation at uncharacterized sites since the costs of collecting the additional data to evaluate natural attenuation are outweighed by the cost savings that may be realized if natural attenuation is integrated into the long-term site remediation strategy. Step 4 discusses the level of natural attenuation data that should be collected at uncharacterized sites.

Step 2. Review/Develop the Site Conceptual Model

Review the available data to determine whether a **site conceptual model** has been developed. The site conceptual model is a representation of the site-specific groundwater flow and solute transport system. This model is typically used to:

- Present and explain chemical distributions in the site groundwater in relation to groundwater flow and transport processes; and

- Facilitate the identification of risk assessment elements used in exposure analysis, including sources, release mechanisms, transport pathways, exposure points, and potential receptors.

RI documents typically present a site conceptual model that is based on available geological, hydrogeological and chemical data. These models generally do not adequately integrate chemical fate due to degradation (biological and abiotic) processes, and these processes are very site-specific for chlorinated solvents. However, as they exist, site conceptual models are useful to identify:

- Reduction of chemical mass in relation to groundwater flow and transport;

- Locations at the site (relative to sources, receptors or site boundaries) where additional data is required to document reduction of chemical mass and presence of geochemical indicators of natural attenuation processes; and

- Specific types of data that should be collected at the locations selected.

A site conceptual model is necessary if it is not presented in the available site documents. Appendix B references protocols for conceptual model development.

Step 3. Screen the Data for Evidence of Natural Attenuation and Develop Hypothesis to Explain the Attenuation Processes.

The available site data and site conceptual model should be screened both to assess whether natural attenuation is occurring and to develop a hypothesis regarding the processes that are promoting the attenuation. Screening for natural attenuation can be conducted by reviewing the information and answering the following questions:

1. Do the existing data provide evidence for reduction of chemical mass (line of evidence #1)?

    - Have concentrations of known or suspected parent chlorinated solvents decreased over time?

- Do observed chlorinated solvent distributions differ (decrease along the flow path) from distributions predicted from expected transport in groundwater?

2. Do the existing data provide evidence for the presence of geochemical or biochemical indicators of natural attenuation (line of evidence #2)?

   - Are known degradation products (e.g., cis-1,2-DCE, VC, or ethene at a TCE site, see Table 5) present in the groundwater? Have ratios of dechlorination daughter products to parent solvents increased over time and is cis-1,2-DCE the predominant DCE isomer?

   - Do available data indicate production or consumption of carbon sources or production of inorganic constituents consistent with known biodegradation reactions (e.g., increased alkalinity, chloride and/or dissolved iron concentrations in source area wells)?

Yes answers to any/all of these questions typically indicates that biodegradation processes are occurring and should be further evaluated following Steps 4 through 9. Figures 5 and 6 provide examples (accompanied by explanations) of several common patterns of chlorinated solvent biodegradation in anaerobic and sequential anaerobic/aerobic systems, respectively. Sites where screening does not indicate the occurrence of these **biological** processes may still be candidates for natural attenuation, depending on the results of exposure pathways analysis, and should be further evaluated by advancing to Step 8.

Step 4. Identify Additional Data Requirements

Identification and selection of additional data to test the natural attenuation hypothesis and support the lines of evidence approach is a site-specific process. However, the process can generally be conducted as follows:

1. Compare the conceptual model for the given site to the common patterns of chlorinated solvent presence and distribution presented in Table 5. Select the pattern that best approximates conditions at the given site and identify the suggested data collection tier. Using Table 6, identify the specific data parameters that correspond to the selected data collection tier. As an example, the conceptual model for a site having 1,2-DCE and VC in the groundwater near a TCE storage or disposal area should be similar to Pattern 3 and would warrant collection of Tier 2 data.

2. Select locations for additional data collection based on the site conceptual model. Locations should be selected to represent upgradient (background), lateral, source and several downgradient conditions, including at least one well beyond the terminus (toe) of the VOC plume. For sites having significant vertical flow components, locations should be selected to represent the vertical profile as well. The adequacy of existing well coverage to test/support the natural attenuation hypothesis should be evaluated.

Additional monitoring locations may need to be installed to adequately test/support the natural attenuation hypothesis. For example, the capacity of the natural system to degrade chlorinated hydrocarbons that are directly oxidized is almost totally dependent on the amount of electron acceptors in background groundwater just as it is with petroleum hydrocarbons; therefore, the need for a true "background" well is important. However, the installation of new wells in what might be considered the "source area" at a DNAPL site is highly discouraged (see Chapter 13 of Pankow and Cherry , 1996).

3. Critically evaluate the need for microcosm studies. Microcosm studies provide direct microbiological evidence and are used to: 1) confirm specific chlorinated solvent biodegradation processes and/or 2) estimate site-specific biodegradation rates that can not be conclusively demonstrated with field data alone. Because microcosm studies are both expensive and time consuming, they should only be performed when the information cannot be obtained from field data. Microcosm studies are designed using aquifer sediment and groundwater samples collected from the site and should provide direct evidence for natural attenuation of chlorinated solvents under simulated redox conditions that occur at the site. If these studies are required, they can also be used to characterize: i) soil adsorption potential; ii) mass balance; iii) the role of available electron donors/co-metabolites in supporting natural attenuation processes; and iv) factors that may affect/inhibit natural attenuation over time, including the ability to enhance the natural processes.

For uncharacterized sites, a minimum of Tier 1 data should be collected during site characterization to evaluate the potential for natural attenuation. An evaluation of site use history should indicate whether Tier 2 or Tier 3 data should also be collected. For example, if site records indicate that waste solvents (e.g., TCE) were used and disposed of along with sewage, petroleum hydrocarbons, or other solvents (e.g., acetone, methanol, methylene chloride), then it is likely that some degree of intrinsic biodegradation has occurred; therefore, collection of Tier 2 or 3 data during site characterization may be warranted.

Step 5. Collect Additional Data

Data should be collected following appropriate protocols to ensure the quality and integrity of the data. Appendix B is a resource guide that references accepted protocols for well installation and development, well purging and sampling, field parameter measurement, chemical and microbial analyses, and QA/QC procedures.

Step 6. Refine the Site Conceptual Model

The site conceptual model should be refined by incorporating new data and reinterpreting site conditions as indicated below. Appendix B references protocols for tasks listed below (e.g., calculation, modeling).

1. Reconstruct:

   - Potentiometric surface (water table) maps with updated data and data from any new monitoring points to assess lateral components of groundwater flow.

   - Hydrogeologic cross-sections parallel and perpendicular to the groundwater flow path with updated data and data from new monitoring points to assess vertical (upward/downward) components of groundwater flow.

   - Isopleth contour maps and vertical cross sections (if warranted) of key groundwater chemistry parameters. Maps existing for the initial site conceptual model (e.g., VOC, possibly anions) should be updated to include new data. Maps should be prepared for new data parameters [e.g., degradation products, redox parameters, electron donors/co-metabolites, electron acceptors, conservative tracers (chloride)].

   - Plots of concentration versus time or concentration versus distance for key groundwater chemistry parameters for wells located on the groundwater flowpath(s).

2. Estimate:

   - Mass balance for parent and daughter products, including both metabolic intermediates (e.g., DCE, VC) and final products (e.g., ethene, ethane, methane, inorganic chloride).

   - Flux of parent and daughter products and, if possible, electron donors, electron acceptors, and co-metabolites.

   - Sorption and retardation of chemicals (from literature or laboratory tests).

   - Biodegradation kinetics such as half-life or degradation rate constants. Biodegradation kinetics can be estimated by evaluating field data (changes in concentration over distance) or laboratory microcosm studies.

   - Estimate the long-term capacity of the aquifer to sustain natural attenuation (e.g., half-life/degradation rate of electron donors/acceptors/co-metabolites promoting degradation).

3. Conduct:

- Fate and transport modeling if the site hydrogeology is complex enough to warrant the effort to better understand the flow regime. Groundwater fate and transport models are currently available to simulate groundwater flow and solute transport (see Appendix B). Models incorporating biodegradation kinetics for natural attenuation of chlorinated solvents are currently under development.

- Compare concentration profiles generated for various time intervals in model simulations conducted with and without incorporating biodegradation kinetics.

- Perform a sensitivity analysis for key geological, hydrogeological, and attenuation factors. Assess the need to refine the available data.

Step 7. Interpret the Data and Test/Refine Conceptual Model

Review the refined site conceptual model and determine whether the data fit this conceptual model.

If the data support the natural attenuation hypothesis developed in Step 3 (i.e., distributions of parent and daughter products are consistent with redox and distribution of electron donors/acceptors, metabolic products and site hydrogeology), then exposure pathways analysis should be conducted (Step 8).

If data do not support the hypothesis developed in Step 3 (i.e., the redox and/or distributions of electron donors/acceptors or metabolic products do not support the distribution of parent and daughter products), then the hypothesis should be refined and re-tested. In most cases, the available data is sufficient to test new or refined hypotheses. However, some additional data collection (a return to Step 4) may be required to test new/refined hypotheses at complex sites.

Step 8. Conduct an Exposure Pathway Analysis

The refined conceptual model should be examined in association with identified human and ecological risks and the following questions should be answered:

- Are the rates of natural attenuation processes sufficient to reduce risk (now and in the future) to human and ecological receptors to acceptable levels?

If yes, then the site is a strong candidate for a natural attenuation alternative and implementation of natural attenuation should be considered as discussed in Step 9. If no:

- Can other engineering controls or technologies control or further reduce this risk such that natural attenuation is sufficient?

If yes, then these options should be further evaluated/implemented. Integration of natural attenuation into the overall remediation strategy should then be considered where it may be cost-effective. If implementation of engineering controls is technically impracticable (e.g., at some DNAPL sites), then natural attenuation may be the primary mechanism of risk reduction and therefore natural attenuation should be incorporated into the long-term site management strategy.

Step 9. If Accepted, Integrate Natural Attenuation into the Long-Term Site Management Strategy

The long-term prognosis of natural attenuation should be assessed by answering the following question:

- Will factors promoting natural attenuation be sustained over the long term (e.g., is the amount of available electron donor/acceptor/co-metabolite sufficient to maintain intrinsic degradation or will additional electron donor need to be added at a later date, and when)?

If yes, then develop a strategy for long-term management that incorporates monitoring and process validation to ensure that regulatory requirements are met (e.g., no adverse impact). If no, evaluate whether it will be possible to enhance the naturally occurring processes in the future (at such time this is required) or whether other remediation technologies can be implemented currently or at a later date to support natural attenuation. A backup remedial technology should be selected at a conceptual level along with natural attenuation even when natural attenuation is selected as the sole remedy.

Findings and the proposed strategy should be presented to regulatory agencies (and the public where appropriate) and final acceptance should be pursued. Upon acceptance, a natural attenuation strategy should be implemented. This final step occurs here exactly as in the AFCEE protocol. In the future, when natural attenuation is as accepted a technology as others currently in use, this step will belong here. In the interim, it is highly recommended that any proponent of natural attenuation actively seek the involvement of regulatory agencies and other stakeholders as early as possible in the process. Involvement should ideally occur after Step 2 or 3, when the proponent has convinced themselves that natural attenuation is worth investigating, but prior to collection of additional data. Acceptance by regulatory agencies at this point will ensure that money is not wasted on additional investigation and that all required data is collected efficiently.

Table 7 contains the elements of a long-term monitoring plan and Figure 7 shows the locations of monitoring wells.

REFERENCES FOR TEXT AND TABLES

Acree, S. D., M. Hightower, R. R. Ross, G. W. Sewell, and B. Weesner. 1997. Site Characterization methods for the design of In-Situ Electron Donor Delivery Systems. In: In Situ and On-Site Bioremediation: Vol. 4. Battelle Press, pp 261-265.

Barcelona, M. J. 1996. Case Study: Wurtsmith Air Force Base, Michigan. Symposium on Natural Attenuation of Chlorinated Organics in Groundwater. Dallas, September 11-13. EPA/540/R-96/509, pp 98-103.

Beeman, R. E. , J. Rodriguez, S. Fotiades, S. H. Shoemaker, and D. Ellis. 1997. Anaerobic Biodegradation of Tetrachloroethene in the Unsaturated Zone using Bioventing Technology. In: In Situ and On-Site Bioremediation: Vol. 1. Battelle Press, p 393.

BEAK Report, 1996a. Site-Wide Reconnaissance Study of Intrinsic Biodegradation of Chlorinated Volatile Organic Compounds in Groundwater, Aerojet Propulsion Systems Plant, Sacramento, California. Executive Summary Available upon request.

BEAK Report, 1996b. Evaluation of Cometabolic Bioventing at the Old Septage Lagoon, Site 41D, Aerojet Propulsion Systems Plant, Sacramento, CA. Executive Summary Available upon request.

BEAK Report, 1997a. Evaluation of Intrinsic Biodegradation of Chlorinated VOC in Groundwater at the Environmental Chemistry Laboratory, Canoga Park, California. Executive Summary Available upon request.

BEAK Report, 1997b. Evaluation of Intrinsic Biodegradation of Chlorinated VOC in Groundwater at Chemical Plant 1, Aerojet Propulsion Systems Plant, Sacramento, CA. Executive Summary Available upon request.

Bosma, T. N. B. M. Van Aalst, H. H. M. Tijnaarts, J. Taat and J. Bovendeur. 1997. Intrinsic Dechlorination of 1,2-Dichloroethane at an Industrial Site. In: In Situ and On-Site Bioremediation: Vol. 3. Battelle Press, pp. 155 - 160.

Bradley, P. M. and F. H. Chapelle. 1996. Anaerobic Mineralization of Vinyl Chloride in Fe(III)-Reducing, Aquifer Sediments. Env. Sci & Techn. 40:2084-2086.

Buchanan, R. J., Jr., D. E. Ellis, J. M. Odom, P.F. Mazierski, and M. D. Lee. 1995. Intrinsic and Accelerated Anaerobic Biodegradation of Perchloroethylene in Groundwater. In: Intrinsic Bioremediation, R.E. Hinchee, J.T. Wilson, and D.C. Downey (eds). Battelle Press, Columbus, OH. pp 245-252.

Buchanan, R. J. Jr., E. J. Lutz, D. E. Ellis, C. L. Bartlett, G. J. Hanson, M. D. Lee, M. A. Heitkamp, M. A. Harkness, K. A. DeWeerd, J. L. Spivak, J. W. Davis, G. M. Klecka, and D. L. Pardieck. 1996. Anaerobic Reductive Dehalogenation Pilot Design for Dover Air Force Base. In: In Situ and On-Site Bioremediation: Vol. 3. Battelle Press, p. 289

Buscheck, T. And C. M. Alcantar. 1995. Regression Techniques and Analytical Solutions to Demonstrate Intrinsic Bioremediation. In: Intrinsic Bioremediation, R.E. Hinchee, J.T. Wilson, and D.C. Downey (eds). Battelle Press, Columbus, OH.

Buscheck, T., K. T. O'Reilly, and G. Hickman. 1997. Intrinsic Anaerobic Biodegradation of Chlorinated Solvents at a Manufacturing Plant. In: In Situ and On-Site Bioremediation: Vol. 3. Battelle Press, pp. 149-154.

Braus-Stromeyer, S. A., R. Hermann, A. M. Coo and T. Leisinger. 1993. Dichloromethane as the Sole Carbon Source for an Acetogenic Mixed Culture and Isolation of a fermentative, Dichloromethane-Degrading bacterium. Appl. Environ. Microbiol. 59**:**3790-3797.

Cline, P.V. and J.J. Delfino. 1989. Transformation kinetics of 1,1,1-trichloroethane to the stable product 1,1-dichloroethene. In: Biohazards of Drinking Water Treatment, R.A. Larson (Ed.). Lewis Publishers, Boca Raton, FL.

Cox, E.E., E. Edwards, L. Lehmicke, and D.W. Major. 1995. Intrinsic biodegradation of trichloroethene and trichloroethane in a sequential anaerobic-aerobic aquifer. In: Intrinsic Bioremediation, R.E. Hinchee, J.T. Wilson, and D.C. Downey (eds). Battelle Press, Columbus, OH.

Cox, E.E., L. Lehmicke, E. Edwards, R. Mechaber, B. Su and D.W. Major. 1996. Intrinsic biodegradation of chlorinated aliphatics under sequential anaerobic-cometabolic conditions. In: Symposium on Natural Attenuation of Chlorinated Organics in Groundwater. EPA/540/R-96/509.

Cox, E.E., L. Lehmicke, E. Edwards, R. Mechaber, B. Su and D.W. Major. 1997. Field and Laboratory Evidence of Sequential Anaerobic-Cometabolic Biodegradation of Chlorinated Solvents. In: In Situ and On-Site Bioremediation: Vol. 3. Battelle Press, p. 203

Davis, J. W. And C. L. Carpenter. 1990. Aerobic Biodegradation of Vinyl Chloride in Groundwater Samples. Appl. Environ. Microbiol. 56:3878-3880.

Distefano, T. D., J. M. Gossett and S. H. Zinder. 1991. Reductive Dechlorination of High Concentrations of Tetrachloroethene to Ethene by an Anaerobic Enrichment Culture in the Absence of Methanogenesis. Appl. Environ. Microbiol. 57:2287-2292.

Dolan, M.E., and P. L. McCarty. 1994. Factors Affecting Transformation of Chlorinated Aliphatic Hydrocarbons by Methanotrophs. In: Bioremediation of Chlorinated and

Polycyclic Aromatic Hydrocarbon Compounds, R. Hinchee, A. Leeson, L. Semprini, and S.K. Ong (Eds.). Lewis Publishers, Boca Raton, FL., pp 303-308.

Dupont, R. R., K. Gorder, D. L. Sorensen, M. W. Kemblowski, and P. Haas. 1996. Case Study: Eielson Air Force Base, Alaska. Symposium on Natural Attenuation of Chlorinated Organics in Groundwater. Dallas, September 11-13. EPA/540/R-96/509, pp 104-109.

Edwards, E. A., and E. E. Cox. 1997. Field and Laboratory Studies of Sequential Anaerobic-Aerobic Chlorinated Solvent Biodegradation. In: In Situ and On-Site Bioremediation: Vol. 3. Battelle Press, p. 261

Egli, C., R. Scholtz, A. Cook and T. Leisinger. 1987. Anaerobic dechlorination of tetrachloromethane and 1,2-dichloroethane to degradable products by pure cultures of *Desulfobacterium* sp. and *Methanobacterium* sp. FEMS Microbiol. Lett. 43**:**257-261.

Ellis, D. E., E. J. Lutz, G. M. Klecka, D. L. Pardieck, J. J. Salvo, M. A. Heitkamp, D. J. Gannon, C. C. Mikula, C. M. Vogel, G. D. Sayles, D. H. Kampbell, J.T. Wilson and D.T. Maiers. 1996. Remediation Technology Development Forum Intrinsic Remediation Project at Dover Air Force Base, Delaware. Symposium on Natural Attenuation of Chlorinated Organics in Groundwater. Dallas, September 11-13. EPA/540/R-96/509, pp 93-97.

Fennell, D. E., J. M. Gossett and S. H. Zinder. 1997. Comparison of Butyric Acid, Ethanol, Lactic Acid and Propionic Acid as Hydrogen Donors for the Reductive Dechlorination of Tetrachloroethene. Environ. Sci. Technol. 31:918-926.

Fiorenza, S., E.L. Hockman Jr., S. Szojka, R.M. Woeller, and J.W. Wigger. 1994. Natural anaerobic degradation of chlorinated solvents at a Canadian manufacturing plant. In: Bioremediation of Chlorinated and Polycyclic Aromatic Hydrocarbon Compounds, R. Hinchee, A. Leeson, L. Semprini, and S.K. Ong (Eds.). Lewis Publishers, Boca Raton, FL.

Freedman, D.L. and J.M. Gossett. 1991. Biodegradation of Dichloromethane in a Fixed-film reactor under methanogenic conditions. In: *In Situ* and On Site Bioreclamation, R. Hinchee and R. Olfenbuttel (Eds.). Buttersworth-Heineman, Stoneham, MA.

Freedman, D.L. 1990. Biodegradation of Dichloromethane, Trichloroethylene and Tetrachloroethylene Under methanogenic Conditions. Ph.D Dissertation, Cornell University, Ithaca, NY.

Galli, R. and T. Leisinger. 1985. Specialized bacterial strains for the removal of dichloromethane from industrial waste. Conserv. Recycl. 8: 91-100.

Goltz, M.N., G. D. Hopkins, J. P. Allan, M.E. Dolan, and P.L. McCarty. 1997. Full-Scale Demonstration of In Situ Aerobic Cometabolism of Trichloroethylene-Contaminated Groundwater. In: In Situ and On-Site Bioremediation: Vol. 3. Battelle Press, p. 71.

Graves, R. W. R. E. Hinchee, T. M. Jensen, A. E. Graves, T. Wiedemeier, M. Wheeler, and R. Elliott. 1997. Natural Attenuation of Chlorinated Solvents in Six Plumes at Hill AFB. In: In Situ and On-Site Bioremediation: Vol. 3. Battelle Press, pp. 141-146.

Hagemann, M. And M. Gill. 1996. Impediments to Intrinsic Remediation. Conference on Intrinsic Remediation of Chlorinated Solvents. April 2, 1996. Salt Lake City, UT.

Henschler, D., W. R. Hoos, H. Fetz, E. Dallmeier and M. Metzler. 1979. Reactions of TCE epoxide in aqueous systems. Biochemical Pharmacology 28: 543-548.

Harkness, M. R. A. A. Bracco, K. A. DeWeerd, and J. L. Spivack. 1997. Evaluation of Accelerated TCE Biotransformation in Dover Soil Columns. In: In Situ and On-Site Bioremediation: Vol. 3. Battelle Press, p 297.

Hartmans, S., J.A.M. de Bont, J. Tramper and K.Ch.A. M. Luyben. 1985. Bacterial degradation of vinyl chloride. Biotechn. Lett. 7**:**383-386.

Hinchee, R. E. 1996. Natural Attenuation of Chlorinated Compounds in Matrices other than Groundwater: The Future of Natural Attenuation. In: Symposium on Natural Attenuation of Chlorinated Organics in Groundwater. EPA/540/R-96/509.

Imbrigiotta, T. E., T. A. Ehlke, B. H. Wilson, and J.T. Wilson. 1996. Case Study: Natural Attenuation of a Trichloroethene Plume at Picatinny Arsenal, New Jersey. Symposium on Natural Attenuation of Chlorinated Organics in Groundwater. Dallas, September 11-13. EPA/540/R-96/509, pp 83-89.

Janssen, D.B., A. Scheper, L. Dijkhuizen and B. Witholt. 1985. Degradation of halogenated aliphatic compounds by *Xanthobacter autotrophicus* GJ10. Appl. Environ. Microbiol. 49**:**673-677.

Kitanidis, P.Kl, L. Semprini, D. H. Kampbell and J.T. Wilson. 1993. Natural anaerobic bioremediation of TCE at the St. Joseph, Michigan, Superfund site. In: U.S. EPA, Symposium on Bioremediation of hazardous wastes. IPA/600/R-92/126. pp. 47-50.

Klecka, G.M., E. J. Lutz, N. J. Klier, R.J. West, J. W. Davis, D.E. Ellis, J.M. Odom, T.A. Ei, F.H. Chapelle, D. W. Major, and J. J. Salvo. 1997. Intrinsic Bioremediation of Chlorinated Ethenes at Dover Air Force Base. In: In Situ and On-Site Bioremediation: Vol. 3. Battelle Press, p 287.

Lee, M. D., P.F. Mazierski, R. J. Buchanan, Jr., D. E. Ellis, and L. S. Sehayek. 1995. Intrinsic In Situ Anaerobic Biodegradation of Chlorinated Solvents at an Industrial Landfill. In: Intrinsic Bioremediation, R.E. Hinchee, J.T. Wilson, and D.C. Downey (eds). Battelle Press, Columbus, OH. pp 205-222.

Lee, M. D., L. S. Sehayek and T. D. Vandell. 1996. Intrinsic Bioremediation of 1,2-dichloroethane. Symposium on Natural Attenuation of Chlorinated Organics in Groundwater. Dallas, September 11-13. EPA/540/R-96/509.

Leethem, J. T., and J. R. Larson. 1997. Intrinsic Bioremediation of Vinyl Chloride in Groundwater at an Industrial Site. In: In Situ and On-Site Bioremediation: Vol. 3. Battelle Press, pp 167-172.

Lehmicke, L. G., E. E. Cox, and D. W. Major. 1996. Involvement of dichloromethane in the intrinsic biodegradation of chlorinated ethenes and ethanes. In: Symposium on Natural Attenuation of Chlorinated Organics in Groundwater. EPA/540/R-96/509.

Major, D.W., E.H. Hodgins, and B.H. Butler. 1991. Field and laboratory evidence of *in situ* biotransformation of tetrachloroethene to ethene and ethane at a chemical transfer facility in North Toronto. In: *In Situ* and On Site Bioreclamation, R. Hinchee and R. Olfenbuttel (Eds.). Buttersworth-Heineman, Stoneham, MA.

Major, D.W., and E.E. Cox. 1992 Field and laboratory evidence of in situ biotransformationof chlorinated ethenes at two district sites: Implications for bioremediation. In: *In Situ* Bioremediation Symposium '92. S. Lesage (Ed.), Environment Canada, Niagara-on-the-Lake, Canada.

Major, D.W., and E.E. Cox. 1993. A field and laboratory study to assess the anaerobic biotransformation of tetrachloroethene at a chemical transfer facility in Toronto. In: Final Program and Proceedings of the Ministry of Environment and Energy Technology Transfer Conference. November 22 and 23, 1993. Toronto, Ontario.

Major, D.W., and E.E. Cox. 1994. A field and laboratory study to assess and demonstrate the in situ anaerobic biotransformation of tetrachloroethene In: Proceedings of the Fourth Annual Symposium on Groundwater and Soil Remediation. September 21-23, 1994. Calgary, Alberta.

Major, D.W., E.E. Cox, E. Edwards, and P.W. Hare. 1995. Intrinsic dechlorination of trichloroethene to ethene in a bedrock aquifer. In: Intrinsic Bioremediation, R.E. Hinchee, J.T. Wilson, and D.C. Downey (eds). Battelle Press, Columbus, OH. pp 197-203.

McCarty, P. L., and J. T. Wilson. 1992. Natural anaerobic treatment of a TCE plume at the St. Joseph, Michigan, NPL site. In: U.S. EPA, Bioremediation of hazardous wastes. EPA/600/R-93/054. pp. 57-60.

McCarty, P. L., L. Semprini, M.E. Dolan, T. C. Harmon, C. Tiedeman, S. M. Gorelick. 1991. In Situ Methanotrophic Biormediation for Contaminated Groundwater at St. Joseph, Michigan. In: *In Situ* and On Site Bioreclamation, R. Hinchee and R. Olfenbuttel (Eds.). Buttersworth-Heineman, Stoneham, MA.

Moser, L. E., G. D. Sayles, D. J. Gannon, M. D. Lee, D. H. Kampbell, and C. M. Vogel. 1997. Comparison of Methodologies for Cometabolic Bioventing Treatability Studies. In: In Situ and On-Site Bioremediation: Vol. 3. Battelle Press, p 299.

Newell, C. J., R. K. McLeod and J. R. Gonzales. 1996. The BIOSCREEN Computer Tool. Symposium on Natural Attenuation of Chlorinated Organics in Groundwater. Dallas, September 11-13. EPA/540/R-96/509.

Pankow, J. F. And J. A. Cherry. 1996. Dense Chlorinated Solvents and other DNAPL in Groundwater. Waterloo Press, Portland, Oregon. 522 pages.

Roberts, P. V., L. Semprini, G. D. Hopkins, D. Grbic-Galic, P. L. McCarty and M. Reinhard. 1989. In situ Aquifer Restoration of Chlorinated Aliphatics by Methanotrophic Bacteria. EPA Technical Report EPA/600/2-89/033. R. S. Kerr Environmental Research Laboratory, U.S. EPA, Ada, Oklahoma.

Sayles, G. D., L. E. Moser, D. J. Gannon, D. H. Kampbell, and C. M. Vogel. 1997. Development of Cometabolic Bioventing for the In Situ Bioremediation of Chlorinated Solvents. In: In Situ and On-Site Bioremediation: Vol. 3. Battelle Press, p 285.

Uchiyama, H., T. Nakajima, O. Yagi, and T. Nakahara. 1992. Role of Heterotrophic Bacteria in Complete Mineralization of Trichloroethylene by *Methylocystis* sp. Strain M. Appl. Environ. Microbiol. 58:3067-3071.

Vogel, C. M., J. T. Wilson, D. H. Kampbell, B.C. Alleman, and S. Fiorenza. 1997. Cooxidation of Chlorinated Solvents During Bioventing of Petroleum Hydrocarbons. In: In Situ and On-Site Bioremediation: Vol. 1. Battelle Press, p 347.

Weaver, J.W., J.T. Wilson, and D.H. Kampbell. 1996. Case Study of Natural Attenuation of trichloroethene at St. Joseph, Michigan. Symposium on Natural Attenuation of Chlorinated Organics in Groundwater. Dallas, September 11-13. EPA/540/R-96/509.

Wiedemeier, T. H., M. A. Swanson, D.E. Moutoux, J. T. Wilson, D. H. Kampbell, J. E. Hansen and P. Haas. 1996a. Overview of Technical Protocol for Natural Attenuation of Chlorinated Aliphatic Hydrocarbons in Groundwater Under Development for the U.S. Air Force Center for Environmental Excellence. Symposium on Natural Attenuation of Chlorinated Organics in Groundwater. Dallas, September 11-13. EPA/540/R-96/509.

Wiedemeier, T. H., J. T. Wilson, and D. H. Kampbell. 1996b. Natural Attenuation of Chlorinated Aliphatic Hydrocarbons at Plattsburgh Air Force Base, New York. Symposium on Natural Attenuation of Chlorinated Organics in Groundwater. Dallas, September 11-13. EPA/540/R-96/509, pp 74-82.

Wilson, J.T., J.W. Weaver, and D.H. Kampbell. 1994. Intrinsic bioremediation of TCE in groundwater at an NPL site in St. Joseph, Michigan. In: Symposium on Intrinsic Bioremediation of Groundwater, United States Environmental Protection Agency EPA/540/R-94/515, August 1994, Denver, CO.

APPENDIX 2

Indoor Air Quality Logs and Forms

NEW YORK STATE DEPARTMENT OF HEALTH
INDOOR AIR QUALITY QUESTIONNAIRE AND BUILDING INVENTORY
CENTER FOR ENVIRONMENTAL HEALTH

This form must be completed for each residence involved in indoor air testing.

Preparer's Name Evan Pumrese Date/Time Prepared 1/21/10 8:30

Preparer's Affiliation G. Bella Associates, P.C. Phone No. 585-454-6110

Purpose of Investigation Sol / Vapor Intrusion Investigation - 690 St. Paul Street - Bldg. 14A

1. OCCUPANT:

Interviewed: Y / N

Last Name: Gallace First Name: Dante

Address: _____

County: _____

Home Phone: _____ Office Phone: _____

Number of Occupants/persons at this location _____ Age of Occupants _____

2. OWNER OR LANDLORD: (Check if same as occupant ✓)

Interviewed: Y / N

Last Name: _____ First Name: _____

Address: _____

County: _____

Home Phone: _____ Office Phone: _____

3. BUILDING CHARACTERISTICS

Type of Building: (Circle appropriate response)

Residential	School	Commercial/Multi-use
~~Industrial~~	Church	Other: _____

If the property is residential, type? (Circle appropriate response)

Ranch	2-Family	3-Family
Raised Ranch	Split Level	Colonial
Cape Cod	Contemporary	Mobile Home
Duplex	Apartment House	Townhouses/Condos
Modular	Log Home	Other: _____

If multiple units, how many? _____

If the property is commercial, type?

Business Type(s) _____

Does it include residences (i.e., multi-use)? Y / (N) If yes, how many? _____

Other characteristics:

Number of floors 6 Building age 100 +

Is the building insulated? Y / (N) How air tight? Tight / (Average) / Not Tight

4. AIRFLOW

Use air current tubes or tracer smoke to evaluate airflow patterns and qualitatively describe:

Airflow between floors

_____

_____

_____

Airflow near source

_____

_____

_____

Outdoor air infiltration

_____

_____

_____

Infiltration into air ducts

_____

_____

_____

5. BASEMENT AND CONSTRUCTION CHARACTERISTICS (Circle all that apply) No Basement

a. Above grade construction:	wood frame	concrete	stone	brick
b. Basement type:	full	crawlspace	slab	other _____
c. Basement floor:	concrete	dirt	stone	other _____
d. Basement floor:	uncovered	covered	covered with _____	
e. Concrete floor:	unsealed	sealed	sealed with _____	
f. Foundation walls:	poured	block	stone	other _____
g. Foundation walls:	unsealed	sealed	sealed with _____	
h. The basement is:	wet	damp	dry	moldy
i. The basement is:	finished	unfinished	partially finished	
j. Sump present?	Y / N			
k. Water in sump?	Y / N	not applicable		

Basement/Lowest level depth below grade: _____(feet)

Identify potential soil vapor entry points and approximate size (e.g., cracks, utility ports, drains)

_____

_____

6. HEATING, VENTING and AIR CONDITIONING (Circle all that apply)

Type of heating system(s) used in this building: (circle all that apply – note primary)

Hot air circulation	Heat pump	Hot water baseboard	
Space Heaters	Stream radiation	Radiant floor	
Electric baseboard	Wood stove	Outdoor wood boiler	Other _____

The primary type of fuel used is:

Natural Gas	Fuel Oil	Kerosene
Electric	Propane	Solar
Wood	Coal	

Domestic hot water tank fueled by: None Present

Boiler/furnace located in: Basement Outdoors Main Floor Other_____

Air conditioning: Central Air Window units Open Windows None

Are there air distribution ducts present? Y / N

Describe the supply and cold air return ductwork, and its condition where visible, including whether there is a cold air return and the tightness of duct joints. Indicate the locations on the floor plan diagram.

No duct work present

7. OCCUPANCY

Is basement/lowest level occupied? Full-time Occasionally Seldom Almost Never

Level	General Use of Each Floor (e.g., familyroom, bedroom, laundry, workshop, storage)
Basement	None
1st Floor	Storage, Fire Suppression Room
2nd Floor	Unoccupied / office space
3rd Floor	Unoccupied
4th Floor	Unoccupied

8. FACTORS THAT MAY INFLUENCE INDOOR AIR QUALITY

a. Is there an attached garage? Y / N

b. Does the garage have a separate heating unit? Y / N / NA

c. Are petroleum-powered machines or vehicles stored in the garage (e.g., lawnmower, atv, car) Y / N / NA
Please specify Mowers / Bobcat

d. Has the building ever had a fire? Y / N When? _____

e. Is a kerosene or unvented gas space heater present? Y / N Where? _____

f. Is there a workshop or hobby/craft area? Y / N Where & Type? Machine Shop in attached building

g. Is there smoking in the building? Y / N How frequently? Very infrequently

h. Have cleaning products been used recently? Y / N When & Type? Daily in attached school building

i. Have cosmetic products been used recently? Y / N When & Type? _____

j. Has painting/staining been done in the last 6 months? Y / N Where & When? _____

k. Is there new carpet, drapes or other textiles? Y / N Where & When? _____

l. Have air fresheners been used recently? Y / N When & Type? _____

m. Is there a kitchen exhaust fan? Y / N If yes, where vented? _____

n. Is there a bathroom exhaust fan? Y / N If yes, where vented? _____

o. Is there a clothes dryer? Y / N If yes, is it vented outside? Y / N

p. Has there been a pesticide application? Y / N When & Type? _____

Are there odors in the building? Y / N
If yes, please describe: _____

Do any of the building occupants use solvents at work? Y / N
(e.g., chemical manufacturing or laboratory, auto mechanic or auto body shop, painting, fuel oil delivery, boiler mechanic, pesticide application, cosmetologist

If yes, what types of solvents are used? Machine Shop - Paint work

If yes, are their clothes washed at work? Y / N

Do any of the building occupants regularly use or work at a dry-cleaning service? (Circle appropriate response)

Yes, use dry-cleaning regularly (weekly)
Yes, use dry-cleaning infrequently (monthly or less)
Yes, work at a dry-cleaning service
No
Unknown

Is there a radon mitigation system for the building/structure? Y / N Date of Installation: _____
Is the system active or passive? Active/Passive

9. WATER AND SEWAGE

Water Supply:	Public Water	Drilled Well	Driven Well	Dug Well	Other: _____
Sewage Disposal:	Public Sewer	Septic Tank	Leach Field	Dry Well	Other: _____

10. RELOCATION INFORMATION (for oil spill residential emergency)

a. Provide reasons why relocation is recommended: _____

b. Residents choose to: remain in home relocate to friends/family relocate to hotel/motel

c. Responsibility for costs associated with reimbursement explained? Y / N

d. Relocation package provided and explained to residents? Y / N

11. FLOOR PLANS

Draw a plan view sketch of the basement and first floor of the building. Indicate air sampling locations, possible indoor air pollution sources and PID meter readings. If the building does not have a basement, please note.

Basement:

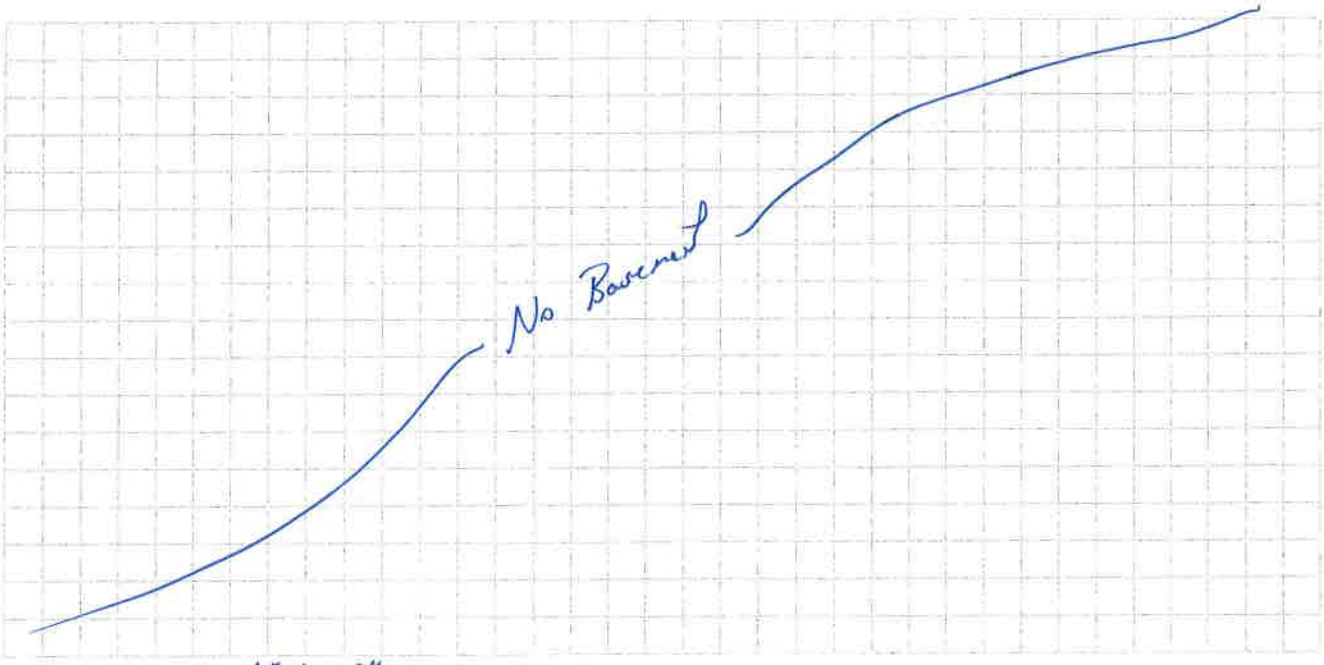

First Floor:

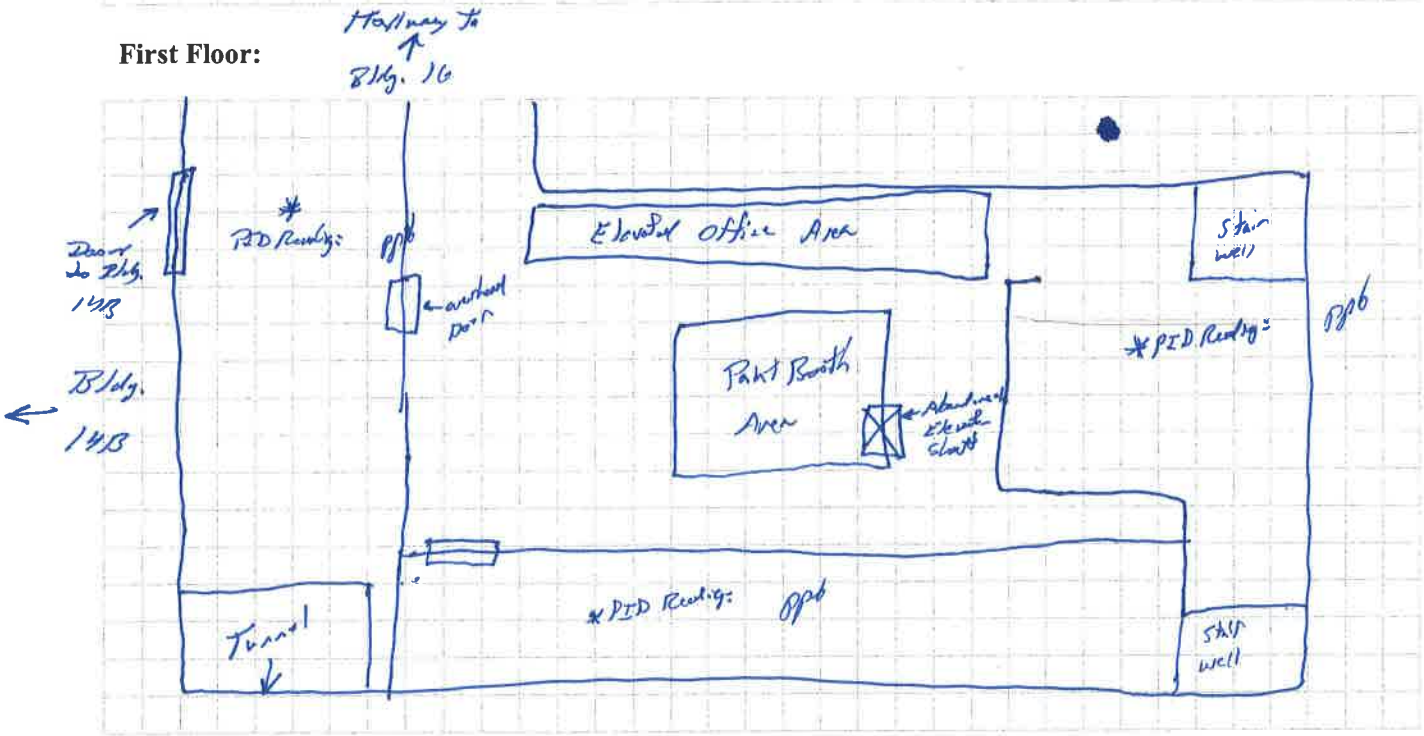

12. OUTDOOR PLOT

Draw a sketch of the area surrounding the building being sampled. If applicable, provide information on spill locations, potential air contamination sources (industries, gas stations, repair shops, landfills, etc.), outdoor air sampling location(s) and PID meter readings.

Also indicate compass direction, wind direction and speed during sampling, the locations of the well and septic system, if applicable, and a qualifying statement to help locate the site on a topographic map.

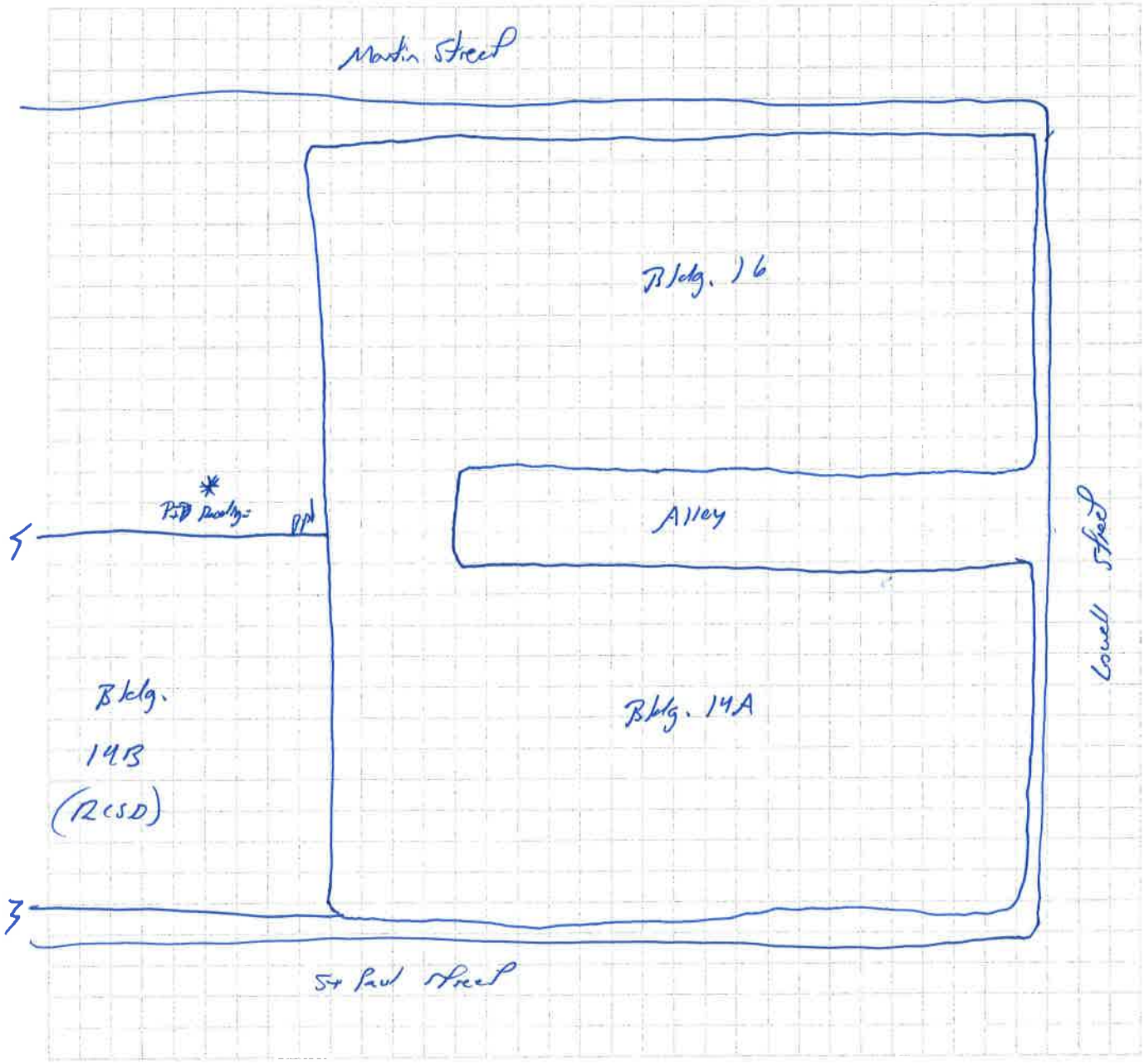

13. PRODUCT INVENTORY FORM

Make & Model of field instrument used: Mini Rae, PPB Rae

List specific products found in the residence that have the potential to affect indoor air quality.

Location	Product Description	Size (units)	Condition*	Chemical Ingredients	Field Instrument Reading (units)	Photo ** Y / N
1st Floor	Motor Oil 15W-40 x3	1-Gal.	U		447	Y
	Anti-Freeze	1-Gal.	U		316	Y
	Diesel Engine (Fire Suppression)	—	U		363	Y
	Hydraulic Oil x2	5-Gal.	U		129	Y
	Cold Water Detergent.	5-Gal.	U		188	Y
	Gas Roller	—	U		274	Y
	Pittsburgh Paints Latex Paint x17	5-Gal.	U		109	Y
	Unknown Drums x12	55-Gal	U		112	Y
	Pittsburgh Paints Latex Paint x52	1-Gal	UO		88	Y
	Paint Stripper x1	1-Gal.	U		133	Y
	Capitol Panel Bond Adhesive	5-Gal.	UO		249	Y
	Valvoline - 5W-30 Motor Oil	1-Qt.	U, D		69	Y
	Propane Tank for Fork Lift.		U, D.		175	Y
	Carlisle Splicing Cement x2	1-Gal	UO, U		99	Y
	Carlisle HR 250 Primer	1-Gal	U		88	Y

* Describe the condition of the product containers as **Unopened (UO), Used (U),** or **Deteriorated (D)**
** Photographs of the **front and back** of product containers can replace the handwritten list of chemical ingredients. However, the photographs must be of good quality and ingredient labels must be legible.

13. PRODUCT INVENTORY FORM

Make & Model of field instrument used: Mini Rae PPB Rae

List specific products found in the residence that have the potential to affect indoor air quality.

Location	Product Description	Size (units)	Condition*	Chemical Ingredients	Field Instrument Reading (units)	Photo ** Y / N

* Describe the condition of the product containers as **Unopened (UO), Used (U),** or **Deteriorated (D)**
** Photographs of the **front and back** of product containers can replace the handwritten list of chemical ingredients. However, the photographs must be of good quality and ingredient labels must be legible.

13. PRODUCT INVENTORY FORM

Make & Model of field instrument used: Mini Rae, PPB Rae

List specific products found in the residence that have the potential to affect indoor air quality.

Location	Product Description	Size (units)	Condition*	Chemical Ingredients	Field Instrument Reading (units)	Photo ** Y / N

* Describe the condition of the product containers as **Unopened (UO), Used (U),** or **Deteriorated (D)**
** Photographs of the **front and back** of product containers can replace the handwritten list of chemical ingredients. However, the photographs must be of good quality and ingredient labels must be legible.

13. PRODUCT INVENTORY FORM

Make & Model of field instrument used: Mini Rae, PPB Rae

List specific products found in the residence that have the potential to affect indoor air quality.

Location	Product Description	Size (units)	Condition*	Chemical Ingredients	Field Instrument Reading (units)	Photo ** Y / N

* Describe the condition of the product containers as **Unopened (UO), Used (U),** or **Deteriorated (D)**
** Photographs of the **front and back** of product containers can replace the handwritten list of chemical ingredients. However, the photographs must be of good quality and ingredient labels must be legible.

13. PRODUCT INVENTORY FORM

Make & Model of field instrument used: Mini Rae, PPB Rae

List specific products found in the residence that have the potential to affect indoor air quality.

Location	Product Description	Size (units)	Condition*	Chemical Ingredients	Field Instrument Reading (units)	Photo** Y / N

* Describe the condition of the product containers as **Unopened (UO), Used (U),** or **Deteriorated (D)**
** Photographs of the **front and back** of product containers can replace the handwritten list of chemical ingredients. However, the photographs must be of good quality and ingredient labels must be legible.

13. PRODUCT INVENTORY FORM

Make & Model of field instrument used: Mini Rae PPB Rae

List specific products found in the residence that have the potential to affect indoor air quality.

Location	Product Description	Size (units)	Condition*	Chemical Ingredients	Field Instrument Reading (units)	Photo** Y / N

* Describe the condition of the product containers as **Unopened (UO), Used (U),** or **Deteriorated (D)**
** Photographs of the **front and back** of product containers can replace the handwritten list of chemical ingredients. However, the photographs must be of good quality and ingredient labels must be legible.


DETROIT DIESEL
DETROIT DIESEL
GUARD
Motor Oil
SAE 15W-40
1 GAL/3.78 L
DETROIT DIESEL
CORPORATION
GUARD
Heavy Duty Motor Oil
SAE 15W-40 1 GAL/3.79 L


500-WATT
PORTABLE HALOGEN WORK LIGHT


WE
RECYCLE


Buckeye
S.W.A.T.
NA
LIQUESCENT
NON-AMMONIATED STRIPPER
DANGER: KEEP OUT OF REACH OF CHILDREN
See back panel for additional information.
NET CONTENTS 1 U.S. GALLON (3.8 LITERS)
SAMPLE



NEW YORK STATE DEPARTMENT OF HEALTH
INDOOR AIR QUALITY QUESTIONNAIRE AND BUILDING INVENTORY
CENTER FOR ENVIRONMENTAL HEALTH

This form must be completed for each residence involved in indoor air testing.

Preparer's Name Evan Dunrose Date/Time Prepared 1/21/10 11:00

Preparer's Affiliation LaBella Associates, P.C. Phone No. 585-454-6110

Purpose of Investigation Soil Vapor Intrusion Investigation Survey - 690 St. Paul St. - Bldg. 16

1. OCCUPANT:

Interviewed: Y / N

Last Name: Wallace First Name: Dale

Address: _____

County: _____

Home Phone: _____ Office Phone: _____

Number of Occupants/persons at this location _____ Age of Occupants _____

2. OWNER OR LANDLORD: (Check if same as occupant ___)

Interviewed: Y / N

Last Name: _____ First Name: _____

Address: _____

County: _____

Home Phone: _____ Office Phone: _____

3. BUILDING CHARACTERISTICS

Type of Building: (Circle appropriate response)

Residential	School	Commercial/Multi-use
Industrial	Church	Other: _____

If the property is residential, type? (Circle appropriate response)

Ranch	2-Family	3-Family
Raised Ranch	Split Level	Colonial
Cape Cod	Contemporary	Mobile Home
Duplex	Apartment House	Townhouses/Condos
Modular	Log Home	Other:_____

If multiple units, how many? _____

If the property is commercial, type?

Business Type(s) Machine Shop / Storage

Does it include residences (i.e., multi-use)? Y (N) If yes, how many? _____

Other characteristics:

Number of floors 6 Building age ~100 +/-

Is the building insulated? Y / (N) How air tight? Tight / Average / (Not Tight)

4. AIRFLOW

Use air current tubes or tracer smoke to evaluate airflow patterns and qualitatively describe:

Airflow between floors

Airflow near source

Outdoor air infiltration

Infiltration into air ducts

5. **BASEMENT AND CONSTRUCTION CHARACTERISTICS** (Circle all that apply) No Basement

a. Above grade construction:	wood frame	concrete	stone	brick
b. Basement type:	full	crawlspace	slab	other _____
c. Basement floor:	concrete	dirt	stone	other _____
d. Basement floor:	uncovered	covered	covered with _____	
e. Concrete floor:	unsealed	sealed	sealed with _____	
f. Foundation walls:	poured	block	stone	other _____
g. Foundation walls:	unsealed	sealed	sealed with _____	
h. The basement is:	wet	damp	dry	moldy
i. The basement is:	finished	unfinished	partially finished	
j. Sump present?	Y / N			
k. Water in sump?	Y / N / not applicable			

Basement/Lowest level depth below grade: _____(feet)

Identify potential soil vapor entry points and approximate size (e.g., cracks, utility ports, drains)

_____

_____

6. **HEATING, VENTING and AIR CONDITIONING** (Circle all that apply)

Type of heating system(s) used in this building: (circle all that apply – note primary)

Hot air circulation	Heat pump	Hot water baseboard	
Space Heaters	Stream radiation	Radiant floor	
Electric baseboard	Wood stove	Outdoor wood boiler	Other _____

The primary type of fuel used is:

Natural Gas	Fuel Oil	Kerosene
Electric	Propane	Solar
Wood	Coal	

Domestic hot water tank fueled by: No hot water heater

Boiler/furnace located in: Basement Outdoors Main Floor Other _____

Air conditioning: Central Air Window units Open Windows None

Are there air distribution ducts present? Y / (N)

Describe the supply and cold air return ductwork, and its condition where visible, including whether there is a cold air return and the tightness of duct joints. Indicate the locations on the floor plan diagram.

7. OCCUPANCY

Is basement/lowest level occupied? (No Basement) Full-time Occasionally Seldom Almost Never (Never)

Level	**General Use of Each Floor (e.g., familyroom, bedroom, laundry, workshop, storage)**
Basement	None
1st Floor	Machine Shop / Storage
2nd Floor	Unoccupied
3rd Floor	Unoccupied
4th Floor	Unoccupied

8. FACTORS THAT MAY INFLUENCE INDOOR AIR QUALITY

a. Is there an attached garage? (Y) / N

b. Does the garage have a separate heating unit? Y / (N) / NA

c. Are petroleum-powered machines or vehicles stored in the garage (e.g., lawnmower, atv, car) (Y) / N / NA Please specify Bobcat, Mowers

d. Has the building ever had a fire? Y / (N) When? _____

e. Is a kerosene or unvented gas space heater present? Y / (N) Where? _____

f. Is there a workshop or hobby/craft area? (Y) / N Where & Type? Machine Shop / 1st floor

g. Is there smoking in the building? (Y) / N How frequently? Daily

h. Have cleaning products been used recently? (Y) / N When & Type? Solvents

i. Have cosmetic products been used recently? Y / (N) When & Type? _____

j. Has painting/staining been done in the last 6 months? Y / N Where & When? ?

k. Is there new carpet, drapes or other textiles? Y / N Where & When? _____

l. Have air fresheners been used recently? Y / N When & Type? _____

m. Is there a kitchen exhaust fan? Y / N If yes, where vented? _____

n. Is there a bathroom exhaust fan? Y / N If yes, where vented? _____

o. Is there a clothes dryer? Y / N If yes, is it vented outside? Y / N

p. Has there been a pesticide application? Y / N When & Type? _____

Are there odors in the building? Y / N
If yes, please describe: Cutting Oil Odors

Do any of the building occupants use solvents at work? Y / N
(e.g., chemical manufacturing or laboratory, auto mechanic or auto body shop, painting, fuel oil delivery, boiler mechanic, pesticide application, cosmetologist

If yes, what types of solvents are used? _____

If yes, are their clothes washed at work? Y / N

Do any of the building occupants regularly use or work at a dry-cleaning service? (Circle appropriate response)

Yes, use dry-cleaning regularly (weekly) No
Yes, use dry-cleaning infrequently (monthly or less) Unknown
Yes, work at a dry-cleaning service

Is there a radon mitigation system for the building/structure? Y / N Date of Installation: _____
Is the system active or passive? Active/Passive

9. WATER AND SEWAGE

Water Supply: Public Water Drilled Well Driven Well Dug Well Other: _____

Sewage Disposal: Public Sewer Septic Tank Leach Field Dry Well Other: _____

10. RELOCATION INFORMATION (for oil spill residential emergency)

a. Provide reasons why relocation is recommended: _____

b. Residents choose to: remain in home relocate to friends/family relocate to hotel/motel

c. Responsibility for costs associated with reimbursement explained? Y / N

d. Relocation package provided and explained to residents? Y / N

11. FLOOR PLANS

Draw a plan view sketch of the basement and first floor of the building. Indicate air sampling locations, possible indoor air pollution sources and PID meter readings. If the building does not have a basement, please note.

Basement:

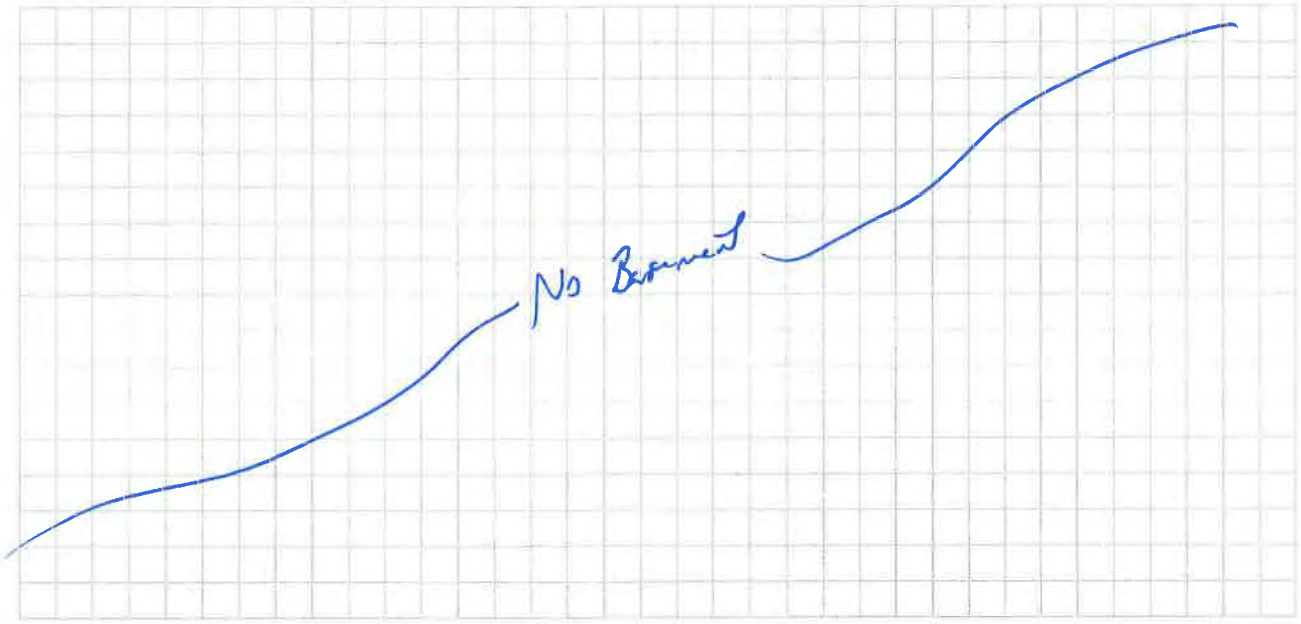

First Floor:

12. OUTDOOR PLOT

Draw a sketch of the area surrounding the building being sampled. If applicable, provide information on spill locations, potential air contamination sources (industries, gas stations, repair shops, landfills, etc.), outdoor air sampling location(s) and PID meter readings.

Also indicate compass direction, wind direction and speed during sampling, the locations of the well and septic system, if applicable, and a qualifying statement to help locate the site on a topographic map.



13. PRODUCT INVENTORY FORM

Make & Model of field instrument used: MiniRae ppbRAE 3000 PID

List specific products found in the residence that have the potential to affect indoor air quality.

Location	Product Description	Size (units)	Condition*	Chemical Ingredients	Field Instrument Reading (units)	Photo ** Y / N
1st floor	Gas powered lawn mowers	x2	U		604	Y
	Bobcat / Skidsteer	x1	U		973	Y
open	Bucket of cleaning solution	~1 gal.	U, D		468	Y
	Pittsburgh Paint Latex x4	1-Gal	U, UO		446	Y
	DAP window Glazing	1-Cart	U		442	Y
	Snowblower	1	U		653	Y
	PVC-Primer & Cement	1 qt. 1 pt.	U		503	Y
	Sprayers x 7	Varies	U		692	Y
	Various Latex Paint cans x100	1 gal	U, D, UO		499	Y
	" " x	5-Gal.	U, D, UO		568	Y
	Various cleaning/degreasing agents	Varies	U, UO		666	Y
Machine Shop	Unknown drum w/ liquids	55-Gal	U, D		3,088	Y
	Kerosene fuel canister	5-Gal.	U		4,238	Y
	Various spray bottles w/ cleaning agents x3	1-qt.	U, D		4,054	Y
	Open drum, empty w/ cutting oil @ bottom	55-Gal.	U		7,880	Y
	Fork lift	1	U		4,052	Y

* Describe the condition of the product containers as **Unopened (UO), Used (U),** or **Deteriorated (D)**
** Photographs of the **front and back** of product containers can replace the handwritten list of chemical ingredients. However, the photographs must be of good quality and ingredient labels must be legible.

Machine Shop PID Reading = 3,050 ppb


28-32


LOW VOC
Stock # 10209
IPS
WELD-ON
P-68
PRIMER
REDUCED VOC EMISSIONS*
CLEAR • TRANSPARENTE
A clear primer developed to soften and prepare all PVC and CPVC pipe and fittings.
Primer transparente hecho para preparar y ablandar los tubos y conexiónes de PVC y CPVC.
1 Quart (32 Fl. Oz. U.S.) • Cont. Net. 946 mL
DANGER/PELIGRO: EXTREMELY FLAMMABLE. VAPOR HARMFUL. HARMFUL IF SWALLOWED. MAY IRRITATE SKIN OR EYES. READ CAREFULLY CAUTIONS ON LEFT PANEL. EXTREMADAMENTE INFLAMABLE. VAPOR PELIGROSO. PUEDE SER PELIGROSO SI SE INGIERE. PUEDE IRRITAR LA PIEL Y LOS OJOS. LEA LAS PRECAUCIONES A LA IZQUIERDA.




Klean-Strip
Premium
Paint Thinner
Odorless
Mineral
Spirits
Excellent thinner for oil-based paint and varnish.
Cleans brushes, rollers, wood and metal.
Alcoholes Minerales Inodoros
DANGER! HARMFUL OR FATAL IF SWALLOWED. COMBUSTIBLE.
Read other cautions on back panel.
ONE GALLON 3.785 LITERS
¡PELIGRO! NOCIVO O LETAL SI SE INGIERE. COMBUSTIBLE.
Lea las demás precauciones al dorso.
UN GALON 3.785 LITROS




"It's the Film"
PREVENTS WEAR AND CORROSION
LUBRIPLATE
SUPER-LUBRICATION
TRADE MARK REG.
PATENTED
NET WEIGHT 7 POUNDS
LIQUID MEASURE 1 U.S. GALLON
FISKE BROTHERS REFINING CO.
ESTABLISHED 1870
NEWARK, N.J. 07105
U.S.A.
TOLEDO, OHIO 43605



NEW YORK STATE DEPARTMENT OF HEALTH
INDOOR AIR QUALITY QUESTIONNAIRE AND BUILDING INVENTORY
CENTER FOR ENVIRONMENTAL HEALTH

This form must be completed for each residence involved in indoor air testing.

Preparer's Name Evan Dumrose Date/Time Prepared 11/29/10 1300

Preparer's Affiliation LaBella Associates, P.C. Phone No. 585-475-6110

Purpose of Investigation 690 St. Paul Street - Soil Vapor Intrusion Investigation - Bldg. 22 (66UA)

1. OCCUPANT:

Interviewed: (Y) N

Last Name: Hawks First Name: Jason

Address: 75 Woodbury Blvd., Rochester, NY 14607

County: Monroe

Cell
~~Home~~ Phone: 585-738-1109 Office Phone: 585-475-7635

Number of Occupants/persons at this location 3-5 Age of Occupants Over 18

2. OWNER OR LANDLORD: (Check if same as occupant ___)

Interviewed: Y (N)

Last Name: Garlace First Name: Dante

Address: _____

County: Monroe

Home Phone: _____ Office Phone: _____

3. BUILDING CHARACTERISTICS

Type of Building: (Circle appropriate response)

Residential	School	Commercial/Multi-use
Industrial	Church	(Other): Set Design Center for Geva Theatre

If the property is residential, type? (Circle appropriate response)

Ranch	2-Family	3-Family
Raised Ranch	Split Level	Colonial
Cape Cod	Contemporary	Mobile Home
Duplex	Apartment House	Townhouses/Condos
Modular	Log Home	Other:_____

If multiple units, how many? _____

If the property is commercial, type?

Business Type(s) Set Design Center for Cow Theatre Co.

Does it include residences (i.e., multi-use)? Y / (N) If yes, how many? _____

Other characteristics:

Number of floors 1 Building age 40

Is the building insulated? (Y) / N How air tight? Tight / (Average) / Not Tight

4. AIRFLOW

Use air current tubes or tracer smoke to evaluate airflow patterns and qualitatively describe:

Airflow between floors

N/A

Airflow near source

Outdoor air infiltration

Infiltration into air ducts

5. BASEMENT AND CONSTRUCTION CHARACTERISTICS (Circle all that apply) No Basement

a. Above grade construction:	wood frame	concrete	stone	brick
b. Basement type:	full	crawlspace	slab	other _____
c. Basement floor:	concrete	dirt	stone	other _____
d. Basement floor:	uncovered	covered	covered with _____	
e. Concrete floor:	unsealed	sealed	sealed with _____	
f. Foundation walls:	poured	block	stone	other _____
g. Foundation walls:	unsealed	sealed	sealed with _____	
h. The basement is:	wet	damp	dry	moldy
i. The basement is:	finished	unfinished	partially finished	
j. Sump present?	Y / N			
k. Water in sump?	Y / N / not applicable			

Basement/Lowest level depth below grade: _____(feet)

Identify potential soil vapor entry points and approximate size (e.g., cracks, utility ports, drains)

_____

_____

6. HEATING, VENTING and AIR CONDITIONING (Circle all that apply)

Type of heating system(s) used in this building: (circle all that apply – note primary)

Hot air circulation	Heat pump	Hot water baseboard	
Space Heaters	Stream radiation	Radiant floor	
Electric baseboard	Wood stove	Outdoor wood boiler	Other _____

The primary type of fuel used is:

Natural Gas	Fuel Oil	Kerosene
Electric	Propane	Solar
Wood	Coal	

Domestic hot water tank fueled by: [redacted] Electric

Boiler/furnace located in:	Basement	Outdoors	Main Floor	Other_____
Air conditioning:	Central Air	Window units	Open Windows	None

Are there air distribution ducts present? Y / N

Describe the supply and cold air return ductwork, and its condition where visible, including whether there is a cold air return and the tightness of duct joints. Indicate the locations on the floor plan diagram.

Forced Air Furn heating unit mounted on ceiling of structure.

7. OCCUPANCY

Is basement/lowest level occupied? Full-time Occasionally Seldom Almost Never None Present

Level	**General Use of Each Floor (e.g., familyroom, bedroom, laundry, workshop, storage)**
Basement	None
1st Floor	Painting, Carpentry
2nd Floor	None
3rd Floor	None
4th Floor	None

8. FACTORS THAT MAY INFLUENCE INDOOR AIR QUALITY

a. Is there an attached garage? Y / N

b. Does the garage have a separate heating unit? Y / N / NA

c. Are petroleum-powered machines or vehicles stored in the garage (e.g., lawnmower, atv, car) Y / N / NA Please specify Delivery truck stored in garage

d. Has the building ever had a fire? Y / N When?

e. Is a kerosene or unvented gas space heater present? Y / N Where?

f. Is there a workshop or hobby/craft area? Y / N Where & Type? Wood working / Painting

g. Is there smoking in the building? Y / N How frequently?

h. Have cleaning products been used recently? Y / N When & Type?

i. Have cosmetic products been used recently? Y / N When & Type?

j. Has painting/staining been done in the last 6 months? (Y) / N Where & When? In Southern portion of bldg., weekly

k. Is there new carpet, drapes or other textiles? Y / (N) Where & When? _____

l. Have air fresheners been used recently? Y / (N) When & Type? _____

m. Is there a kitchen exhaust fan? Y / (N) If yes, where vented? _____

n. Is there a bathroom exhaust fan? Y / (N) If yes, where vented? _____

o. Is there a clothes dryer? Y / (N) If yes, is it vented outside? Y / N

p. Has there been a pesticide application? Y / (N) When & Type? _____

Are there odors in the building? Y / (N)
If yes, please describe: _____

Do any of the building occupants use solvents at work? Y / (N)
(e.g., chemical manufacturing or laboratory, auto mechanic or auto body shop, painting, fuel oil delivery, boiler mechanic, pesticide application, cosmetologist

If yes, what types of solvents are used? _____

If yes, are their clothes washed at work? Y / (N)

Do any of the building occupants regularly use or work at a dry-cleaning service? (Circle appropriate response)

Yes, use dry-cleaning regularly (weekly) — No
Yes, use dry-cleaning infrequently (monthly or less) — (Unknown)
Yes, work at a dry-cleaning service

Is there a radon mitigation system for the building/structure? Y / (N) Date of Installation: _____
Is the system active or passive? Active/Passive

9. WATER AND SEWAGE

Water Supply: (Public Water) Drilled Well Driven Well Dug Well Other: _____

Sewage Disposal: (Public Sewer) Septic Tank Leach Field Dry Well Other: _____

10. RELOCATION INFORMATION (for oil spill residential emergency)

a. Provide reasons why relocation is recommended: _____

b. Residents choose to: remain in home relocate to friends/family relocate to hotel/motel

c. Responsibility for costs associated with reimbursement explained? Y / N

d. Relocation package provided and explained to residents? Y / N

11. FLOOR PLANS

Draw a plan view sketch of the basement and first floor of the building. Indicate air sampling locations, possible indoor air pollution sources and PID meter readings. If the building does not have a basement, please note.

Basement:



First Floor:

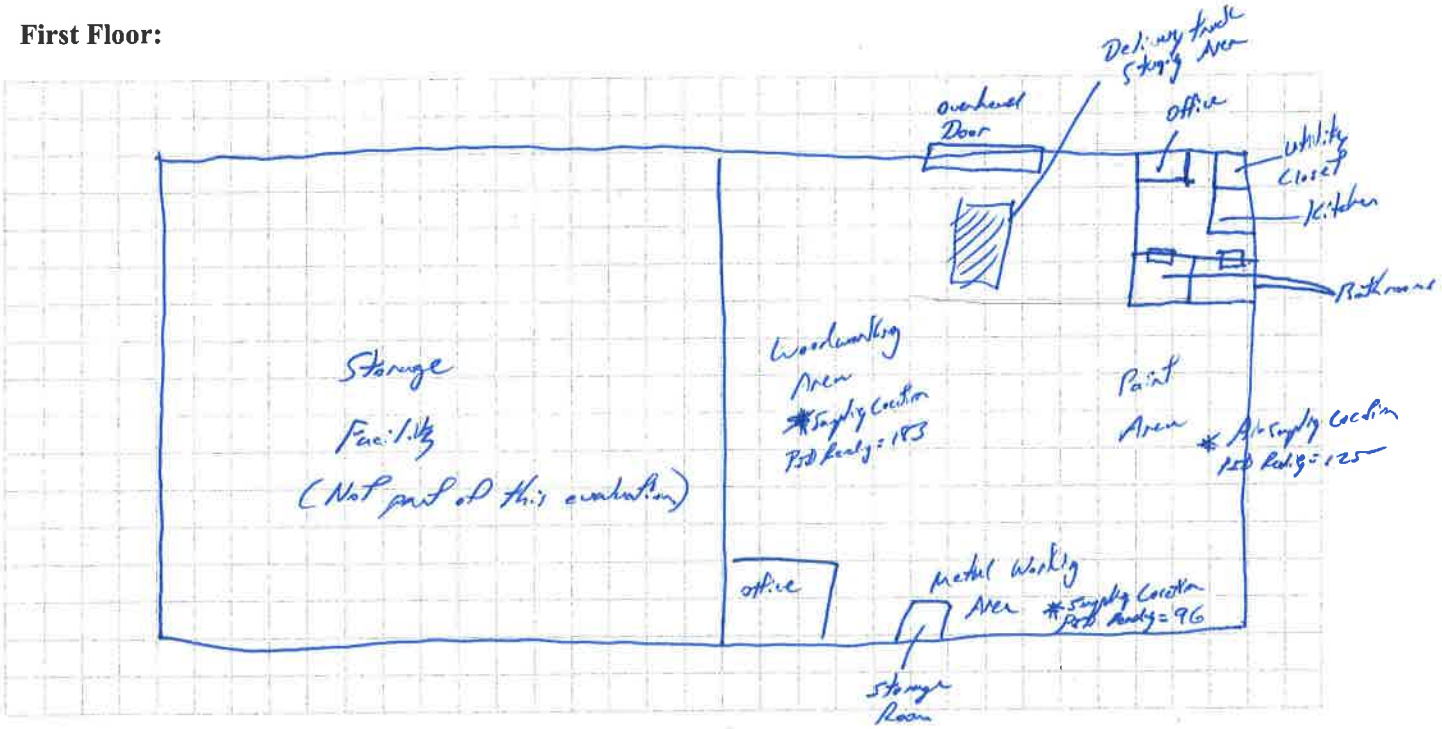

12. OUTDOOR PLOT

Draw a sketch of the area surrounding the building being sampled. If applicable, provide information on spill locations, potential air contamination sources (industries, gas stations, repair shops, landfills, etc.), outdoor air sampling location(s) and PID meter readings.

Also indicate compass direction, wind direction and speed during sampling, the locations of the well and septic system, if applicable, and a qualifying statement to help locate the site on a topographic map.

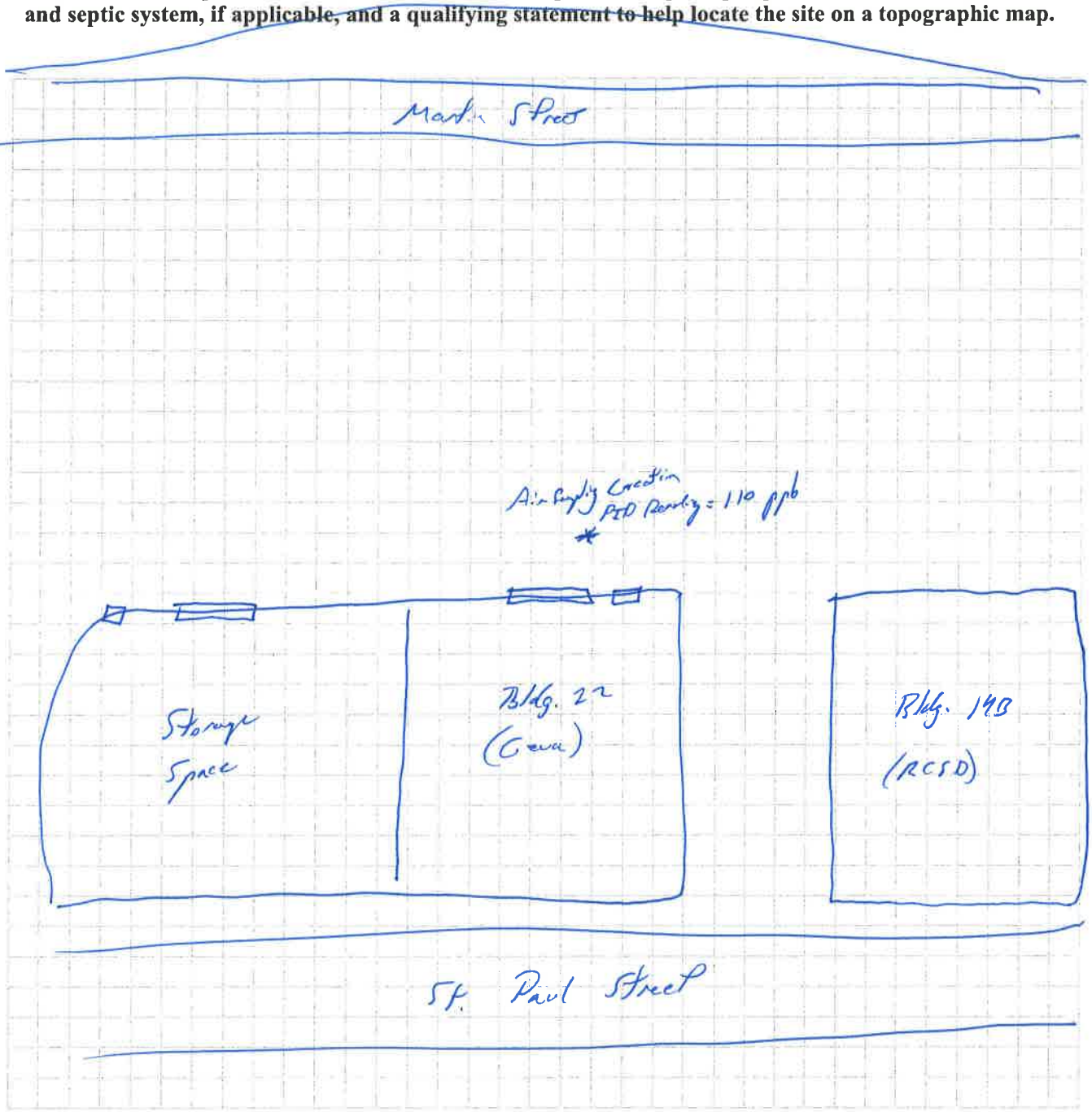

13. PRODUCT INVENTORY FORM

Make & Model of field instrument used: Mini Rae, PPB Rae

List specific products found in the residence that have the potential to affect indoor air quality.

Location	Product Description	Size (units)	Condition*	Chemical Ingredients	Field Instrument Reading (units)	Photo** Y / N
1st Floor	Compressed Gas Cylinder Argon	1-full cylinder	U		58	Y
	WD-40	8 oz.	U		72	Y
	Cutting Fluid	4 oz.	U		9	Y
	Magic Marker	1	U		191,000	Y
	Wood Glue	1	U		56	Y
	Spray Paint	2-8 oz.	U		11	Y
	Weldwood Contact Cement x3	1-Gallon	UO		384	Y
	Elmer's Glue x4	1-Gallon	UO		251	Y
	3M Fast Bond Contact Adhesive x2	1-Qt.	UO, U		312	Y
	Novus Plastic Polish	8 oz.	U		254	Y
	Weld-on Cement for Acrylic Sheet	5 oz.	U		277	Y
	Weld-on Solvent Cement x2	16 oz.	U, UO		2,536	Y
	Liquid Nails-Adhesive	1-Gal	U		1,651	Y
	Air Tool Lubricant	16 oz	U		226	Y
	Cello-Cleaner-Acrylic Furniture Polish	16 oz.	U		172	Y
	Various 10-W-30 Motor Oil containers x 13	1-Qt.	U, UO, D		181	Y
	WD-40	12 oz.	U		229	Y
	Lithium Grease	11 oz.	U		171	Y
	Various Spray Paints x2a	12 oz.	U, UO		185	Y

* Describe the condition of the product containers as **Unopened (UO), Used (U),** or **Deteriorated (D)**
** Photographs of the **front and back** of product containers can replace the handwritten list of chemical ingredients. However, the photographs must be of good quality and ingredient labels must be legible.

13. PRODUCT INVENTORY FORM

Make & Model of field instrument used: Mini Rae, PPB Rae

List specific products found in the residence that have the potential to affect indoor air quality.

Location	Product Description	Size (units)	Condition*	Chemical Ingredients	Field Instrument Reading (units)	Photo ** Y / N
	Bearing Lubricant	5.5-oz	U		200	Y
	K-lux - Cleaner for Plastics	8-oz.	U		206	Y
	Minwax Stains x16 (various size containers)	8oz. - 32oz.	U		134	Y
	~~Sheetrock Joint Compound~~	~~5-Gal~~	~~U~~		~~219~~	~~Y~~
	Spare paint (left-overs) x22	5-Gal	U		371	Y
	Assorted paints x4 x54	1-Gal 1-Qt.			291	Y
	Mineral Spirits	1-Gal	U		3,310	Y
	Epoxy part A	1-Qt	U		2,195	N
	Epoxy Part B	1-Gal	U		2,855	N
	Linseed Oil	1-Gal	U		1,655	Y
	Floetrol	1-Gal	U		1,852	Y
	Parks Pro-Stripper	1-Gal	U		262	Y
	Citristrip Paint/Varnish Stripper	1-Gal.	U		1,048	Y
	Paint Stripper	1-Gal	U		1,070	Y
	Lacquer Thinner x3	1-Gal	U		908	Y
	Acetone	1-Gal	U		699	Y
	Spray Gun Kleaner	1-Gal	U		1,184	Y
	Denatured Alcohol	1-Gal	U		946	Y
	Turpentine	1-Qt.	U		1,149	Y

* Describe the condition of the product containers as **Unopened (UO), Used (U),** or **Deteriorated (D)**
** Photographs of the **front and back** of product containers can replace the handwritten list of chemical ingredients. However, the photographs must be of good quality and ingredient labels must be legible.

13. PRODUCT INVENTORY FORM

Make & Model of field instrument used: Mini Rae, PPB Rae

List specific products found in the residence that have the potential to affect indoor air quality.

Location	Product Description	Size (units)	Condition*	Chemical Ingredients	Field Instrument Reading (units)	Photo** Y / N
1st Floor	Shellac x2	1-Qt.	UO		814	Y
	Polyurethane	1-Gal.	U		893	Y
	Paint x24	1-Qt.	UO, U		915	Y
	Various Spray Paints x78	12-oz.	UO, U		803	Y
	Various Wood Stains x82 x16	1-Qt. 1-Gal.	UO, U		392	Y

* Describe the condition of the product containers as **Unopened (UO), Used (U),** or **Deteriorated (D)**
** Photographs of the **front and back** of product containers can replace the handwritten list of chemical ingredients. However, the photographs must be of good quality and ingredient labels must be legible.

13. PRODUCT INVENTORY FORM

Make & Model of field instrument used: Mini Rae, PPB Rae

List specific products found in the residence that have the potential to affect indoor air quality.

Location	Product Description	Size (units)	Condition*	Chemical Ingredients	Field Instrument Reading (units)	Photo ** Y / N

* Describe the condition of the product containers as **Unopened (UO), Used (U),** or **Deteriorated (D)**
** Photographs of the **front and back** of product containers can replace the handwritten list of chemical ingredients. However, the photographs must be of good quality and ingredient labels must be legible.

13. PRODUCT INVENTORY FORM

Make & Model of field instrument used: Mini Rae, PPB Rae

List specific products found in the residence that have the potential to affect indoor air quality.

Location	Product Description	Size (units)	Condition*	Chemical Ingredients	Field Instrument Reading (units)	Photo ** Y / N

* Describe the condition of the product containers as **Unopened (UO), Used (U),** or **Deteriorated (D)**
** Photographs of the **front and back** of product containers can replace the handwritten list of chemical ingredients. However, the photographs must be of good quality and ingredient labels must be legible.

13. PRODUCT INVENTORY FORM

Make & Model of field instrument used: Mini Rae PPB Rae

List specific products found in the residence that have the potential to affect indoor air quality.

Location	Product Description	Size (units)	Condition*	Chemical Ingredients	Field Instrument Reading (units)	Photo ** Y / N

* Describe the condition of the product containers as **Unopened (UO), Used (U),** or **Deteriorated (D)**
** Photographs of the **front and back** of product containers can replace the handwritten list of chemical ingredients. However, the photographs must be of good quality and ingredient labels must be legible.

13. PRODUCT INVENTORY FORM

Make & Model of field instrument used: Mini Rae, PPB Rae

List specific products found in the residence that have the potential to affect indoor air quality.

Location	Product Description	Size (units)	Condition*	Chemical Ingredients	Field Instrument Reading (units)	Photo ** Y / N

* Describe the condition of the product containers as **Unopened (UO), Used (U),** or **Deteriorated (D)**
** Photographs of the **front and back** of product containers can replace the handwritten list of chemical ingredients. However, the photographs must be of good quality and ingredient labels must be legible.


IPS CORPORATION
IPS
WELD·ON
3
Clear, water thin, very fast curing solvent cement.
For Joining
ACRYLIC
1 PINT (16 Fl. Oz. U.S.), 473 mL
DANGER
VAPOR HARMFUL. MAY BE HARMFUL IF SWALLOWED. MAY IRRITATE SKIN OR EYES. READ CAUTIONS/HEALTH HAZARDS AT RIGHT PANEL.


rosco
31400



NEW YORK STATE DEPARTMENT OF HEALTH
INDOOR AIR QUALITY QUESTIONNAIRE AND BUILDING INVENTORY
CENTER FOR ENVIRONMENTAL HEALTH

This form must be completed for each residence involved in indoor air testing.

Preparer's Name Evan Dumrese Date/Time Prepared 1/20/12 11:00

Preparer's Affiliation LaBella Associates, P.C. Phone No. 585-454-6110

Purpose of Investigation 690 St. Paul Street - Soil Vapor Intrusion - Storage Space in Bldg. #22

1. OCCUPANT:

Interviewed: Y / N

Last Name: Gullace First Name: Dave

Address: _____

County: _____

Home Phone: _____ Office Phone: _____

Number of Occupants/persons at this location _____ Age of Occupants _____

2. OWNER OR LANDLORD: (Check if same as occupant ___)

Interviewed: Y / N

Last Name: _____ First Name: _____

Address: _____

County: _____

Home Phone: _____ Office Phone: _____

3. BUILDING CHARACTERISTICS

Type of Building: (Circle appropriate response)

Residential	School	Commercial/Multi-use
Industrial	Church	(Other: Storage)

If the property is residential, type? (Circle appropriate response)

Ranch	2-Family	3-Family
Raised Ranch	Split Level	Colonial
Cape Cod	Contemporary	Mobile Home
Duplex	Apartment House	Townhouses/Condos
Modular	Log Home	Other:_____

If multiple units, how many? _____

If the property is commercial, type?

Business Type(s) Commercial Storage

Does it include residences (i.e., multi-use)? Y (N) If yes, how many? _____

Other characteristics:

Number of floors 1 Building age_____

Is the building insulated? (Y) / N How air tight? Tight / Average / (Not Tight)

4. AIRFLOW

Use air current tubes or tracer smoke to evaluate airflow patterns and qualitatively describe:

Airflow between floors

Airflow near source

Outdoor air infiltration

Infiltration into air ducts

5. BASEMENT AND CONSTRUCTION CHARACTERISTICS (Circle all that apply) Slab-on-grade

a. Above grade construction:	wood frame	concrete	stone	brick steel
b. Basement type:	full	crawlspace	slab	other _____
c. Basement floor:	concrete	dirt	stone	other _____
d. Basement floor:	uncovered	covered	covered with _____	
e. Concrete floor:	unsealed	sealed	sealed with _____	
f. Foundation walls:	poured	block	stone	other _____
g. Foundation walls:	unsealed	sealed	sealed with _____	
h. The basement is:	wet	damp	dry	moldy
i. The basement is:	finished	unfinished	partially finished	
j. Sump present?	Y / N			
k. Water in sump?	Y / N / not applicable			

Basement/Lowest level depth below grade: N/A (feet)

Identify potential soil vapor entry points and approximate size (e.g., cracks, utility ports, drains)

_____

_____

6. HEATING, VENTING and AIR CONDITIONING (Circle all that apply)

Type of heating system(s) used in this building: (circle all that apply – note primary)

Hot air circulation primary	Heat pump	Hot water baseboard	
Space Heaters	Stream radiation	Radiant floor	
Electric baseboard	Wood stove	Outdoor wood boiler	Other _____

The primary type of fuel used is:

Natural Gas	Fuel Oil	Kerosene
Electric	Propane	Solar
Wood	Coal	

Domestic hot water tank fueled by: N/A

Boiler/furnace located in: Basement Outdoors Main Floor Other Ceiling

Air conditioning: Central Air Window units Open Windows None

Are there air distribution ducts present? Y / (N)

Describe the supply and cold air return ductwork, and its condition where visible, including whether there is a cold air return and the tightness of duct joints. Indicate the locations on the floor plan diagram.

None Present

7. OCCUPANCY

Is basement/lowest level occupied? Full-time Occasionally Seldom Almost Never (Never)

Level	**General Use of Each Floor (e.g., familyroom, bedroom, laundry, workshop, storage)**
Basement	None
1st Floor	Storage
2nd Floor	None
3rd Floor	None
4th Floor	None

8. FACTORS THAT MAY INFLUENCE INDOOR AIR QUALITY

a. Is there an attached garage? Y / (N)

b. Does the garage have a separate heating unit? Y / N / (NA)

c. Are petroleum-powered machines or vehicles stored in the garage (e.g., lawnmower, atv, car) (Y) / N / NA
Please specify Diesel Fuel AST

d. Has the building ever had a fire? Y / (N) When? _____

e. Is a kerosene or unvented gas space heater present? Y / (N) Where? _____

f. Is there a workshop or hobby/craft area? Y / (N) Where & Type? _____

g. Is there smoking in the building? Y / (N) How frequently? _____

h. Have cleaning products been used recently? Y / (N) When & Type? _____

i. Have cosmetic products been used recently? Y / (N) When & Type? _____

j. Has painting/staining been done in the last 6 months? (Y) / N Where & When? Adjoining bldg (Recently)

k. Is there new carpet, drapes or other textiles? Y / (N) Where & When? _____

l. Have air fresheners been used recently? Y / (N) When & Type? _____

m. Is there a kitchen exhaust fan? Y / (N) If yes, where vented? _____

n. Is there a bathroom exhaust fan? Y / (N) If yes, where vented? _____

o. Is there a clothes dryer? Y / (N) If yes, is it vented outside? Y / N

p. Has there been a pesticide application? Y / (N) When & Type? _____

Are there odors in the building? Y / (N)
If yes, please describe: _____

Do any of the building occupants use solvents at work? Y / (N)
(e.g., chemical manufacturing or laboratory, auto mechanic or auto body shop, painting, fuel oil delivery, boiler mechanic, pesticide application, cosmetologist

If yes, what types of solvents are used? _____

If yes, are their clothes washed at work? Y / (N)

Do any of the building occupants regularly use or work at a dry-cleaning service? (Circle appropriate response)

Yes, use dry-cleaning regularly (weekly) (No)
Yes, use dry-cleaning infrequently (monthly or less) Unknown
Yes, work at a dry-cleaning service

Is there a radon mitigation system for the building/structure? Y / (N) Date of Installation: _____
Is the system active or passive? Active/Passive

9. WATER AND SEWAGE

Water Supply:	Public Water	Drilled Well	Driven Well	Dug Well	Other: None
Sewage Disposal:	Public Sewer	Septic Tank	Leach Field	Dry Well	Other: None

10. RELOCATION INFORMATION (for oil spill residential emergency)

a. Provide reasons why relocation is recommended: N/A

b. Residents choose to: remain in home relocate to friends/family relocate to hotel/motel

c. Responsibility for costs associated with reimbursement explained? Y / N

d. Relocation package provided and explained to residents? Y / N

11. FLOOR PLANS

Draw a plan view sketch of the basement and first floor of the building. Indicate air sampling locations, possible indoor air pollution sources and PID meter readings. If the building does not have a basement, please note.

Basement:

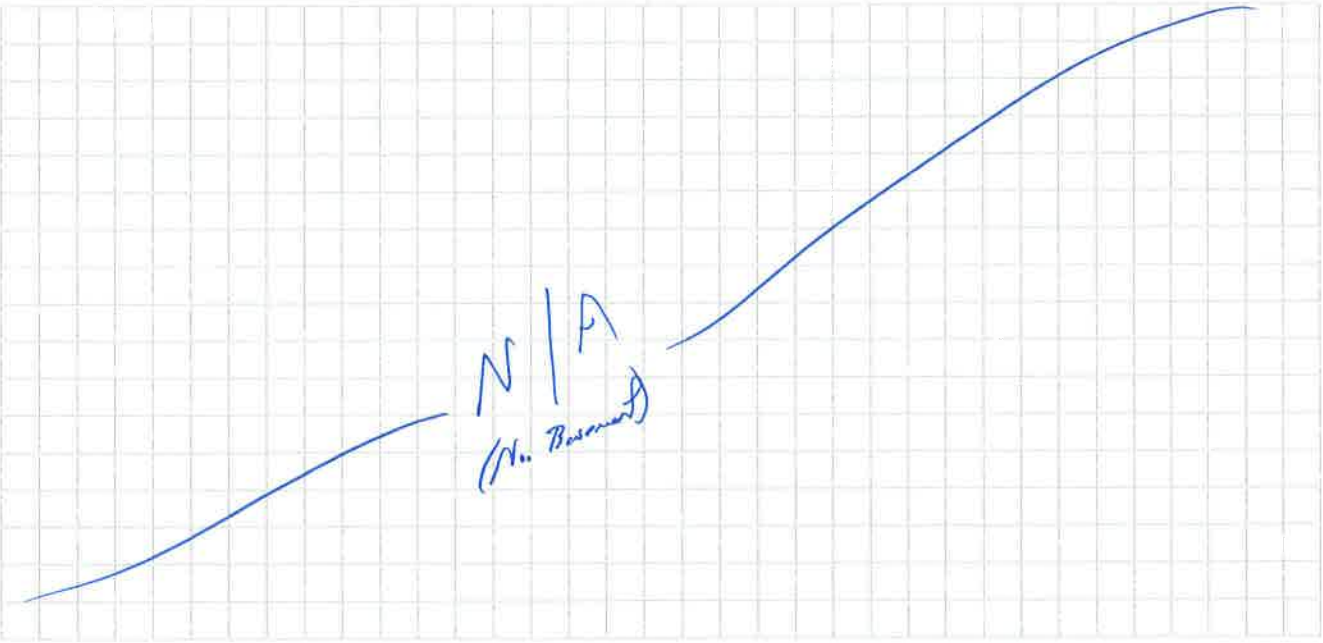

First Floor:

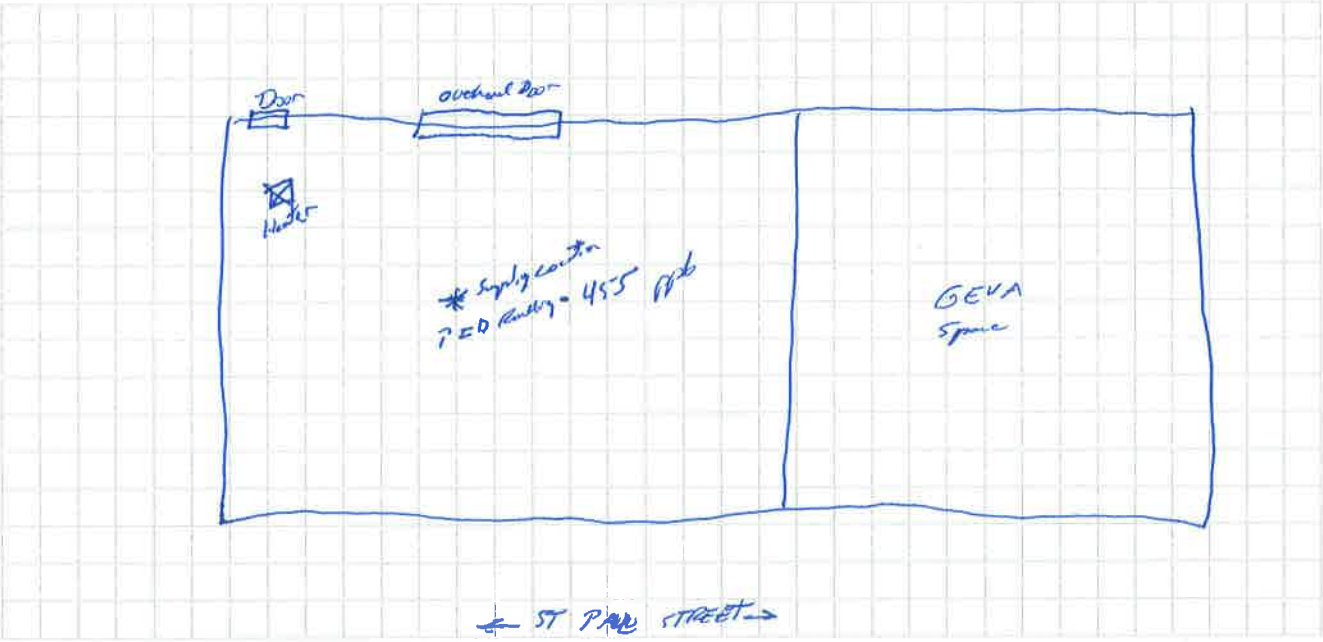

12. OUTDOOR PLOT

Draw a sketch of the area surrounding the building being sampled. If applicable, provide information on spill locations, potential air contamination sources (industries, gas stations, repair shops, landfills, etc.), outdoor air sampling location(s) and PID meter readings.

Also indicate compass direction, wind direction and speed during sampling, the locations of the well and septic system, if applicable, and a qualifying statement to help locate the site on a topographic map.

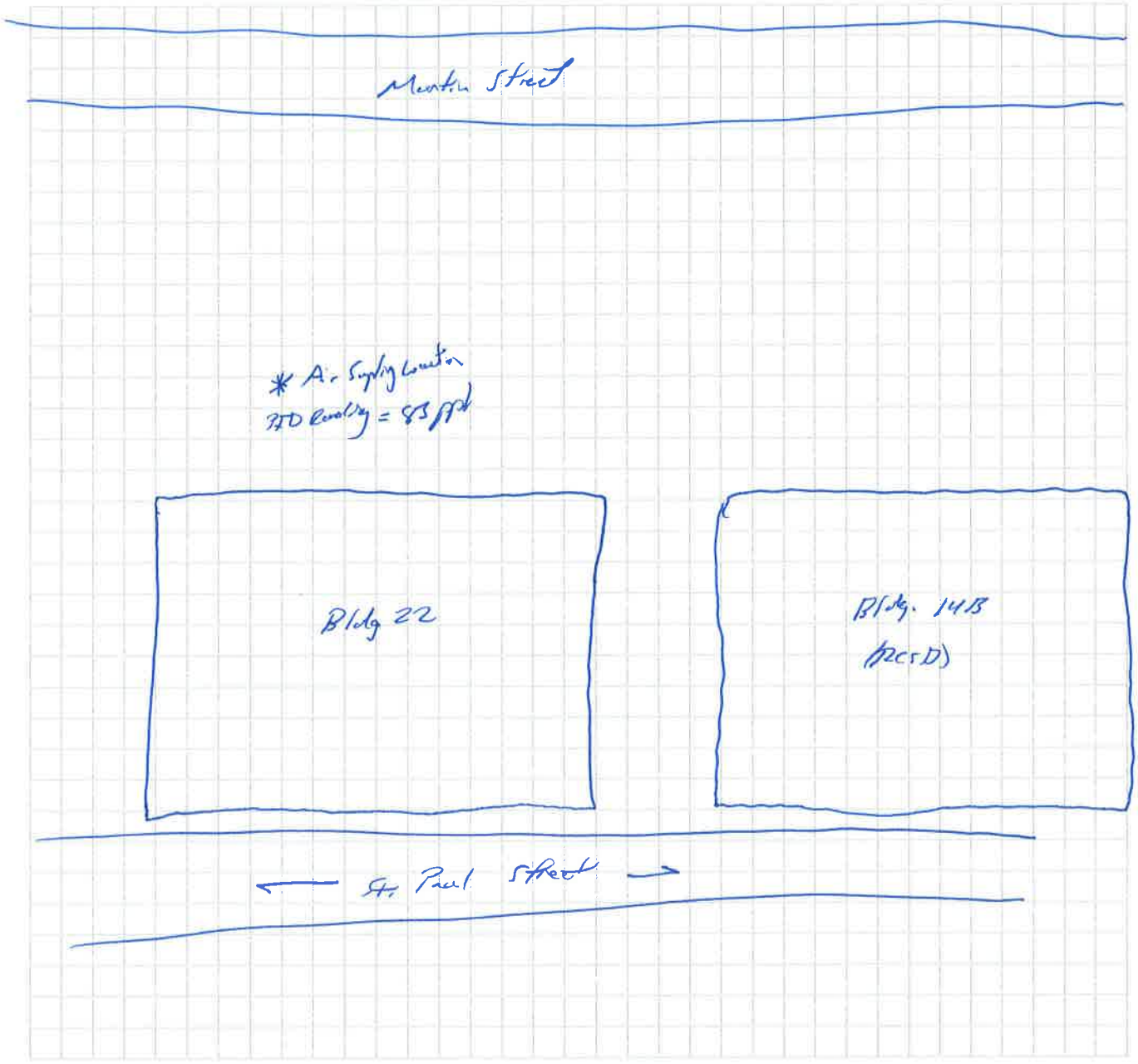

← N

Wind Direction = SW

13. PRODUCT INVENTORY FORM

Make & Model of field instrument used: Mini Rae PPB Rae PID

List specific products found in the residence that have the potential to affect indoor air quality.

Location	Product Description	Size (units)	Condition*	Chemical Ingredients	Field Instrument Reading (units)	Photo** Y / N
1st Floor	DuPont Primer x2	1-Gallon	U		15	Y
↓	Polyurethane Caulk Lubricant	5-Gallon	U		22	Y
	Zinsser Primer-Sealer	15 oz.	U		88	Y
	Service Pro - ATF	1-Qt.	U		48	Y
*	55-Gallon Drum - w/ waste under x4	55-Gallon	U		183	Y
*	55-Gallon Drum - w/ soil x2	55-Gallon	U		146	Y
*	55-Gallon Drum - w/ Unknown waste x11	55-Gallon	U		165	Y
	Diesel Fuel AST - (Empty)	500 Gal.	U		245	Y
	Unknown substance (soil?) in white bucket	5-Gal.	D		207	Y
	Sealer	5-Gal.	D		189	Y
↓	Kerosene AST	300 Gal	U		220	Y

* Describe the condition of the product containers as **Unopened (UO), Used (U),** or **Deteriorated (D)**
** Photographs of the **front and back** of product containers can replace the handwritten list of chemical ingredients. However, the photographs must be of good quality and ingredient labels must be legible.

13. PRODUCT INVENTORY FORM

Make & Model of field instrument used: Mini Rae, PPB Rae

List specific products found in the residence that have the potential to affect indoor air quality.

Location	Product Description	Size (units)	Condition*	Chemical Ingredients	Field Instrument Reading (units)	Photo** Y / N

* Describe the condition of the product containers as **Unopened (UO), Used (U),** or **Deteriorated (D)**
** Photographs of the **front and back** of product containers can replace the handwritten list of chemical ingredients. However, the photographs must be of good quality and ingredient labels must be legible.

13. PRODUCT INVENTORY FORM

Make & Model of field instrument used: Mini Rae PPB Rae

List specific products found in the residence that have the potential to affect indoor air quality.

Location	Product Description	Size (units)	Condition*	Chemical Ingredients	Field Instrument Reading (units)	Photo** Y / N

* Describe the condition of the product containers as **Unopened (UO), Used (U),** or **Deteriorated (D)**
** Photographs of the **front and back** of product containers can replace the handwritten list of chemical ingredients. However, the photographs must be of good quality and ingredient labels must be legible.

13. PRODUCT INVENTORY FORM

Make & Model of field instrument used: Mini Rae, PPB Rae

List specific products found in the residence that have the potential to affect indoor air quality.

Location	Product Description	Size (units)	Condition*	Chemical Ingredients	Field Instrument Reading (units)	Photo ** Y / N

* Describe the condition of the product containers as **Unopened (UO), Used (U),** or **Deteriorated (D)**
** Photographs of the **front and back** of product containers can replace the handwritten list of chemical ingredients. However, the photographs must be of good quality and ingredient labels must be legible.




KURE-N-SEAL
CONCRETE FLOORS AND WALLS
COMPLIES WITH ASTM-C-309
PRODUCT NO. 11-495
CAUTION:
COMBUSTIBLE LIQUID AND VAPOR
MAY CAUSE EYE, SKIN AND RESPIRATORY IRRITATION
VAPOR HARMFUL
KEEP OUT OF THE REACH OF CHILDREN
(See warnings elsewhere on label)
NET CONTENTS: 5 U.S. GALLONS (18.9 LITERS)
Made in the U.S.A.

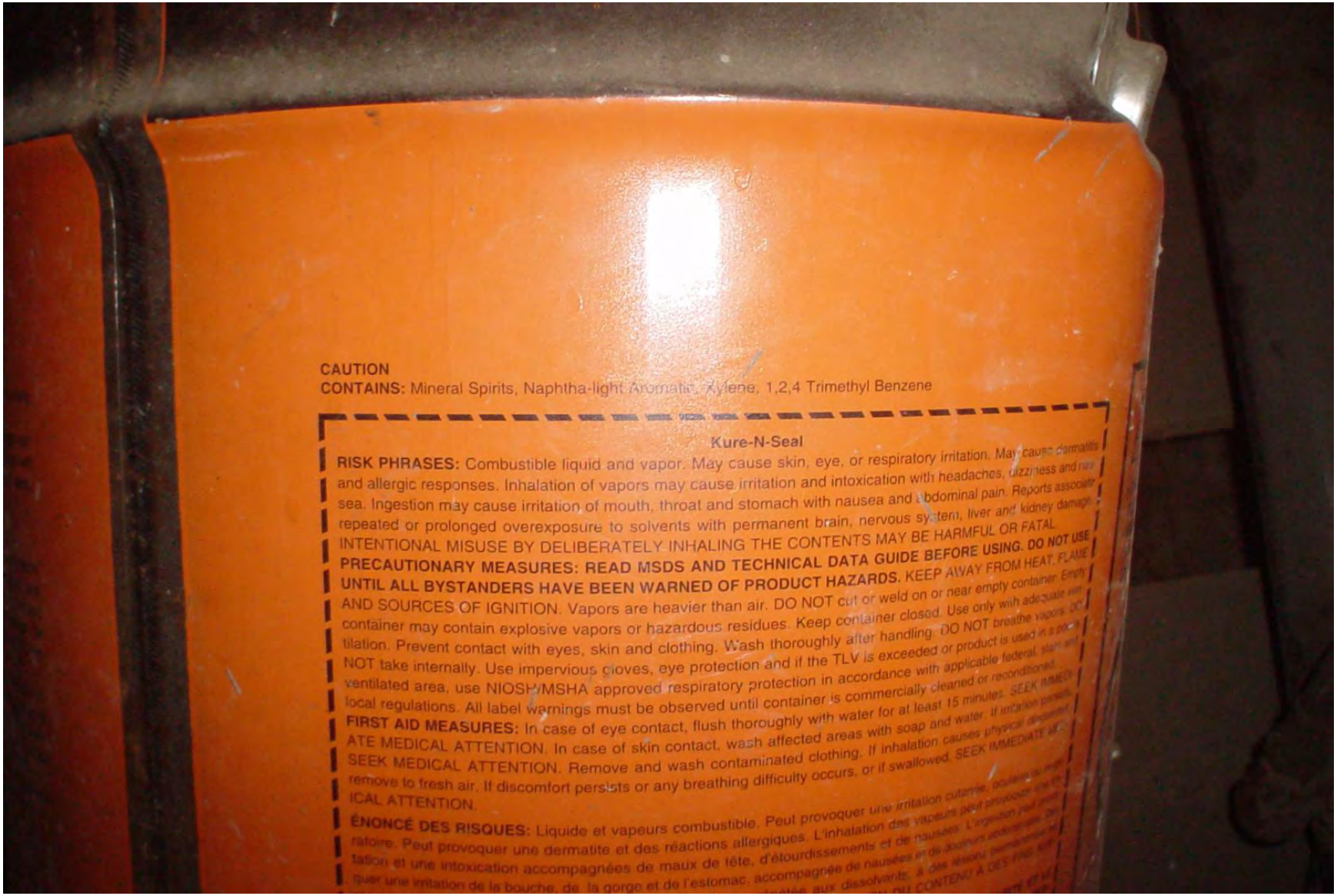

CAUTION
CONTAINS: Mineral Spirits, Naphtha-light Aromatic, Xylene, 1,2,4 Trimethyl Benzene

Kure-N-Seal

RISK PHRASES: Combustible liquid and vapor. May cause skin, eye, or respiratory irritation. May cause dermatitis and allergic responses. Inhalation of vapors may cause irritation and intoxication with headaches, dizziness and nausea. Ingestion may cause irritation of mouth, throat and stomach with nausea and abdominal pain. Reports associate repeated or prolonged overexposure to solvents with permanent brain, nervous system, liver and kidney damage. INTENTIONAL MISUSE BY DELIBERATELY INHALING THE CONTENTS MAY BE HARMFUL OR FATAL.
PRECAUTIONARY MEASURES: READ MSDS AND TECHNICAL DATA GUIDE BEFORE USING. DO NOT USE UNTIL ALL BYSTANDERS HAVE BEEN WARNED OF PRODUCT HAZARDS. KEEP AWAY FROM HEAT, FLAME AND SOURCES OF IGNITION. Vapors are heavier than air. DO NOT cut or weld on or near empty container. Empty container may contain explosive vapors or hazardous residues. Keep container closed. Use only with adequate ventilation. Prevent contact with eyes, skin and clothing. Wash thoroughly after handling. DO NOT breathe vapors. DO NOT take internally. Use impervious gloves, eye protection and if the TLV is exceeded or product is used in a poorly ventilated area, use NIOSH/MSHA approved respiratory protection in accordance with applicable federal, state and local regulations. All label warnings must be observed until container is commercially cleaned or reconditioned.
FIRST AID MEASURES: In case of eye contact, flush thoroughly with water for at least 15 minutes. SEEK IMMEDIATE MEDICAL ATTENTION. In case of skin contact, wash affected areas with soap and water. If irritation persists, SEEK MEDICAL ATTENTION. Remove and wash contaminated clothing. If inhalation causes physical discomfort, remove to fresh air. If discomfort persists or any breathing difficulty occurs, or if swallowed, SEEK IMMEDIATE MEDICAL ATTENTION.
ÉNONCÉ DES RISQUES: Liquide et vapeurs combustible. Peut provoquer une irritation cutanée, oculaire ou respiratoire. Peut provoquer une dermatite et des réactions allergiques. L'inhalation des vapeurs peut provoquer une irritation et une intoxication accompagnées de maux de tête, d'étourdissements et de nausées. L'ingestion peut provoquer une irritation de la bouche, de la gorge et de l'estomac, accompagnée de nausées et de douleurs abdominales. Des rapports associent [illegible] aux dissolvants, à des lésions permanentes au CONTENU A DES FINS [illegible]

Centek Laboratories LLC

Site Name: C90 Saint Paul Street

Location: C90 Saint Paul Street

Sampling Field Log

Date	1/27/2010	1/27/10	1/27/10	1/27/10	1/27/10	1/27/10
Sample ID	SV-1	SV-1 AMB	SV-2	SV-2 AMB	SV-3	SV-3 AMB
Location	Bldg. 22	Bldg. 22	GEUA	GEUA	By Pool Booth	By Pool Booth
Canister #	358	362	410	486	283	171
Regulator #	181	79	401	454	205	186
Pressure Gauge Start sampling	-29.0	-30.0	-28.5	-28.5	-30.0	-29.5
Line Purged (Y/N)	Y	N/A	Y	N/A	Y	N/A
Sample Sart Time	10:02	9:52	10:18	10:09	9:00	8:53
Sample End Time		13:00	16:25	16:25	15:58	15:55
Pressure Gauge End sampling	-5.5	-3.0	-6.0	-2.0	-5.0	-5.0
PID Reading	N/A	N/A	N/A	N/A	N/A	N/A
Tedlar PID Read	N/A	N/A	N/A	N/A	N/A	N/A
He Concentration:	2.0 ppm	N/A	[redacted]	N/A	3.8%	N/A
Comments						
Pressure Readings:	13:00 = -20.0	13:00 = -3.0	13:02 = -20.5	13:02 = -17.0	10:52 = -19.0	10:52 = -22.5
	15:03 = -13.0	N/A	15:11 = -14.0	15:11 = -8.0	15:11 = -14.5	15:17 = -14.0
					15:24 = -7.0	15:24 = -7.0
					15:58 = -5.0	15:55 = -5.0

Centek Laboratories LLC

Site Name: 690 Saint Paul Street

Location: " "

Sampling Field Log

Date	1/27/10	1/27/10	1/27/10	1/27/10	1/27/10	1/27/10
Sample ID	SV-4	SV-4 AMB	SV-5	SV-5 AMB	SV-6	SV-6 AMB
Location	SW corner of Bldg 14A	SW corner of Bldg. 14A	By Tunnel	By Tunnel	By Floor Drain	By Floor Drain
Canister #	~~229~~ 100	99	554	244	569	65
Regulator #	~~440~~ 78	450	400	253	458	395
Pressure Gauge Start sampling	-28.5	-27	-29	-29.5	-29.0	-31.0
Line Purged (Y/N)	Y	N/A	Y	N/A	Y	N/A
Sample Sart Time	8:42	8:37	9:10	9:08	9:35	9:27
Sample End Time	16:00	14:50	16:02	15:50	16:05	16:05
Pressure Gauge End sampling	-5.0	-3.5	-6.5	-3.0	-4.0	-6.5
PID Reading	N/A	N/A	N/A	N/A	N/A	N/A
Tedlar PID Read	N/A	N/A	N/A	N/A	N/A	N/A
He Concentration	7.0%	N/A	0.0 ppm	N/A	0.0 ppm	N/A
Comments						
Hexane Readings:	10:50 = -22.0	10:50 = -18.5	10:55 = -22.0	10:55 = -23.5	11:05 = -20.0	11:08 = -24.5
	13:15 = -14.5	13:15 = -10.0	13:20 = -15.5	13:20 = -13.0	13:40 = -17.0	13:40 = -13.5
	14:50 = -9.0	14:50 = -3.5	15:25 = -8.5	15:25 = -5.0	15:27 = -11.0	15:27 = -6.5
	15:22 = -7.0	~~16:00 = -5.0~~	16:02 = -6.5	15:50 = -5.0	16:05 = -4.0	16:05 = -6.5
	16:00 = -5.0					

Centek Laboratories LLC

Site Name: 690 Saint Paul Street

Location: " "

Sampling Field Log

Date	1/27/10	1/27/10	1/27/10	1/27/10	1/27/10	1/27/10
Sample ID	SV-7	SV-7 AMB	SV-8	SV-8 AMB	Outdoor	SV-4 AMB-D
Location						
Canister #	83	238	555	360	409	324
Regulator #	80	119	432	380	393	450
Pressure Gauge Start sampling	-29.0	-31.0	-29.0	-27.0	-27.5	-27
Line Purged (Y/N)						
Sample Sart Time	9:22	9:14	9:46	9:38	10:42	8:37
Sample End Time	16:08	16:08	16:10	16:10	16:50	14:50
Pressure Gauge End sampling	-5.0	-4.0	-8.0	-8.0	-8.0	-3.5
PID Reading	N/A	N/A	N/A	N/A	N/A	N/A
Tedlar PID Read	N/A	N/A	N/A	N/A	N/A	N/A
He Concentration	0.0 ppm	N/A	0.0 ppm	N/A	N/A	N/A
Comments						
Pressure Readings	11:05 = -23.0	11:05 = -28.5	11:04 = -23.0	11:04 = -22.5	13:07 = -20.0	10:50 = -18.5
	13:35 = -14.0	13:35 = -17.0	13:37 = -14.0	13:37 = -13.0	15:20 = -13.0	13:15 = -10.0
	15:30 = -7.0	15:30 = -8.0	15:29 = -8.0	15:29 = -6.0		14:50 = -3.5
	16:08 = -5.0	16:08 = -4.0	16:10 = -8.0	16:10 = -8.0		

Centek Laboratories LLC

Site Name: 690 Saint Paul Street

Location: RCSD (Bldg. 148)

Sampling Field Log

Date	1/27/10	1/27/2010	1/27/10	1/27/10	1/27/10	
Sample ID	Nursery Suite. 2010.01.27	Nursery Suite. 2010.01.27 D	Rm. 134. MS 2010.01.27 MSD	Rm 117. 2010. 01.27	Lobby. 2010. 01.27	
Location						
Canister #	108	430	215	426	~~426~~ 108	
Regulator #	471	439	387	178	~~178~~ 471	
Pressure Gauge Start sampling	-28.5	-28.5	-30.0	-28.5	~~-28.5~~ -28.5	
Line Purged (Y/N)	N/A	N/A	N/A	N/A		
Sample Sart Time	10:28	10:28	10:30	10:38	~~10:38~~	
Sample End Time						
Pressure Gauge End sampling						
PID Reading	N/A	N/A	N/A	N/A	N/A	N/A
Tedlar PID Read	N/A	N/A	N/A	N/A	N/A	N/A
Comments	13:28 -19.0	13:28 = 19.0	13:27 = -19.5	13:30 = -18.5		
	14:45 = -12.0	14:45 = -12.0	14:52 = -14.5	14:50 = -13.0		

Not Used

LABELLA Associates, P.C.

300 STATE STREET, ROCHESTER, NY

ENVIRONMENTAL ENGINEERING CONSULTANTS

TEST PIT LOG

PROJECT

BORING: TP- D09

SHEET 1 OF 1

JOB:

CHKD BY:

CONTRACTOR:

Excavator:

LABELLA REPRESENTATIVE:

Test Pit Location:

GROUND SURFACE ELEVATION: NA

START DATE: 12/28/06

END DATE: 12/28/06

TIME: 1040 TO

DATUM: NA

Weather:

DEPTH	SAMPLE: SAMPLE NO. AND DEPTH		STRATA CHANGE	VISUAL CLASSIFICATION	PID FIELD SCREEN (PPM)	REMARKS
0			0.0	Grass/Topsoil		
			0.9'	Steel manhole cover & sewer	0.0	
				Bottom @ 0.5'-1.0		
2	S-1					
4						
6						
8						
10						
12						

WATER LEVEL DATA: DATE	TIME	ELAPSED TIME	BOTTOM OF CASING	BOTTOM OF BORING	GROUNDWATER ENCOUNTERED
				1.5 -Ft.	Approx. No -ft. BGS

NOTES: Background Road

GENERAL NOTES

1) STRATIFICATION LINES REPRESENT APPROXIMATE BOUNDARY BETWEEN SOIL TYPES, TRANSITIONS MAY BE GRADUAL.

2) WATER LEVEL READINGS HAVE BEEN MADE AT TIMES AND UNDER CONDITIONS STATED, FLUCTUATIONS OF GROUNDWATER

3) Abbreviations

and = 35 to 50 %	c = coarse	
some = 20 to 35%	m = medium	BGS = Below the Ground Surface
little = 10 to 20%	f = fine	NA = Not Applicable
trace = 1 to 10%	vf = very fine	

BORING: TP-

LABELLA Associates, P.C.

300 STATE STREET, ROCHESTER, NY

ENVIRONMENTAL ENGINEERING CONSULTANTS

TEST PIT LOG

PROJECT

BORING: TP- E09

SHEET 1 OF 1

JOB:

CHKD BY:

CONTRACTOR:

Excavator:

LABELLA REPRESENTATIVE:

Weather:

Test Pit Location: Anomaly E

GROUND SURFACE ELEVATION: NA

START DATE: 12/28/09 END DATE: 12/28/09

TIME: 9:15 TO

DATUM: NA

DEPTH	SAMPLE NO. AND DEPTH		STRATA CHANGE	VISUAL CLASSIFICATION	PID FIELD SCREEN (PPM)	REMARKS
0			0.0'	Grass/Topsoil		
			0.3'	Brown, mf SAND and SILT, some cobbles, moist, No odor	0.0	
					0.0	
2	S-1				0.0	
			3.8'	AA, saturated, No odor	0.0	
4			4.5'	Gray - Dk. gray, Gravel, wet, No odor	0.0	
					0.0	
6			6.9'	Dk. gray, mc SAND and Gravel, moist, No odor	0.0	
			7.5'	Flat concrete slab		
8						
10						
12						

WATER LEVEL DATA			BOTTOM OF CASING	BOTTOM OF BORING	GROUNDWATER ENCOUNTERED
DATE	TIME	ELAPSED TIME		-Ft.	Approx. 3.4 -ft. BGS

NOTES: Background Rad = 40-80 prm/h

GENERAL NOTES

1) STRATIFICATION LINES REPRESENT APPROXIMATE BOUNDARY BETWEEN SOIL TYPES, TRANSITIONS MAY BE GRADUAL.

2) WATER LEVEL READINGS HAVE BEEN MADE AT TIMES AND UNDER CONDITIONS STATED, FLUCTUATIONS OF GROUNDWATER

3) Abbreviations

and = 35 to 50 %	c = coarse	
some = 20 to 35%	m = medium	BGS = Below the Ground Surface
little = 10 to 20%	f = fine	NA = Not Applicable
trace = 1 to 10%	vf = very fine	

BORING: TP-

LABELLA Associates, P.C.

300 STATE STREET, ROCHESTER, NY
ENVIRONMENTAL ENGINEERING CONSULTANTS

TEST PIT LOG
PROJECT

BORING: TP- 101
SHEET 1 OF 1
JOB:
CHKD BY:

CONTRACTOR:
Excavator:
LABELLA REPRESENTATIVE:
Test Pit Location:
GROUND SURFACE ELEVATION: NA
START DATE: 12/28/10 END DATE: 12/28/10
TIME: 1000 TO
DATUM: NA
Weather:

DEPTH	SAMPLE NO. AND DEPTH		STRATA CHANGE	VISUAL CLASSIFICATION	PID FIELD SCREEN (PPM)	REMARKS
0			0.1'	Grass / Topsoil		
			0.3'	Lt. brown, mc SAND, little c gravel, moist, loose	0.0	
			0.5'	4" x 10' - steel pipe, slightly curved		
2						
	S-1					
4						
6						
			7.7'	AA, saturated @ 7.3' BGS, sheen on cuttings		
8			8.1'	Bottom @ 8.1'		
10						
12						

WATER LEVEL DATA			BOTTOM OF CASING	BOTTOM OF BORING	GROUNDWATER ENCOUNTERED
DATE	TIME	ELAPSED TIME			
				8.1' -Fl.	Approx. 7.7 -ft. BGS

NOTES: Background Rad =

GENERAL NOTES
1) STRATIFICATION LINES REPRESENT APPROXIMATE BOUNDARY BETWEEN SOIL TYPES, TRANSITIONS MAY BE GRADUAL.
2) WATER LEVEL READINGS HAVE BEEN MADE AT TIMES AND UNDER CONDITIONS STATED, FLUCTUATIONS OF GROUNDWATER
3) Abbreviations
and = 35 to 50 %
some = 20 to 35%
little = 10 to 20%
trace = 1 to 10%
c = coarse
m = medium
f = fine
vf = very fine
BGS = Below the Ground Surface
NA = Not Applicable

BORING: TP-

PRINT GLOSSARY

Masterchem Industries LLC

View MSDS : 1 2 3 4 5 6 7 8 9 10 11 12 13 14 15 16

SECTION 1 - PRODUCT AND COMPANY IDENTIFICATION

Product Name:	KILZ 2® Latex
MSDS Manufacturer Number:	2000
Manufacturer Name:	Masterchem Industries LLC
Address:	3135 Old Highway M Imperial, MO 63052-2834
General Phone Number:	(636) 942-2510
General Fax Number:	(636) 942-3663
Customer Service Phone Number:	(800) 325-3552
CHEMTREC:	For emergencies in the US, call CHEMTREC: 800-424-9300
Canutec:	In Canada, call CANUTEC: (613) 996-6666 (call collect)
MSDS Creation Date:	06/26/2006
MSDS Revision Date:	09/08/2008

NFPA

1
1 0
NA

HMIS

Health Hazard	1
Fire Hazard	1
REACTIVITY	0
Personal Protection	X

* Chronic Health Effects:

SECTION 2 - COMPOSITION/INFORMATION ON INGREDIENTS

Chemical Name	CAS#	Ingredient Percent
Undisclosed/Proprietary	No data	1 - 5 by weight
Ethylene glycol	107-21-1	1 - 5 by weight
Nepheline Syenite	37244-96-5	1 - 5 by weight
Talc, Magnesium silicate hydrate	14807-96-6	5 - 10 by weight
Titanium dioxide	13463-67-7	10 - 30 by weight
Non hazardous ingredient(s)	No data	30 - 60 by weight
Styrene resin	No data	30 - 60 by weight

SECTION 3 - HAZARDS IDENTIFICATION

Emergency Overview:	Irritant.
Potential Health Effects:	
Eye:	May cause irritation.
Skin:	May cause irritation.
Inhalation:	Prolonged or excessive inhalation may cause respiratory tract irritation.
Ingestion:	May be harmful if swallowed. May cause vomiting.
Chronic Health Effects:	Prolonged or repeated contact may cause skin irritation.
Signs/Symptoms:	Overexposure may cause headaches and dizziness.
Target Organs:	Eyes. Skin. Respiratory system. Digestive system.
Aggravation of Pre-Existing Conditions:	None generally recognized.

SECTION 4 - FIRST AID MEASURES

Eye Contact:	Immediately flush eyes with plenty of water for 15 to 20 minutes. Get medical attention, if irritation or symptoms of overexposure persists.
Skin Contact:	Immediately wash skin with soap and plenty of water. Get medical attention if irritation develops or persists.
Inhalation:	If inhaled, remove to fresh air. If not breathing, give artificial respiration or give oxygen by trained personnel. Seek immediate medical attention.
Ingestion:	If swallowed, do NOT induce vomiting. Call a physician or poison control center immediately. Never give anything by mouth to an unconscious person.
Other First Aid:	Due to possible aspiration into the lungs, DO NOT induce vomiting if ingested. Provide a glass of water to dilute the material in the stomach. If vomiting occurs naturally, have the person lean forward to reduce the risk of aspiration.

SECTION 5 - FIRE FIGHTING MEASURES

Flash Point:	No Data
Lower Flammable/Explosive Limit:	Not applicable.
Upper Flammable/Explosive Limit:	Not applicable.
Extinguishing Media:	Use alcohol resistant foam, carbon dioxide, dry chemical, or water fog or spray when fighting fires involving this material.
Protective Equipment:	As in any fire, wear Self-Contained Breathing Apparatus (SCBA), MSHA/NIOSH (approved or equivalent) and full protective gear.

NFPA Ratings:

NFPA Flammability:	1
NFPA Health:	1
NFPA Reactivity:	0
NFPA Other:	NA

SECTION 6 - ACCIDENTAL RELEASE MEASURES

Personnel Precautions:	Use proper personal protective equipment as listed in section 8.
Environmental Precautions:	Avoid runoff into storm sewers, ditches, and waterways.
Spill Cleanup Measures:	Absorb spill with inert material (e.g., dry sand or earth), then place in a chemical waste container. Provide ventilation. Clean up spills immediately observing precautions in the protective equipment section.

SECTION 7 - HANDLING and STORAGE

Handling:	Use with adequate ventilation. Avoid breathing vapor and contact with eyes, skin and clothing.
Storage:	Store in a cool, dry, well ventilated area away from sources of heat, combustible materials, and incompatible substances. Keep container tightly closed when not in use.
Hygiene Practices:	Wash thoroughly after handling. Avoid contact with eyes and skin. Avoid inhaling vapor or mist.

SECTION 8 - EXPOSURE CONTROLS, PERSONAL PROTECTION - EXPOSURE GUIDELINES

Engineering Controls:	Use appropriate engineering control such as process enclosures, local exhaust ventilation, or other engineering controls to control airborne levels below recommended exposure limits. Good general ventilation should be sufficient to control airborne levels. Where such systems are not effective wear suitable personal protective equipment, which performs satisfactorily and meets OSHA or other recognized standards. Consult with local procedures for selection, training, inspection and maintenance of the personal protective equipment.
Eye/Face Protection:	Wear appropriate protective glasses or splash goggles as described by 29 CFR

	1910.133, OSHA eye and face protection regulation, or the European standard EN 166.
Skin Protection Description:	Chemical-resistant gloves and chemical goggles, face-shield and synthetic apron or coveralls should be used to prevent contact with eyes, skin or clothing.
Respiratory Protection:	A NIOSH approved air-purifying respirator with an organic vapor cartridge or canister may be permissible under certain circumstances where airborne concentrations are expected to exceed exposure limits. Protection provided by air purifying respirators is limited. Use a positive pressure air supplied respirator if there is any potential for an uncontrolled release, exposure levels are not known, or any other circumstances where air purifying respirators may not provide adequate protection.
Other Protective:	Facilities storing or utilizing this material should be equipped with an eyewash facility and a safety shower.

EXPOSURE GUIDELINES

Ethylene glycol :	
Guideline ACGIH:	TLV-STEL: C 100 mg/m3 (Aerosol only)
Talc, Magnesium silicate hydrate :	
Guideline ACGIH:	TLV-TWA: 2 mg/m3 (Respirable)
Guideline OSHA:	OSHA-TWA: 20 mg/m3
Titanium dioxide :	
Guideline ACGIH:	TLV-TWA: 10 mg/m3
Guideline OSHA:	OSHA-TWA: 15 mg/m3

SECTION 9 - PHYSICAL and CHEMICAL PROPERTIES

Physical State Appearance:	Liquid.
Color:	White
Flash Point:	No Data
Boiling Point:	No Data
Melting Point:	No Data
Density:	10 - 12 Lbs./gal.
Vapor Density:	Greater than 1 (Air = 1).
pH:	8.5 to 9.5
Molecular Formula:	Mixture
Molecular Weight:	Mixture
Flash Point:	No Data
VOC Content:	Material VOC: 35 gm/l (Includes Water) Coating VOC.: 97 gm/l (Excludes Water)

SECTION 10 - STABILITY and REACTIVITY

Chemical Stability:	Stable under normal temperatures and pressures.
Hazardous Polymerization:	Not reported.
Conditions to Avoid:	Heat, flames, incompatible materials, and freezing or temperatures below 32 deg. F.
Incompatible Materials:	Oxidizing agents. Strong acids and alkalis.

SECTION 11 - TOXICOLOGICAL INFORMATION

Ethylene glycol :	
RTECS Number:	KW2975000
Eye:	Eye - Rabbit; Standard Draize Test. : 500 mg/24H; mild. Eye - Rabbit; Standard Draize Test. : 1440 mg/6H; Moderate. (RTECS)
Skin:	Skin - Rabbit; Open irritation : 555 mg; mild. (RTECS)
Inhalation:	Inhalation. - Rat LC: >200 mg/m3/4H; Details of toxic effects not reported other than lethal dose value. Inhalation. - Mouse LC: >200 mg/m3/2H; Details of toxic effects not reported other than lethal dose value. (RTECS)

Ingestion:	Ingestion - Rat LD50: 4700 mg/kg; Details of toxic effects not reported other than lethal dose value.. (RTECS)
RTECS Number:	WW2710000
Titanium dioxide :	
RTECS Number:	XR2275000
Skin:	Skin - Rabbit; Standard Draize Test. : 300 ug/3D; (Intermittent) mild. (RTECS)
Ingestion:	Ingestion - Rat TDLo: 60 gm/kg; Gastrointestinal - hypermotility, diarrhea Gastrointestinal - other changes. (RTECS)

SECTION 12 - ECOLOGICAL INFORMATION

Ecotoxicity:	No ecotoxicity data was found for the product.
Environmental Fate:	No environmental information found for this product.

SECTION 13 - DISPOSAL CONSIDERATIONS

Waste Disposal:	Consult with the US EPA Guidelines listed in 40 CFR Part 261.3 for the classifications of hazardous waste prior to disposal. Furthermore, consult with your state and local waste requirements or guidelines, if applicable, to ensure compliance. Arrange disposal in accordance to the EPA and/or state and local guidelines.

SECTION 14 - TRANSPORT INFORMATION

DOT UN Number:	No Data
DOT Hazard Class:	No Data

SECTION 15 - REGULATORY INFORMATION

Ethylene glycol :	
TSCA Inventory Status:	Listed
State Regulations:	Listed in the New Jersey State Right to Know List. Listed in the Pennsylvania State Hazardous Substances List.
Canada DSL:	Listed
Nepheline Syenite :	
TSCA Inventory Status:	Not listed
Canada DSL:	Listed
Talc, Magnesium silicate hydrate :	
TSCA Inventory Status:	Listed
State Regulations:	Listed in the New Jersey State Right to Know List. Listed in the Pennsylvania State Hazardous Substances List.
Canada DSL:	Listed
Titanium dioxide :	
TSCA Inventory Status:	Listed
State Regulations:	Listed in the New Jersey State Right to Know List. Listed in the Pennsylvania State Hazardous Substances List.
Canada DSL:	Listed
	WARNING: This product contains a chemical known to the state of California to cause cancer and birth defects or other reproductive harm.

SECTION 16 - ADDITIONAL INFORMATION

HMIS Fire Hazard:	1
HMIS Health Hazard:	1
HMIS Reactivity:	0
HMIS Personal Protection:	x

HMIS Other:	x
MSDS Creation Date:	06/26/2006
MSDS Revision Date:	09/08/2008
MSDS Revision Notes:	Quarterly formula update
MSDS Author:	Actio Corporation
Disclaimer:	This Health and Safety Information is correct to the best of our knowledge and belief at the date of its publication but we cannot accept liability for any loss, injury or damage which may result from its use. We shall ensure, so far as is reasonably practicable, that any revision of this Data Sheet is sent to all customers to whom we have directly supplied this substance, but must point out that it is the responsibility of any intermediate supplier to ensure that such revision is passed to the ultimate user. The information given in the Data Sheet is designed only as a guidance for safe handling, storage and the use of the substance. It is not a specification nor does it guarantee any specific properties. All chemicals should be handled only by competent personnel, within a controlled environment. Should further information be required, this can be obtained through the sales office whose address is at the top of this data sheet.
Trademark	The trademarks, service marks, graphics and logos used on this MSDS are registered or unregistered trademarks of BFHR Process Corporation. All Rights Reserved.

Copyright© 1996-2008 Actio Software Corporation. All Rights Reserved.

US State Right to Know Laws:
Tough Prime Black: This product contains carbon black, which is known by the state of California to cause cancer.

Canadian Regulations:
Canadian Environmental Protection Act (CEPA): All ingredients are listed on the DSL, or are exempted materials.
Canadian WHMIS Classification: D1A, D2A, D2B.
This product has been classified according to the hazard criteria of the CPR and the MSDS contains all of the information required by the CPR.

SECTION 16 - OTHER INFORMATION

Legend : ACGIH: American Conference of Governmental Industrial Hygienists
IARC: International Agency for Research on Cancer
N/Ap: not applicable
N/Av: not available
NIOSH: National Institute of Occupational Safety and Health
NTP: National Toxicology Program
OSHA: Occupational Safety and Health Administration

References : Information obtained from sources including original supplier's Material Safety Data Sheet, and references including RTECS and CCOHS Cheminfo.

Prepared for: Rosco Laboratories Inc. 52 Harbor View Avenue Stamford, CT, USA, 06902 Phone: (203) 708 8900 http://http://www.rosco.com/	
Prepared by: ICC The Compliance Center Inc. **Canada: 1-888-977-4834** **USA: 1-888-442-9628** http://www.thecompliancecenter.com	The Compliance Center Inc.

DISCLAIMER OF LIABILITY

Every effort has been made to ensure that the safety information on this sheet is accurate, but because Rosco Laboratories, Inc. has no control over the conditions under which the product will be used, liability is limited exclusively to replacement or refund of the purchase price of this product. Except as stated herein, there are no express or implied warranties, including implied warranties of merchantability or fitness for a particular purpose. Rosco Laboratories, Inc. assumes no liability for injury or incidental or consequential damages arising out of storage, handling or use of this product.

Preparation Date: January 3, 2007

END OF DOCUMENT

Mutagenicity : Tough Prime Black: An ingredient in this product may cause mutagenic effects based on studies in laboratory animals.
Reproductive Effects : Not expected to have other reproductive effects.
Irritancy : Eyes, skin, respiratory system and digestive system.
Sensitization to material : Not expected to be a sensitizer.
Synergistic materials : None reported by the manufacturer.

SECTION 12 - ECOLOGICAL INFORMATION

Environmental effects : None known or reported by the manufacturer.
Important environmental characteristics : None known or reported by the manufacturer.
Ecotoxicological : No data is available on the product itself.

SECTION 13 - DISPOSAL CONSIDERATIONS

Handling for Disposal : See Section 7 (Handling and Storage) section for further details.
Methods of Disposal : Dispose in accordance with all applicable federal, state, provincial and local regulations. Contact your local, state, provincial or federal environmental agency for specific rules. Do not puncture or incinerate. Contact waste disposal services.

SECTION 14 - TRANSPORTATION INFORMATION

Regulatory Information	UN Number	Shipping Name	Class	Packing Group	Label
TDG	None	Not regulated.	Not regulated	-None-	
TDG Additional Information	None.				
49CFR/DOT	None	Not regulated.	Not regulated	-None-	
49CFR/DOT Additional Information	None.				
ICAO/IATA	None	Not regulated.	Not regulated	-None-	
ICAO/IATA Additional Information	None.				
IMDG	None	Not regulated.	Not regulated	-None-	
IMDG Additional Information	None.				

SECTION 15 - REGULATORY INFORMATION

US Federal Information:
All ingredients are listed on the TSCA Inventory, or are exempted materials.
SARA Section 313: This material is not subject to SARA notification requirements, since it does not contain any Toxic Chemical Constituents above de minimus concentrations.

Odor : Slight odor.

pH : Not available.

Boiling point : 168.3 °C

Melting/Freezing point : Not available.

Vapor pressure (mmHg @ 20° C / 68° F) : 0.6 - 874

Vapor density (Air = 1) : Heavier than air.

Volatile organic Compounds (VOC's) (lbs/gal;g/l) : Tough Prime White : 0.89/107.44
Tough Prime Black:1.28/154.32

Viscosity : Not available.

Odor threshold : 2-butoxyethanol: 0.10 ppm (detectable) ; 0.35 ppm (recognizable)

Specific gravity : 1.28 (Tough Prime White)
1.09 (Tough Prime Black)

Coefficient of water/oil distribution : Not available.

Solubility in water : Soluble

Evaporation rate (n-Butyl acetate = 1) : Slower than n-butyl acetate

Volatiles (% by weight) : 46.6 (Tough Prime White)
72.0 (Tough Prime Black)

Special Remarks On Fire Hazards

: Not flammable under normal conditions of use. This product will not burn, due to its water content. May spatter if the temperature exceeds the boiling point. Vapors may irritate eyes. May irritate skin.

SECTION 10 - REACTIVITY AND STABILITY DATA

Stability and reactivity : Stable under normal conditions.

Hazardous polymerization : Will not occur.

Conditions to avoid : High temperatures. Keep away from excessive heat, open flames, sparks and other possible sources of ignition. Oxidizing agents. Do not freeze.

Materials To Avoid And Incompatibility

: See Section 7 (Handling and Storage) section for further details.

Hazardous decomposition products

: See hazardous combustion products.

SECTION 11 - TOXICOLOGICAL INFORMATION

Ingredients	LC_{50}(4hr) inh, rat	LD_{50} oral	LD_{50} dermal
Tough Prime Black			
2-Butoxyethanol (Glycol Ether)	450 ppm/4H (rat)	470 mg/kg (rat); 320 mg/kg (rabbit)	400 mg/kg (rabbit)
Carbon black	6750 mg/m3/4H (rat)	>15,400 mg/kg (rat)	>3000 mg/kg (rabbit)
Tough Prime White			
2-Butoxyethanol (Glycol Ether)	450 ppm/4H (rat)	470 mg/kg (rat); 320 mg/kg (rabbit)	400 mg/kg (rabbit)
Zinc oxide fume	N/Av	> 5000 mg/kg (rat); 7950 mg/kg (mouse)	N/Av

Toxicological data : Low order of toxicity for normal industrial handling.

Carcinogenic status : Contains 2-Butoxyethanol. 2-Butoxyethanol is classified as a confirmed animal carcinogen by ACGIH (Group A3).
Tough Prime Black: This product contains Carbon black, an IARC Group 2B carcinogen.

Reproductive effects : Not expected to have other reproductive effects.

Teratogenicity : Not expected to be a teratogen.

Hazardous combustion products
: Oxides of carbon, nitrogen, and sulphur. Oxygen. Acrid fumes, toxic gases.

Oxidizing properties : None reported by the manufacturer.

SECTION 6 - ACCIDENTAL RELEASE MEASURES

Personal precautions : All persons dealing with clean-up should wear the appropriate protective equipment including self-contained breathing apparatus. Avoid breathing vapors. Wear resistant clothing and boots.

Environmental precautions : Prevent product from entering drains, sewers, waterways and soil.

Spill response/cleanup : Eliminate all ignition sources if safe to do so. Ventilate area of release. Use only non-sparking tools and equipment in the clean-up process. Contain and absorb spilled liquid with non-combustible, inert absorbent material (e.g. sand), then place absorbent material into a container for later disposal (see Section 13).

Containment : Should not be released into the environment. Recover free liquid or cover with inert absorbent material and place into appropriate container for disposal.

SECTION 7 - HANDLING AND STORAGE

Safe Handling procedures : Use with adequate ventilation. Avoid breathing vapor or mist. Avoid contact with skin and eyes. Wash hands thoroughly after using this product, and before eating, drinking or smoking. Avoid breathing of dust created by cutting, sanding, or grinding. Sanding and grinding dusts may be harmful if inhaled. Do not re-use empty containers. Do not puncture container. Keep in properly labeled containers. Wear suitable protective equipment. Do not ingest.

Storage requirements : Store in a cool, dry, well-ventilated area. Keep away from excessive heat, open flames, sparks and other possible sources of ignition. Do not freeze. Keep container tightly closed when not in use. Store in upright position only. Keep out of the reach of children. Empty product containers may contain hazardous product residue.

Incompatible materials : Oxidizing agents. Acids and bases. Aluminum. Ammonium salts. Other: magnesium, chlorinated rubber.

Special packaging materials
: Liquid-proof glass, plastic or non-corrodible metal containers are recommended.

SECTION 8 - EXPOSURE CONTROLS AND PERSONAL PROTECTION

Ventilation and engineering measures
: Use general or local exhaust ventilation to maintain air concentrations below recommended exposure limits. Use explosion-proof equipment. Discharge exhaust only in area away from ignition sources.

Respiratory protection : Use NIOSH/MSHA approved full-face respirator with an organic vapor cartridge if the recommended exposure limit is exceeded. In order to avoid inhalation of spray-mist and sanding dust, all spraying and sanding must be done wearing adequate respirator. Respirators should be selected based on the form and concentration of contaminants in air, and in accordance with OSHA (29 CFR 1910.134) or CSA Z94.4-02.

Skin protection : Gloves impervious to the material are recommended.

Eye / face protection : Safety glasses with side-shields or chemical splash goggles.

Other protective equipment
: Emergency showers and eyewash facilities should be nearby. Depending on conditions of use, safety shoes and additional protective clothing may also be necessary.

General hygiene considerations
: Wash hands thoroughly after using this product, and before eating, drinking or smoking. Wash hands before breaks and at the end of workday.

SECTION 9 - PHYSICAL AND CHEMICAL PROPERTIES

Physical state : Liquid.

Appearance : White liquid. (Tough Prime White)
Black liquid. (Tough Prime Black)

Eyes: Causes eye irritation. Prolonged or repeated exposure may be harmful to health. May cause conjunctivitis, irritation, and inflammation of mucous membranes. May cause burning sensation, redness and tearing (watering). Possible severe irritation.

Skin: Irritating to skin. Prolonged or repeated exposure may be harmful to health. Possible irritation, defatting or dermatitis (rash). Components of the product may be absorbed into the body through the skin. May cause central nervous system depression.

Inhalation: Can cause irritation of the respiratory tract. Prolonged exposure to vapors may be harmful to health. If higher concentrations are inhaled, additional symptoms may include coughing, shortness of breath, headache, nausea, vomiting, dizziness, drowsiness and other central nervous system effects. May cause mucous membrane irritation. Other adverse effects : Asphyxia. Severe lung irritation or lung damage, loss of appetite. Sanding and grinding dusts may be harmful if inhaled. Contains particles which may cause lung damage if inhaled in large quantities.

Ingestion: Lung aspiration hazard. This product may be aspirated (inhaled) into the lungs during ingestion. May cause lung inflammation. Harmful: may cause lung damage if swallowed. May cause mucous membrane irritation. Ingestion may cause symptoms similar to inhalation. May cause gastrointestinal irritation. Gastrointestinal irritation may include abdominal pain, nausea, diarrhea and vomiting. Other adverse effects : intoxication.

Potential chronic health effects

: Prolonged skin contact may defat the skin and produce dermatitis. Harmful by skin absorption. May cause central nervous system depression. Prolonged inhalation of vapors may cause lung damage, including chronic bronchitis.

Medical conditions aggravated by overexposure

: Pre-existing skin, respiratory, renal or nervous system disorders.

Additional health hazards : None reported by the manufacturer.

Potential environmental effects

: None reported by the manufacturer.

SECTION 4 - FIRST AID MEASURES

Inhalation : If breathed in, move person into fresh air. If breathing has stopped, give artificial respiration. If breathing is difficult, give oxygen by qualified medical personnel only. Seek immediate medical attention/advice.

Skin contact : Flush with plenty of water. Wash off with soap and plenty of water. Remove and wash contaminated clothing before re-use. If irritation persists, seek prompt medical attention.

Eye contact : Rinse immediately with plenty of water, also under the eyelids, for at least 15 minutes. If irritation persists, seek prompt medical attention.

Ingestion : Call a physician or Poison Control Centre immediately. Do NOT induce vomiting. Guard against aspiration into lungs by having the individual turn on their left side.

Notes For Physician : Treat symptomatically.

SECTION 5 - FIRE FIGHTING MEASURES

Fire hazards/conditions of flammability

: Not flammable under normal conditions of handling. This product will not burn, due to its water content.

Flammability classification (OSHA 29 CFR 1910.1200)

: OSHA Combustible Liquid IIIB.

Flash point : Not applicable.

Flash point Method : Not applicable.

Auto-ignition temperature : Not available.

Lower flammable limit (% by vol.)

: Not applicable.

Upper flammable limit (% by vol.)

: Not applicable.

Suitable extinguishing media

: Dry chemical, foam, carbon dioxide and water fog.

Explosion data: Sensitivity to mechanical impact / static discharge

: Not expected to be sensitive to mechanical impact or static discharge.

Special fire-fighting procedures/equipment

: Firefighters should wear an approved full-face, self-contained breathing apparatus (SCBA) and impervious clothing. Water may be ineffective on fire, but may be helpful in cooling unburned containers. Do not use a solid water stream as it may scatter and spread fire. If water is used, fog nozzles are preferable.

Rosco Laboratories Inc.
52 Harbor View Avenue
Stamford, CT, USA, 06902
Phone: (203) 708 8900

MSDS Preparation Date: January 3, 2007

MATERIAL SAFETY DATA SHEET

SECTION 1 - PRODUCT AND COMPANY IDENTIFICATION

Product Name : **TOUGH PRIME**
Tough Prime White (No.6050)
Tough Prime Black (No.6055)

Product Use : Primers

Chemical Family : Mixture

Supplier's name and address:

Rosco Laboratories Inc.

52 Harbor View Avenue
Stamford, CT, United States
06902

24 Hr. Emergency Tel # : (800) 424-9300

HMIS Rating : *- Chronic hazard 0 - Minimal 1 - Slight 2 - Moderate 3 - Serious 4 - Severe

Health: * 1 *Flammability:* 0 *Reactivity:* 0

WHMIS Classes:



POISON TOXIC

SECTION 2 - COMPOSITION/INFORMATION ON INGREDIENTS

Ingredients	CAS #	% (weight)	ACGIH TLV TWA	ACGIH TLV STEL	OSHA PEL PEL	OSHA PEL STEL
Tough Prime Black						
2-Butoxyethanol (Glycol Ether)	111-76-2	1.0 - 5.0	20 ppm	N/Av	50 ppm (240 mg/m3) (skin)	N/Av
Carbon black	1333-86-4	1.0 - 5.0	3.5 mg/m3	N/Av	3.5 mg/m3	N/Av
Tough Prime White						
2-Butoxyethanol (Glycol Ether)	111-76-2	1.0 - 5.0	20 ppm	N/Av	50 ppm (240 mg/m3) (skin)	N/Av
Zinc oxide fume	1314-13-2	1.0 - 5.0	2 mg/m3	10 mg/m3	15 mg/m3	N/Av

SECTION 3 - HAZARDS IDENTIFICATION

EMERGENCY OVERVIEW

White liquid. (Tough Prime White); Black liquid. (Tough Prime Black). Slight odor. Irritating to eyes, respiratory system and skin. Contains material which may be carcinogenic.

POTENTIAL HEALTH EFFECTS

Target organs : None reported by the manufacturer.

Routes of exposure : *Inhalation:* YES *Skin Absorption:* YES *Skin & Eyes:* YES *Ingestion:* YES

Potential acute health effects :

MATERIAL SAFETY DATA SHEET

prepared 09/23/08

HAZARDS IDENTIFICATION (ANSI Section 3)

Primary route(s) of exposure : Inhalation, skin contact, eye contact, ingestion.

Effects of overexposure :

Inhalation : Irritation of respiratory tract, lungs. Prolonged inhalation may lead to mucous membrane irritation, chest pain, coughing, difficulty of breathing, severe lung irritation or damage, pneumoconiosis.

Skin contact : Irritation of skin.

Eye contact : Irritation of eyes.

Ingestion : Ingestion may cause mouth and throat irritation, gastro-intestinal disturbances.

Medical conditions aggravated by exposure : Eye, skin, respiratory disorders, asthma-like conditions.

FIRST-AID MEASURES (ANSI Section 4)

Inhalation : Remove to fresh air. Restore and support continued breathing. Get emergency medical attention. Have trained person give oxygen if necessary. Get medical help for any breathing difficulty. Remove to fresh air if irritation causes eye watering, headaches, dizziness, or other discomfort.

Skin contact : Wash thoroughly with soap and water. If any product remains gently rub petroleum jelly, vegetable or mineral/baby oil onto skin. Repeated applications may be needed. Remove contaminated clothing. Wash contaminated clothing before re-use.

Eye contact : Flush immediately with large amounts of water, especially under lids for at least 15 minutes. If irritation or other effects persist, obtain medical treatment.

Ingestion : If swallowed, obtain medical treatment immediately.

FIRE-FIGHTING MEASURES (ANSI Section 5)

Fire extinguishing media : Dry chemical or foam water fog. Carbon dioxide. Closed containers may burst if exposed to extreme heat or fire. In closed tanks, water or foam may cause frothing or eruption.

Fire fighting procedures : Water may be used to cool and protect exposed containers. Firefighters should use full protective clothing, eye protection, and self-contained breathing apparatus.

Hazardous decomposition or combustion products : Carbon monoxide, carbon dioxide. Sodium oxide.

ACCIDENTAL RELEASE MEASURES (ANSI Section 6)

Steps to be taken in case material is released or spilled : Comply with all applicable health and environmental regulations. Eliminate all sources of ignition. Ventilate area. Evacuate all unnecessary personnel. Place collected material in proper container. Small spills - use absorbent to pick up residue and dispose of properly.

HANDLING AND STORAGE (ANSI Section 7)

Handling and storage : Store below 100f (38c). Keep from freezing.

Other precautions : Use only with adequate ventilation. Do not take internally. Keep out of reach of children. Avoid contact with skin and eyes, and breathing of vapors. Wash hands thoroughly after handling, especially before eating or smoking. Keep containers tightly closed and upright when not in use. Avoid conditions which result in formation of inhalable particles such as spraying or abrading (sanding) painted surfaces. If such conditions cannot be avoided, use appropriate respiratory protection as directed under exposure controls/personal protection.

EXPOSURE CONTROLS/PERSONAL PROTECTION (ANSI Section 8)

Respiratory protection : Control environmental concentrations below applicable exposure standards when using this material. When respiratory protection is determined to be necessary, use a NIOSH/MSHA (Canadian z94.4) Approved elastomeric sealing- surface facepiece respirator outfitted with organic vapor cartridges and paint spray (dust/mist) pre filters. Determine the proper level of protection by conducting appropriate air monitoring. Consult 29CFR1910.134 For selection of respirators (Canadian z94.4).

Ventilation : Provide dilution ventilation or local exhaust to prevent build-up of vapors.

Personal protective equipment : Eye wash, safety shower, safety glasses or goggles. Impervious gloves, impervious clothing.

STABILITY AND REACTIVITY (ANSI Section 10)

Under normal conditions : Stable see section 5 fire fighting measures

Materials to avoid : Oxidizers, acids, bases, hydrogen fluoride.

Conditions to avoid : Elevated temperatures, contact with oxidizing agent, freezing, sparks, open flame.

Hazardous polymerization : Will not occur

TOXICOLOGICAL INFORMATION (ANSI Section 11)

Supplemental health information : No additional effects are anticipated

Carcinogenicity : Inhalation of non-asbestiform cosmetic grade talc for 2 years at 6 and 18 mg/m3 produced clear evidence of carcinogenicity in female rats (lung and adrenal tumors) and some evidence of carcinogenicity in male rats (adrenal tumors). No evidence of carcinogenicity was demonstrated in male and female mice exposed under the same conditions. Microscopic examination of the lungs of rats and mice exposed to talc revealed additional exposure related effects primarily associated with the inflammatory response. Contains crystalline silica which is considered a hazard by inhalation. IARC has classified crystalline silica as carcinogenic to humans (group 1). Crystalline silica is also a known cause of silicosis, a noncancerous lung disease. The national toxicology program (NTP) has classified crystalline silica as a known human carcinogen. In a lifetime inhalation study, exposure to 250 mg/m3 titanium dioxide resulted in the development of lung tumors in rats. These tumors occurred only at dust levels that overwhelmed the animal's lung clearance mechanisms and were different from common human lung tumors in both type and location. The relevance of these findings to humans is unknown but questionable. The international agency for research on cancer (IARC) has classified titanium dioxide as possibly carcinogenic to humans (group 2b) based on inadequate evidence of carcinogenicity in humans and sufficient evidence of carcinogenicity in experimental animals.

Reproductive effects : No reproductive effects are anticipated

Mutagenicity : No mutagenic effects are anticipated

Teratogenicity : No teratogenic effects are anticipated

ECOLOGICAL INFORMATION (ANSI Section 12)

No ecological testing has been done by ICI paints on this product as a whole.

DISPOSAL CONSIDERATIONS (ANSI Section 13)

Waste disposal : Dispose in accordance with all applicable regulations. Avoid discharge to natural waters.

The information contained herein is based on data available at the time of preparation of this data sheet which ICI Paints believes to be reliable. However, no warranty is expressed or implied regarding the accuracy of this data. ICI Paints shall not be responsible for the use of this information, or of any product, method or apparatus mentioned and you must make your own determination of its suitability and completeness for your own use, for the protection of the environment, and the health and safety of your employees and the users of this material.
Complies with OSHA hazard communication standard 29CFR1910 1200.

ICI Paints North America 15885 Sprague Road Strongsville, Ohio 44136 EMERGENCY TELEPHONE NO. (800) 545-2643

AMERICA'S FINEST INTERIOR LATEX FLAT

AF12XX

REGULATORY INFORMATION (ANSI Section 15)

As of the date of this MSDS, all of the components in this product are listed (or are otherwise exempt from listing) on the TSCA inventory. This product has been classified in accordance with the hazard criteria of the CPR (controlled products regulations) and the MSDS contains all the information required by the CPR.

Physical Data (ANSI Sections 1, 9, and 14)

Product Code	Description	Wt. / Gal.	VOC gr. / ltr.	% Volatile by Volume	Flash Point	Boiling Range	HMIS	DOT, proper shipping name
AF1211	america's finest interior latex flat wall paint - base 1	11.49	82.16	68.33	none	212-501	310	paint ** protect from freezing **
AF1212	america's finest interior latex flat wall paint - base 2	10.23	82.95	71.53	none	212-501	310	paint ** protect from freezing **
AF1222	america's finest interior latex flat wall paint - antique white	11.48	82.46	68.49	none	212-501	*310	paint ** protect from freezing **
AF1223	america's finest interior latex flat wall paint - off white	11.48	82.46	68.49	none	212-501	*310	paint ** protect from freezing **
AF1224	america's finest interior latex flat wall paint - white	11.46	71.95	63.22	none	212-501	310	paint ** protect from freezing **

Ingredients Product Codes with % by Weight (ANSI Section 2)

Chemical Name	Common Name	CAS. No.	AF1211	AF1212	AF1222	AF1223	AF1224
1,2-ethanediol	ethylene glycol	107-21-1	.1-1.0		.1-1.0	.1-1.0	.1-1.0
silicic acid, aluminum sodium salt	sodium aluminosilicate	1344-00-9	1-5		1-5	1-5	1-5
titanium oxide	titanium dioxide	13463-67-7	5-10	1-5	5-10	5-10	5-10
talc	talc	14807-96-6	10-20		10-20	10-20	5-10
quartz	quartz	14808-60-7	.1-1.0		.1-1.0	.1-1.0	
2-propenoic acid, butyl ester, polymer with ethenyl acetate	vinyl acrylic latex	25067-01-0	5-10	10-20	5-10	5-10	10-20
propanoic acid, 2-methyl-, monoester with 2,2,4-trimethyl-1,3-pentanediol	texanol	25265-77-4	1-5	1-5	1-5	1-5	1-5
nepheline syenite	feldspar-type minerals	37244-96-5		10-20			
kieselguhr	diatomaceous earth, uncalcined	61790-53-2					1-5
ceramic materials and wares, chemicals	calcined kaolin clay	66402-68-4	10-20	5-10	10-20	10-20	10-20
water	water	7732-18-5	40-50	50-60	40-50	40-50	40-50

Chemical Hazard Data (ANSI Sections 2, 8, 11, and 15)

		ACGIH-TLV				OSHA-PEL				S.R.								
Common Name	CAS. No.	8-Hour TWA	STEL	C	S	8-Hour TWA	STEL	C	S	Std.	S2	S3	CC	H	M	N	I	O
sodium aluminosilicate	1344-00-9	10 mg/m3	not est.	not est.	not est.	5 mg/m3	not est.	not est.	not est.	not est.	n	n	n	n	n	n	n	n
titanium dioxide	13463-67-7	10 mg/m3	not est.	not est.	not est.	10 mg/m3	not est.	not est.	not est.	not est.	n	n	n	n	n	y	y	n
talc	14807-96-6	2 mg/m3	not est.	not est.	not est.	not est.	not est.	not est.	not est.	not est.	n	n	n	n	n	n	n	n
quartz	14808-60-7	.025 mg/m3	not est.	not est.	not est.	0.1 mg/m3	not est.	not est.	not est.	not est.	n	n	n	n	n	y	y	n
vinyl acrylic latex	25067-01-0	not est.	not est.	not est.	not est.	not est.	not est.	not est.	not est.	not est.	n	n	n	n	n	n	n	n
texanol	25265-77-4	not est.	not est.	not est.	not est.	not est.	not est.	not est.	not est.	not est.	n	n	n	n	n	n	n	n
feldspar-type minerals	37244-96-5	not est.	not est.	not est.	not est.	not est.	not est.	not est.	not est.	not est.	n	n	n	n	n	n	n	n
diatomaceous earth, uncalcined	61790-53-2	not est.	not est.	not est.	not est.	6 mg/m3	not est.	not est.	not est.	not est.	n	n	n	n	n	n	n	n
calcined kaolin clay	66402-68-4	not est.	not est.	not est.	not est.	not est.	not est.	not est.	not est.	not est.	n	n	n	n	n	n	n	n

Footnotes:

C=Ceiling - Concentration that should not be exceeded, even instantaneously.

S=Skin - Additional exposure, over and above airborn exposure, may result from skin absorption.

n/a=not applicable
not est=not established
CC=CERCLA Chemical

ppm=parts per million
mg/m3=milligrams per cubic meter
Sup Conf=Supplier Confidential

S2=Sara Section 302 EHS
S3=Sara Section 313 Chemical
S.R.Std.=Supplier Recommended Standard

H=Hazardous Air Pollutant, M=Marine Pollutant
P=Pollutant, S=Severe Pollutant
Carcinogenicity Listed By:
N=NTP, I=IARC, O=OSHA, y=yes, n=no

Rosco Laboratories Inc.
52 Harbor View Avenue
Stamford, CT, USA, 06902
Phone: (203) 708 8900

DEEP COLORS

MSDS Preparation Date: January 3, 2007

MATERIAL SAFETY DATA SHEET

SECTION 1 - PRODUCT AND COMPANY IDENTIFICATION

Product Name : **DEEP COLORS**

Deep Colors-Casein-White (No. 5551)
Deep Colors-Casein-Black (No. 5552)
Deep Colors Yellow Ochre (No. 5553)
Deep Colors Burnt Umber (No. 5554)
Deep Colors Raw Siena (No. 5555)
Deep Colors Burnt Sienna (No. 5556)
Deep Colors Raw Umber (No. 5557)
Deep Colors Van Dyke Brown (No. 5558)
Deep Colors Ultra Blue (No. 5559)
Deep Colors Red (No. 5560)
Deep Colors Dark Red (No. 5561)
Deep Colors Bright Red (No. 5562)
Deep Colors Orange (No. 5563)
Deep Colors Emerald (No. 5564)
Deep Colors Chrome Oxide Green (No. 5565)
Deep Colors Lemon Yellow (No. 5566)
Deep Colors Golden Yellow (No. 5567)
Deep Colors Purple (No. 5568)
Deep Colors Magenta (No. 5569)
Deep Colors Turquoise (No. 5570)
Deep Colors Dark Green (No. 5571)
Deep Colors Cerulean Blue (No. 5572)
Deep Colors Navy Blue (No. 5573)

Product Use : Paint

Chemical Family : Mixture.

Supplier's name and address:

Rosco Laboratories Inc.

52 Harbor View Avenue
Stamford, CT, United States
06902

24 Hr. Emergency Tel # : (800) 424-9300

HMIS Rating : *- Chronic hazard 0 - Minimal 1 - Slight 2 - Moderate 3 - Serious 4 - Severe

Health: * 1 *Flammability:* 1 *Reactivity:* 0

WHMIS Classes:



TOXIC

SECTION 2 - COMPOSITION/INFORMATION ON INGREDIENTS

Ingredients	CAS #	% (weight)	ACGIH TLV TWA	ACGIH TLV STEL	OSHA PEL PEL	OSHA PEL STEL
Deep Colors Burnt Umber						
Manganese dioxide	1313-13-9	1.0 - 5.0	N/Av	N/Av	N/Av	N/Av
Silica, crystalline-quartz	14808-60-7	0.1 - 1.0	0.025 mg/m3	N/Av	(10)/(%SiO2 + 2) mg/m3	N/Av
Silica, crystalline-cristobalite	14464-46-1	3.0 - 7.0	0.025 mg/m3	N/Av	N/Av	N/Av
Deep Colors Chromium Oxide Green						
Chromium oxide	1308-38-9	3.0 - 7.0	N/Av	N/Av	N/Av	N/Av
Cristobalite	14464-46-1	3.0 - 7.0	0.025 mg/m3	N/Av	N/Av	N/Av
Deep Colors Dark Green, Deep Colors Navy Blue						
Cristobalite	14464-46-1	3.0 - 7.0	0.025 mg/m3	N/Av	N/Av	N/Av
Carbon black	1333-86-4	0.1 - 1.0	3.5 mg/m3	N/Av	3.5 mg/m3	N/Av
Deep Colors Orange, Deep Colors Lemon Yellow						
Cristobalite	14464-46-1	3.0 - 7.0	0.025 mg/m3	N/Av	N/Av	N/Av
2-Butoxyethanol (Glycol Ether)	111-76-2	0.1 - 1.0	20 ppm	N/Av	50 ppm (240 mg/m3) (skin)	N/Av
Deep Colors Raw Umber, Deep Colors Emerald, Deep Colors Magenta						
Cristobalite	14464-46-1	3.0 - 7.0	0.025 mg/m3	N/Av	N/Av	N/Av
Silica, crystalline-quartz	14808-60-7	0.1 - 1.0	0.025 mg/m3	N/Av	(10)/(%SiO2 + 2) mg/m3	N/Av
Deep Colors Van Dyke Brown						
Cristobalite	14464-46-1	3.0 - 7.0	0.025 mg/m3	N/Av	N/Av	N/Av
Carbon black	1333-86-4	0.1 - 1.0	3.5 mg/m3	N/Av	3.5 mg/m3	N/Av
Silica, crystalline-quartz	14808-60-7	0.1 - 1.0	0.025 mg/m3	N/Av	(10)/(%SiO2 + 2) mg/m3	N/Av
Deep Colors-Casein-Black, Deep Colors Yellow Ochre, Deep Colors Ultra Blue, Deep Colors Turquoise, Deep Colors Cerulean Blue						
Cristobalite	14464-46-1	1.0 - 5.0	0.025 mg/m3	N/Av	N/Av	N/Av
Deep Colors-Casein-White (Cristobalite), Deep Colors Burnt Sienna, Deep Colors Red, Deep Colors Dark Red, Deep Colors Bright Red, Deep Colors Golden Yellow, Deep Colors Purple						
Cristobalite	14464-46-1	3.0 - 7.0	0.025 mg/m3	N/Av	N/Av	N/Av
Deep Colors-Casein-White (Quartz)						
Silica, crystalline-quartz	14808-60-7	0.1 - 1.0	0.025 mg/m3	N/Av	(10)/(%SiO2 + 2) mg/m3	N/Av

SECTION 3 - HAZARDS IDENTIFICATION

EMERGENCY OVERVIEW

Liquid. Color as per product name. No.5554:Contains a strong oxidizer. May cause skin and eye irritation. Contains material which can cause cancer.

POTENTIAL HEALTH EFFECTS

Target organs : None reported by the manufacturer.

Routes of exposure : *Inhalation:* YES *Skin Absorption:* YES *Skin & Eyes:* YES *Ingestion:* YES

Potential acute health effects :

Eyes: Causes eye irritation. May cause conjunctivitis, irritation, and inflammation of mucous membranes. May cause burning sensation, redness and tearing (watering). Prolonged contact may cause corrosive burns and eye damage.

Skin: Irritating to skin. Possible irritation, defatting or dermatitis (rash). Components of the product may be absorbed into the body through the skin. May cause central nervous system depression.

Inhalation: Can cause irritation of the respiratory tract. Prolonged exposure to vapors may be harmful to health. If higher concentrations are inhaled, additional symptoms may include coughing, shortness of breath, headache, nausea, vomiting, dizziness, drowsiness and other central nervous system effects. May cause mucous membrane irritation. Other adverse effects: Asphyxia. Severe lung irritation or lung damage, loss of appetite. Sanding and grinding dusts may be harmful if inhaled. Contains particles which may cause lung damage if inhaled in large quantities.

Ingestion: Lung aspiration hazard. This product may be aspirated (inhaled) into the lungs during ingestion. May cause lung inflammation. May cause mucous membrane irritation. Ingestion may cause symptoms similar to inhalation. May cause gastrointestinal irritation. Gastrointestinal irritation may include abdominal pain, nausea, diarrhea and vomiting. Other adverse effects: intoxication.

Potential chronic health effects

: Prolonged skin contact may defat the skin and produce dermatitis. Harmful by skin absorption. May cause central nervous system depression. Prolonged inhalation of vapors may cause lung damage, including chronic bronchitis. Contains crystalline silica; prolonged exposure by inhalation of particles can cause serious lung damage, including silicosis.

Medical conditions aggravated by overexposure

: None expected, when used as intended.

Additional health hazards : Exposure to respirable silica is not possible under normal conditions of use. Crystalline Silica has been classified as a carcinogen in dry powder form only.

Potential environmental effects

: None reported by the manufacturer.

SECTION 4 - FIRST AID MEASURES

Inhalation : If breathed in, move person into fresh air. If breathing has stopped, give artificial respiration. If breathing is difficult, give oxygen by qualified medical personnel only. Seek immediate medical attention/advice.

Skin contact : Flush with plenty of water. Wash off with soap and plenty of water. Remove and wash contaminated clothing before re-use. If irritation persists, seek prompt medical attention.

Eye contact : Rinse immediately with plenty of water, also under the eyelids, for at least 15 minutes. If irritation persists, seek prompt medical attention.

Ingestion : Call a physician or Poison Control Centre immediately. Do NOT induce vomiting. Guard against aspiration into lungs by having the individual turn on their left side.

Notes For Physician : Treat symptomatically.

SECTION 5 - FIRE FIGHTING MEASURES

Fire hazards/conditions of flammability

: Not flammable under normal conditions of handling. This product will not burn, due to its water content.

Flammability classification (OSHA 29 CFR 1910.1200)

: OSHA Combustible Liquid IIIB.

Flash point : Not available.

Flash point Method : Not applicable.

Auto-ignition temperature : Not available.

Lower flammable limit (% by vol.)

: Not applicable.

Upper flammable limit (% by vol.)

: Not applicable.

Suitable extinguishing media

: Dry chemical, foam, carbon dioxide and water fog.

Explosion data: Sensitivity to mechanical impact / static discharge

: Not expected to be sensitive to mechanical impact or static discharge.

Special fire-fighting procedures/equipment
: Firefighters should wear an approved full-face, self-contained breathing apparatus (SCBA) and impervious clothing. Water may be ineffective on fire, but may be helpful in cooling unburned containers. Do not use a solid water stream as it may scatter and spread fire. If water is used, fog nozzles are preferable.

Hazardous combustion products
: Oxides of carbon, nitrogen, and sulphur. Oxygen. Acrid fumes, toxic gases.

Oxidizing properties : Contains a strong oxidizer. Contact with combustible material may cause fire.

SECTION 6 - ACCIDENTAL RELEASE MEASURES

Personal precautions : All persons dealing with clean-up should wear the appropriate protective equipment including self-contained breathing apparatus. Avoid breathing vapors. Wear resistant clothing and boots.

Environmental precautions : Prevent product from entering drains, sewers, waterways and soil.

Spill response/cleanup : Eliminate all ignition sources if safe to do so. Ventilate area of release. Use only non-sparking tools and equipment in the clean-up process. Contain and absorb spilled liquid with non-combustible, inert absorbent material (e.g. sand), then place absorbent material into a container for later disposal (see Section 13).

Containment : Should not be released into the environment. Recover free liquid or cover with inert absorbent material and place into appropriate container for disposal.

SECTION 7 - HANDLING AND STORAGE

Safe Handling procedures : Use with adequate ventilation. Avoid breathing vapor or mist. Avoid contact with skin and eyes. Wash hands thoroughly after using this product, and before eating, drinking or smoking. Avoid breathing of dust created by cutting, sanding, or grinding. Sanding and grinding dusts may be harmful if inhaled. Do not re-use empty containers. Do not puncture container. Keep in properly labeled containers. Wear suitable protective equipment. Do not ingest.

Storage requirements : Store in a cool, dry, well-ventilated area. Keep away from excessive heat, open flames, sparks and other possible sources of ignition. Do not freeze. Keep container tightly closed when not in use. Store in upright position only. Keep out of the reach of children. Empty product containers may contain hazardous product residue.

Incompatible materials : Oxidizing agents. Acids and bases. Aluminum. Ammonium salts. Other: magnesium, chlorinated rubber.

Special packaging materials
: Liquid-proof glass, plastic or non-corrodible metal containers are recommended.

SECTION 8 - EXPOSURE CONTROLS AND PERSONAL PROTECTION

Ventilation and engineering measures
: Use general or local exhaust ventilation to maintain air concentrations below recommended exposure limits. Use explosion-proof equipment. Discharge exhaust only in area away from ignition sources.

Respiratory protection : Use NIOSH/MSHA approved full face respirator with an organic vapor cartridge if the recommended exposure limit is exceeded. In order to avoid inhalation of spray-mist and sanding dust, all spraying and sanding must be done wearing adequate respirator. Respirators should be selected based on the form and concentration of contaminants in air, and in accordance with OSHA (29 CFR 1910.134) or CSA Z94.4-02.

Skin protection : Wear impervious gloves, such as neoprene or nitrile rubber.

Eye / face protection : Safety glasses with side-shields or chemical splash goggles.

Other protective equipment
: Emergency showers and eyewash facilities should be nearby. Depending on conditions of use, safety shoes and additional protective clothing may also be necessary.

General hygiene considerations
: Wash hands thoroughly after using this product, and before eating, drinking or smoking. Wash hands before breaks and at the end of workday.

SECTION 9 - PHYSICAL AND CHEMICAL PROPERTIES

Physical state : Liquid.

Appearance : Color as per product name

Odor : Not available.

Odor threshold : 2-butoxyethanol: 0.1 ppm (detectable) ; 0.35 ppm (recognizable) (No. 5563, 5566)

pH : Not available.

Boiling point : 100 °C

Specific gravity : 1.0-1.5

Melting/Freezing point : Not available.

Coefficient of water/oil distribution : Not available.

Vapor pressure (mmHg @ 20° C / 68° F) : 1.4 (No. 5551)
1.0 (No. 5552)
0.6 - 1.4 (No. 5554, 5559, 5557, 5564, 5558, 5561, 5562, 5570, 5572, 5571, 5573, 5565)
0.06 - 1.4 (No. 5560)
0.6-33 (No. 5563, 5566, 5567)
2.0 (No. 5568)
1.0 @ 35°C (No. 5553)
Not available. (No. 5553, 5556, 5569)

Solubility in water : soluble

Vapor density (Air = 1) : Heavier than air.

Evaporation rate (n-Butyl acetate = 1) : Slower than n-butyl acetate

Volatile organic Compounds (VOC's) (lbs/gal;g/l) : 0.24 / 28.00 (No. 5551, 5552, 5564, 5573)
0.41 / 50.00 (No. 5560, 5570, 5572, 5565)
0.25 / 30.51 (No. 5559, 5557)
0.30 / 36.84 (No. 5553)
0.28 / 34.22 (No. 5555)
0.33 / 40.09 (No. 5556)
0.19 / 23.56 (No. 5569)
0.36 / 43.81 (No. 5558)
0.46 / 55.63 (No. 5563)
0.49 / 59.44 (No. 5566)
0.39 / 47.32 (No. 5561)
0.18 / 22.78 (No. 5562)
0.62 / 74.86 (No. 5567)
0.42 / 50.67 (No. 5568)
0.73 / 87.93 (No. 5571)
0.22 / 26.78 (No.5554)

Volatiles (% by weight) : 46.69
No. 5554: 55.29

Viscosity : Not available.

Special Remarks On Fire Hazards : Not flammable under normal conditions of use. This product will not burn, due to its water content. May spatter if the temperature exceeds the boiling point. Vapors may irritate eyes. May irritate skin.

SECTION 10 - REACTIVITY AND STABILITY DATA

Stability and reactivity : Stable under normal conditions.

Hazardous polymerization : Will not occur.

Conditions to avoid : High temperatures. Keep away from excessive heat, open flames, sparks and other possible sources of ignition. Oxidizing agents. Do not freeze.

Materials To Avoid And Incompatibility

: See Section 7 (Handling and Storage) section for further details.

Hazardous decomposition products

: See hazardous combustion products.

SECTION 11 - TOXICOLOGICAL INFORMATION

Ingredients	LC_{50}(4hr) inh, rat	LD_{50} oral	LD_{50} dermal
Deep Colors Burnt Umber			
Manganese dioxide	N/Av	3478 mg/kg (rat)	N/Av
Silica, crystalline-quartz	N/Av	N/Av	N/Av
Silica, crystalline-cristobalite	N/Av	N/Av	N/Av
Deep Colors Chromium Oxide Green			
Chromium oxide	N/Av	N/Av	N/Av
Cristobalite	N/Av	N/Av	N/Av
Deep Colors Dark Green, Deep Colors Navy Blue			
Cristobalite	N/Av	N/Av	N/Av
Carbon black	6750 mg/m3/4H (rat)	>15,400 mg/kg (rat)	>3000 mg/kg (rabbit)
Deep Colors Orange, Deep Colors Lemon Yellow			
Cristobalite	N/Av	N/Av	N/Av
2-Butoxyethanol (Glycol Ether)	450 ppm/4H (rat)	470 mg/kg (rat); 320 mg/kg (rabbit)	400 mg/kg (rabbit)
Deep Colors Raw Umber, Deep Colors Emerald, Deep Colors Magenta			
Cristobalite	N/Av	N/Av	N/Av
Silica, crystalline-quartz	N/Av	N/Av	N/Av
Deep Colors Van Dyke Brown			
Cristobalite	N/Av	N/Av	N/Av
Carbon black	6750 mg/m3/4H (rat)	>15,400 mg/kg (rat)	>3000 mg/kg (rabbit)
Silica, crystalline-quartz	N/Av	N/Av	N/Av
Deep Colors-Casein-Black, Deep Colors Yellow Ochre, Deep Colors Ultra Blue, Deep Colors Turquoise, Deep Colors Cerulean Blue			
Cristobalite	N/Av	N/Av	N/Av
Deep Colors-Casein-White (Cristobalite), Deep Colors Burnt Sienna, Deep Colors Red, Deep Colors Dark Red, Deep Colors Bright Red, Deep Colors Golden Yellow, Deep Colors Purple			
Cristobalite	N/Av	N/Av	N/Av
Deep Colors-Casein-White (Quartz)			
Silica, crystalline-quartz	N/Av	N/Av	N/Av

Toxicological data : Low order of toxicity for normal industrial handling.

Carcinogenic status : Contains Crystalline silica. Crystalline silica is classified as carcinogenic by IARC (Group 1), the ACGIH (Category A2) and the NTP (Group 1 - Known human carcinogen). Contains crystalline silica; prolonged exposure by inhalation of particles can cause serious lung damage, including silicosis. Crystalline Silica has been classified as a carcinogen in dry powder form only. Exposure to respirable silica is not possible under normal conditions of use.
No. 5556, 5571, 5573: This product contains Carbon black, an IARC Group 2B carcinogen.
No. 5563, 5566:Contains 2-Butoxyethanol. 2-Butoxyethanol is classified as a confirmed animal carcinogen by ACGIH (Group A3).

Reproductive effects : Not expected to have other reproductive effects.
Teratogenicity : Not expected to be a teratogen.
Mutagenicity : Not expected to be mutagenic in humans.
Reproductive Effects : Not expected to have other reproductive effects.
Irritancy : Eyes, skin, respiratory system and digestive system.
Sensitization to material : Not expected to be a sensitizer.
Synergistic materials : None reported by the manufacturer.

SECTION 12 - ECOLOGICAL INFORMATION

Environmental effects : None known or reported by the manufacturer.
Important environmental characteristics
: None known or reported by the manufacturer.
Ecotoxicological : No data is available on the product itself.

SECTION 13 - DISPOSAL CONSIDERATIONS

Handling for Disposal : **See Section 7 (Handling and Storage) section for further details.**
Methods of Disposal : Dispose in accordance with all applicable federal, state, provincial and local regulations. Contact your local, state, provincial or federal environmental agency for specific rules. Do not puncture or incinerate. Contact waste disposal services.

SECTION 14 - TRANSPORTATION INFORMATION

Regulatory Information	UN Number	Shipping Name	Class	Packing Group	Label
ICAO/IATA	None	Not regulated.	Not regulated	-None-	
ICAO/IATA Additional information	None.				
TDG	None	Not regulated.	Not regulated	-None-	
TDG Additional information	None.				
49CFR/DOT	None	Not regulated.	Not regulated	-None-	
49CFR/DOT Additional information	None.				
IMDG	None	Not regulated.	Not regulated	-None-	

MSDS Preparation Date: January 3, 2007

IMDG Additional Information	None.

SECTION 15 - REGULATORY INFORMATION

US Federal Information:

All ingredients are listed on the TSCA Inventory, or are exempted materials.
SARA Section 313: This material is not subject to SARA notification requirements, since it does not contain any Toxic Chemical Constituents above de minimus concentrations.

US State Right to Know Laws:

California Proposition 65: This product contains a chemical known to the State of California to cause cancer and/or reproductive harm. This product contains: Crystalline, silica. Carbon black is listed when found in unbound, airborne particles of respirable size.

Canadian Regulations:

Canadian Environmental Protection Act (CEPA): All ingredients are listed on the DSL, or are exempted materials.
Canadian WHMIS Classification: D2A, D2B.
This product has been classified according to the hazard criteria of the CPR and the MSDS contains all of the information required by the CPR.

SECTION 16 - OTHER INFORMATION

Legend : ACGIH: American Conference of Governmental Industrial Hygienists
IARC: International Agency for Research on Cancer
N/Ap: not applicable
N/Av: not available
NIOSH: National Institute of Occupational Safety and Health
NTP: National Toxicology Program
OSHA: Occupational Safety and Health Administration

References : Information obtained from sources including original supplier's Material Safety Data Sheet, and references including RTECS and CCOHS Cheminfo.

Prepared for:
Rosco Laboratories Inc.
52 Harbor View Avenue
Stamford, CT, USA, 06902
Phone: (203) 708 8900
http://http://www.rosco.com/

Prepared by:
ICC The Compliance Center Inc.
Canada: 1-888-977-4834
USA: 1-888-442-9628
http://www.thecompliancecenter.com

DISCLAIMER OF LIABILITY

Every effort has been made to ensure that the safety information on this sheet is accurate, but because Rosco Laboratories, Inc. has no control over the conditions under which the product will be used, liability is limited exclusively to replacement or refund of the purchase price of this product. Except as stated herein, there are no express or implied warranties, including implied warranties of merchantability or fitness for a particular purpose. Rosco Laboratories, Inc. assumes no liability for injury or incidental or consequential damages arising out of storage, handling or use of this product.

Preparation Date: January 3, 2007

END OF DOCUMENT

Rosco Laboratories Inc.
52 Harbor View Avenue
Stamford, CT, USA, 06902
Phone: (203) 708 8900

MSDS Preparation Date: January 3, 2007

MATERIAL SAFETY DATA SHEET

SECTION 1 - PRODUCT AND COMPANY IDENTIFICATION

Product Name:

OFF BROADWAY

Off Broadway - White (No.5350)
Off Broadway - White White (No. 5351)
Off Broadway - Black (No. 5352)
Off Broadway - Yellow Ochre (No. 5353)
Off Broadway - Burnt Umber (No. 5354)
Off Broadway - Raw Sienna (No. 5355)
Off Broadway - Burnt Sienna (No. 5356)
Off Broadway - Raw Umber (No. 5357)
Off Broadway - Earth Umber (No. 5358)
Off Broadway - Ultra Blue (No. 5359)
Off Broadway - Fire Red (No. 5360)
Off Broadway - Deep Red (No. 5361)
Off Broadway - Emerald Green (No. 5364)
Off Broadway - Lemon Yellow (No. 5366)
Off Broadway - Purple (No. 5368)
Off Broadway - Magenta (No. 5369)
Off Broadway - Pthalo Green (No. 5371)
Off Broadway - Sky Blue (No. 5372)
Off Broadway - Pthalo Blue (No. 5373)

Product Use: Paint

Chemical Family: Mixture

Supplier's name and address:

Rosco Laboratories Inc.
52 Harbor View Avenue
Stamford, CT, United States
06902

24 Hr. Emergency Tel #: [redacted]

HMIS Rating: *- Chronic hazard 0 - Minimal 1 - Slight 2 - Moderate 3 - Serious 4 - Severe

Health: * 1 *Flammability:* 1 *Reactivity:* 0

WHMIS Classes:



TOXIC

SECTION 2 - COMPOSITION/INFORMATION ON INGREDIENTS

Rosco Laboratories Inc.
52 Harbor View Avenue
Stamford, CT, USA, 06902
Phone: (203) 708 8900

MSDS Preparation Date: January 3, 2007

Ingredients	CAS #	% (weight)	ACGIH TLV TWA	ACGIH TLV STEL	OSHA PEL PEL	OSHA PEL STEL
Off Broadway - Burnt Umber **Off Broadway - Earth Umber**						
Manganese dioxide	1313-13-9	1.0 - 5.0	N/Av	N/Av	N/Av	N/Av
Silica, crystalline-quartz	14808-60-7	0.1 - 1.0	0.025 mg/m3	N/Av	(10)/(%SiO2 + 2) mg/m3	N/Av
Carbon black	1333-86-4	0.1 - 1.0	3.5 mg/m3	N/Av	3.5 mg/m3	N/Av
Off Broadway - Chrome Oxide						
Silica, crystalline-cristobalite	14464-46-1	3.0 - 7.0	0.025 mg/m3	N/Av	N/Av	N/Av
Off Broadway - Ultra Blue **Off Broadway - Fire Red** **Off Broadway - Deep Red** **Off Broadway - Emerald Green** **Off Broadway - Purple** **Off Broadway - Magenta** **Off Broadway - Pthalo Blue** **Off Broadway - Raw Sienna**						
Silica, crystalline-cristobalite	14464-46-1	3.0 - 7.0	0.025 mg/m3	N/Av	N/Av	N/Av
Off Broadway - White **Off Broadway - White White** **Off Broadway - Black** **Off Broadway - Yellow Ochre** **Off Broadway - Burnt Sienna** **Off Broadway - Raw Umber** **Off Broadway - Lemon Yellow** **Off Broadway - Pthalo Green** **Off Broadway - Sky Blue**						
Silica, crystalline-quartz	14808-60-7	0.1 - 1.0	0.025 mg/m3	N/Av	(10)/(%SiO2 + 2) mg/m3	N/Av

SECTION 3 - HAZARDS IDENTIFICATION

EMERGENCY OVERVIEW

Liquid Color as per product name. Causes skin and eye irritation. Contains material which can cause cancer.

POTENTIAL HEALTH EFFECTS

Target organs: Eyes, skin, respiratory system.

Routes of exposure: *Inhalation:* YES *Skin Absorption:* YES *Skin & Eyes:* YES *Ingestion:* YES

Potential acute health effects:

Eyes: Causes eye irritation. May cause conjunctivitis, irritation, and inflammation of mucous membranes. May cause burning sensation, redness and tearing (watering). Possible severe irritation.

Skin: Irritating to skin. Possible irritation, defatting or dermatitis (rash). Components of the product may be absorbed into the body through the skin. May cause central nervous system depression.

Inhalation: Can cause irritation of the respiratory tract. Prolonged exposure to vapours may be harmful to health. If higher concentrations are inhaled, additional symptoms may include coughing, shortness of breath, headache, nausea, vomiting, dizziness, drowsiness and other central nervous system effects. May cause mucous membrane irritation. Other adverse effects: Asphyxia. Severe lung irritation or lung damage, loss of appetite. Sanding and grinding dusts may be harmful if inhaled. Contains particles which may cause lung damage if inhaled in large quantities. No. 5350: Pneumoconiosis, or "dusty lung" disease, may result from chronic exposure to any dust.

Ingestion: Lung aspiration hazard. This product may be aspirated (inhaled) into the lungs during ingestion. May cause lung inflammation. May cause mucous membrane irritation. Ingestion may cause symptoms similar to inhalation. May cause gastrointestinal irritation. Gastrointestinal irritation may include abdominal pain, nausea, diarrhea and vomiting. Other adverse effects: intoxication. No. 5350: Will irritate mouth and throat.

MSDS Preparation Date: January 3, 2007

Potential chronic health effects:

Prolonged skin contact may defat the skin and produce dermatitis. Harmful by skin absorption. May cause central nervous system depression. Prolonged inhalation of vapors may cause lung damage, including chronic bronchitis. Contains crystalline silica; prolonged exposure by inhalation of particles can cause serious lung damage, including silicosis.

Medical conditions aggravated by overexposure:

None expected, when used as intended.

Additional health hazards: Exposure to respirable silica is not possible under normal conditions of use. Crystalline Silica has been classified as a carcinogen in dry powder form only.

Potential environmental effects:

None reported by the manufacturer.

SECTION 4 - FIRST AID MEASURES

Inhalation: If breathed in, move person into fresh air. If breathing has stopped, give artificial respiration. If breathing is difficult, give oxygen by qualified medical personnel only. Seek immediate medical attention/advice.

Skin contact: Flush with plenty of water. Wash off with soap and plenty of water. Remove and wash contaminated clothing before re-use. If irritation persists, seek prompt medical attention.

Eye contact: Rinse immediately with plenty of water, also under the eyelids, for at least 15 minutes. If irritation persists, seek prompt medical attention.

Ingestion: Call a physician or Poison Control Centre immediately. Do NOT induce vomiting. Guard against aspiration into lungs by having the individual turn on their left side.

Notes For Physician: Treat symptomatically.

SECTION 5 - FIRE FIGHTING MEASURES

Fire hazards/conditions of flammability:

Not flammable under normal conditions of handling. Toxic fumes may be released during a fire.

Flammability classification (OSHA 29 CFR 1910.1200):

OSHA Combustible Liquid IIIB

Flash point: Not available.

Flash point Method: Not applicable. **Auto-ignition temperature:** Not available

Lower flammable limit (% by vol.): Not applicable. **Upper flammable limit (% by vol.):** Not applicable.

Suitable extinguishing media:

Dry chemical, foam, carbon dioxide and water fog

Explosion data: Sensitivity to mechanical impact / static discharge:

Not expected to be sensitive to mechanical impact or static discharge

Special fire-fighting procedures/equipment:

Firefighters should wear an approved full-face, self-contained breathing apparatus (SCBA) and impervious clothing. Water may be ineffective on fire, but may be helpful in cooling unburned containers. Do not use a solid water stream as it may scatter and spread fire. If water is used, fog nozzles are preferable.

Hazardous combustion products:

Oxides of carbon, nitrogen, and sulfur. Oxygen. Acrid fumes, toxic gases.

Oxidizing properties: None expected

SECTION 6 - ACCIDENTAL RELEASE MEASURES

Personal precautions: All persons dealing with clean-up should wear the appropriate protective equipment including self-contained breathing apparatus. Avoid breathing vapors. Wear resistant clothing and boots.

Environmental precautions: Prevent product from entering drains, sewers, waterways and soil.

MSDS Preparation Date: January 3, 2007

Spill response/cleanup: Eliminate all ignition sources if safe to do so. Ventilate area of release. Use only non-sparking tools and equipment in the clean-up process. Contain and absorb spilled liquid with non-combustible, inert absorbent material (e.g. sand), then place absorbent material into a container for later disposal (see Section 13).

Containment: Should not be released into the environment. Recover free liquid or cover with inert absorbent material and place into appropriate container for disposal.

SECTION 7 - HANDLING AND STORAGE

Safe Handling procedures: Use with adequate ventilation. Avoid breathing vapour or mist. Avoid contact with skin and eyes. Wash hands thoroughly after using this product, and before eating, drinking or smoking. Avoid breathing of dust created by cutting, sanding, or grinding. Sanding and grinding dusts may be harmful if inhaled. Do not re-use empty containers. Do not puncture container. Keep in properly labeled containers. Wear suitable protective equipment. Do not ingest.

Storage requirements: Store in a cool, dry, well-ventilated area. Keep away from excessive heat, open flames, sparks and other possible sources of ignition. Do not freeze. Keep container tightly closed when not in use. Store in upright position only. Keep out of the reach of children. Empty product containers may contain hazardous product residue. Keep away from oxidizing materials.

Incompatible materials: Oxidizing agents. Acids and bases. Aluminum. Ammonium salts. Other: magnesium, chlorinated rubber. Strong acids, bases and oxidizing or reducing agents. No. 5350: Hydrofluoric acid

Special packaging materials:

Liquid-proof glass, plastic or non-corrodable metal containers are recommended.

SECTION 8 - EXPOSURE CONTROLS AND PERSONAL PROTECTION

Ventilation and engineering measures:

Use general or local exhaust ventilation to maintain air concentrations below recommended exposure limits. Use explosion-proof equipment. Discharge exhaust only in area away from ignition sources.

Respiratory protection: Use NIOSH/MSHA approved full-face respirator with an organic vapour cartridge if the recommended exposure limit is exceeded. In order to avoid inhalation of spray-mist and sanding dust, all spraying and sanding must be done wearing adequate respirator. Respirators should be selected based on the form and concentration of contaminants in air, and in accordance with OSHA (29 CFR 1910.134) or CSA Z94.4-02.

Skin protection: Gloves impervious to the material are recommended

Eye / face protection: Safety glasses with side-shields or chemical splash goggles.

Other protective equipment:

Emergency showers and eyewash facilities should be nearby. Depending on conditions of use, safety shoes and additional protective clothing may also be necessary.

General hygiene considerations:

Wash hands thoroughly after using this product, and before eating, drinking or smoking. Wash hands before breaks and at the end of workday.

SECTION 9 - PHYSICAL AND CHEMICAL PROPERTIES

Physical state	: Liquid.	**Appearance**	: Colour as per product name
Odour	: Not available	**Odour threshold**	: Not available
pH	: Not available.		
Boiling point	: 100 °C	**Specific gravity**	: 1.2 - 1.5
Melting/Freezing point	: Not available.	**Coefficient of water/oil distribution**	: Not available
Vapour pressure (mmHg @ 20° C / 68° F)		**Solubility in water**	: Soluble

: 1.0 (No. 5350-5352, 5359)
83 -760 (No. 5353, 5372, 5354, 5358)
0.6 - 760.0 (No. 5356, 5360, 5371)
0.06 - 760 (No. 5366)
760 (No. 5361, 5364, 5368, 5369, 5373, 5355, 5357, 5361)

Vapour density (Air = 1) : Heavier than air.

Evaporation rate (n-Butyl acetate = 1)
: Slower than n-butyl acetate

Volatile organic Compounds (VOC's) (lbs/gal;g/l)
: 0.79 / 94.70 (No. 5350)
0.83/100.11 (No.5351)
0.79 / 95.4 (No.5352)
0.79 / 95.6 (No. 5353)
1.00/121.04 (No. 5356)
0.85 / 102.4 (No. 5357)
0.81 / 97.88 (No. 5366)
0.86/103.70 (No. 5371)
0.94/113.88 (No. 5372)
0.97/117.29 (No. 5359)
1.02/123.38 (No. 5360)
1.05/126.06 (No. 5361)
1.08/130.78 (No. 5364)
1.06/127.69 (No. 5368)
1.04/125.28 (No. 5369)
1.08/130.03 (No. 5373)
1.13/136.05 (No. 5355)
1.23/147.9 (No. 5354, 5358)

Volatiles (% by weight)
: 50.14 (No. 5350-5352, 5356, 5359)
44.67 (No. 5353)
45.95 (No. 5357)
46.7 (No. 5366)
49.39 (No. 5371)
47.01 (No. 5372)
59.95 (No. 5360)
60.08 (No. 5361)
59.34 (No. 5364)
61.6 (No. 5368)
61.04 (No. 5369)
59.82 (No. 5373)
56.51 (No. 5355)
62.16 (No. 5354, 5358)

Viscosity : Not available.

Special Remarks On Fire Hazards
: Not flammable under normal conditions of use. This product will not burn, due to its water content. May spatter if the temperature exceeds the boiling point. Vapors may irritate eyes. May irritate skin.

SECTION 10 - REACTIVITY AND STABILITY DATA

Stability and reactivity : Stable under normal conditions.
Hazardous polymerization : Will not occur.
Conditions to avoid : High temperatures. Keep away from excessive heat, open flames, sparks and other possible sources of ignition. Oxidizing agents. Do not freeze.
Materials To Avoid And Incompatibility
: See Section 7 (Handling and Storage) section for further details.
Hazardous decomposition products
: See hazardous combustion products.

SECTION 11 - TOXICOLOGICAL INFORMATION

Rosco Laboratories Inc.
52 Harbor View Avenue
Stamford, CT, USA, 06902
Phone: (203) 708 8900

OFF BROADWAY
MSDS No :5300 Series
MSDS Preparation Date: January 3, 2007

Ingredients	LC_{50}(4hr) inh. rat	LD_{50} oral	LD_{50} dermal
Off Broadway - Burnt Umber			
Off Broadway - Earth Umber			
Manganese dioxide	N/Av	3478 mg/kg (rat)	N/Av
Silica, crystalline-quartz	N/Av	N/Av	N/Av
Carbon black	6750 mg/m3/4H (rat)	>15,400 mg/kg (rat)	>3000 mg/kg (rabbit)
Off Broadway - Chrome Oxide			
Silica, crystalline-cristobalite	N/Av	N/Av	N/Av
Off Broadway - Ultra Blue			
Off Broadway - Fire Red			
Off Broadway - Deep Red			
Off Broadway - Emerald Green			
Off Broadway - Purple			
Off Broadway - Magenta			
Off Broadway - Pthalo Blue			
Off Broadway - Raw Sienna			
Silica, crystalline-cristobalite	N/Av	N/Av	N/Av
Off Broadway - White			
Off Broadway - White White			
Off Broadway - Black			
Off Broadway - Yellow Ochre			
Off Broadway - Burnt Sienna			
Off Broadway - Raw Umber			
Off Broadway - Lemon Yellow			
Off Broadway - Pthalo Green			
Off Broadway - Sky Blue			
Silica, crystalline-quartz	N/Av	N/Av	N/Av

Toxicological data : Low order of toxicity for normal industrial handling.
Carcinogenic status : Contains Crystalline silica. Crystalline silica is classified as carcinogenic by IARC (Group 1), the ACGIH (Category A2) and the NTP (Group 1 - Known human carcinogen). Contains crystalline silica; prolonged exposure by inhalation of particles can cause serious lung damage, including silicosis. Crystalline Silica has been classified as a carcinogen in dry powder form only. Exposure to respirable silica is not possible under normal conditions of use.
No. 5354, 5358:This product contains Carbon black, an IARC Group 2B carcinogen.
Reproductive effects : Not expected to have other reproductive effects.
Teratogenicity : Not expected to be a teratogen.
Mutagenicity : Contains Carbon black. Carbon black is suspected of causing mutations in non-reproductive cells, based on animal data.
Reproductive Effects : Not expected to have other reproductive effects.
Irritancy : Eyes, skin, respiratory system and digestive system.
Sensitization to material : Not expected to be a sensitizer.
Synergistic materials : None reported by the manufacturer.

SECTION 12 - ECOLOGICAL INFORMATION

Environmental effects : None known or reported by the manufacturer.
Important environmental characteristics
: None known or reported by the manufacturer.
Ecotoxicological : No data is available on the product itself.

SECTION 13 - DISPOSAL CONSIDERATIONS

Handling for Disposal : See Section 7 (Handling and Storage) section for further details.

Methods of Disposal : Dispose in accordance with all applicable federal, state, provincial and local regulations. Contact your local, state, provincial or federal environmental agency for specific rules. Do not puncture or incinerate. Contact waste disposal services.

SECTION 14 - TRANSPORTATION INFORMATION

Regulatory Information	UN Number	Shipping Name	Class	Packing Group	Label
TDG	None	Not regulated.	Not regulated	-None-	
TDG Additional Information	None.				
49CFR/DOT	None	Not regulated.	Not regulated	-None-	
49CFR/DOT Additional Information	None.				
ICAO/IATA	None	Not regulated.	Not regulated	-None-	
ICAO/IATA Additional Information	None.				
IMDG	None	Not regulated.	Not regulated	-None-	
IMDG Additional Information	None.				

SECTION 15 - REGULATORY INFORMATION

US Federal Information:

All ingredients are listed on the TSCA Inventory, or are exempted materials.
SARA Section 313: This material is not subject to SARA notification requirements, since it does not contain any Toxic Chemical Constituents above de minimus concentrations.

US State Right to Know Laws:

California Proposition 65: This product contains a chemical known to the State of California to cause cancer and/or reproductive harm. This product contains: Crystalline silica, carbon black.

Canadian Regulations:

Canadian Environmental Protection Act (CEPA): All ingredients are listed on the DSL, or are exempted materials.
Canadian WHMIS Classification: D2A, D2B.
This product has been classified according to the hazard criteria of the CPR and the MSDS contains all of the information required by the CPR.

SECTION 16 - OTHER INFORMATION

Rosco Laboratories Inc.
52 Harbor View Avenue
Stamford, CT, USA, 06902
Phone: (203) 708 8900

OFF BROADWAY

MSDS No.:5300 Series

MSDS Preparation Date: January 3, 2007

Legend : ACGIH: American Conference of Governmental Industrial Hygienists
IARC: International Agency for Research on Cancer
NAp: not applicable
NAv: not available
NIOSH: National Institute of Occupational Safety and Health
NTP: National Toxicology Program
OSHA: Occupational Safety and Health Administration

References : Information obtained from sources including original supplier's Material Safety Data Sheet, and references including RTECS and CCOHS Cheminfo.

Prepared for:
Rosco Laboratories Inc.
52 Harbor View Avenue
Stamford, CT, USA, 06902
Phone: (203) 708 8900
http://http://www.rosco.com/

Prepared by:
ICC The Compliance Center Inc.
Canada: 1-888-877-4834
USA: 1-888-442-9628
http://www.thecompliancecenter.com

DISCLAIMER OF LIABILITY

Every effort has been made to ensure that the safety information on this sheet is accurate, but because Rosco Laboratories, Inc. has no control over the conditions under which the product will be used, liability is limited exclusively to replacement or refund of the purchase price of this product. Except as stated herein, there are no express or implied warranties, including implied warranties of merchantability or fitness for a particular purpose. Rosco Laboratories, Inc. assumes no liability for injury or incidental or consequential damages arising out of storage, handling or use of this product.

Preparation Date: January 3, 2007

Rosco Laboratories Inc.
52 Harbor View Avenue
Stamford, CT, USA, 06902
Phone: (203) 708 8900

MSDS Preparation Date: January 3, 2007

MATERIAL SAFETY DATA SHEET

SECTION 1 - PRODUCT AND COMPANY IDENTIFICATION

Product Name : **OFF BROADWAY**
Off Broadway - Chrome Oxide (No.5365)
Off Broadway - Bright Gold (No. 5383)
Off Broadway - Gold (No. 5384)
Off Broadway - Antique Gold (No. 5387)

Product Use : Paint

Chemical Family : Mixture

Supplier's name and address:

Rosco Laboratories Inc.
52 Harbor View Avenue
Stamford, CT, United States
06902

24 Hr. Emergency Tel # : (800) 424-9300

HMIS Rating : * - Chronic hazard 0 - Minimal 1 - Slight 2 - Moderate 3 - Serious 4 - Severe

Health: * 1 *Flammability:* 1 *Reactivity:* 0

WHMIS Classes:



TOXIC

SECTION 2 - COMPOSITION/INFORMATION ON INGREDIENTS

Rosco Laboratories Inc.
52 Harbor View Avenue
Stamford, CT, USA, 06902
Phone: (203) 708 8900

MSDS Preparation Date: January 3, 2007

Ingredients	CAS #	% (weight)	ACGIH TLV TWA	ACGIH TLV STEL	OSHA PEL PEL	OSHA PEL STEL
Off Broadway - Bright Gold						
Copper	7440-50-8	7.0 - 13.0	0.2 mg/m3 (fume); 1 mg/m3 (dusts and mists)	N/Av	0.1 mg/m3 (fume); 1 mg/m3 (dusts and mists)	N/Av
Zinc dust	7440-66-6	1.0 - 5.0	N/Av	N/Av	N/Av	N/Av
Isopropyl alcohol	67-63-0	1.0 - 5.0	200 ppm	400 ppm	400 ppm (980 mg/m3)	500 ppm (1225 mg/m3)
Off Broadway - Chrome Oxide						
Cristobalite	14464-46-1	3.0 - 7.0	0.025 mg/m3	N/Av	N/Av	N/Av
Chromium oxide	1308-38-9	7.0 - 13.0	N/Av	N/Av	N/Av	N/Av
Off Broadway - Gold, Off Broadway - Antique Gold						
Zinc dust	7440-66-6	1.0 - 5.0	N/Av	N/Av	N/Av	N/Av
Copper	7440-50-8	7.0 - 13.0	0.2 mg/m3 (fume); 1 mg/m3 (dusts and mists)	N/Av	0.1 mg/m3 (fume); 1 mg/m3 (dusts and mists)	N/Av

SECTION 3 - HAZARDS IDENTIFICATION

EMERGENCY OVERVIEW

Liquid. Color as per product name. Causes skin and eye irritation. No. 5365: Contains material which can cause cancer.

POTENTIAL HEALTH EFFECTS

Target organs : Eyes, skin, respiratory system.

Routes of exposure : *Inhalation:* YES *Skin Absorption:* YES *Skin & Eyes:* YES *Ingestion:* YES

Potential acute health effects :

Eyes: Causes eye irritation. May cause conjunctivitis, irritation, and inflammation of mucous membranes. May cause burning sensation, redness and tearing (watering). Possible severe irritation.

Skin: Irritating to skin. Possible irritation, defatting or dermatitis (rash). Components of the product may be absorbed into the body through the skin. May cause central nervous system depression.

Inhalation: Can cause irritation of the respiratory tract. Prolonged exposure to vapors may be harmful to health. If higher concentrations are inhaled, additional symptoms may include coughing, shortness of breath, headache, nausea, vomiting, dizziness, drowsiness and other central nervous system effects. May cause mucous membrane irritation. Other adverse effects: Asphyxia. Severe lung irritation or lung damage, loss of appetite. Sanding and grinding dusts may be harmful if inhaled. Contains particles which may cause lung damage if inhaled in large quantities.

Ingestion: Lung aspiration hazard. This product may be aspirated (inhaled) into the lungs during ingestion. May cause lung inflammation. May cause mucous membrane irritation. Ingestion may cause symptoms similar to inhalation. May cause gastrointestinal irritation. Gastrointestinal irritation may include abdominal pain, nausea, diarrhea and vomiting. Other adverse effects: intoxication.

Potential chronic health effects
: Prolonged skin contact may defat the skin and produce dermatitis. Harmful by skin absorption. May cause central nervous system depression. Prolonged inhalation of vapors may cause lung damage, including chronic bronchitis. No. 5365:Contains crystalline silica; prolonged exposure by inhalation of particles can cause serious lung damage, including silicosis.

Medical conditions aggravated by overexposure
: None expected, when used as intended

Additional health hazards : No. 5365: Exposure to respirable silica is not possible under normal conditions of use. Crystalline Silica has been classified as a carcinogen in dry powder form only.

Potential environmental effects : None reported by the manufacturer.

SECTION 4 - FIRST AID MEASURES

Inhalation : If breathed in, move person into fresh air. If breathing has stopped, give artificial respiration. If breathing is difficult, give oxygen by qualified medical personnel only. Seek immediate medical attention/advice.

Skin contact : Flush with plenty of water. Wash off with soap and plenty of water. Remove and wash contaminated clothing before re-use. If irritation persists, seek prompt medical attention.

Eye contact : Rinse immediately with plenty of water, also under the eyelids, for at least 15 minutes. If irritation persists, seek prompt medical attention.

Ingestion : Call a physician or Poison Control Centre immediately. Do NOT induce vomiting. Guard against aspiration into lungs by having the individual turn on their left side.

Notes For Physician : Treat symptomatically.

SECTION 5 - FIRE FIGHTING MEASURES

Fire hazards/conditions of flammability : Not flammable under normal conditions of handling. Toxic fumes may be released during a fire.

Flammability classification (OSHA 29 CFR 1910.1200) : OSHA Combustible Liquid IIIB

Flash point : Not available.

Flash point Method : Not applicable.

Auto-ignition temperature : Not available.

Lower flammable limit (% by vol.) : Not applicable.

Upper flammable limit (% by vol.) : Not applicable.

Suitable extinguishing media : Dry chemical, foam, carbon dioxide and water fog.

Explosion data: Sensitivity to mechanical impact / static discharge : Not expected to be sensitive to mechanical impact or static discharge.

Special fire-fighting procedures/equipment : Firefighters should wear an approved full-face, self-contained breathing apparatus (SCBA) and impervious clothing. Water may be ineffective on fire, but may be helpful in cooling unburned containers. Do not use a solid water stream as it may scatter and spread fire. If water is used, fog nozzles are preferable.

Hazardous combustion products : Oxides of carbon, nitrogen, and sulphur. Oxygen. Acrid fumes, toxic gases, metal oxides

Oxidizing properties : None expected.

SECTION 6 - ACCIDENTAL RELEASE MEASURES

Personal precautions : All persons dealing with clean-up should wear the appropriate protective equipment including self-contained breathing apparatus. Avoid breathing vapors. Wear resistant clothing and boots.

Environmental precautions : Prevent product from entering drains, sewers, waterways and soil.

Spill response/cleanup : Eliminate all ignition sources if safe to do so. Ventilate area of release. Use only non-sparking tools and equipment in the clean-up process. Contain and absorb spilled liquid with non-combustible, inert absorbent material (e.g. sand), then place absorbent material into a container for later disposal (see Section 13).

Containment : Should not be released into the environment. Recover free liquid or cover with inert absorbent material and place into appropriate container for disposal.

SECTION 7 - HANDLING AND STORAGE

Safe Handling procedures : Use with adequate ventilation. Avoid breathing vapor or mist. Avoid contact with skin and eyes. Wash hands thoroughly after using this product, and before eating, drinking or smoking. Avoid breathing of dust created by cutting, sanding, or grinding. Sanding and grinding dusts may be harmful if inhaled. Do not re-use empty containers. Do not puncture container. Keep in properly labeled containers. Wear suitable protective equipment. Do not ingest.

Storage requirements : Store in a cool, dry, well-ventilated area. Keep away from excessive heat, open flames, sparks and other possible sources of ignition. Do not freeze. Keep container tightly closed when not in use. Store in upright position only. Keep out of the reach of children. Empty product containers may contain hazardous product residue. Keep away from oxidizing materials.

Incompatible materials : Oxidizing agents. Acids and bases. Aluminum. Ammonium salts. Other: magnesium, chlorinated rubber. Strong acids, bases and oxidizing or reducing agents.

Special packaging materials : Liquid-proof glass, plastic or non-corrodible metal containers are recommended.

SECTION 8 - EXPOSURE CONTROLS AND PERSONAL PROTECTION

Ventilation and engineering measures : Use general or local exhaust ventilation to maintain air concentrations below recommended exposure limits. Use explosion-proof equipment. Use non-sparking equipment. Discharge exhaust only in area away from ignition sources.

Respiratory protection : Use NIOSH/MSHA approved full-face respirator with an organic vapor cartridge if the recommended exposure limit is exceeded. In order to avoid inhalation of spray-mist and sanding dust, all spraying and sanding must be done wearing adequate respirator. Respirators should be selected based on the form and concentration of contaminants in air, and in accordance with OSHA (29 CFR 1910.134) or CSA Z94.4-02.

Skin protection : Gloves impervious to the material are recommended.

Eye / face protection : Safety glasses with side-shields or chemical splash goggles.

Other protective equipment : Emergency showers and eyewash facilities should be nearby. Depending on conditions of use, safety shoes and additional protective clothing may also be necessary.

General hygiene considerations : Wash hands thoroughly after using this product, and before eating, drinking or smoking. Wash hands before breaks and at the end of workday.

SECTION 9 - PHYSICAL AND CHEMICAL PROPERTIES

Physical state : Liquid.

Appearance : Color as per product name

Odor : Not available.

Odor threshold : Not available.

pH : Not available.

Boiling point : 100 °C

Specific gravity : 1.2

Melting/Freezing point : Not available.

Coefficient of water/oil distribution : Not available.

Vapor pressure (mmHg @ 20° C / 68° F) : 1.4 (No. 5384, 5387)
0.5 (No. 5383)
1.0 (No. 5365)

Solubility in water : Soluble

Vapor density (Air = 1) : Heavier than air.

Evaporation rate (n-Butyl acetate = 1) : Slower than n-butyl acetate

Volatile organic Compounds (VOC's) (lbs/gal;g/l) : 0.80/96.14(No. 5384)
1.30/156.58 (No.5387)
2.13/256.67 (No.5383)
0.81/97.66 (No. 5365)

Volatiles (% by weight) : 58.14 (No. 5384)
67.56 (No. 5387)
70.56 (No.5383)
50.14 (No.5365)

Viscosity : Not available

Special Remarks On Fire Hazards
: Not flammable under normal conditions of use. This product will not burn, due to its water content. May spatter if the temperature exceeds the boiling point. Vapors may irritate eyes May irritate skin.

SECTION 10 - REACTIVITY AND STABILITY DATA

Stability and reactivity : Stable under normal conditions.
Hazardous polymerization : Will not occur.
Conditions to avoid : High temperatures. Keep away from excessive heat, open flames, sparks and other possible sources of ignition. Oxidizing agents. Do not freeze.
Materials To Avoid And Incompatibility
: See Section 7 (Handling and Storage) section for further details.
Hazardous decomposition products
: See hazardous combustion products.

SECTION 11 - TOXICOLOGICAL INFORMATION

Ingredients	LC_{50}(4hr) inh, rat	LD_{50} oral	LD_{50} dermal
Off Broadway - Bright Gold			
Copper	N/Av	N/Av	N/Av
Zinc dust	N/Av	N/Av	N/Av
Isopropyl alcohol	17,000 ppm/4H (rat)	4720 mg/kg (rat)	12,890 mg/kg (rabbit)
Off Broadway - Chrome Oxide			
Cristobalite	N/Av	N/Av	N/Av
Chromium oxide	N/Av	N/Av	N/Av
Off Broadway - Gold, Off Broadway - Antique Gold			
Zinc dust	N/Av	N/Av	N/Av
Copper	N/Av	N/Av	N/Av

Toxicological data : Low order of toxicity for normal industrial handling.
Carcinogenic status : No.5365:Contains Crystalline silica. Crystalline silica is classified as carcinogenic by IARC (Group 1), the ACGIH (Category A2) and the NTP (Group 1 - Known human carcinogen). Contains crystalline silica, prolonged exposure by inhalation of particles can cause serious lung damage, including silicosis. Crystalline Silica has been classified as a carcinogen in dry powder form only. Exposure to respirable silica is not possible under normal conditions of use.
No. 5354, 5358:This product contains Carbon black, an IARC Group 2B carcinogen.
Reproductive effects : No. 5383, 5384, 5387: Contains a chemical or chemicals that may cause male and/or female reproductive toxicity. This product contains: copper
Teratogenicity : No.5383:Contains a chemical or chemicals which may be teratogenic. This product contains: isopropyl alcohol.
Mutagenicity : Not expected to be mutagenic in humans
Reproductive Effects : No. 5383, 5384, 5387: Contains a chemical or chemicals that may cause male and/or female reproductive toxicity. This product contains: copper.
Irritancy : Eyes, skin, respiratory system and digestive system
Sensitization to material : No. 5383, 5384, 5387: Contains a chemical or chemicals that may cause skin sensitization. This product contains: copper.
No.5383: Contains a chemical or chemicals that may cause skin sensitization. This product contains: isopropyl alcohol.
No.5365:Contains a chemical or chemicals that may cause skin sensitization. This product contains: Chromium oxide.

Synergistic materials : No.5383,5384,5387: Contains an ingredient which interacts with other trace elements when absorbed into the body, and competes with other metals. This product contains: Zinc.

SECTION 12 - ECOLOGICAL INFORMATION

Environmental effects : None known or reported by the manufacturer.
Important environmental characteristics
: None known or reported by the manufacturer.
Ecotoxicological : No data is available on the product itself.

SECTION 13 - DISPOSAL CONSIDERATIONS

Handling for Disposal : See Section 7 (Handling and Storage) section for further details.
Methods of Disposal : Dispose in accordance with all applicable federal, state, provincial and local regulations. Contact your local, state, provincial or federal environmental agency for specific rules. Do not puncture or incinerate. Contact waste disposal services.

SECTION 14 - TRANSPORTATION INFORMATION

Regulatory Information	UN Number	Shipping Name	Class	Packing Group	Label
TDG	None	Not regulated	Not regulated	-None-	
TDG Additional information	None				
49CFR/DOT	None	Not regulated	Not regulated	-None-	
49CFR/DOT Additional information	None.				
ICAO/IATA	None	Not regulated	Not regulated	-None-	
ICAO/IATA Additional information	None.				
IMDG	None	Not regulated	Not regulated	-None-	
IMDG Additional information	None.				

SECTION 15 - REGULATORY INFORMATION

US Federal information:
All ingredients are listed on the TSCA Inventory, or are exempted materials.
SARA TITLE III: Sec. 313, Toxic Chemicals Notification, 40 CFR 372: This product may be subject to SARA notification requirements, since it contains Toxic Chemical constituents above their de minimus concentrations. This product contains:
Copper, Zinc (No. 5383, 5384, 5387).
CERCLA Reportable Quantity (RQ) (40 CFR 117.302): Copper (5,000 lbs/2270 kg); Zinc (1,000 lbs/ 454 kg) (No 5383, 5384, 5387)

US State Right to Know Laws:

California Proposition 65: This product contains a chemical known to the State of California to cause cancer and/or reproductive harm. This product contains: Crystalline silica, cristobalite (No. 5365).

Canadian Regulations:

Canadian Environmental Protection Act (CEPA): All ingredients are listed on the DSL, or are exempted materials
Canadian WHMIS Classification: D2A, D2B.
This product has been classified according to the hazard criteria of the CPR and the MSDS contains all of the information required by the CPR.

SECTION 16 - OTHER INFORMATION

Legend : ACGIH: American Conference of Governmental Industrial Hygienists
IARC: International Agency for Research on Cancer
N/Ap: not applicable
N/Av: not available
NIOSH: National Institute of Occupational Safety and Health
NTP: National Toxicology Program
OSHA: Occupational Safety and Health Administration

References : Information obtained from sources including original supplier's Material Safety Data Sheet, and references including RTECS and CCOHS Cheminfo

Prepared for: Rosco Laboratories Inc 52 Harbor View Avenue Stamford, CT, USA, 06902 Phone: (203) 708 8900 http://http://www.rosco.com/	rosco
Prepared by: ICC The Compliance Center Inc. **Canada: 1-888-977-4834** **USA: 1-888-442-9628** http://www.thecompliancecenter.com	The Compliance Center Inc.

DISCLAIMER OF LIABILITY

Every effort has been made to ensure that the safety information on this sheet is accurate, but because Rosco Laboratories, Inc. has no control over the conditions under which the product will be used, liability is limited exclusively to replacement or refund of the purchase price of this product. Except as stated herein, there are no express or implied warranties, including implied warranties of merchantability or fitness for a particular purpose. Rosco Laboratories, Inc. assumes no liability for injury or incidental or consequential damages arising out of storage, handling or use of this product.

Preparation Date: January 3, 2007

MATERIAL SAFETY DATA SHEET

SECTION 1 - PRODUCT AND COMPANY IDENTIFICATION

Product Name : **OFF BROADWAY**
Off Broadway - Orange (No. 5363)
Off Broadway - Golden Yellow (No. 5367)
Off Broadway - Silver (No. 5385)

Product Use : Paint

Chemical Family : Mixture

Supplier's name and address:

Rosco Laboratories Inc.
52 Harbor View Avenue
Stamford, CT, United States
06902

24 Hr. Emergency Tel # : (800) 424-9300

HMIS Rating : *- Chronic hazard 0 - Minimal 1 - Slight 2 - Moderate 3 - Serious 4 - Severe

Health: 1 *Flammability:* 0 *Reactivity:* 0

WHMIS Classes:



TOXIC

SECTION 2 - COMPOSITION/INFORMATION ON INGREDIENTS

			ACGIH TLV		OSHA PEL	
Ingredients	**CAS #**	**% (weight)**	**TWA**	**STEL**	**PEL**	**STEL**
No hazardous ingredients	N/A-v	N/Av	N/Av	N/Av	N/Av	N/Av

SECTION 3 - HAZARDS IDENTIFICATION

EMERGENCY OVERVIEW

Liquid. Color as per product name. No special hazards exist with this product. As with any chemical substance, caution and care will prevent unnecessary accidents and safety problems. Read instructions on label before use.

POTENTIAL HEALTH EFFECTS

Target organs : None reported by the manufacturer.

Routes of exposure : *Inhalation:* YES *Skin Absorption:* YES *Skin & Eyes:* YES *Ingestion:* YES

Potential acute health effects :

Eyes: Causes eye irritation. May cause conjunctivitis, irritation, and inflammation of mucous membranes. May cause burning sensation, redness and tearing (watering). Possible severe irritation.

Skin: Irritating to skin. Possible irritation, defatting or dermatitis (rash). Components of the product may be absorbed into the body through the skin. May cause central nervous system depression.

Inhalation: Can cause irritation of the respiratory tract. Prolonged exposure to vapors may be harmful to health. If higher concentrations are inhaled, additional symptoms may include coughing, shortness of breath, headache, nausea, vomiting, dizziness, drowsiness and other central nervous system effects. May cause mucous membrane irritation. Other adverse effects : Asphyxia. Severe lung irritation or lung damage, loss of appetite. Sanding and grinding dusts may be harmful if inhaled. Contains particles which may cause lung damage if inhaled in large quantities.

Ingestion: Lung aspiration hazard. This product may be aspirated (inhaled) into the lungs during ingestion. May cause lung inflammation. May cause mucous membrane irritation. Ingestion may cause symptoms similar to inhalation. May cause gastrointestinal irritation. Gastrointestinal irritation may include abdominal pain, nausea, diarrhea and vomiting. Other adverse effects : Intoxication.

Potential chronic health effects
: Prolonged skin contact may defat the skin and produce dermatitis Harmful by skin absorption. May cause central nervous system depression. Prolonged inhalation of vapors may cause lung damage, including chronic bronchitis.

Medical conditions aggravated by overexposure
: None expected, when used as intended.

Additional health hazards : None reported by the manufacturer

Potential environmental effects
: None reported by the manufacturer.

SECTION 4 - FIRST AID MEASURES

Inhalation : If breathed in, move person into fresh air If breathing has stopped, give artificial respiration. If breathing is difficult, give oxygen by qualified medical personnel only Seek immediate medical attention/advice

Skin contact : Flush with plenty of water. Wash off with soap and plenty of water. Remove and wash contaminated clothing before re-use. If irritation persists, seek prompt medical attention.

Eye contact : Rinse immediately with plenty of water, also under the eyelids, for at least 15 minutes If irritation persists, seek prompt medical attention.

Ingestion : Call a physician or Poison Control Centre immediately. Do NOT induce vomiting. Guard against aspiration into lungs by having the individual turn on their left side.

Notes For Physician : Treat symptomatically

SECTION 5 - FIRE FIGHTING MEASURES

Fire hazards/conditions of flammability
: Not flammable under normal conditions of handling This product will not burn, due to its water content.

Flammability classification (OSHA 29 CFR 1910.1200)
: OSHA Combustible Liquid IIIB.

Flash point : Not available

Flash point Method : Not applicable

Auto-ignition temperature : Not available

Lower flammable limit (% by vol.)
: Not applicable

Upper flammable limit (% by vol.)
: Not applicable.

Suitable extinguishing media
: Dry chemical, foam, carbon dioxide and water fog.

Explosion data: Sensitivity to mechanical impact / static discharge
: Not expected to be sensitive to mechanical impact or static discharge

Special fire-fighting procedures/equipment
: Firefighters should wear an approved full-face, self-contained breathing apparatus (SCBA) and impervious clothing. Water may be ineffective on fire, but may be helpful in cooling unburned containers. Do not use a solid water stream as it may scatter and spread fire. If water is used, fog nozzles are preferable.

Hazardous combustion products
: Oxides of carbon, nitrogen, and sulphur Oxygen Acrid fumes, toxic gases.

Oxidizing properties : None reported by the manufacturer.

SECTION 6 - ACCIDENTAL RELEASE MEASURES

Personal precautions : All persons dealing with clean-up should wear the appropriate protective equipment including self-contained breathing apparatus. Avoid breathing vapors. Wear resistant clothing and boots

Environmental precautions : Prevent product from entering drains, sewers, waterways and soil.

Spill response/cleanup : Eliminate all ignition sources if safe to do so. Ventilate area of release. Use only non-sparking tools and equipment in the clean-up process. Contain and absorb spilled liquid with non-combustible, inert absorbent material (e.g. sand), then place absorbent material into a container for later disposal (see Section 13).

Containment : Should not be released into the environment. Recover free liquid or cover with inert absorbent material and place into appropriate container for disposal.

SECTION 7 - HANDLING AND STORAGE

Safe Handling procedures : Use with adequate ventilation. Avoid breathing vapor or mist. Avoid contact with skin and eyes. Wash hands thoroughly after using this product, and before eating, drinking or smoking. Avoid breathing of dust created by cutting, sanding, or grinding. Sanding and grinding dusts may be harmful if inhaled. Do not re-use empty containers. Do not puncture container. Keep in properly labeled containers. Wear suitable protective equipment. Do not ingest. Keep out of direct sunlight.

Storage requirements : Store in a cool, dry, well-ventilated area. Keep away from excessive heat, open flames, sparks and other possible sources of ignition. Do not freeze. Keep container tightly closed when not in use. Store in upright position only. Keep out of the reach of children. Empty product containers may contain hazardous product residue. Store out of direct sunlight.

Incompatible materials : Oxidizing agents. Acids and bases Aluminum. Ammonium salts Other: magnesium, chlorinated rubber.

Special packaging materials
: Liquid-proof glass, plastic or non-corrodible metal containers are recommended.

SECTION 8 - EXPOSURE CONTROLS AND PERSONAL PROTECTION

Ventilation and engineering measures
: Use general or local exhaust ventilation to maintain air concentrations below recommended exposure limits. Use explosion-proof equipment. Use non-sparking equipment. Discharge exhaust only in area away from ignition sources.

Respiratory protection : Use NIOSH/MSHA approved full-face respirator with an organic vapor cartridge if the recommended exposure limit is exceeded. In order to avoid inhalation of spray-mist and sanding dust, all spraying and sanding must be done wearing adequate respirator. Respirators should be selected based on the form and concentration of contaminants in air, and in accordance with OSHA (29 CFR 1910.134) or CSA Z94.4-02.

Skin protection : Wear impervious gloves, such as neoprene or nitrile rubber

Eye / face protection : Safety glasses with side-shields or chemical splash goggles.

Other protective equipment
: Emergency showers and eyewash facilities should be nearby. Depending on conditions of use, safety shoes and additional protective clothing may also be necessary.

General hygiene considerations
: Wash hands thoroughly after using this product, and before eating, drinking or smoking Wash hands before breaks and at the end of workday

SECTION 9 - PHYSICAL AND CHEMICAL PROPERTIES

Physical state : Liquid.

Appearance : Color as per product name

Odor : Not available

Odor threshold : Not available.

pH : Not available

Boiling point : 100°C

Specific gravity : 1.3 (No. 5363)
1.4 (No. 5367)
1 1 (No 5385)

Melting/Freezing point : Not available

Coefficient of water/oil distribution
: Not available

Vapor pressure (mmHg @ 29° C / 68° F)
: 760 (No. 5363, 5385)
0 06 - 760 (No 5367)

Solubility in water : Soluble

Vapor density (Air = 1) : Heavier than air.

Evaporation rate (n-Butyl acetate = 1)
: Slower than n-butyl acetate

MSDS Preparation Date: January 3, 2007

Volatile organic Compounds (VOC's) (lbs/gal;g/l) : 0.98 / 118.26 (No.5363)
1.11 / 133.27(No.5367)
1.22 / 147.40 (No.5385)

Volatiles (% by weight) : 49.34 (No. 5363)
48.05 (No. 5367)
74.44 (No. 5385)

Viscosity : Not available.

Special Remarks On Fire Hazards
: Not flammable under normal conditions of use. This product will not burn, due to its water content. May spatter if the temperature exceeds the boiling point. Vapors may irritate eyes. May irritate skin.

SECTION 10 - REACTIVITY AND STABILITY DATA

Stability and reactivity : Stable under normal conditions.
Hazardous polymerization : Will not occur.
Conditions to avoid : High temperatures. Keep away from excessive heat, open flames, sparks and other possible sources of ignition. Oxidizing agents. Do not freeze.

Materials To Avoid And Incompatibility
: See Section 7 (Handling and Storage) section for further details.

Hazardous decomposition products
: See hazardous combustion products.

SECTION 11 - TOXICOLOGICAL INFORMATION

	LC_{50}(4hr)	LD_{50}	
Ingredients	**inh. rat**	**oral**	**dermal**
No hazardous ingredients	N/Av	N/Av	N/Av

Toxicological data : Low order of toxicity for normal industrial handling.
Carcinogenic status : No components are listed as carcinogens by ACGIH, IARC, OSHA or NTP.
Reproductive effects : Not expected to have other reproductive effects.
Teratogenicity : Not expected to be a teratogen.
Mutagenicity : Not expected to be mutagenic in humans.
Reproductive Effects : Not expected to have other reproductive effects.
Irritancy : Irritating to eyes, respiratory system and skin.
Sensitization to material : Not expected to be a sensitizer.
Synergistic materials : None reported by the manufacturer.

SECTION 12 - ECOLOGICAL INFORMATION

Environmental effects : None known or reported by the manufacturer.
Important environmental characteristics
: None known or reported by the manufacturer.
Ecotoxicological : No data is available on the product itself.

SECTION 13 - DISPOSAL CONSIDERATIONS

Handling for Disposal : See Section 7 (Handling and Storage) section for further details.
Methods of Disposal : Dispose in accordance with all applicable federal, state, provincial and local regulations. Contact your local, state, provincial or federal environmental agency for specific rules. Do not puncture or incinerate. Contact waste disposal services.

Rosco Laboratories Inc.
52 Harbor View Avenue
Stamford, CT, USA, 06902
Phone: (203) 708 8900

MSDS Preparation Date: January 3, 2007

SECTION 14 - TRANSPORTATION INFORMATION

Regulatory Information	UN Number	Shipping Name	Class	Packing Group	Label
TDG	None	Not regulated.	Not regulated	-None-	
TDG Additional Information	None				
49CFR/DOT	None	Not regulated.	Not regulated	-None-	
49CFR/DOT Additional information	None				
ICAO/IATA	None	Not regulated.	Not regulated	-None-	
ICAO/IATA Additional information	None.				
IMDG	None	Not regulated.	Not regulated	-None-	
IMDG Additional information	None.				

SECTION 15 - REGULATORY INFORMATION

US Federal Information:
All ingredients are listed on the TSCA Inventory, or are exempted materials.
SARA Section 313: This material is not subject to SARA notification requirements, since it does not contain any Toxic Chemical Constituents above de minimus concentrations

US State Right to Know Laws:
California Proposition 65: To the best of our knowledge, this product does not contain any chemicals known to the State of California to cause cancer or reproductive harm.

Canadian Regulations:
Canadian Environmental Protection Act (CEPA) information: All ingredients listed appear on the Domestic Substances List (DSL).
Canadian WHMIS Classification: D2B.
This product has been classified according to the hazard criteria of the CPR and the MSDS contains all of the information required by the CPR.

SECTION 16 - OTHER INFORMATION

Legend : ACGIH: American Conference of Governmental Industrial Hygienists
IARC: International Agency for Research on Cancer
N/Ap: not applicable
N/Av: not available
NIOSH: National Institute of Occupational Safety and Health
NTP: National Toxicology Program
OSHA: Occupational Safety and Health Administration

References : Information obtained from sources including original supplier's Material Safety Data Sheet, and references including RTECS and CCOHS Cheminfo.

Prepared for: Rosco Laboratories Inc. 52 Harbor View Avenue Stamford, CT, USA, 06902 Phone: (203) 708 8900 http://http://www.rosco.com/	rosco
Prepared by: ICC The Compliance Center Inc. Canada: 1-888-977-4834 USA: 1-888-442-9628 http://www.thecompliancecenter.com	The Compliance Center Inc.

DISCLAIMER OF LIABILITY

Every effort has been made to ensure that the safety information on this sheet is accurate, but because Rosco Laboratories, Inc. has no control over the conditions under which the product will be used, liability is limited exclusively to replacement or refund of the purchase price of this product. Except as stated herein, there are no express or implied warranties, including implied warranties of merchantability or fitness for a particular purpose. Rosco Laboratories, Inc. assumes no liability for injury or incidental or consequential damages arising out of storage, handling or use of this product.

Preparation Date: January 3, 2007

MATERIAL SAFETY DATA SHEET

SECTION 1 - PRODUCT AND COMPANY IDENTIFICATION

Product Name : **OFF BROADWAY**
Off Broadway - Copper (No.5386)

Product Use : Paint

Chemical Family : Mixture

Supplier's name and address:

Rosco Laboratories Inc.
52 Harbor View Avenue
Stamford, CT, United States
06902

24 Hr. Emergency Tel # : (800) 424-9300

HMIS Rating : *-Chronic hazard 0 - Minimal 1 - Slight 2 - Moderate 3 - Serious 4 - Severe

Health: * 1 *Flammability:* 1 *Reactivity:* 0

WHMIS Classes:



POISON



TOXIC

SECTION 2 - COMPOSITION/INFORMATION ON INGREDIENTS

Ingredients	CAS #	% (weight)	ACGIH TLV TWA	ACGIH TLV STEL	OSHA PEL PEL	OSHA PEL STEL
Copper	7440-50-8	7.0 - 13.0	0.2 mg/m3 (fume); 1 mg/m3 (dusts and mists)	N/Av	0.1 mg/m3 (fume); 1 mg/m3 (dusts and mists)	N/Av
2-Butoxyethanol (Glycol Ether)	111-76-2	1.0 - 5.0	20 ppm	N/Av	50 ppm (240 mg/m3) (skin)	N/Av

SECTION 3 - HAZARDS IDENTIFICATION

EMERGENCY OVERVIEW

Liquid. Color as per product name. Irritating to eyes, respiratory system and skin. Harmful if inhaled or swallowed.

POTENTIAL HEALTH EFFECTS

Target organs : Reproductive system. Eyes, skin, respiratory system. Kidneys

Routes of exposure : *Inhalation:* YES *Skin Absorption:* YES *Skin & Eyes:* YES *Ingestion:* YES

Potential acute health effects :

Eyes: Causes eye irritation. May cause conjunctivitis, irritation, and inflammation of mucous membranes. May cause burning sensation, redness and tearing (watering). Possible severe irritation.

Skin: Irritating to skin. Possible irritation, defatting or dermatitis (rash). Components of the product may be absorbed into the body through the skin. May cause central nervous system depression. Possible toxic effects if absorbed.

Inhalation: Can cause irritation of the respiratory tract. If higher concentrations are inhaled, additional symptoms may include coughing, shortness of breath, headache, nausea, vomiting, dizziness, drowsiness and other central nervous system effects. May cause mucous membrane irritation. Other adverse effects: Asphyxia. Severe lung irritation or lung damage, loss of appetite. Sanding and grinding dusts may be harmful if inhaled. Contains particles which may cause lung damage if inhaled in large quantities. Very toxic in particulate form upon inhalation. May result in unconsciousness and possibly death.

Ingestion: Lung aspiration hazard. This product may be aspirated (inhaled) into the lungs during ingestion. May cause lung inflammation. May cause mucous membrane irritation. Ingestion may cause symptoms similar to inhalation. May cause gastrointestinal irritation. Gastrointestinal irritation may include abdominal pain, nausea, diarrhea and vomiting. Other adverse effects: Intoxication. May cause central nervous system depression.

Potential chronic health effects
: Prolonged skin contact may defat the skin and produce dermatitis. Harmful by skin absorption. May cause central nervous system depression. Prolonged inhalation of vapors may cause lung damage, including chronic bronchitis. Contains a chemical which may cause kidney damage. This product contains: 2-butoxyethanol.May cause adverse reproductive effects. May cause skin sensitization.

Medical conditions aggravated by overexposure
: None expected, when used as intended

Additional health hazards : None reported by the manufacturer.

Potential environmental effects
: None reported by the manufacturer.

SECTION 4 - FIRST AID MEASURES

Inhalation : If breathed in, move person into fresh air. If breathing has stopped, give artificial respiration. If breathing is difficult, give oxygen by qualified medical personnel only. Seek immediate medical attention/advice.

Skin contact : Flush with plenty of water. Wash off with soap and plenty of water. Remove and wash contaminated clothing before re-use. If irritation persists, seek prompt medical attention.

Eye contact : Rinse immediately with plenty of water, also under the eyelids, for at least 15 minutes. If irritation persists, seek prompt medical attention.

Ingestion : Call a physician or Poison Control Centre immediately. Do NOT induce vomiting. Guard against aspiration into lungs by having the individual turn on their left side.

Notes For Physician : Treat symptomatically

SECTION 5 - FIRE FIGHTING MEASURES

Fire hazards/conditions of flammability
: Not flammable under normal conditions of handling. Toxic fumes may be released during a fire.

Flammability classification (OSHA 29 CFR 1910.1200)
: OSHA Combustible Liquid IIIB

Flash point : Not applicable

Flash point Method : Not applicable

Auto-ignition temperature : Not available.

Lower flammable limit (% by vol.)
: Not applicable

Upper flammable limit (% by vol.)
: Not applicable

Suitable extinguishing media
: Dry chemical, foam, carbon dioxide and water fog.

Explosion data: Sensitivity to mechanical impact / static discharge
: Not expected to be sensitive to mechanical impact or static discharge.

Special fire-fighting procedures/equipment
: Firefighters should wear an approved full-face, self-contained breathing apparatus (SCBA) and impervious clothing. Water may be ineffective on fire, but may be helpful in cooling unburned containers. Do not use a solid water stream as it may scatter and spread fire. If water is used, fog nozzles are preferable.

Hazardous combustion products
: Oxides of carbon, nitrogen, and sulphur. Oxygen. Acrid fumes, toxic gases, copper oxides.

Oxidizing properties : None expected

SECTION 6 - ACCIDENTAL RELEASE MEASURES

Personal precautions : All persons dealing with clean-up should wear the appropriate protective equipment including self-contained breathing apparatus. Avoid breathing vapors. Wear resistant clothing and boots.

Environmental precautions : Prevent product from entering drains, sewers, waterways and soil.

Spill response/cleanup : Eliminate all ignition sources if safe to do so. Ventilate area of release. Use only non-sparking tools and equipment in the clean-up process. Contain and absorb spilled liquid with non-combustible, inert absorbent material (e.g. sand), then place absorbent material into a container for later disposal (see Section 13).

Containment : Should not be released into the environment. Recover free liquid or cover with inert absorbent material and place into appropriate container for disposal.

SECTION 7 - HANDLING AND STORAGE

Safe Handling procedures : Use with adequate ventilation. Avoid breathing vapor or mist. Avoid contact with skin and eyes. Wash hands thoroughly after using this product, and before eating, drinking or smoking. Avoid breathing of dust created by cutting, sanding, or grinding. Sanding and grinding dusts may be harmful if inhaled. Do not re-use empty containers. Do not puncture container. Keep in properly labeled containers. Wear suitable protective equipment. Do not ingest.

Storage requirements : Store in a cool, dry, well-ventilated area. Keep away from excessive heat, open flames, sparks and other possible sources of ignition. Do not freeze. Keep container tightly closed when not in use. Store in upright position only. Keep out of the reach of children. Empty product containers may contain hazardous product residue. Keep away from oxidizing materials.

Incompatible materials : Oxidizing agents. Acids and bases. Aluminum. Ammonium salts. Other: magnesium, chlorinated rubber. Strong acids, bases and oxidizing or reducing agents.

Special packaging materials
: Liquid-proof glass, plastic or non-corrodible metal containers are recommended.

SECTION 8 - EXPOSURE CONTROLS AND PERSONAL PROTECTION

Ventilation and engineering measures
: Use general or local exhaust ventilation to maintain air concentrations below recommended exposure limits. Use explosion-proof equipment. Use non-sparking equipment. Discharge exhaust only in area away from ignition sources.

Respiratory protection : Use NIOSH/MSHA approved full-face respirator with an organic vapor cartridge if the recommended exposure limit is exceeded. In order to avoid inhalation of spray-mist and sanding dust, all spraying and sanding must be done wearing adequate respirator. Respirators should be selected based on the form and concentration of contaminants in air, and in accordance with OSHA (29 CFR 1910.134) or CSA Z94.4-02.

Skin protection : Gloves impervious to the material are recommended.

Eye / face protection : Safety glasses with side-shields or chemical splash goggles.

Other protective equipment
: Emergency showers and eyewash facilities should be nearby. Depending on conditions of use, safety shoes and additional protective clothing may also be necessary.

General hygiene considerations
: Wash hands thoroughly after using this product, and before eating, drinking or smoking. Wash hands before breaks and at the end of workday.

SECTION 9 - PHYSICAL AND CHEMICAL PROPERTIES

Physical state : Liquid.

Appearance : Color as per product name

Odor : Not available.

Odor threshold : Not available.

pH : Not available

Boiling point : 100 May cause sensitization of susceptible persons °C
Specific gravity : 1.12
Melting/Freezing point : Not available.
Coefficient of water/oil distribution : Not available.
Vapor pressure (mmHg @ 20° C / 68° F) : 0.5
Solubility in water : Soluble
Vapor density (Air = 1) : Heavier than air.
Evaporation rate (n-Butyl acetate = 1) : Slower than n-butyl acetate
Volatile organic Compounds (VOC's) (lbs/gal;g/l) : 1.02 / 122.90
Volatiles (% by weight) : 65.16
Viscosity : Not available.
Special Remarks On Fire Hazards : Not flammable under normal conditions of use. This product will not burn, due to its water content. May spatter if the temperature exceeds the boiling point. Vapors may irritate eyes. May irritate skin.

SECTION 10 - REACTIVITY AND STABILITY DATA

Stability and reactivity : Stable under normal conditions.
Hazardous polymerization : Will not occur.
Conditions to avoid : High temperatures. Keep away from excessive heat, open flames, sparks and other possible sources of ignition. Oxidizing agents. Do not freeze.
Materials To Avoid And Incompatibility : See Section 7 (Handling and Storage) section for further details.
Hazardous decomposition products : See hazardous combustion products.

SECTION 11 - TOXICOLOGICAL INFORMATION

Ingredients	LC_{50}(4hr) inh, rat	LD_{50} oral	LD_{50} dermal
Copper	N/Av	N/Av	N/Av
2-Butoxyethanol (Glycol Ether)	450 ppm/4H (rat)	470 mg/kg (rat); 320 mg/kg (rabbit)	400 mg/kg (rabbit)

Toxicological data : Low order of toxicity for normal industrial handling.
Carcinogenic status : No components are listed as carcinogens by ACGIH, IARC, OSHA or NTP.
Reproductive effects : Contains a chemical or chemicals which may cause male and/or female reproductive toxicity. This product contains: copper.
Teratogenicity : Not expected to be a teratogen.
Mutagenicity : Not expected to be mutagenic in humans.
Reproductive Effects : Contains a chemical or chemicals which may cause male and/or female reproductive toxicity. This product contains: copper.
Irritancy : Eyes, skin, respiratory system and digestive system.
Sensitization to material : Contains a chemical or chemicals which may cause skin sensitization. This product contains: copper.
Synergistic materials : None known.

SECTION 12 - ECOLOGICAL INFORMATION

Environmental effects : None known or reported by the manufacturer.
Important environmental characteristics : None known or reported by the manufacturer.

Rosco Laboratories Inc.
52 Harbor View Avenue
Stamford, CT, USA, 06902
Phone: (203) 708 8900

Ecotoxicological : No data is available on the product itself.

SECTION 13 - DISPOSAL CONSIDERATIONS

Handling for Disposal : See Section 7 (Handling and Storage) section for further details.
Methods of Disposal : Dispose in accordance with all applicable federal, state, provincial and local regulations. Contact your local, state, provincial or federal environmental agency for specific rules. Do not puncture or incinerate. Contact waste disposal services.

SECTION 14 - TRANSPORTATION INFORMATION

Regulatory Information	UN Number	Shipping Name	Class	Packing Group	Label
TDG	None	Not regulated.	Not regulated	-None-	
TDG Additional information	None				
49CFR/DOT	None	Not regulated	Not regulated	-None-	
49CFR/DOT Additional information	None.				
ICAO/IATA	None	Not regulated	Not regulated	-None-	
ICAO/IATA Additional information	None				
IMDG	None	Not regulated	Not regulated	-None-	
IMDG Additional information	None				

SECTION 15 - REGULATORY INFORMATION

US Federal Information:
All ingredients are listed on the TSCA Inventory, or are exempted materials.
SARA TITLE III: Sec. 313, Toxic Chemicals Notification, 40 CFR 372: This product may be subject to SARA notification requirements, since it contains Toxic Chemical constituents above their de minimus concentrations. This product contains: Copper.
CERCLA Reportable Quantity (RQ) (40 CFR 117.302): Copper (5,000 lbs/2270 kgs).

US State Right to Know Laws:
California Proposition 65: To the best of our knowledge, this product does not contain any chemicals known to the State of California to cause cancer or reproductive harm.

Canadian Regulations:
Canadian Environmental Protection Act (CEPA): All ingredients are listed on the DSL, or are exempted materials.
Canadian WHMIS Classification: D1A, D2A, D2B
This product has been classified according to the hazard criteria of the CPR and the MSDS contains all of the information required by the CPR.

Rosco Laboratories Inc.
52 Harbor View Avenue
Stamford, CT, USA, 06902
Phone: (203) 708 8900

MSDS Preparation Date: January 3, 2007

SECTION 16 - OTHER INFORMATION

Legend : ACGIH: American Conference of Governmental Industrial Hygienists
IARC: International Agency for Research on Cancer
N/Ap: not applicable
N/Av: not available
NIOSH: National Institute of Occupational Safety and Health
NTP: National Toxicology Program
OSHA: Occupational Safety and Health Administration

References : Information obtained from sources including original supplier's Material Safety Data Sheet, and references including RTECS and CCOHS Cheminfo.

Prepared for: Rosco Laboratories Inc. 52 Harbor View Avenue Stamford, CT, USA, 06902 Phone: (203) 708 8900 http://http://www.rosco.com/	
Prepared by: ICC The Compliance Center Inc. **Canada: 1-888-977-4834** **USA: 1-888-442-8628** http://www.thecompliancecenter.com	The Compliance Center Inc.

DISCLAIMER OF LIABILITY

Every effort has been made to ensure that the safety information on this sheet is accurate, but because Rosco Laboratories, Inc. has no control over the conditions under which the product will be used, liability is limited exclusively to replacement or refund of the purchase price of this product. Except as stated herein, there are no express or implied warranties, including implied warranties of merchantability or fitness for a particular purpose. Rosco Laboratories, Inc. assumes no liability for injury or incidental or consequential damages arising out of storage, handling or use of this product.

Preparation Date: January 3, 2007

END OF DOCUMENT

Rosco Laboratories Inc.
52 Harbor View Avenue
Stamford, CT, United States, 06902
Phone: (203) 708 8900

MATERIAL SAFETY DATA SHEET

SECTION 1 - PRODUCT AND COMPANY IDENTIFICATION

Product Name : **SUPERSATURATED**

Supersaturated Red (No. 5965)
Supersaturated Green Shoe Blue (No.5968)
Supersaturated Ultra Blue (No.5969)
Supersaturated Chrome Green (No.5971)
Supersaturated Emerald Green (No.5972)
Supersaturated Phthalo Green (No.5973)
Supersaturated Imperial Green (No. 5974)
Supersaturated Magenta (No.5975)
Supersaturated Brilliant Red (No. 5976)
Supersaturated Spectrum Red (No.5977)
Supersaturated Purple (No.5979)
Supersaturated Iron Red (No.5980)
Supersaturated Chrome Yellow (No.5981)
Supersaturated Yellow Ochre (No.5982)
Supersaturated Raw Sienna (No.5983)
Supersaturated Orange (No.5984)
Supersaturated Burnt Umber (No.5985)
Supersaturated Raw Umber (No.5986)
Supersaturated Burnt Sienna (No.5987)
Supersaturated Lemon Yellow (No.5988)
Supersaturated Prussian Blue (No.5990)
Supersaturated Navy Blue (No.5991)
Supersaturated Paynes Gray (No. 5992)
Supersaturated Leather (No.5993)
Supersaturated Grass Green (No.5994)
Supersaturated Cerulean Blue (No.5996)
Supersaturated Hunter Green (No.5997)
Supersaturated Van Dyke Brown (No.5998)
Supersaturated Base - Neutral (No.6001)
Supersaturated Base - White (No. 6002)
Supersaturated Base - Velour Black (No.6003)

Product Use : Paint

Chemical Family : Mixture

Supplier's name and address:

Rosco Laboratories Inc.

52 Harbor View Avenue
Stamford, CT, United States
06902

24 Hr. Emergency Tel # : [redacted]

HMIS Rating : *- Chronic hazard 0 - Minimal 1 - Slight 2 - Moderate 3 - Serious 4 - Severe

Health: * 1 *Flammability:* 1 *Reactivity:* 0

WHMIS Classes:



TOXIC

Rosco Laboratories Inc.
52 Harbor View Avenue
Stamford, CT, United States, 06902
Phone: (203) 708 8900

SECTION 2 - COMPOSITION/INFORMATION ON INGREDIENTS

Ingredients	CAS #	% (weight)	ACGIH TLV TWA	ACGIH TLV STEL	OSHA PEL PEL	OSHA PEL STEL
Supersaturated - Brilliant Red						
Silica, crystalline quartz, respirable dust	14808-60-7	3.00 - 7.00	0.025 mg/m³ (respirable fraction)	N/Av	(10)/(%SiO2 + 2) mg/m3	N/Av
Supersaturated - Paynes Gray						
Iron oxide red	1309-37-1	0.00 - 0.00	5 mg/m³ (respirable fraction)	N/Av	10 mg/m³	N/Av
Supersaturated - Paynes Gray **Supersaturated - Imperial Green**						
Carbon black	1333-86-4	0.10 - 1.00	20 ppm	N/Av	50 ppm (240 mg/m3) (skin)	N/Av
Supersaturated Base - Velour Black						
Silica, crystalline-cristobalite	14464-46-1	3.00 - 7.00	0.025 mg/m3	N/Av	N/Av	N/Av
Supersaturated Burnt Umber						
Manganese dioxide	1313-13-9	1.00 - 5.00	N/Av	N/Av	N/Av	N/Av
Supersaturated Chrome Green						
Chrome oxide	1308-38-9	15.00 - 40.00	N/Av	N/Av	N/Av	N/Av
Supersaturated Chrome Yellow						
Silica, crystalline-cristobalite	14464-46-1	1.00 - 5.00	0.025 mg/m3	N/Av	N/Av	N/Av
Glycol ether	111-46-6	0.50 - 1.50	N/Av	N/Av	N/Av	N/Av
Supersaturated Green Shoe Blue, Supersaturated Emerald Green, Supersaturated Navy Blue, Supersaturated Grass Green						
Propylene glycol	57-55-6	1.00 - 5.00	N/Av	N/Av	N/Av	N/Av
Supersaturated Hunter Green						
Silica, crystalline-cristobalite	14464-46-1	5.00 - 10.00	0.025 mg/m3	N/Av	N/Av	N/Av
Supersaturated Lemon Yellow, Supersaturated Van Dyke Brown, Supersaturated Base - Neutral						
Silica, crystalline-quartz	14808-60-7	0.10 - 1.00	0.025 mg/m3	N/Av	(10)/(%SiO2 + 2) mg/m3	N/Av
Supersaturated Phthalo Green						
1-Propanol, 2-amino-2-methyl-	124-68-5	0.50 - 1.50				
Supersaturated White						
No hazardous ingredients	N/Av	0.00 - 0.00	N/Av	N/Av	N/Av	N/Av

Rosco Laboratories Inc.
52 Harbor View Avenue
Stamford, CT, United States, 06902
Phone: (203) 708 8900

SECTION 3 - HAZARDS IDENTIFICATION

EMERGENCY OVERVIEW

Liquid. Multiple colors. Irritating to eyes, respiratory system and skin. Harmful if inhaled or swallowed Contains material which can cause cancer.

POTENTIAL HEALTH EFFECTS

Target organs : None reported by the manufacturer.

Routes of exposure : *Inhalation:* YES *Skin Absorption:* YES *Skin & Eyes:* YES *Ingestion:* YES

Potential acute health effects :

Eyes: Causes eye irritation. May cause conjunctivitis, irritation, and inflammation of mucous membranes May cause burning sensation, redness and tearing (watering). Possible severe irritation.

Skin: Irritating to skin. Possible irritation, defatting or dermatitis (rash). Components of the product may be absorbed into the body through the skin. May cause central nervous system depression.

Inhalation: Can cause irritation of the respiratory tract. Prolonged exposure to vapors may be harmful to health. If higher concentrations are inhaled, additional symptoms may include coughing, shortness of breath, headache, nausea, vomiting, dizziness, drowsiness and other central nervous system effects. May cause mucous membrane irritation. Other adverse effects: Asphyxia. Severe lung irritation or lung damage, loss of appetite. Sanding and grinding dusts may be harmful if inhaled. Contains particles which may cause lung damage if inhaled in large quantities.

Ingestion: Lung aspiration hazard. This product may be aspirated (inhaled) into the lungs during ingestion. May cause lung inflammation. May cause mucous membrane irritation. Ingestion may cause symptoms similar to inhalation. May cause gastrointestinal irritation. Gastrointestinal irritation may include abdominal pain, nausea, diarrhea and vomiting. Other adverse effects: intoxication.

Potential chronic health effects
: Prolonged skin contact may defat the skin and produce dermatitis. May cause allergic skin reaction Harmful by skin absorption. May cause central nervous system depression Prolonged inhalation of vapors may cause lung damage, including chronic bronchitis. Contains crystalline silica; prolonged exposure by inhalation of particles can cause serious lung damage, including silicosis.

Medical conditions aggravated by overexposure
: None expected, when used as intended

Additional health hazards : Exposure to respirable silica is not possible under normal conditions of use Crystalline Silica has been classified as a carcinogen in dry powder form only

Potential environmental effects
: None reported by the manufacturer.

SECTION 4 - FIRST AID MEASURES

Inhalation : If breathed in, move person into fresh air. If breathing has stopped, give artificial respiration. If breathing is difficult, give oxygen by qualified medical personnel only. Seek immediate medical attention/advice.

Skin contact : Flush with plenty of water. Wash off with soap and plenty of water. Remove and wash contaminated clothing before re-use. If irritation persists, seek prompt medical attention

Eye contact : Rinse immediately with plenty of water, also under the eyelids, for at least 15 minutes. If irritation persists, seek prompt medical attention

Ingestion : Call a physician or Poison Control Centre immediately. Do NOT induce vomiting. Guard against aspiration into lungs by having the individual turn on their left side.

Notes For Physician : Treat symptomatically.

SECTION 5 - FIRE FIGHTING MEASURES

Fire hazards/conditions of flammability
: Not flammable under normal conditions of handling This product will not burn, due to its water content.

Flammability classification (OSHA 29 CFR 1910.1200)
: OSHA Combustible Liquid IIIB

Flash point : Not applicable

Rosco Laboratories Inc.
52 Harbor View Avenue
Stamford, CT, United States, 06902
Phone: (203) 708 8900

Flash point Method : Not applicable **Auto-ignition temperature** : Not available
Lower flammable limit (% by vol.) : Not applicable **Upper flammable limit (% by vol.)** : Not applicable

Suitable extinguishing media
: Dry chemical, foam, carbon dioxide and water fog.

Explosion data: Sensitivity to mechanical impact / static discharge
: Not expected to be sensitive to mechanical impact or static discharge

Special fire-fighting procedures/equipment
: Firefighters should wear an approved full-face, self-contained breathing apparatus (SCBA) and impervious clothing. Water may be ineffective on fire, but may be helpful in cooling unburned containers. Do not use a solid water stream as it may scatter and spread fire. If water is used, fog nozzles are preferable.

Hazardous combustion products
: Oxides of carbon, nitrogen, and sulphur. Oxygen Acrid fumes, toxic gases.

Oxidizing properties : None known

SECTION 6 - ACCIDENTAL RELEASE MEASURES

Personal precautions : All persons dealing with clean-up should wear the appropriate protective equipment including self-contained breathing apparatus. Avoid breathing vapors. Wear resistant clothing and boots.

Environmental precautions : Prevent product from entering drains, sewers, waterways and soil.

Spill response/cleanup : Eliminate all ignition sources if safe to do so. Ventilate area of release. Use only non-sparking tools and equipment in the clean-up process. Contain and absorb spilled liquid with non-combustible, inert absorbent material (e.g. sand), then place absorbent material into a container for later disposal (see Section 13).

Containment : Should not be released into the environment. Recover free liquid or cover with inert absorbent material and place into appropriate container for disposal.

SECTION 7 - HANDLING AND STORAGE

Safe Handling procedures : Use with adequate ventilation. Avoid breathing vapor or mist. Avoid contact with skin and eyes. Wash hands thoroughly after using this product, and before eating, drinking or smoking. Avoid breathing of dust created by cutting, sanding, or grinding. Sanding and grinding dusts may be harmful if inhaled. Do not re-use empty containers. Do not puncture container. Keep in properly labeled containers. Wear suitable protective equipment. Do not ingest.

Storage requirements : Store in a cool, dry, well-ventilated area. Keep away from excessive heat, open flames, sparks and other possible sources of ignition. Do not freeze. Keep container tightly closed when not in use. Store in upright position only. Keep out of the reach of children. Empty product containers may contain hazardous product residue.

Incompatible materials : Oxidizing agents Acids and bases Aluminum Ammonium salts Other: magnesium, chlorinated rubber.

Special packaging materials
: Liquid-proof glass, plastic or non-corrodible metal containers are recommended

SECTION 8 - EXPOSURE CONTROLS AND PERSONAL PROTECTION

Ventilation and engineering measures
: Use general or local exhaust ventilation to maintain air concentrations below recommended exposure limits. Use explosion-proof equipment. Discharge exhaust only in area away from ignition sources.

Respiratory protection : Use NIOSH/MSHA approved full-face respirator with an organic vapor cartridge if the recommended exposure limit is exceeded. In order to avoid inhalation of spray-mist and sanding dust, all spraying and sanding must be done wearing adequate respirator. Respirators should be selected based on the form and concentration of contaminants in air, and in accordance with OSHA (29 CFR 1910.134) or CSA Z94.4-02.

Skin protection : Wear impervious gloves, such as neoprene or nitrile rubber.

Eye / face protection : Safety glasses with side-shields or chemical splash goggles.

Other protective equipment

: Emergency showers and eyewash facilities should be nearby. Depending on conditions of use, safety shoes and additional protective clothing may also be necessary

General hygiene considerations

: Wash hands thoroughly after using this product, and before eating, drinking or smoking. Wash hands before breaks and at the end of workday.

SECTION 9 - PHYSICAL AND CHEMICAL PROPERTIES

Physical state : Liquid.

Appearance : Liquid in multiple colors.

Odor : Not available.

Odor threshold : Not available.

pH : Not available.

Boiling point : 100 °C (No. 5992)
100 - 187.2 °C (No.5968, 5972, 5991, 5994, 5997)
100 - 165°C (No.5973)
100 - 245.6 (No.5981)
100-190 (Nos. 5974, 5976)

Specific gravity : 1.0-1.4

Melting/Freezing point : Not available.

Coefficient of water/oil distribution : Not available.

Vapor pressure (mmHg @ 20° C / 68° F) : 0.6 -760
0.06 - 760 (No.5981)
760 (No.5983)
0.2 -760 (No.5990)
17 (Nos. 5976, 5974, 5992)

Solubility in water : Soluble

Vapor density (Air = 1) : Heavier than air

Evaporation rate (n-Butyl acetate = 1) : Slower than n-butyl acetate

Volatile organic Compounds (VOC's) (lbs/gal;g/l) : 0.80 -0.85 / 95.00-102.58 (except as noted below)

0.22 (No. 5992)
0.17 / 20.84 (No.5979)
0.36 / 44.15 (No.5990)
0.77 / 92.46 (No.6001)
0.93 / 111.27 (No.6002)
1.04 / 125.59 (No.5980)
1.05 / 126.3 (No.5987)
1.12 - 1.18 / 134.42 - 142.59 (No.5968, 5981, 5986)
1.21 / 145.51 (No.5994)
1.31 / 157.86 (No.5972)

Volatiles (% by weight) : 61.17 (except as noted below)

47.31 (No.5971)
65.03 (No.5977)
52.3 (No. 5980)
53.92 (No.5982)
59.57 (No.5983)
50.65 (No.5985)
63.29 (No.5986)
57.65 (No.5988)
61.97 (No.5993)
61.73 (No.5996)
53.95 (No.5997)
55.48 (No. 5998)
47.72 (No.6001-6003)
60.52 (No. 5974)
60.87 (No. 5976)
50.66 (No. 5992)

Viscosity : Not available.

Special Remarks On Fire Hazards

: Not flammable under normal conditions of use. This product will not burn, due to its water content. May spatter if the temperature exceeds the boiling point. Vapors may irritate eyes. May irritate skin.

SECTION 10 - REACTIVITY AND STABILITY DATA

Stability and reactivity : Stable under normal conditions.

Rosco Laboratories Inc.
52 Harbor View Avenue
Stamford, CT, United States, 06902
Phone: (203) 708 8900

Hazardous polymerization : Will not occur.

Conditions to avoid : High temperatures Keep away from excessive heat, open flames, sparks and other possible sources of ignition Oxidizing agents Do not freeze.

Materials To Avoid And Incompatibility

: See Section 7 (Handling and Storage) section for further details.

Hazardous decomposition products

: See hazardous combustion products.

SECTION 11 - TOXICOLOGICAL INFORMATION

Ingredients	LC_{50}(4hr) inh. rat	LD_{50} oral	LD_{50} dermal
Supersaturated - Brilliant Red			
Silica, crystalline quartz, respirable dust	N/Av	500 mg/kg	N/Av
Supersaturated - Paynes Gray			
Iron oxide red	N/Av	>10000 mg/kg	N/Av
Supersaturated - Paynes Gray **Supersaturated - Imperial Green**			
Carbon black	450 ppm/4H (rat)	470 mg/kg (rat); 320 mg/kg (rabbit)	400 mg/kg (rabbit)
Supersaturated Base - Velour Black			
Silica, crystalline-cristobalite	N/Av	N/Av	N/Av
Supersaturated Burnt Umber			
Manganese dioxide	N/Av	3478 mg/kg (rat)	N/Av
Supersaturated Chrome Green			
Chrome oxide	N/Av	N/Av	N/Av
Supersaturated Chrome Yellow			
Silica, crystalline-cristobalite	N/Av	N/Av	N/Av
Glycol ether	N/Av	12,565 mg/kg (rat)	11,890 mg/kg (rabbit)
Supersaturated Green Shoe Blue, Supersaturated Emerald Green, Supersaturated Navy Blue, Supersaturated Grass Green			
Propylene glycol	N/Av	20,000 mg/kg (rat)	20,800 mg/kg (rabbit)
Supersaturated Hunter Green			
Silica, crystalline-cristobalite	N/Av	N/Av	N/Av
Supersaturated Lemon Yellow, Supersaturated Van Dyke Brown, Supersaturated Base - Neutral			
Silica, crystalline-quartz	N/Av	N/Av	N/Av
Supersaturated Phthalo Green			
1-Propanol, 2-amino-2-methyl-	N/Av	N/Av	N/Av
Supersaturated White			
No hazardous ingredients	N/Av	N/Av	N/Av

Toxicological data : Low order of toxicity for normal industrial handling

Carcinogenic status : Contains crystalline silica. Crystalline silica is classified as carcinogenic by IARC (Group 1), the ACGIH (Category A2) and the NTP (Group 1 - Known human carcinogen). Contains crystalline silica; prolonged exposure by inhalation of particles can cause serious lung damage, including silicosis. Crystalline Silica has been classified as a carcinogen in dry powder form only. Exposure to respirable silica is not possible under normal conditions of use.
Nos. 5974, 5992, 5997, 6003: This product contains Carbon black, an IARC Group 2B carcinogen.

Reproductive effects : Not expected to have other reproductive effects.

Teratogenicity : Not expected to be a teratogen.

Mutagenicity : Nos. 5974, 5992, 5997, 6003: Contains Carbon black. Carbon black is suspected of causing mutations in non-reproductive cells, based on animal data.

Reproductive Effects : Not expected to have other reproductive effects.

Irritancy : Eyes, skin, respiratory system and digestive system.

Sensitization to material : Contains a chemical or chemicals which may cause skin sensitization. This product contains: Propylene glycol (No.5997, 5968, 5972, 5981, 5894); Chromium oxide (No.5971).

Synergistic materials : None reported by the manufacturer.

SECTION 12 - ECOLOGICAL INFORMATION

Environmental effects : None known or reported by the manufacturer.

Important environmental characteristics : None known or reported by the manufacturer.

Ecotoxicological : No data is available on the product itself.

SECTION 13 - DISPOSAL CONSIDERATIONS

Handling for Disposal : See Section 7 (Handling and Storage) section for further details.

Methods of Disposal : Dispose in accordance with all applicable federal, state, provincial and local regulations. Contact your local, state, provincial or federal environmental agency for specific rules. Do not puncture or incinerate. Contact waste disposal services.

SECTION 14 - TRANSPORTATION INFORMATION

Regulatory Information	UN Number	Shipping Name	Class	Packing Group	Label
TDG	None	Not regulated.	Not regulated.	-None-	
TDG Additional information	None.				
49CFR/DOT	None	Not regulated.	Not regulated.	-None-	
49CFR/DOT Additional information	None.				
ICAO/IATA	None	Not regulated.	Not regulated.	-None-	
ICAO/IATA Additional information	None.				
IMDG	None	Not regulated.	Not regulated.	-None-	

IMDG Additional information None.

SECTION 15 - REGULATORY INFORMATION

US Federal Information:
All ingredients are listed on the TSCA Inventory, or are exempted materials.
SARA Section 313: This material is not subject to SARA notification requirements, since it does not contain any Toxic Chemical Constituents above de minimus concentrations.

US State Right to Know Laws:
California Proposition 65: This product contains a chemical known to the State of California to cause cancer and/or reproductive harm. This product contains: Crystalline, silica. Carbon black is listed when found in unbound, airborne particles of respirable size. (No.5997)

Canadian Regulations:
Canadian Environmental Protection Act (CEPA): All ingredients are listed on the DSL, or are exempted materials.
Canadian WHMIS Classification: D2A, D2B; D2B (No.6002).
This product has been classified according to the hazard criteria of the CPR and the MSDS contains all of the information required by the CPR.

SECTION 16 - OTHER INFORMATION

Legend : ACGIH: American Conference of Governmental Industrial Hygienists
IARC: International Agency for Research on Cancer
N/Ap: not applicable
N/Av: not available
NIOSH: National Institute of Occupational Safety and Health
NTP: National Toxicology Program
OSHA: Occupational Safety and Health Administration

References : Information obtained from sources including original supplier's Material Safety Data Sheet, and references including RTECS and CCOHS Cheminfo.

Prepared for:
Rosco Laboratories Inc.
52 Harbor View Avenue
Stamford, CT, United States
06902
Telephone: (203) 708 8900
http://http://www.rosco.com/

Prepared by:
ICC The Compliance Center Inc.
Canada: 1-888-977-4634
USA: 1-888-442-9628
http://www.thecompliancecenter.com

The Compliance Center Inc.
HAZARDOUS MATERIALS REGULATIONS SPECIALISTS

DISCLAIMER OF LIABILITY

Every effort has been made to ensure that the safety information on this sheet is accurate, but because Rosco Laboratories, Inc has no control over the conditions under which the product will be used, liability is limited exclusively to replacement or refund of the purchase price of this product. Except as stated herein, there are no express or implied warranties, including implied warranties of merchantability or fitness for a particular purpose. Rosco Laboratories, Inc. assumes no liability for injury or incidental or consequential damages arising out of storage, handling or use of this product.

Preparation Date: March 1, 2008
MSDS Reviewed Date: February 12, 2009

Revision No. : 2
Revision Information : Added 5974, 5976, 5992.

END OF DOCUMENT

MATERIAL SAFETY DATA SHEET

SECTION 1 - PRODUCT AND COMPANY IDENTIFICATION

Product Name : **SUPERSATURATED**
Supersaturated Turquoise
Product Use : Paint
Chemical Family : Mixture
Supplier's name and address:

Rosco Laboratories Inc.
52 Harbor View Avenue
Stamford, CT, United States
06902

24 Hr. Emergency Tel # : (800) 424-9300

HMIS Rating : *- Chronic hazard 0 - Minimal 1 - Slight 2 - Moderate 3 - Serious 4 - Severe

Health: * 1 *Flammability:* 1 *Reactivity:* 0

WHMIS Classes:



TOXIC

SECTION 2 - COMPOSITION/INFORMATION ON INGREDIENTS

Ingredients	CAS #	% (weight)	ACGIH TLV TWA	ACGIH TLV STEL	OSHA PEL PEL	OSHA PEL STEL
2-Butoxyethanol	111-76-2	1.0 - 5.0	20 ppm	N/Av	50 ppm (240 mg/m3) (skin)	N/Av
Silica, crystalline-quartz	14808-60-7	0.1 - 1.0	0.025 mg/m3	N/Av	(10)/(%SiO2 + 2) mg/m3	N/Av
Silica, crystalline-cristobalite	14464-46-1	1.0 - 5.0	0.025 mg/m3	N/Av	N/Av	N/Av
Propylene glycol	57-55-6	1.0 - 5.0	N/Av	N/Av	N/Av	N/Av

SECTION 3 - HAZARDS IDENTIFICATION

EMERGENCY OVERVIEW

Liquid. Color as per product name. Irritating to eyes, respiratory system and skin. Harmful if inhaled or swallowed. Contains material which can cause cancer.

POTENTIAL HEALTH EFFECTS

Target organs : None reported by the manufacturer.
Routes of exposure : *Inhalation:* YES *Skin Absorption:* YES *Skin & Eyes:* YES *Ingestion:* YES
Potential acute health effects :

Eyes: Causes eye irritation. May cause conjunctivitis, irritation, and inflammation of mucous membranes. May cause burning sensation, redness and tearing (watering). Possible severe irritation.

Skin: Irritating to skin. Possible irritation, defatting or dermatitis (rash). Components of the product may be absorbed into the body through the skin. May cause central nervous system depression.

Inhalation: Can cause irritation of the respiratory tract. Prolonged exposure to vapors may be harmful to health. If higher concentrations are inhaled, additional symptoms may include coughing, shortness of breath, headache, nausea, vomiting, dizziness, drowsiness and other central nervous system effects. May cause mucous membrane irritation. Other adverse effects: Asphyxia. Severe lung irritation or lung damage, loss of appetite. Sanding and grinding dusts may be harmful if inhaled. Contains particles which may cause lung damage if inhaled in large quantities. Very toxic in particulate form upon inhalation.

Ingestion: Lung aspiration hazard. This product may be aspirated (inhaled) into the lungs during ingestion. May cause lung inflammation. May cause mucous membrane irritation. Ingestion may cause symptoms similar to inhalation. May cause gastrointestinal irritation. Gastrointestinal irritation may include abdominal pain, nausea, diarrhea and vomiting. Other adverse effects: intoxication. May cause central nervous system depression.

Potential chronic health effects

: Prolonged skin contact may defat the skin and produce dermatitis. May cause allergic skin reaction. Harmful by skin absorption. May cause central nervous system depression. Prolonged inhalation of vapors may cause lung damage, including chronic bronchitis. Contains crystalline silica; prolonged exposure by inhalation of particles can cause serious lung damage, including silicosis. Contains a chemical which may cause kidney damage. This product contains: 2-butoxyethanol

Medical conditions aggravated by overexposure

: None expected, when used as intended.

Additional health hazards : Exposure to respirable silica is not possible under normal conditions of use. Crystalline Silica has been classified as a carcinogen in dry powder form only

Potential environmental effects

: None reported by the manufacturer.

SECTION 4 - FIRST AID MEASURES

Inhalation : If breathed in, move person into fresh air. If breathing has stopped, give artificial respiration. If breathing is difficult, give oxygen by qualified medical personnel only. Seek immediate medical attention/advice.

Skin contact : Flush with plenty of water. Wash off with soap and plenty of water. Remove and wash contaminated clothing before re-use. If irritation persists, seek prompt medical attention.

Eye contact : Rinse immediately with plenty of water, also under the eyelids, for at least 15 minutes. If irritation persists, seek prompt medical attention.

Ingestion : Call a physician or Poison Control Centre immediately. Do NOT induce vomiting. Guard against aspiration into lungs by having the individual turn on their left side.

Notes For Physician : Treat symptomatically.

SECTION 5 - FIRE FIGHTING MEASURES

Fire hazards/conditions of flammability

: Not flammable under normal conditions of handling. This product will not burn, due to its water content.

Flammability classification (OSHA 29 CFR 1910.1200)

: OSHA Combustible Liquid IIIB.

Flash point : Not applicable.

Flash point Method : Not applicable. **Auto-ignition temperature** : Not available.

Lower flammable limit (% by vol.) **Upper flammable limit (% by vol.)**

: Not applicable : Not applicable

Suitable extinguishing media

: Dry chemical, foam, carbon dioxide and water fog.

Explosion data: Sensitivity to mechanical impact / static discharge

: Not expected to be sensitive to mechanical impact or static discharge.

Special fire-fighting procedures/equipment

: Firefighters should wear an approved full-face, self-contained breathing apparatus (SCBA) and impervious clothing. Water may be ineffective on fire, but may be helpful in cooling unburned containers. Do not use a solid water stream as it may scatter and spread fire. If water is used, fog nozzles are preferable.

Hazardous combustion products

: Oxides of carbon, nitrogen, and sulphur. Oxygen. Acrid fumes, toxic gases.

Rosco Laboratories Inc.
52 Harbor View Avenue
Stamford, CT, USA, 06902
Phone: (203) 708 8900

Oxidizing properties : None expected.

SECTION 6 - ACCIDENTAL RELEASE MEASURES

Personal precautions : All persons dealing with clean-up should wear the appropriate protective equipment including self-contained breathing apparatus. Avoid breathing vapors. Wear resistant clothing and boots.

Environmental precautions : Prevent product from entering drains, sewers, waterways and soil.

Spill response/cleanup : Eliminate all ignition sources if safe to do so. Ventilate area of release. Use only non-sparking tools and equipment in the clean-up process. Contain and absorb spilled liquid with non-combustible, inert absorbent material (e.g. sand), then place absorbent material into a container for later disposal (see Section 13).

Containment : Should not be released into the environment. Recover free liquid or cover with inert absorbent material and place into appropriate container for disposal.

SECTION 7 - HANDLING AND STORAGE

Safe Handling procedures : Use with adequate ventilation. Avoid breathing vapor or mist. Avoid contact with skin and eyes. Wash hands thoroughly after using this product, and before eating, drinking or smoking. Avoid breathing of dust created by cutting, sanding, or grinding. Sanding and grinding dusts may be harmful if inhaled. Do not re-use empty containers. Do not puncture container. Keep in properly labeled containers. Wear suitable protective equipment. Do not ingest.

Storage requirements : Store in a cool, dry, well-ventilated area. Keep away from excessive heat, open flames, sparks and other possible sources of ignition. Do not freeze. Keep container tightly closed when not in use. Store in upright position only. Keep out of the reach of children. Empty product containers may contain hazardous product residue.

Incompatible materials : Oxidizing agents. Acids and bases. Aluminum. Ammonium salts. Other: magnesium, chlorinated rubber.

Special packaging materials

: Liquid-proof glass, plastic or non-corrodible metal containers are recommended.

SECTION 8 - EXPOSURE CONTROLS AND PERSONAL PROTECTION

Ventilation and engineering measures

: Use general or local exhaust ventilation to maintain air concentrations below recommended exposure limits. Use explosion-proof equipment. Discharge exhaust only in area away from ignition sources.

Respiratory protection : Use NIOSH/MSHA approved full-face respirator with an organic vapor cartridge if the recommended exposure limit is exceeded. In order to avoid inhalation of spray-mist and sanding dust, all spraying and sanding must be done wearing adequate respirator. Respirators should be selected based on the form and concentration of contaminants in air, and in accordance with OSHA (29 CFR 1910.134) or CSA Z94.4-02.

Skin protection : Gloves impervious to the material are recommended.

Eye / face protection : Safety glasses with side-shields or chemical splash goggles.

Other protective equipment

: Emergency showers and eyewash facilities should be nearby. Depending on conditions of use, safety shoes and additional protective clothing may also be necessary.

General hygiene considerations

: Wash hands thoroughly after using this product, and before eating, drinking or smoking. Wash hands before breaks and at the end of workday.

SECTION 9 - PHYSICAL AND CHEMICAL PROPERTIES

Physical state	: Liquid.	**Appearance**	: Color as per product name
Odor	: Not available.	**Odor threshold**	: Not available.
pH	: Not available.		
Boiling point	: 168.3 - 187.2 °C	**Specific gravity**	: 1.0-1.4
Melting/Freezing point	: Not available.	**Coefficient of water/oil distribution**	

: Not available.

Vapor pressure (mmHg @ 20° C / 68° F) : 0.6 -760

Solubility in water : Soluble

Vapor density (Air = 1) : Heavier than air.

Evaporation rate (n-Butyl acetate = 1) : Slower than n-butyl acetate

Volatile organic Compounds (VOC's) (lbs/gal;g/l) : 1.52 / 182.73

Volatiles (% by weight) : 61.17

Viscosity : Not available.

Special Remarks On Fire Hazards

: Not flammable under normal conditions of use. This product will not burn, due to its water content. May spatter if the temperature exceeds the boiling point. Vapors may irritate eyes. May irritate skin.

SECTION 10 - REACTIVITY AND STABILITY DATA

Stability and reactivity : Stable under normal conditions.

Hazardous polymerization : Will not occur.

Conditions to avoid : High temperatures. Keep away from excessive heat, open flames, sparks and other possible sources of ignition. Oxidizing agents. Do not freeze.

Materials To Avoid And Incompatibility

: See Section 7 (Handling and Storage) section for further details.

Hazardous decomposition products

: See hazardous combustion products

SECTION 11 - TOXICOLOGICAL INFORMATION

Ingredients	LC_{50}(4hr) inh, rat	LD_{50} oral	LD_{50} dermal
2-Butoxyethanol	450 ppm/4H (rat)	470 mg/kg (rat); 320 mg/kg (rabbit)	400 mg/kg (rabbit)
Silica, crystalline-quartz	N/Av	N/Av	N/Av
Silica, crystalline-cristobalite	N/Av	N/Av	N/Av
Propylene glycol	N/Av	20,000 mg/kg (rat)	20,800 mg/kg (rabbit)

Toxicological data : Low order of toxicity for normal industrial handling.

Carcinogenic status : Contains Crystalline silica. Crystalline silica is classified as carcinogenic by IARC (Group 1), the ACGIH (Category A2) and the NTP (Group 1 - Known human carcinogen). Contains crystalline silica; prolonged exposure by inhalation of particles can cause serious lung damage, including silicosis. Crystalline Silica has been classified as a carcinogen in dry powder form only. Exposure to respirable silica is not possible under normal conditions of use.
Contains 2-Butoxyethanol. 2-Butoxyethanol is classified as a confirmed animal carcinogen by ACGIH (Group A3).

Reproductive effects : Not expected to have other reproductive effects.

Teratogenicity : Not expected to be a teratogen.

Mutagenicity : Not expected to be mutagenic in humans.

Reproductive Effects : Not expected to have other reproductive effects.

Irritancy : Eyes, skin, respiratory system and digestive system.

Sensitization to material : Contains a chemical or chemicals which may cause skin sensitization. This product contains: Propylene glycol.

Synergistic materials : None reported by the manufacturer.

SECTION 12 - ECOLOGICAL INFORMATION

Environmental effects : None known or reported by the manufacturer

Rosco Laboratories Inc.
52 Harbor View Avenue
Stamford, CT, USA, 06902
Phone: (203) 708 8900

Important environmental characteristics

: None known or reported by the manufacturer

Ecotoxicological : No data is available on the product itself.

SECTION 13 - DISPOSAL CONSIDERATIONS

Handling for Disposal : See Section 7 (Handling and Storage) section for further details.

Methods of Disposal : Dispose in accordance with all applicable federal, state, provincial and local regulations. Contact your local, state, provincial or federal environmental agency for specific rules. Do not puncture or incinerate. Contact waste disposal services.

SECTION 14 - TRANSPORTATION INFORMATION

Regulatory Information	UN Number	Shipping Name	Class	Packing Group	Label
TDG	None	Not regulated.	Not regulated	-None-	
TDG Additional information	None.				
49CFR/DOT	None	Not regulated.	Not regulated	-None-	
49CFR/DOT Additional information	None.				
ICAO/IATA	None	Not regulated.	Not regulated	-None-	
ICAO/IATA Additional information	None.				
IMDG	None	Not regulated.	Not regulated	-None-	
IMDG Additional information	None.				

SECTION 15 - REGULATORY INFORMATION

US Federal Information:

All ingredients are listed on the TSCA Inventory, or are exempted materials
SARA Section 313: This material is not subject to SARA notification requirements, since it does not contain any Toxic Chemical Constituents above de minimus concentrations.

US State Right to Know Laws:

California Proposition 65: This product contains a chemical known to the State of California to cause cancer and/or reproductive harm. This product contains: Crystalline, silica.

Canadian Regulations:

Canadian Environmental Protection Act (CEPA): All ingredients are listed on the DSL, or are exempted materials.
Canadian WHMIS Classification: D1A, D2A, D2B.
This product has been classified according to the hazard criteria of the CPR and the MSDS contains all of the information required by the CPR.

SECTION 16 - OTHER INFORMATION

Legend : ACGIH: American Conference of Governmental Industrial Hygienists
IARC: International Agency for Research on Cancer
N/Ap: not applicable
N/Av: not available
NIOSH: National Institute of Occupational Safety and Health
NTP: National Toxicology Program
OSHA: Occupational Safety and Health Administration

References : Information obtained from sources including original supplier's Material Safety Data Sheet, and references including RTECS and CCOHS Cheminfo.

Prepared for: Rosco Laboratories Inc. 52 Harbor View Avenue Stamford, CT, USA, 06902 Phone: (203) 708 8900 http://http://www.rosco.com/	rosco
Prepared by: ICC The Compliance Center Inc. **Canada: 1-888-977-4834** **USA: 1-888-442-9628** http://www.thecompliancecenter.com	The Compliance Center Inc.

DISCLAIMER OF LIABILITY

Every effort has been made to ensure that the safety information on this sheet is accurate, but because Rosco Laboratories, Inc. has no control over the conditions under which the product will be used, liability is limited exclusively to replacement or refund of the purchase price of this product. Except as stated herein, there are no express or implied warranties, including implied warranties of merchantability or fitness for a particular purpose. Rosco Laboratories, Inc. assumes no liability for injury or incidental or consequential damages arising out of storage, handling or use of this product.

Preparation Date: : January 3, 2007 **MSDS Reviewed Date:** February 12, 2009

END OF DOCUMENT

MATERIAL SAFETY DATA SHEET

Olympic Black

SECTION 1 - PRODUCT AND COMPANY INFORMATION

PPG Industries, Inc.
One PPG Place
Pittsburgh, PA 15272

EMERGENCY PHONE NUMBERS (24 hours/day): **(412) 434-4515 (U.S.)**
(514) 645-1320 (Canada)
01-800-00-21-400 (Mexico)
0532-83889090 (China)

TECHNICAL INFORMATION: 1-800-441-9695 (8:00 am to 5:00 pm EST)

PRODUCT SAFETY/MSDS INFORMATION: (412) 492-5555 7:00 a.m. - 4:30 p.m. EST

Product ID: 72015 (0822)
PRODUCT NAME: PREMIUM INTERIOR LATEX FL
SYNONYMS: None
ISSUE DATE: 11/09/2006
EDITION NO.: 8
CHEMICAL FAMILY: Polyvinyl Acetate

EMERGENCY OVERVIEW:

CAUSES EYE IRRITATION. MAY CAUSE SLIGHT SKIN IRRITATION. VAPOR AND/OR SPRAY MIST MAY BE HARMFUL IF INHALED.MAY BE HARMFUL IF SWALLOWED. This product is not expected to present any unusual hazards under fire or spill conditions. Read entire MSDS before use.

SECTION 2 - COMPOSITION INFORMATION

The following ingredient(s) marked with an "x" are considered hazardous under applicable U.S. OSHA and/or Canadian WHMIS regulations. If no ingredients are listed, then there are no U.S. OSHA and/or Canadian WHMIS hazardous ingredients in this product.

Material/ CAS Number	Percent	Hazardous	
CALCIUM CARBONATE 1317-65-3	10 - 30	X	
CARBON BLACK 1333-86-4	1 - 5	X	
SILICA CRISTOBALLITE 14464-46-1	0.1-1.0	X	
(As Silica, crystalline and Quartz) 14464-46-1	*	X	See Sections 8 and 15 for information.

SECTION 3 - HAZARDS IDENTIFICATION

ACUTE OVEREXPOSURE EFFECTS

EYE CONTACT:
Causes eye irritation. Redness, itching, burning sensation and visual disturbances may indicate excessive eye contact.
SKIN CONTACT:
May cause slight skin irritation. Dryness, itching, cracking, burning, redness, and swelling are conditions associated with excessive skin contact.
SKIN ABSORPTION:
Skin absorption not expected to occur.
INHALATION:
Vapor and/or spray mist may be harmful if inhaled.
INGESTION:
May be harmful if swallowed.
SIGNS & SYMPTOMS OF OVEREXPOSURE:
Dryness, itching, cracking, burning, redness, and swelling are conditions associated with excessive skin contact.
MEDICAL CONDITIONS AGGRAVATED BY EXPOSURE: Not applicable.
CHRONIC OVEREXPOSURE EFFECTS
Avoid long-term and repeated contact.
This product contains crystalline silica which has been classified as a human carcinogen by IARC. Long-term exposures may also lead to a disabling lung condition known as silicosis. The risk depends on the duration and level of exposure to dust from sanding surfaces or mist from spray applications. Use of appropriate personal protective equipment and/or engineering controls should be employed whenever these types of operations are being performed.
The effects of long-term, low level exposures to this product have not been determined. Safe handling of this material on a long-term basis should emphasize the prevention of all contact with this material to avoid any effects from repetitive acute exposures. See Section 11, of this MSDS for a detailed list of chronic health effects information available on individual ingredients in this product.

SECTION 4 - FIRST AID MEASURES

If ingestion, irritation, any type of overexposure or symptoms of overexposure occur during or persists after use of this product, contact a POISON CONTROL CENTER, EMERGENCY ROOM OR PHYSICIAN immediately; have Material Safety Data Sheet information available.
EYE CONTACT:
Remove contact lens and pour a gentle stream of warm water through the affected eye for at least 15 minutes. If irritation persists, contact a poison control center, emergency room, or physician as further treatment may be necessary.
SKIN CONTACT:
Run a gentle stream of water over the affected area for 15 minutes. A mild soap may be used if available. If any symptoms persist, contact a poison control center, emergency room, or physician as further treatment may be necessary.
INHALATION:
Remove from area to fresh air. If symptomatic, contact a poison control center, emergency room or physician for treatment information.
INGESTION:
Gently wipe or rinse the inside of the mouth with water. Sips of water may be given. Never give anything by mouth to an unconscious person. Contact a poison control center, emergency room or physician right away as further treatment may be necessary.

SECTION 5 - FIRE FIGHTING MEASURES

FLAMMABLE PROPERTIES
FLASHPOINT: >200 Degrees F (> 93 Degrees C)
FLASHPOINT TEST METHOD:
Pensky-Martens Closed Cup
UEL: Not Available.
LEL: Not Available.
AUTOIGNITION TEMPERATURE:
Not Available.
EXTINGUISHING MEDIA:
Use National Fire Protection Association (NFPA) Class B extinguishers (carbon dioxide, dry chemical or universal aqueous film forming foam) designed to extinguish NFPA Class IIIB combustible liquid fires.
PROTECTION OF FIREFIGHTERS:
Water spray may be ineffective. Water spray may be used to cool closed containers that are exposed to extreme heat. If water is used, fog nozzles are preferable. Firefighters should wear self-contained breathing apparatus and full protective clothing.
UNUSUAL FIRE AND EXPLOSION HAZARDS:
Closed containers may explode or burst (due to the build-up of steam pressure) when exposed to extreme heat. May produce hazardous decomposition products when exposed to extreme heat. Extreme heat includes, but is not limited to, flame cutting, brazing, and welding.

SECTION 6 - ACCIDENTAL RELEASE MEASURE

STEPS TO BE TAKEN IF MATERIAL IS RELEASED OR SPILLED:
Provide maximum ventilation. Only personnel equipped with proper respiratory, skin, and eye protection should be permitted in the area. Remove all sources of ignition. Take up spilled material with sand, vermiculite, or other noncombustible absorbent material and place in clean, empty containers for disposal. Only the spilled material and the absorbant should be placed in this container.

SECTION 7 - HANDLING AND STORAGE

PRECAUTIONS TO BE TAKEN DURING HANDLING AND STORAGE:
If this material is part of a multiple component system, read the Material Safety Data Sheet(s) for the other component or components before blending as the resulting mixture may have the hazards of all of its parts.
STORAGE:
Protect from freezing.

SECTION 8 - EXPOSURE CONTROLS & PERSONAL PROTECTION

ENGINEERING CONTROLS:
Provide general dilution or local exhaust ventilation in volume and pattern to keep the concentration of ingredients listed in Section 8 below the lowest suggested exposure limits, the LEL below the stated limit, and to remove decomposition products during welding or flame cutting.

PERSONAL PROTECTIVE EQUIPMENT
EYES:
Wear safety glasses with side shields.
SKIN/GLOVES:
Wear protective clothing. Gloves should be constructed of: neoprene rubber or nitrile rubber. No specific permeation/degradation testing have been done on protective clothing for this product. Recommendations for skin protection are based on infrequent contact with this product. For frequent contact or total immersion, contact a manufacturer of protective clothing for appropriate chemical impervious equipment. Clean contaminated clothing and shoes.
RESPIRATOR:
Where ventilation is inadequate, use a NIOSH- approved air purifying respirator with the appropriate chemical cartridges or positive- pressure, air-supplied respirator. Read the respirator manufacturer's instructions and literature carefully to determine the type of airborne contaminants against which the respirator is effective, its limitations, and how it is to be properly fitted and used. Provide general dilution or local exhaust ventilation in volume and pattern to keep the concentration of ingredients listed in Section 2 below the lowest suggested exposure limits, the LEL below the stated limit, and to remove decomposition products during welding or flame cutting.
GENERAL HYGIENE - ESTABLISHED EXPOSURE LIMITS
If Threshold Limit Values (TLVs) have been established by ACGIH, OSHA, Ontario or PPG, they will be listed below. These limits are intended for use in the practice of industrial hygiene as guidelines or recommendations in the control of potential workplace health hazards. These limits are not a relative index of toxicity and should not be used by anyone without industrial hygiene training.

Material/ CAS Number	Percent	ACGIH TLV	ACGIH STEL	OSHA PEL	OSHA STEL
CALCIUM CARBONATE 1317-65-3	10 - 30	Not established	Not established	R- 5 mg/m³	Not established
CARBON BLACK 1333-86-4	1 - 5	3.5 mg/m³	Not established	3.5 mg/m³	Not established
SILICA CRISTOBALLITE 14464-46-1	0.1-1.0	R- 0.025 MG/m³	Not established	R- 0.05 mg/m³	Not established

Material/ CAS Number	Percent	Ontario TWA	Ontario STEL	PPG IPEL	PPG STEL
CALCIUM CARBONATE 1317-65-3	10 - 30	10 MG/m³	Not established	Not established	Not established
CARBON BLACK 1333-86-4	1 - 5	3.5 mg/m³	Not established	Not established	Not established
SILICA CRISTOBALLITE 14464-46-1	0.1-1.0	0.05 MG/m³	Not established	Not established	Not established

Key: ACGIH=American Conference of Governmental Industrial Hygienists; OSHA=Occupational Safety and Health Administration; TLV=Threshold Limit Value; TWA=Time Weighted Average; PEL=Permissible Exposure Limit (1989 Vacated values); IPEL=Internal Permissible Exposure Limit; Ceiling=TLV or PEL Ceiling Limit; STEL=TLV or PEL Short-Term Exposure Limit; Skin= Skin Absorption Designation. [C- Ceiling Limit; S-Potential Skin Absorption; R-Respirable Dust]
Additional Information Not applicable.

SECTION 9 - PHYSICAL & CHEMICAL PROPERTIES

(FORMULA VALUES, NOT SALES SPECIFICATIONS)

SPECIFIC GRAVITY:	1.232
PHYSICAL STATE:	Liquid
Percent Solids:	47.17
Percent Volatile by Volume:	65.160
pH:	Not available.
ODOR THRESHOLD:	Not available.
Vapour Pressure:	17.5 mmHg
ODOR/APPEARANCE:	Viscous liquid with an odor characteristic of the chemical family and any solvents listed in Section 2.
VAPOR DENSITY:	HEAVIER THAN AIR
Evaporation Rate:	36
BOILING POINT OR RANGE:	212 - 387Degrees F
Freezing Point or Range:	Not Applicable.
Melting Point or Range(°C):	Not Applicable.
Partition coefficient (n-octanol/water):	Not Applicable.
WEIGHT PER GALLON:	10.27 (U.S.) / 12.3 (IMPERIAL)

SECTION 10 - STABILITY AND REACTIVITY

STABILITY:
This product is normally stable and will not undergo hazardous reactions.
CONDITIONS TO AVOID:
None Known.
INCOMPATIBLE MATERIALS:
Avoid contact with strong alkalies, strong mineral acids, or strong oxidizing agents.
HAZARDOUS POLYMERIZATION:
None Known.
HAZARDOUS DECOMPOSITION PRODUCTS:
- Carbon monoxide - Carbon dioxide - Acetic acid - Lower molecular weight polymer fractions

SECTION 11 - TOXICOLOGICAL INFORMATION

ACUTE TOXICITY

Material/ CAS Number	Percent	ORAL LD50 (g/kg)	DERMAL LD50 (g/kg)	INHALATION LC50 (mg/l)
CARBON BLACK 1333-86-4	1 - 5	15.40 g/kg	3.00 g/kg	Not Available

CHRONIC TOXICITY

Ingredient Target Organ/Chronic Effects:
- Lung - Carcinogen

Mutagenicity Toxicity:
This has not been tested for this product.
Reproductive Toxicity:
This has not been tested for this product.

SUPPLEMENTAL HEALTH INFORMATION:

Material/ CAS Number	Percent	Ingredient Specific Animal Data:
CARBON BLACK 1333-86-4	1 - 5	This product contains carbon black which has been rated an IARC 2B carcinogen due to animal data.

SECTION 12 - ECOLOGICAL INFORMATION

POTENTIAL ENVIRONMENTAL EFFECTS
Ecotoxicity: No Information Available.

ENVIRONMENTAL FATE
Mobility: No Information available.
Biodegradation: No information available.
Bioaccumulation: No Information Available.

PHYSICAL/CHEMICAL

Hydrolysis: No information available.
Photolysis: No information available.

SECTION 13 - DISPOSAL CONSIDERATIONS

Provide maximum ventilation, only personnel equipped with proper respiratory and skin and eye protection should be permitted in the area. Take up spilled material with sawdust, vermiculite, or other absorbent material and place in containers for disposal.
Waste material must be disposed of in accordance with federal, state, provincial and local environmental control regulations. Empty containers should be recycled by an appropriately licensed reconditioner/salvager or disposed of through a permitted waste management facility. Additional disposal information is contained on the Environmental Data Sheet for this product, which can be obtained from your PPG representative.

SECTION 14 - TRANSPORTATION INFORMATION

Proper Shipping Name: Paint- Non-Regulated Goods
NOS Technical Name: None
Hazard Class: None
Subsidiary Class(es): None
UN Number: None
Packing Group: None

USA - RQ Hazardous Substances: None
USA-RQ Hazardous Substance None
Threshold Ship Weight:
Marine Pollutant Name: None

SECTION 15 - REGULATORY INFORMATION

INVENTORY STATUS
U.S. TSCA: This product and/or all of its components are listed on the U.S. TSCA Inventory or is otherwise exempt from TSCA Inventory reporting requirements.
FEDERAL REGULATIONS
US Regulations

Material/ CAS Number	Percent	CERCLA HS - RQ (LBS)	SARA EHS- TPQ (LBS)	SARA 313
CALCIUM CARBONATE 1317-65-3	10 - 30	Not Listed	Not Listed	Not Listed
CARBON BLACK 1333-86-4	1 - 5	Not Listed	Not Listed	Not Listed
SILICA CRISTOBALLITE 14464-46-1	0.1-1.0	Not Listed	Not Listed	Not Listed

SARA 311/312
Health (acute): No
Health (chronic): Yes
Fire (flammable): No
Pressure: No
Reactivity: No
WHMIS HAZARD CLASS: - Class D, Division 2, Subdivision A

STATE/PROVINCIAL REGULATIONS
CALIFORNIA PROP. 65: WARNING: This product contains a chemical known to the State of California to cause cancer.
Additional Information

Material/ CAS Number	Percent	IARC Group 1(Known Human Carc.)	IARC Group 2A (Probable Carc.)	IARC 2B (Suspected Carc.)	ACGIH Carc.	NTP Known Carc.	OSHA Carc.
CARBON BLACK 1333-86-4	1 - 5	N	N	Y	N	N	Y
SILICA CRISTOBALLITE 14464-46-1	0.1-1.0	Y	N	N	N	N	N

Key: IARC- International Agency on the Research of Cancer; ACGIH- American Conference of Governmental Industrial Hygienists; NTP- National Toxicology Program *Denotes chemical as NTP Known Carcinogen; + Denotes NTP Possible Carcinogen; OSHA- Occupational Safety and Health Administration.

SECTION 16 - OTHER INFORMATION

Hazard Rating Systems
NFPA Rating: 1 10
HMIS Rating: 1*10

Rating System: 0=Minimal, 1=Slight, 2=Moderate, 3=Serious, 4=Severe, *=Chronic Effects.

HMIS=Hazardous Materials Identification System; NFPA=National Fire Protection Association;

Safe handling of this product requires that all of the information on the MSDS be evaluated for specific work environments and conditions of use.

PREPARED BY: Product Safety Department
REASON FOR REVISION: Section 9 has been updated.
Updated MSDS
format.

This Material Safety Data Sheet has been prepared in accordance with Canada's Workplace Hazardous Materials Information System (WHMIS) and the OSHA Hazard Communication Standard (29 CFR 1910.1200), the supplier notification requirements of SARA Title III, Section 313 and other applicable right-to-know regulations.
Additional environmental information is contained on the Environmental Data Sheet for this product, which can be obtained from your PPG representative.
72015 000011 (00432781.001)(11/08/06)
061108, 000, 0822

*** END OF MSDS ***

MATERIAL SAFETY DATA SHEET

COATINGS AND RESINS GROUP

PPG Industries, Inc.

SECTION 1 - CHEMICAL, PRODUCT, AND COMPANY INFORMATION

PRODUCT CODE/IDENTITY: 78010

PRODUCT TRADE NAME: OLYMPIC FASTHIDE INT FLAT WHITE

REVISION DATE: 07/13/00 (000) 0822

CUSTOMER PART #/NAME: Not applicable

CHEMICAL FAMILY: Polyvinyl Acetate

EMERGENCY MEDICAL/SPILL INFO: (304) 843-1300 (U.S.) 91-800-00-214 (MEXICO)

TECHNICAL INFORMATION: 1-800-441-9695

PRODUCT SAFETY/MSDS INFORMATION: 4325 ROSANNA DRIVE, P.O. BOX 9 ALLISON PARK, PA 15101 (412) 492-5555

DATE OF MSDS PREPARATION: 09/11/00

PRIMARY HAZARD WARNING

May be harmful if swallowed. May cause slight skin irritation. Causes eye irritation. Vapor and/or spray mist may be harmful if inhaled.

THIS MATERIAL SAFETY DATA SHEET HAS BEEN PREPARED IN ACCORDANCE WITH THE OSHA HAZARD COMMUNICATION STANDARD (29 CFR 1910.1200), THE SUPPLIER NOTIFICATION REQUIREMENTS OF SARA TITLE III, SECTION 313, AND OTHER APPLICABLE RIGHT-TO-KNOW REGULATIONS.

SECTION 2 - COMPOSITION/INFORMATION ON INGREDIENTS

REF	HAZARDOUS INGREDIENTS	PERCENT	CAS NUMBER	CARCINOGEN*
01	ALUMINUM SILICATE	10- <20	1332-58-7	
02	TITANIUM DIOXIDE	1 - <5	13463-67-7	
03	QUARTZ	0.1- <1	14808-60-7	I N O
04	COATED CALCIUM CARBONATE	10- <20	471-34-1	
05	DIATOMACEOUS EARTH	1 - <5	61790-53-2	

* Carcinogens: O=OSHA; A=ACGIH; N=NTP; I=IARC

SARA TITLE III & CERCLA CLASSIFICATIONS

REF	SARA 102 RQ (LBS)	SARA 302 TPQ (LBS)	SARA 313	SARA 311/312 AC	CH	FL	PR	RE
01	NOT ESTAB	NOT ESTAB	N	N	N	N	N	N
02	NOT ESTAB	NOT ESTAB	N	N	N	N	N	N
03	NOT ESTAB	NOT ESTAB	N	N	Y	N	N	N
04	NOT ESTAB	NOT ESTAB	N	N	N	N	N	N
05	NOT ESTAB	NOT ESTAB	N	N	N	N	N	N

SARA 311/312 CATEGORIES FOR THIS PRODUCT: ACUTE= N, CHRONIC= Y, FLAMMABILITY= N, PRESSURE= N, REACTIVITY= N

OCCUPATIONAL EXPOSURE LIMITS HAVE BEEN ESTABLISHED FOR THE FOLLOWING MATERIALS:

REF	ACGIH TLV-TWA	ACGIH TLV-STEL	U.S. OSHA PEL-TWA	U.S. OSHA PEL-STEL
01	R- 5 mg/m3	NOT ESTAB.	R- 5 mg/m3	NOT ESTAB.
02	10 mg/m3	NOT ESTAB.	10 mg/m3	NOT ESTAB.
03	R- 0.1 mg/m3	NOT ESTAB.	R- 0.1 mg/m3	NOT ESTAB.
04	NOT ESTAB.	NOT ESTAB.	NOT ESTAB.	NOT ESTAB.
05	10 mg/m3	NOT ESTAB.	6 mg/m3	NOT ESTAB.

[C- Ceiling Limit; S- Potential Skin Absorption; R- Respirable Dust] [NOT ESTAB. = NOT ESTABLISHED = NOT APPLICABLE]

PRODUCT STATUS RELATIVE TO THE U.S. EPA TOXIC SUBSTANCES CONTROL ACT

All chemical substances in this product are listed on the U.S. TSCA Inventory or are otherwise exempt from TSCA Inventory reporting requirements.

SECTION 3 - HAZARDS IDENTIFICATION

EFFECTS OF OVEREXPOSURE FROM:

INGESTION: May be harmful if swallowed.

EYE CONTACT: Causes eye irritation.

SKIN CONTACT: May cause slight skin irritation.

INHALATION: Vapor and/or spray mist may be harmful if inhaled.

CHRONIC OVEREXPOSURE: Avoid long-term and repeated contact. This product contains crystalline silica which has been classified as a human carcinogen by IARC. Long-term exposures may also lead to a disabling lung condition known as silicosis. The risk depends on the duration and level of exposure to dust from sanding surfaces or mist from spray applications. Use of appropriate personal protective equipment and/or engineering controls should be employed whenever these types of operations are being performed. This product contains titanium dioxide. Animals inhaling massive quantities of titanium dioxide dust in a long-term study developed lung tumors. Studies with humans involved in manufacture of this pigment indicate no increased risk of cancer from exposure. Potential for inhalation of titanium dioxide dusts from coatings is very limited. Since overexposures are not expected, there is no significant hazard for man.

SIGNS AND SYMPTOMS OF OVEREXPOSURE: Redness, itching, burning sensation and visual disturbances may indicate excessive eye contact. Dryness, itching, cracking, burning, redness, and swelling are conditions associated with excessive skin contact.

MEDICAL CONDITIONS AGGRAVATED BY EXPOSURE: Not applicable.

WARNING: This product contains a chemical known to the State of California to cause cancer.

SECTION 4 - FIRST AID MEASURES

INGESTION: If swallowed, do not induce vomiting. Gently wipe out inside mouth to remove any residual material.

EYE CONTACT: In case of eye contact, remove contact lenses and flush eyes immediately with a gentle stream of luke warm water for at least 15 minutes.

SKIN CONTACT: In case of skin contact, flush immediately with plenty of water for at least 15 minutes followed by washing with soap and water.

INHALATION: If affected by inhalation of vapor or spray mist, remove to fresh air. Apply artificial respiration and other support measures as required.

OTHER: If ingestion, any type of overexposure or symptoms of overexposure occur during or following the use of this product, contact a poison control center, emergency room or physician immediately; have Material Safety Data Sheet information available.

SECTION 5 - FIRE FIGHTING MEASURES

FLASHPOINT: Not applicable

Not applicable N (PENSKY-MARTENS CLOSED CUP) FLAMMABLE LIMITS: Lower explosion limit (LEL):

Not available Upper explosion limit (UEL): Not available

EXTINGUISHING MEDIA: Use extinguishers appropriate for surrounding fire.

UNUSUAL FIRE AND EXPLOSION HAZARDS: Keep this product away from heat, sparks, flame, and other sources of ignition (i.e., pilot lights, electric motors, static electricity). Invisible vapors can travel to a source of ignition and flash back. Do not smoke while using this product. Keep containers tightly closed when not in use. Closed containers may explode when overheated. Do not apply to hot surfaces. Toxic gases may form when this product comes in contact with extreme heat.

SPECIAL FIRE FIGHTING PROCEDURES: Water spray may be ineffective. Water spray may be used to cool closed containers to prevent pressure build-up and possible autoignition or explosion when exposed to extreme heat. If water is used, fog nozzles are preferable. Fire-fighters should wear self-contained breathing apparatus and full protective clothing.

SECTION 6 - ACCIDENTAL RELEASE MEASURES

STEPS TO BE TAKEN IN CASE MATERIAL IS RELEASED OR SPILLED: Provide maximum ventilation. Only personnel equipped with proper respiratory, skin, and eye protection should be permitted in the area. Remove all sources of ignition. Take up spilled material with sand, vermiculite, or other noncombustible absorbent material and place in clean, empty containers for disposal. Only the spilled material and the absorbant should be placed in this container.

WASTE DISPOSAL METHOD: Waste material must be disposed of in accordance with federal, state, provincial, and local environmental control regulations. Empty containers should be recycled or disposed of through an approved waste management facility.

SECTION 7 - HANDLING AND STORAGE

HANDLING AND STORAGE PRECAUTIONS: Do not store above 120 degrees F. (48 degrees C.).

OTHER PRECAUTIONS: Vapors may collect in low areas. If this material is part of a multiple component system, read the Material Safety Data Sheet(s) for the other component or components before blending as the resulting mixture may have the hazards of all of its parts. Containers should be grounded when pouring. Avoid free fall of liquids in excess of a few inches.

SECTION 8 - EXPOSURE CONTROLS AND PERSONAL PROTECTION

PERSONAL PROTECTIVE EQUIPMENT FOR:

EYE PROTECTION: Wear safety glasses.

SKIN PROTECTION: Wear protective clothing. Gloves should be constructed of: impermeable material. No specific permeation/degradation testing have been done on protective clothing for this product. Recommendations for skin protection are based on infrequent contact with this product. For frequent contact or total immersion, contact a manufacturer of protective clothing for appropriate chemical impervious equipment.

RESPIRATORY PROTECTION: Where ventilation is inadequate, use a NIOSH- approved air purifying respirator with the appropriate chemical cartridges or positive-pressure, air-supplied respirator. Read the respirator manufacturer's instructions and literature carefully to determine the type of airborne contaminants against which the respirator is effective, its limitations, and how it is to be properly fitted and used.

OTHER EQUIPMENT: Clean contaminated clothing and shoes.

VENTILATION REQUIREMENTS: Provide general dilution or local exhaust ventilation in volume and pattern to keep the concentration of ingredients listed in Section 2 below the lowest suggested exposure limits, the LEL below the stated limit, and to remove decomposition products during welding or flame cutting.

SECTION 9 - PHYSICAL AND CHEMICAL PROPERTIES

[FORMULA VALUES, NOT SALES SPECIFICATIONS]

BOILING RANGE: 212- 471Degrees F

SOLUBILITY IN WATER: 57.9 %

VAPOR PRESSURE: 17.5 mmHg

WEIGHT/GALLON (LBS): 11.52 (U.S.)

VAPOR DENSITY: Heavier than air

pH: Not determined

% VOLATILE/VOLUME: 72.100

% SOLIDS BY WEIGHT: 46.93

SPECIFIC GRAVITY: 1.382

EVAPORATION RATE(BuOAc=100): 36

ODOR/APPEARANCE: Viscous liquid with an odor characteristic of the solvents listed in Section 2.

SECTION 10 - STABILITY AND REACTIVITY

This product is normally stable and will not undergo hazardous reactions.

INCOMPATIBILITY (MATERIALS AND CONDITIONS TO AVOID): Avoid contact with strong alkalies, strong mineral acids, or strong oxidizing agents.

HAZARDOUS DECOMPOSITION PRODUCTS: May produce the following hazardous decomposition products when exposed to extreme heat: oxides of aluminum ; carbon

monoxide ; carbon dioxide ; Extreme heat includes, but is not limited to, flame cutting, brazing, and welding.

Hazardous Materials Identification System (HMIS) and National Fire Protection Association (NFPA) Ratings:

HMIS Rating		NFPA Rating	
HEALTH	1*	HEALTH	1
FLAMMABILITY	1	FLAMMABILITY	1
REACTIVITY	0	INSTABILITY	0

Rating System:0=Minimal, 1=Slight, 2=Moderate, 3=Serious, 4=Severe, *=Chronic Effects.

Safe handling of this product requires that all of the information on the MSDS be evaluated for specific work environments and conditions of use.

THIS IS THE END OF THE MSDS FOR: 78010 (00181950.00114-110)

Manufactured and Supplied by:

ARCHITECTUAL FINISHES, INC.

ONE PPG PLACE

PITTSBURGH, PA 15272

‹W

MURALO

The Muralo Company, Inc.
148 East 5th Street Bayonne, NJ 07002-4297
HEALTH EMERGENCY 201-437-0770 SPILL EMERGENCY 201-437-0770
Fax No 201-437-2316

Mar-05

MATERIAL SAFETY DATA SHEET

HMIS HAZARD CLASSIFICATION

Toxicity:1 Flammable: 1 Reactivity: 0 Personal protection B

Scale Low : 1 Moderate : 2 High : 3 Extreme : 4

PRODUCT IDENTIFICATION

Product No M100 TO M118 M100,101,103,104,106,109,110,117,AND M118

Product Name: QUICK-TRED LATEX FLOOR ENAMEL WHITE AND COLORS

COMPONENT INFORMATION

CHEMICAL NAME	CAS #
ACRYLIC POLYMER	25852-37-3
KAOLIN CLAY	1332587
WATER	7732185
TITANIUM DIOXIDE	13463677 and/or
IRON OXIDE (Red/Yellow/Brown)	8011970/57274001
Ph-Blue/Aqua-Black	

HAZARDOUS COMPONENTS & EXPOSURE INFORMATION

CHEMICAL NAME	CAS #	TLV	PEL	SARA 313	PERCENT

None present over reportable quantity.

PHYSICAL DATA

BOILING RANGE	212 °	F.
WEIGHT/GAL	10.4	lbs
VOLATILE ORGANIC CONTENTS...	2.10	lbs/gal
VOC...	250	gms/ltr
EVAPORATION RATE Slower than ether	Vapor Density	NA

FIRE AND EXPLOSION HAZARD DATA

FLAMMABILITY CLASSIFICATION : OSHA Not combastible
FLASH POINT: NA
U.S.DOT Hazard Class: Not Regulated
EXTINGUISHING MEDIA : Not Applicable

HEALTH EFFECTS OF OVER EXPOSURE AND FIRST AID

Primary Routes	Symptoms	First Aid
Eye	May cause burning and irritation upon direct contact.	Flush with water. Seek medical attention
Skin	Direct skin contact may cause skin irritation and dermatitis.	Wash with soap and water.
Ingestion	Severe oral intoxication will lead to intense burning of the throat and may result in drowsiness, numbness and headache followed by weakness & nausea.	Do not induce vomiting. Seek medical attention.
Inhalation	Acute overexposure in mist form may result in irritation of throat & lungs.	Remove person to fresh air. Apply artificial respiration.

Health Effects:- Sub chronic (target organ effects.) None known . Chronic target effects, none known.
Note: This product contains no reported or suspected carcinogens
REACTIVITY INFORMATION
STABILITY: STABLE Hazardous polymerization will not occur
Conditions to avoid: Avoid open flames. Strong oxidizing agents. Elevated temperatures
Burning may produce Carbon dioxide. Carbon monoxide. Soot smoke/vinyl/acrylic monomers.

Spill & leak Procedure: Collect large spills with shovel or pump and move to other leakproof containers. Spread sand over spill areas. Clean with detergent solution. In case of spills or leak, remove all ignition sources, absorb with absorbent. Sweep or scoop up. Ventilate.
Personal Protection and Exposure Control
Eye: Wear goggles to avoid splash. Skin: Use protective gloves. Inhalation: Use mask while spraying. Avoid inhalation.
Engineering Controls: Sufficient ventilation to keep within OSHA PEL/ TLV limit.
The dried film of the product may contain all or some of the following OSHA chemicals and may become a dust nuisance when removed by.
Sanding or grinding OSHA recommends a PEL/TWA of 15 mg/m3 for the respirable fraction. ACGIH recommends TLV/TWA of 10 mg/m3 for total dust
Use approved mask, eye goggles and gloves while sanding, or grinding. Skin absorption may contribute to the overall exposure of the material.
OCCUPATIONAL EXPOSURE LIMITS.

Chemical Name	(OSHA)			
	PEL/TWA	PEL/Ceiling	PEL/Stel	Skin
Titanium Dioxide	15 mg/m3	N/E	N/E	N/E
Calcium Carbonate	15 mg/m3	N/E	N/E	N/E
Quartz(Dust)	1 mg/m3	N/E	N/E	N/E
Silicate	15 mg/m3	N/E	N/E	N/E
Inert nuisance Dust	5 mg/m3	N/E	N/E	N/E
Total Dust	15 mg/m3	N/E	N/E	N/E
Carbon Black	3.5 mg/m3	N/E	N/E	N/E

STORAGE AND DISPOSAL
Precautions Keep away from heat and open flames. Keep from freezing. Use with adequate ventilation. Dispose waste by sanitary landfill or incineration In accordance with appropriate regulations.
Regulatory Information This product is not a Hazardous chemical under 29 CFR 1910-1200 and therefore not covered.
Emergency Planning & community RTK (SARA 313) Sect 313 Info ;(40 CFR 372) Chemicals listed in section 313 with concentration over de minims Levels when present are shown on page 1 of this MSDS.
Clean water act: This product may be regulated as oil under section 311.Discharges to navigable water-ways resulting in a visible surface sheen is Prohibited and must be reported.
EPA RCRA (40 CFR 110) Information: This product is not included in the list of hazardous substances nor does it exhibit the characteristics of Haz .waste. When a decision is made to discard this material as supplied, it does not meet RCRA characteristics definition of ignitability, corrosivity or reactivity and it Is not listed in 40 CFR 261.33. The toxicity (TC) however, has not been evaluated by Toxicity Characteristic Leaching Procedure. (TCLP).
State Right to Know: COMPONENT INFORMATION SECTION of this MSDS provides necessary data as required under the provisions of State Right to Know Act.
EPA TSCA All components of this product are listed ar are exempt from this listing on the TSCA chemical substances.
EPA-SARA This product contains no toxic chemical at a level, which is reportable under Sec 313 Title III (40 CFR 37) under SARA Toxic Chemical Release Reporting Regulations).

DISCLAIMER

The information contained herein is presented in good faith. This information is furnished without warranty of any kind. Employers should use this information only as a supplement to other information gathered by them and must make independent determination of suitability and completeness of information from all sources to assure proper use of these Materials and the safety and health of employees. Any use of this data and information must be determined by the user to be in accordance with applicable federal, state and local laws and regulations.

NOTICE: Removal of old paint by sanding, scraping or other means may generate dust or fumes which contain lead. Exposure to lead dust or fumes may cause adverse health effects, especially in children or pregnant women. Controlling exposure to lead or other hazardous substances requires the use of proper protective equipment, such as a properly fitted respirator (NIOSH approved) and proper containment and cleanup. For additional information, contact the USEPA/Lead information Hotline at 1-800-LEAD-FYI:

Material Safety Data Sheet

Document Code: Polycrylic/MW
Version: 03

Date of Preparation
March 14, 2003

Section 1 - Product and Company Identification

PRODUCT NAME & NUMBERS
MINWAX® POLYCRYLIC® Protective Finish
3333 Satin
4444 Semi-Gloss
5555 Gloss

HMIS CODES
Health 2
Flammability 0
Reactivity 0

MANUFACTURER'S NAME
MINWAX Company
10 Mountainview Road
Upper Saddle River, NJ 07458

EMERGENCY TELEPHONE NO.
(216) 566-2917
INFORMATION TELEPHONE NO.
(800) 523-9299

Section 2 – Composition/Information on Ingredients

% WT.	CAS No.	Ingredient Name					Vapor Pressure
1	34590-94-8	**2-Methoxymethylethoxypropanol**					
		ACGIH	TLV	100	ppm	(skin)	0.4 mm
		ACGIH	TLV	150	ppm	(skin) STEL	
		OSHA	PEL	100	ppm	(skin)	
		OSHA	PEL	150	ppm	(skin) STEL	
2	29911-28-2	**1-(2-Butoxymethylethoxy)-propanol**					
		ACGIH	TLV	Not Available			0.06 mm
		OSHA	PEL	Not Available			
4	5131-66-8	**Butoxypropanol**					
		ACGIH	TLV	Not Available			0.6 mm
		OSHA	PEL	Not Available			
3	107-21-1	**Ethylene Glycol**					
		ACGIH	TLV	50	ppm	CEILING	0.12 mm
		OSHA	PEL	50	ppm	CEILING	
1	9014-85-1	**Decylpoly(ethyleneoxy)ethanol**					
		ACGIH	TLV	Not Available			
		OSHA	PEL	Not Available			
2	872-50-4	**1-Methyl-2-Pyrrolidone**					
		ACGIH	TLV	Not Available			1 mm
		OSHA	PEL	Not Available			

Section 3 – Hazards Identification

ROUTES OF EXPOSURE

Exposure may be by INHALATION and/or SKIN or EYE contact, depending on conditions of use. To minimize exposure, follow recommendations for proper use, ventilation, and personal protective equipment.

EFFECTS OF OVEREXPOSURE

Irritation of eyes, skin and upper respiratory system. In a confined area vapors in high concentration may cause headache, nausea or dizziness.

SIGNS AND SYMPTOMS OF OVEREXPOSURE

Redness and itching or burning sensation may indicate eye or excessive skin exposure.

MEDICAL CONDITIONS AGGRAVATED BY EXPOSURE - None generally recognized.

CANCER INFORMATION

For Complete Discussion of Toxicology Data Refer to Section 11.

- Continued -

Section 4 – First Aid Measures

If INHALED: If affected, remove from exposure. Restore breathing. Keep warm and quiet.
If on SKIN: Wash affected area thoroughly with soap and water. Remove contaminated clothing and launder before re-use.
If in EYES: Flush eyes with large amounts of water for 15 minutes. Get medical attention.
If SWALLOWED: Do not induce vomiting. Get medical attention immediately.

Section 5 – Fire Fighting Measures

FLASH POINT	LEL	UEL
>200 °F PMCC	N.A.	N.A.

FLAMMABILITY CLASSIFICATION - Not Applicable
EXTINGUISHING MEDIA - Carbon Dioxide, Dry Chemical, Alcohol Foam
UNUSUAL FIRE AND EXPLOSION HAZARDS

Closed containers may explode (due to the build-up of pressure) when exposed to extreme heat. During emergency conditions overexposure to decomposition products may cause a health hazard. Symptoms may not be immediately apparent. Obtain medical attention.

SPECIAL FIRE FIGHTING PROCEDURES

Full protective equipment including self-contained breathing apparatus should be used. Water spray may be ineffective. If water is used, fog nozzles are preferable. Water may be used to cool closed containers to prevent pressure build-up and possible autoignition or explosion when exposed to extreme heat.

Section 6 – Accidental Release Measures

STEPS TO BE TAKEN IN CASE MATERIAL IS RELEASED OR SPILLED

Remove all sources of ignition. Ventilate the area. Remove with inert absorbent.

Section 7 – Handling and Storage

STORAGE CATEGORY - DOL Storage Class IIIB
PRECAUTIONS TO BE TAKEN IN HANDLING AND STORAGE

Keep container closed when not in use. Transfer only to approved containers with complete and appropriate labeling. Do not take internally. Keep out of the reach of children.

Section 8 – Exposure Controls/Personal Protection

PRECAUTIONS TO BE TAKEN IN USE

Use only with adequate ventilation. Avoid contact with skin and eyes. Avoid breathing vapor and spray mist. Wash hands after using.

These coatings may contain materials classified as nuisance particulates (listed "as Dust" in Section 2) which may be present at hazardous levels only during sanding or abrading of the dried film. If no specific dusts are listed in Section 2, the applicable limits for nuisance dusts are ACGIH TLV 10 mg./m3 (total dust), 3 mg./m3 (respirable fraction), OSHA PEL 15 mg./m3 (total dust), 5 mg./m3 (respirable fraction).

Removal of old paint by sanding, scraping or other means may generate dust or fumes that contain lead. Exposure to lead dust or fumes may cause brain damage or other adverse health effects, especially in children or pregnant women. Controlling exposure to lead or other hazardous substances requires the use of proper protective equipment, such as a properly fitted respirator (NIOSH approved) and proper containment and cleanup. For more information, call the National Lead Information Center at 1-800-424-LEAD(in US) or contact your local health authority.

- Continued -

Section 8 – Exposure Controls/Personal Protection (continued)

VENTILATION

Local exhaust preferable. General exhaust acceptable if the exposure to materials in Section 2 is maintained below applicable exposure limits. Refer to OSHA Standards 1910.94, 1910.107, 1910.108.

RESPIRATORY PROTECTION

If personal exposure cannot be controlled below applicable limits by ventilation, wear a properly fitted organic vapor/particulate respirator approved by NIOSH/MSHA for protection against materials in Section 2.

When sanding or abrading the dried film, wear a dust/mist respirator approved by NIOSH/MSHA for dust which may be generated from this product, underlying paint, or the abrasive.

PROTECTIVE GLOVES

Wear gloves which are recommended by glove supplier for protection against materials in Section 2.

EYE PROTECTION

Wear safety spectacles with unperforated sideshields.

Section 9 – Physical and Chemical Properties

PRODUCT WEIGHT	8.51-8.55 lb/gal	EVAPORATION RATE	Slower than Ether
SPECIFIC GRAVITY	1.02-1.03	VAPOR DENSITY	Heavier than Air
BOILING POINT	212-449 °F	MELTING POINT	Not Available
VOLATILE VOLUME	71 %	SOLUBILITY IN WATER	Not Available

VOLATILE ORGANIC COMPOUNDS (VOC Theoretical)

2.5 lb/gal	Less Federally Exempt Solvents
1.0-1.1 lb/gal	Emitted VOC

Section 10 – Stability and Reactivity

STABILITY - Stable

CONDITIONS TO AVOID - None known.

INCOMPATIBILITY - None known.

HAZARDOUS DECOMPOSITION PRODUCTS - By fire: Carbon Dioxide, Carbon Monoxide

HAZARDOUS POLYMERIZATION - Will not occur

Section 11 – Toxicological Information

CHRONIC HEALTH HAZARDS

No ingredient in these products is an IARC, NTP or OSHA listed carcinogen.

Ethylene Glycol is considered an animal teratogen. It has been shown to cause birth defects in rats and mice at high doses when given in drinking water or by gavage. There is no evidence to indicate it causes birth defects in humans.

Prolonged overexposure to solvent ingredients in Section 2 may cause adverse effects to the liver and urinary systems.

TOXICOLOGY DATA

CAS No.	Ingredient Name			
34590-94-8	**2-Methoxymethylethoxypropanol**			
	LC50	RAT	4HR	Not Available
	LD50	RAT		5135 mg/kg
29911-28-2	**1-(2-Butoxymethylethoxy)-propanol**			
	LC50	RAT	4HR	Not Available
	LD50	RAT		Not Available
5131-66-8	**Butoxypropanol**			
	LC50	RAT	4HR	Not Available
	LD50	RAT		1900 mg/kg

- Continued -

TOXICOLOGY DATA (continued)

CAS No.	Ingredient Name			
107-21-1	**Ethylene Glycol**			
	LC50	RAT	4HR	Not Available
	LD50	RAT		4700 mg/kg
9014-85-1	**Decylpoly(ethyleneoxy)ethanol**			
	LC50	RAT	4HR	Not Available
	LD50	RAT		Not Available
872-50-4	**1-Methyl-2-Pyrrolidone**			
	LC50	RAT	4HR	Not Available
	LD50	RAT		4200 mg/kg

Section 12 – Ecological Information

ECOTOXICOLOGICAL INFORMATION - No data available.

Section 13 – Disposal Considerations

WASTE DISPOSAL METHOD

Waste from these products is not hazardous as defined under the Resource Conservation and Recovery Act (RCRA) 40 CFR 261.

Incinerate in approved facility. Do not incinerate closed container. Dispose of in accordance with Federal, State/Provincial, and Local regulations regarding pollution.

Section 14 – Transport Information - No data available.

Section 15 – Regulatory Information

SARA 313 (40 CFR 372.65C) SUPPLIER NOTIFICATION

CAS No.	CHEMICAL/COMPOUND	% by WT	% Element
107-21-1	Ethylene Glycol	3	
872-50-4	1-Methyl-2-Pyrrolidone	2	

CALIFORNIA PROPOSITION 65

WARNING: These products contain chemicals known to the State of California to cause cancer and birth defects or other reproductive harm.

TSCA CERTIFICATION

All chemicals in these products are listed, or are exempt from listing, on the TSCA Inventory.

Section 16 – Other Information

CANADIAN DISTRIBUTOR: *Consumer Brands Canada Inc.*
200 Confederation Parkway
Vaughn, ON L4K 4T8

NOTE: These products have been classified in accordance with the hazard criteria of the CPR and the MSDS contains all of the information required by the CPR.

The above information pertains to these products as currently formulated, and is based on the information available at this time. Addition of reducers or other additives to these products may substantially alter the composition and hazards of the product. Since conditions of use are outside our control, we make no warranties, express or implied, and assume no liability in connection with any use of this information.

Section 1 **Chemical Product and Company Identification**

Product Name: Nova Color Artists' Mediums (See list Section 16)
Product Code: Not applicable Chemical Family: Not applicable
Chemical Name: Not applicable Formula: Not applicable
Manufacturer:

Artex Mfg Co. dba Nova Color Artists' Acrylic Paint
5894 Blackwelder Street, Culver City, CA 90232 Telephone 310 204-6900 Fax 310 838-2094

Section 2 **Composition, Information on Ingredients**

Ingredient Listing:	CAS No.:	OSHA PEL:	ACGIH TLV:	STEL:	% COMP:
Proprietary	N/L	N/L	N/L	N/L	100

The ingredients in this product are judged to be non-hazardous and are regarded as trade secrets.

Section 3 **Hazards Identification**

Emergency Overview: Non-hazardous material.
Physical Description: Water-based acrylic paints.
Major Health Hazards: None known for usual and ordinary uses.
Physical Hazards: None known for usual and ordinary uses.
Routes of Entry: Inhalation: No Skin: No Eye: No Ingestion: No
Potential Health Effects: None known for usual and ordinary uses.
Inhalation: Short Term Exposure: Not applicable
Long Term Exposure: Not applicable
Skin Contact: Short Term Exposure: Not applicable
Long Term Exposure: Not applicable
Eye Contact: Short Term Exposure: Not applicable
Long Term Exposure: Not applicable
Ingestion: Short Term Exposure: Not applicable
Long Term Exposure: Not applicable
Carcinogen Status: NTP: Not listed IARC: Not listed OSHA: Not listed
Medical Conditions Aggravated by Exposure: None known.

Section 4 **First Aid Measures**

Eyes: For eye contact, carefully flush for 15 minutes. If irritation occurs, contact a physician.
Skin: Wash with soap and water.
Inhalation: Not likely to occur; seek fresh air.
Ingestion: Drink water or milk to dilute. Do not induce vomiting.

Section 5 **Fire Fighting Measures**

Flash Point: None.
Fire and Explosion Hazards: Sealed containers may rupture; paint films may burn. This product presents no unusual hazard.
Extinguishing Media: Water, foam, carbon dioxide or dry chemicals.
Special Fire Fighting Procedures: Not required for this material.

Section 6 **Accidental Release Measures**

Spill or Leak Procedures: Contain spill. Recover as much as possible by mechanical means. Absorb remainder with an inert material. Place into closed container and store in a safe location to await disposal. Wash the spill area with soap and water.

Section 7 **Handling and Storage**

Storage Temperature: Store at 70 deg. F. (Min: 50 deg. F; Max: 100 deg. F)
Shelf Life: Not known. Special Sensitivity: None likely or known.

Handling and Storage:	Use under ventilated conditions. For personal protection, wash thoroughly after handling product. Wash hands before eating, smoking or using toilet facilities.
Precautions:	Avoid eye and skin contact. Keep container closed when not being used.

Section 8 **Exposure Controls, Personal Protection**

Exposure Limits:	None known.
Eye Protection:	Wear splash goggles where spill or splashing may occur.
Skin Protection:	Not required.
Respiratory and Ventilation:	Wear approved NIOSH respirator if exposure to mist or vapors exceeds applicable PEL/TLV limits. Use in accordance with manufacturer's use limitations and OSHA regulations.

Section 9 **Physical and Chemical Properties**

Physical Form:	Viscous liquid	Color:	Milky
Odor:	Acrylic	Boiling Point:	212 deg. F
Melting Point:	Not applicable	Freezing Point:	32 deg. F
PH:	Not applicable	Solubility in Water:	Miscible
Specific Gravity:	1.05 - 1.10	Bulk Density:	Not applicable
% Volatile by Weight:	Not applicable	Vapor Pressure:	Equivalent to water
Vapor Density:	Equivalent to water		

Section 10 **Stability and Reactivity**

Stability:	Stable.	Polymerization:	No.
Incompatibilities:	Avoid strong oxidizing agents.	Decomposition Products:	None known.
Conditions to Avoid:	Not applicable.		

Section 11 **Toxicological Information**

Health Effects:	Heated decomposition products may cause eye and respiratory irritation.
Inhalation:	Not likely.
Skin Contact:	Prolonged liquid contact with skin may cause irritation or redness.
Eye Contact:	Prolonged liquid contact with eyes may cause irritation or redness.
Ingestion:	No effects known in usual and ordinary uses of product.

Section 12 **Ecological Information**

No ecological issues likely.

Section 13 **Disposal Considerations**

Waste Disposal Method:	Dispose of all waste materials in accordance with all applicable federal, state and local regulations for the disposal of aqueous wastes. Do not flush liquid into public sewer or water systems.

Section 14 **Transportation Information**

D.O.T. Shipping Name:	Paints or stains 149980 Sub. 2		
Technical Shipping Name:	Not known		
D.O.T. Hazard Class:	Non-hazardous		
U.N./N.A. Number:	None		
Product RQ (Lbs.):	None	Freight Class Bulk:	55
D.O.T. label:	None	Freight Class Package:	Not known
D.O.T. Placard:	None	Product Label:	Not known

Section 15 **Regulatory Information**

OSHA Status:	Not applicable
TSCA Status:	Not applicable
CERCLA Reportable Quantity:	Not applicable

SARA Title III: Not applicable
Section 302 Extremely Hazardous Substances: Not applicable
Section 311/312 Hazard Categories: Not applicable
Section 313 Toxic Chemicals: Not applicable
RCRA Status: Not applicable
State Regulatory Information: Not applicable
Component Name
& CAS Number: Not applicable Concentration: Not applicable State Code: Not applicable
FHSA Status: Conforms to FHSA
16 CFR 1500.14 ASTM D-4236 Status: Conforms to ASTM D-4236

Section 16 **Other Information**
Reason for issue: Initial document
Prepared by: Environmental Medicine Incorporated
Approved by: Rudolph J Jaeger, PhD, DABT, REA
Title: President and Principal Scientist
Approval date: 12/31/04
Supersedes date: Not applicable
MSDS Summary of Changes: Not applicable

This information is furnished without warranty, expressed or implied, except that it is accurate to the best knowledge of Artex Manufacturing Co. The data on this sheet are related only to the specific material designated herein. Artex Manufacturing Co. assumes no legal responsibility for use or reliance upon these data.

List of colors with product numbers included in this group:

204 Matte Medium
206 Gloss Medium and Varnish
217 Slow Dry Matte Liquid
233 Novaplex
235 Novaplex
299 Acrylic Retarder

Dryvit Systems, Inc.

WEST WARWICK, RI (401) 822-4100 | COLUMBUS, GA (706) 563-8021 | SAND SPRINGS, OK (918) 245-0216 | WOODLAKE, CA (559) 564-3591

MATERIAL SAFETY DATA SHEET #140

Date Issued: March, 2006 (Replaces June, 2004)
Replaces MSDS #'s 8, 16, 17, 21, 30, 31, 44, 45, 47, 75, 86, 89, 90, 101, 105, 120, and 121
DOT Classification: Non-Hazardous
HMIS Ratings: Health: 1 Fire: 0
Reactivity: 0 Personal Protection: A

Product(s) Covered by this MSDS:
DPR finishes, PMR Finishes, Weatherlastic® Finishes, Infinitex™ Finishes, Custom Brick™ Polymer Finishes, and Si modification finishes made under any of the following texture variations:
Quarzputz®, Sandblast®, Sandpebble®, Sandpebble® Fine, Freestyle®, Sandpebble® NT, Sandpebble Fine® NT, Sandblast® NTX, Sandpebble Fine® NM, Sandpebble Fine® NTX, Sandpebble Fine® SW, Quarztone® Fine, Quarzfloat, Lymestone™, Mojave™, Mojave SW™, Freestyle® Fine, Freestyle® Smooth, Sandpebble® Coarse, Adobe, ADB

(Products offered in a wide variety of colors).

Component Information and Hazards:

Ingredients	CAS#; List	OSHA-PEL	ACGIH-TLV	% by Weight
		mg/m^3	mg/m^3	
Sand (Encapsulated)	14808-60-7	15	10	6 - 67%
Water	7732-18-5	NE	NE	13 - 22%
Silicates	1332-58-7	10	10	0 - 6%
Mica	12001-26-2	3	3	0 - 4%
Calcium Carbonate	471-34-1	10	10	0 - 57%
Acrylic Latex Polymer/Binder	Not Applicable	NE	NE	8.5 - 12.0%
Titanium Dioxide (Rutile)	13463-67-7	NE	5	0 - 8%

Physical and Chemical Characteristics:
Opaque, semi-solid, wet stucco-like material. Slight ammonia odor.
Specific Gravity: 1.75 – 1.9. pH range: 8.0-9.9

Fire Hazard Data:
Flash Point: Not applicable.
Extinguishing Media: Use extinguishing material suitable for surrounding fire. Closed plastic containers may build up pressure, rupture, or melt due to extreme heat exposure.
Fire Fighters: Wear positive pressure, self-contained breathing apparatus (SCBA) in enclosed areas.

Reactivity Data:
Stability: Stable
Thermal Decomposition Products: CO, CO_2, CN, NO_X.
Hazardous Polymerization: Will not occur. Not compatible with strong oxidizing agents or strong acids.

Health Hazard Data:

Routes of Entry: No known specific skin, inhalation or ingestion hazard.

Carcinogens: Respirable crystalline silica has been listed by IARC as carcinogenic to experimental animals and has developed limited evidence for carcinogenicity to humans, however, IARC has determined that the carcinogenicity to humans is neither certain or proven. The critical regulatory particle size for respirable silica is #10 µm MMAD (as in the PM NAAQS). The following link provides more information on respirable silica:
http://cfpub.epa.gov/ncea/cfm/recordisplay.cfm?deid=12999

The crystalline silica in this product is not of dry, respirable form. Respirable silica may be created by grinding operations on the dried film.

Health Hazards: Irritating and abrasive if splashed into the eye because of sand content; may be a skin irritant to sensitive individuals. No acute or chronic hazards are known for the material as packaged at point of manufacture.

Symptoms of Overexposure: None established. Non-specific irritation is possible in sensitive individuals. No known medical conditions aggravated by exposure.

Emergency and First Aid Procedures: Treat for symptoms. If irritation of the eyes, nose, or throat occurs, move to fresh air. If material gets in eyes, wash eyes immediately with large amounts of water, lifting eye lids occasionally. Get medical attention.

Control and Protective Measures:

Protective Gloves: As needed for physical protection.

Eye Protection: Safety or splash goggles recommended.

Other Equipment: Long sleeves, apron as needed.

Respiratory Protection: Not required for wet mixture used exterior or in well-ventilated areas. Approved mechanical filter respirator should be used to remove solid airborne particles during spray, sawing, and sanding operations.

Ventilation: None required when used exterior. Provide adequate air movement and mechanical ventilation if used in an enclosed area.

Work Practices: Observe rules for good personal hygiene and work practices. Wash hands before smoking, eating, or using toilet facilities.

Precautions for Safe Handling & Use/Leak Procedures:

Spills: Shovel and recover; then dispose of as common waste. Do not flush to sewer or streams: material can clog drains and make streams turbid.

Waste Disposal: Non-regulated material.

Storage: Keep from freezing.

EPA Supplier Notification/Environmental:

- These trade name products contain no chemicals subject to the reporting requirements of Section 313 of Title III of the Superfund Amendments and Re-authorization Act of 1986 (SARA) and 40 CFR Part 372.
- These products contain no ingredients on the list of Extremely Hazardous Substances for SARA Emergency Planning.
- Tier I / Tier II Hazard Category (40 CFR 370): Immediate Health Hazard.

This Material Safety Data Sheet (MSDS) has been developed for current compliance with OSHA's Hazard Communication Standard, 29 CFR 1910.1200.

The information contained herein is based upon data considered accurate. Dryvit Systems, Inc. assumes no responsibility for personal injury or property damage to vendees, users or third parties caused by the material. Such vendees and users assume all risks associated with the use of these materials.

Material Safety Data Sheet

24 Hour Emergency Phone Numbers:
Medical: 1-800-327-3874
1-513-559-5111
Transportation:
1-800-535-5053
1-352-323-3500

*NOTE: National Response Center emergency numbers to be used only in the event of chemical emergencies involving a spill, leak, fire, exposure or accident involving chemicals.

IMPORTANT: Provide this information to employees, customers, and users of this product. Read this MSDS before handling or disposing of this product. This product is covered by the OSHA Hazard Communication Standard and this document has been prepared in accordance with requirements of this standard. All abbreviated terms used in this MSDS are further described in Section 16.

Section 1 - Chemical Product / Company Information

This Material Safety Data Sheet is available in: Canadian French and Hispanic American Spanish upon request
Esta hoja de datos de la seguridad de los materiales está disponible en francés canadiense y en español a su solicitud
Los Datos de Serguridad del Producto pueden obtenerse en Espanol si lo riquiere

Product Name: Premium Lightweight Joint Compound with DryDar Dry Indicator
Product UPC Number: Contact DAP at 1-888-327-8477
Product Use/Class: RTU Spackle/Wallboard Repair
Manufacturer: DAP Inc.
2400 Boston Street Suite 200
Baltimore, MD 21224-4723
888-327-8477 (non-emergency matters)

Revision Date: 08/16/2005
Supercedes: 08/16/2005
MSDS Number: 00079967001

Section 2 - Composition / Information On Ingredients

Chemical Name	CASRN	WT%	ACGIH TWA	ACGIH STEL	ACGIH CEIL	OSHA TWA	OSHA STEL	OSHA CEIL	Skin
Calcium carbonate	1317-65-3	30-60	10 MGM3	N.E.	N.E.	5 MGM3	N.E.	N.E.	No
Perlite	93763-70-3	1-5	10 MGM3	N.E.	N.E.	N.E.	N.E.	N.E.	No
Palygorskite (attapulgite)	12174-11-7	1-5	N.E.	N.E.	N.E.	N.E.	N.E.	N.E.	No
Silica, crystalline	14808-60-7	0.1-1.0	0.05 MGM3	N.E.	N.E.	(10 ÷ % SiO2) / 2 MGM3	N.E.	N.E.	No

Exposure Notes:

14808-60-7 The 2002 ACGIH Threshold Limit Values for Chemical Substances and Physical Agents lists the median Respirable Particulate Mass (RPM) point for crystalline silica at 4.0 microns in terms of the particle's aerodynamic diameter.

The TLVs for crystalline silica represent the respirable fraction.

OSHA PEL TWA for Quartz is calculated using the following formula: 10 mg/m3/(% SiO2 + 2). Both concentration and percent quartz for the application of this limit are to be determined from the fraction

passing a size selector with the following characteristics

Aerodynamic diameter (unit density sphere)	Percent passing selector
2	90
2.5	75
3.5	50
5.0	25
10	0

Important: Listed Permissible Exposure Levels (PEL) are from the U.S. Dept. of Labor OSHA Final Rule Limits (CFR 29 1910.1000); these limits may vary between states.

Note: An employee's skin exposure to substances having a "YES" in the "SKIN" column in the table above shall be prevented or reduced to the extent necessary under the circumstances through the use of gloves, coveralls, goggles or other appropriate personal protective equipment, engineering controls or work practices

Section 3 - Hazards Identification

Emergency Overview: A pink paste with a very slight ammonia odor. CAUTION!

Refer to other MSDS sections for other detailed information.

Effects Of Overexposure - Eye Contact: Direct eye contact may cause irritation.

Effects Of Overexposure - Skin Contact: May cause skin irritation. May cause dry skin.

Effects Of Overexposure - Inhalation: Inhalation may cause irritation to the respiratory tract (nose, mouth, mucous membranes). Inhalation of dust may cause lung damage or other adverse pulmonary and respiratory effects.

Effects Of Overexposure - Ingestion: Ingestion may cause gastrointestinal irritation, nausea, vomiting and diarrhea.

Effects Of Overexposure - Chronic Hazards: The International Agency for Research on Cancer (IARC) has determined that crystalline silica in the form of quartz or cristobalite that is inhaled from occupational sources is carcinogenic to humans (Group 1- carcinogenic to humans). Refer to IARC Monograph 68, Silica, Some Silicates and Organic Fibres (published in June 1997) in conjunction with the use of these materials. The National Toxicology Program (NTP) classifies respirable crystalline silica as "known to be a human carcinogen". Refer to the 9th Report on Carcinogens (2000). The American Conference of Governmental Industrial Hygienists (ACGIH) classifies crystalline silica, quartz, as a suspected human carcinogen (Group A2).
Breathing dust containing respirable crystalline silica may not cause noticeable injury or illness even though permanent lung damage may be occurring. Inhalation of dust may have the following serious chronic health effects: Excessive inhalation of respirable dust can cause pneumoconiosis, a respiratory disease, which can result in delayed, progressive, disabling and sometimes fatal lung injury. Symptoms include cough, shortness of breath, wheezing, non-specific chest illness and reduced pulmonary function. Smoking exacerbates this disease. Individuals with pneumoconiosis are predisposed to develop tuberculosis. There is some evidence that breathing respirable crystalline silica or the disease silicosis is associated with an increased incidence of significant disease endpoints such as scleroderma (an immune system disorder manifested by fibrosis of the lungs, skin and other internal organs) and kidney disease.

Primary Route(s) Of Entry: Skin Contact, Skin Absorption, Inhalation

Medical Conditions which May be Aggravated by Exposure: If dry sanded, asthma and asthma-like conditions

may worsen from prolonged or repeated exposure to dust.

Section 4 - First Aid Measures

First Aid - Eye Contact: In case of contact, immediately flush eyes with plenty of water for at least 15 minutes. Get medical attention immediately.

First Aid - Skin Contact: Wash off immediately with soap and plenty of water.

First Aid - Inhalation: If inhaled, remove to fresh air. If not breathing, give artificial respiration. If breathing is difficult, give oxygen. Get medical attention immediately.

First Aid - Ingestion: Call a physician or Poison Control Center immediately. Do not induce vomiting.

Note to Physician: None.

COMMENTS: Call Medical Emergency at 1-800-327-3874 if any irritation or complication arises from any of the above routes of entry.

Section 5 - Fire Fighting Measures

Flash Point, F: Greater than 200
Method: (Seta Closed Cup)

Lower Explosive Limit, %: Not Established
Upper Explosive Limit, %: Not Established

Extinguishing Media: Carbon Dioxide, Dry Chemical, Foam, Water Fog

Unusual Fire And Explosion Hazards: None known.

Special Firefighting Procedures: Cool fire-exposed containers using water spray.

Section 6 - Accidental Release Measures

Steps To Be Taken If Material Is Released Or Spilled: Wear proper protective equipment as specified in Section 8. Scrape up dried material and place into containers.

Section 7 - Handling And Storage

Handling: KEEP OUT OF REACH OF CHILDREN! Avoid contact with skin and eyes. Wash thoroughly after handling. While dry sanding, use of a NIOSH-approved dust mask is recommended. Avoid excessive heat and handling. Do not breathe dust. Removal of this product after use will result in the generation of Dust. If dry-sanded, exposure to dust may result in the build-up of material in eyes, ears, nose, and mouth which may cause irritation.

Storage: Store away from caustics and oxidizers. Avoid excessive heat and freezing. Do not store at temperatures above 120 degrees F. Keep tightly closed.

Section 8 - Exposure Controls / Personal Protection

Precautionary Measures: Please refer to other sections and subsections of this MSDS.

Engineering Controls: Local ventilation of emission sources may be necessary to maintain ambient

concentrations below recommended exposure limits. Prevent build-up of dust and vapors by opening windows and doors or use other means to ensure fresh air entry during application, drying and sanding. Wet sanding is recommended to avoid generation of dust.

Respiratory Protection: A respiratory protection program that meets the OSHA 1910.134 and ANSI Z88.2 requirements must be followed whenever workplace conditions warrant a respirator's use. Use an approved NIOSH/OSHA respirator if dry sanded. If concentrations exceed the exposure limits specified, use of a NIOSH-approved supplied air respirator is recommended. Where the protection factor is exceeded, use of a Self Contained Breathing Apparatus (SCBA) may be necessary.
National Institute for Occupational Safety and Health (NIOSH) has recommended that the permissible exposure limit be changed to 50 micrograms respirable free silica per cubic meter of air (0.05 mg/m3) as determined by a full shift sample up to 10-hour work shift.

Skin Protection: Wear gloves with repeated or prolonged use.

Eye Protection: Safety glasses with side-shields.

Other protective equipment: Not required under normal use.

Hygienic Practices: Remove and wash contaminated clothing before re-use.

Section 9 - Physical And Chemical Properties

Boiling Range:	Not Established	**Vapor Density:**	Not Established
Odor:	Very Slight Ammonia	**Odor Threshold:**	Not Established
Appearance:	Pink	**Evaporation Rate:**	Not Established
Solubility in H2O:	Not Established	**Specific Gravity:**	1.205
Freeze Point:	Not Established	**pH:**	Between 7.0 and 12.0
Vapor Pressure:	Not Established	**Viscosity:**	Not Established
Physical State:	Paste		

When reported, vapor pressure of this product has been calculated theoretically based on its constituent makeup and has not been determined experimentally.

(See section 16 for abbreviation legend)

Section 10 - Stability And Reactivity

Conditions To Avoid: Excessive heat and freezing.

Incompatibility: Strong bases. Strong oxidizing agents.

Hazardous Decomposition Products: Normal decomposition products, i.e., COx, NOx.

Hazardous Polymerization: Hazardous polymerization will not occur under normal conditions.

Stability: Stable under normal conditions.

Section 11 - Toxicological Information

Product LD50: Not Established

Product LC50: Not Established

Carcinogenicity:

CAS No.	Chemical Name	ACGIH	OSHA	IARC	NTP	WT%
14808-60-7	Silica, crystalline	Suspected human carcinogen.	—	Human carcinogen.	Known carcinogen.	0.1-1.0

Significant Data with Possible Relevance to Humans: None

Section 12 - Ecological Information

Ecological Information: Ecological injuries are not known or expected under normal use.

Section 13 - Disposal Information

Disposal Information: Dispose of material in accordance with all federal, state and local regulations. State and Local regulations/restrictions are complex and may differ from Federal regulations. Responsibility for proper waste disposal is with the owner of the waste.

EPA Waste Code if Discarded (40 CFR Section 261): none

Section 14 - Transportation Information

DOT Proper Shipping Name:	Not Regulated	**Packing Group:**	N.A.
DOT Technical Name:	N.A.	**Hazard Subclass:**	N.A.
DOT Hazard Class:	N.A.	**DOT UN/NA Number:**	None

Note: The shipping information provided is applicable for domestic ground transport only. Different categorization may apply if shipped via other modes of transportation and/or to non-domestic destinations.

Section 15 - Regulatory Information

CERCLA - SARA Hazard Category:

This product has been reviewed according to the EPA 'Hazard Categories' promulgated under Sections 311 and 312 of the Superfund Amendment and Reauthorization Act of 1986 (SARA Title III) and is considered, under applicable definitions, to meet the following categories:

Immediate Health Hazard, Chronic Health Hazard

SARA Section 313:

This product contains the following substances subject to the reporting requirements of Section 313 of Title III of the Superfund Amendment and Reauthorization Act of 1986 and 40 CFR part 372:

None

Toxic Substances Control Act:

All ingredients in this product are either on TSCA inventory list, or otherwise exempt.

This product contains the following chemical substances subject to the reporting requirements of TSCA 12(B) if

exported from the United States:

Chemical Name	CAS Number	WT%
Dipropylene glycol methyl ether	34590-94-8	<0.02

U.S. State Regulations

New Jersey Right-to-Know:

The following materials are non-hazardous, but are among the top five components in this product:

Chemical Name	CAS Number	WT%
Water	7732-18-5	30-60

Pennsylvania Right-to-Know:

The following non-hazardous ingredients are present in the product at greater than 3%:

Chemical Name	CAS Number	WT%
Water	7732-18-5	30-60

California Proposition 65:

Warning: The following ingredients present in the product are known to the State of California to cause cancer:

Chemical Name	CAS Number	Definition	Date Listed	WT%
Silica, crystalline	14808-60-7	Carcinogenic.	Listed: October 1, 1988	0.1-1.0

Warning: The following ingredients present in the product are known to the State of California to cause birth defects or other reproductive harm:

None.

Section 16 - Other Information

HMIS Ratings:

Health: 1 Flammability: 1 Reactivity: 0 Personal Protection: X

VOLATILE ORGANIC COMPOUNDS, GR/LTR: 12.8 LB/GAL: 0.0 WT%: 0.425

REASON FOR REVISION: Periodic Update

Legend:

N.A. – Not Applicable	ACGIH – American Conference of Governmental Industrial Hygienists
N.E. – Not Established	SARA – Superfund Amendments and Reauthorization Act of 1986
N.D. – Not Determined	NJRTK – New Jersey Right-to-Know Law
VOC – Volatile Organic Compound	OSHA – Occupational Safety and Health Administration
PEL – Permissible Exposure Limit	HMIS – Hazardous Materials Identification System
TLV – Threshold Limit Value	NTP – National Toxicology Program

STEL – Short Term Exposure Limit	CEIL – Ceiling Exposure Limit
LD50 – Lethal Dose 50	LC50 – Lethal Concentration 50
F – Degree Fahrenheit	C – Degree Celsius
MSDS – Material Safety Data Sheet	CASRN – The Chemical Abstracts Service Registry Number

DAP believes the data and statements contained herein are accurate as of the date hereof. They are offered in good faith as typical values and not as a product specification. **NO WARRANTY OF MERCHANTABILITY, WARRANTY OF FITNESS FOR ANY PARTICULAR PURPOSE OR ANY OTHER WARRANTY, EXPRESS OR IMPLIED, IS MADE WITH REGARD TO THE INFORMATION HEREIN PROVIDED OR THE PRODUCT TO WHICH THE INFORMATION REFERS.** Since this document is intended only as a guide to the appropriate use and precautionary handling of the referenced product by a properly trained person, it is therefore the responsibility of the user to (i) review the recommendations with due consideration for the specific context of the intended use and (ii) determine if they are appropriate.

<End of MSDS>

PLASTIC COATINGS CORPORATION

MATERIAL SAFETY DATA SHEET

Revision Date: January 2, 2008

SECTION I- PRODUCT IDENTIFICATION

Product Name: **JAXSAN 600** white and light tints & **601** bright white.
Manufacturer: Plastic Coatings Corporation
Manufacturing Address: 4904 Teays Valley Rd., Scott Depot, WV 25560
Mailing Address: P. O. Box 1068, St. Albans, WV 25177
Telephone: (304) 755-9151 **FAX:** (304) 755-0229 **Emergency Telephone:** (304) 344-9218
Product Class: Acrylic latex elastomeric paint/ insulation sealant

HAZARDOUS MATERIAL IDENTIFICATION SYSTEM RATING

Health: 1 **Flammability:** 0 **Reactivity:** 0 **Personal Protection:** B

SECTION II - HAZARDOUS INGREDIENTS

INGREDIENT	CAS. NUMBER	WT.%	OCCUPATIONAL TLV	EXPOSURE LIMITS PEL

Jaxsan 600 and 601 does not contain reportable or significant amounts of hazardous materials as defined in 40 CFR part 300 or 219 CFR 1293.1200.

PRINCIPAL INGREDIENTS:

Acrylic latex	29129-78-0	None Established
Water	7732-18-5	None Established
Aluminia trihydrate	21645-51-2	None Established
Titanium dioxide	13463-67-7	None Established
Chlorinated paraffin	61788769	None Established

Volatile Organic Contents (VOC) as packaged minus water: 0.04 lb./gal. (5 gm./l.)

SECTION III - PHYSICAL DATA

Boiling point:	212 degrees F.	**Weight per gallon:**	11.5 pounds
Evaporation rate:	Same as water	**Percent volatile by volume:**	45
Vapor density:	Lighter than air	**pH:**	8-9.5
Typical appearance:	Heavy bodied fibered paint/mastic paste.		

SECTION IV - FIRE AND EXPLOSION HAZARD DATA

Flammability: Non-flammable when wet. Dry film is self-extinguishing.
Flash Point: Non-flammable when wet.
Extinguishing Media: Water, carbon dioxide, dry chemical
Special Fire Fighting Procedures: Do not breathe combustion products
Smoke may contain hazardous materials, including: carbon dioxide, carbon monoxide, and small amounts of hydrogen chloride. Wear fresh air breathing mask.

SECTION V HEALTH HAZARD DATA

Effects of overexposure: None known

Conditions to avoid: Do not ingest. Contains no heavy metals or significant amounts of toxic or hazardous materials. Repeated or prolonged contact with emulsion may cause mild skin irritation. Wash with soap and water, flush.

Primary routes of entry: Ingestion, inhalation, and eyes. May cause mild irritation to eye, mucus membranes and respiratory tract in poorly ventilated areas. Direct contact with eyes will cause irritation.

Emergency first aid procedures: May be harmful if swallowed in quantity. See physician immediately. If in contact with eyes flush well with copious quantities of water. Avoid rubbing eyes. See physician immediately. If respiratory irritation occurs, remove person to well ventilated area.

SECTION VI REACTIVITY DATA

Stability: Stable

Conditions or materials to avoid: None known

Hazardous decomposition products: Combustion may produce carbon dioxide, carbon monoxide, small amounts of hydrogen chloride. Hazardous polymerization: Will not occur.

SECTION VII SPILL PROCEDURES

Steps to be taken if material is spilled: Place material in water-resistant container.

Clean up residual material before it dries with soap and water.

Waste disposal: Dispose of waste in accordance with local, state and federal regulations and requirements for latex paint. Organizations to be notified in event of spill: Consult state and local authorities.

SECTION VIII SPECIAL PROTECTION INFORMATION

Respiratory protection: Wear particulate matter mask when spraying or when in close proximity to spray area.

Ventilation: Adequate for material to dry.

Eye protection: Wear goggles or wrap-around eyewear.

Other protective equipment: Water resistant gloves.

SECTION IX SPECIAL PRECAUTIONS

Precautions to be taken in handling and storing: Store above 32 degrees F. No special precautions are necessary to provide for safe use and storage of this product.

APPENDIX 3

Field Logs

LABELLA Associates, P.C.

300 STATE STREET, ROCHESTER, NY
ENVIRONMENTAL ENGINEERING CONSULTANTS

PROJECT
690 Saint Paul Street
Rochester, New York
BCP Site #C828159

BORING: SB-14
SHEET 1 OF
JOB: 209280
CHKD BY: ED

CONTRACTOR: Nothnagle Drilling, Inc. BORING LOCATION: TIME: TO
DRILLER: J. Swytzer GROUND SURFACE ELEVATION: DATUM:
LABELLA REPRESENTATIVE: E. Dumrese START DATE: 3/24/2010 END DATE: 3/24/2010

TYPE OF DRILL RIG: Track Mounted Geoprobe Model 6610DT
AUGER SIZE AND TYPE: NA
OVERBURDEN SAMPLING METHOD: Direct Push
DRIVE SAMPLER TYPE: 4-foot Macrocore
INSIDE DIAMETER: ~1.8-Inch
OTHER:

DEPTH	SAMPLE NO. AND DEPTH	SAMPLE RECOVERY	STRATA CHANGE	VISUAL CLASSIFICATION	PID FIELD SCREEN (PPM)	LUDLUM FIELD SCREEN (µREM/H)
0	S-1 0' to 4'	1.8'	0.0'	Concrete		
			0.3'	Brown, mc SAND, little Silt and Gravel, moist, no odor	0.0	13
2					0.0	
4	S-2 4' - 8'	1.3'	4.0'	As above, wet @ ~4.0' BGS, no odor	1.1	12
6					0	
				Refusal @ ~ 6.5' BGS		
8						
10						
12						
14						
16						
18						

WATER LEVEL DATA			BOTTOM OF CASING	BOTTOM OF BORING	GROUNDWATER ENCOUNTERED
DATE	TIME	ELAPSED TIME			
				6.5'	4.0'

NOTES:

GENERAL NOTES
1) STRATIFICATION LINES REPRESENT APPROXIMATE BOUNDARY BETWEEN SOIL TYPES, TRANSITIONS MAY BE GRADUAL.
2) WATER LEVEL READINGS HAVE BEEN MADE AT TIMES AND UNDER CONDITIONS STATED, FLUCTUATIONS OF GROUNDWATER
3) Abbreviations
and = 35 to 50 %
some = 20 to 35%
little = 10 to 20%
trace = 1 to 10%
c = coarse
m = medium
f = fine
vf = very fine
BGS = Below the Ground Surface
NA = Not Applicable

BORING: SB-14

LABELLA Associates, P.C.

300 STATE STREET, ROCHESTER, NY
ENVIRONMENTAL ENGINEERING CONSULTANTS

PROJECT
690 Saint Paul Street
Rochester, New York
BCP Site #C828159

BORING: **SB-15**
SHEET 1 OF
JOB: **209280**
CHKD BY: ED

CONTRACTOR: Nothnagle Drilling, Inc. BORING LOCATION: TIME: TO
DRILLER: J. Swytzer GROUND SURFACE ELEVATION: DATUM:
LABELLA REPRESENTATIVE: E. Dumrese START DATE: 3/24/2010 END DATE: 3/24/2010

TYPE OF DRILL RIG: Track Mounted Geoprobe Model 6610DT
AUGER SIZE AND TYPE: NA
OVERBURDEN SAMPLING METHOD: Direct Push
DRIVE SAMPLER TYPE: 4-foot Macrocore
INSIDE DIAMETER: ~1.8-Inch
OTHER:

DEPTH	SAMPLE NO. AND DEPTH	SAMPLE RECOVERY	STRATA CHANGE	VISUAL CLASSIFICATION	PID FIELD SCREEN (PPM)	LUDLUM FIELD SCREEN (µREM/H)
0	S-1 0' to 4'	2.4'	0.0'	Concrete		
			0.3'	Brown, mc SAND and GRAVEL, moist, no odor	0.6	11
2					6.2	
4	S-2 4' - 8'	0.6'	4.0'	As above, wet @ ~4.0' BGS, no odor	0.0	13
				Refusal @ ~5.0' BGS		
6						
8						
10						
12						
14						
16						
18						

WATER LEVEL DATA			BOTTOM OF CASING	BOTTOM OF BORING	GROUNDWATER ENCOUNTERED
DATE	TIME	ELAPSED TIME			
				5.0'	4.0'

NOTES:

GENERAL NOTES
1) STRATIFICATION LINES REPRESENT APPROXIMATE BOUNDARY BETWEEN SOIL TYPES, TRANSITIONS MAY BE GRADUAL.
2) WATER LEVEL READINGS HAVE BEEN MADE AT TIMES AND UNDER CONDITIONS STATED, FLUCTUATIONS OF GROUNDWATER
3) Abbreviations
and = 35 to 50 %
some = 20 to 35%
little = 10 to 20%
trace = 1 to 10%
c = coarse
m = medium
f = fine
vf = very fine
BGS = Below the Ground Surface
NA = Not Applicable

BORING: **SB-15**

LABELLA Associates, P.C.

300 STATE STREET, ROCHESTER, NY
ENVIRONMENTAL ENGINEERING CONSULTANTS

PROJECT
690 Saint Paul Street
Rochester, New York
BCP Site #C828159

BORING: SB-16
SHEET 1 OF
JOB: 209280
CHKD BY: ED

CONTRACTOR: Nothnagle Drilling, Inc. BORING LOCATION: TIME: TO
DRILLER: J. Swytzer GROUND SURFACE ELEVATION: DATUM:
LABELLA REPRESENTATIVE: E. Dumrese START DATE: 3/24/2010 END DATE: 3/24/2010

TYPE OF DRILL RIG: Track Mounted Geoprobe Model 6610DT
AUGER SIZE AND TYPE: NA
OVERBURDEN SAMPLING METHOD: Direct Push
DRIVE SAMPLER TYPE: 4-foot Macrocore
INSIDE DIAMETER: ~1.8-Inch
OTHER:

DEPTH	SAMPLE NO. AND DEPTH	SAMPLE RECOVERY	STRATA CHANGE	VISUAL CLASSIFICATION	PID FIELD SCREEN (PPM)	LUDLUM FIELD SCREEN (µREM/H)
0	S-1 0' to 4'	0.8'	0.0'	Topsoi/Grass		
			0.3'	Light brown, mc SAND and c GRAVEL, moist, no odor	0.2	13
2					0.0	
				Bottom @ ~3.0' BGS		
4						
6						
8						
10						
12						
14						
16						
18						

WATER LEVEL DATA			BOTTOM OF CASING	BOTTOM OF BORING	GROUNDWATER ENCOUNTERED
DATE	TIME	ELAPSED TIME			
				3.0'	No

NOTES:

GENERAL NOTES
1) STRATIFICATION LINES REPRESENT APPROXIMATE BOUNDARY BETWEEN SOIL TYPES, TRANSITIONS MAY BE GRADUAL.
2) WATER LEVEL READINGS HAVE BEEN MADE AT TIMES AND UNDER CONDITIONS STATED, FLUCTUATIONS OF GROUNDWATER
3) Abbreviations
and = 35 to 50 %
some = 20 to 35%
little = 10 to 20%
trace = 1 to 10%
c = coarse
m = medium
f = fine
vf = very fine
BGS = Below the Ground Surface
NA = Not Applicable

BORING: SB-16

LABELLA Associates, P.C.

300 STATE STREET, ROCHESTER, NY
ENVIRONMENTAL ENGINEERING CONSULTANTS

PROJECT
690 Saint Paul Street
Rochester, New York
BCP Site #C828159

BORING: SB-17
SHEET 1 OF
JOB: 209280
CHKD BY: ED

CONTRACTOR: Nothnagle Drilling, Inc. BORING LOCATION: TIME: TO
DRILLER: J. Swytzer GROUND SURFACE ELEVATION: DATUM:
LABELLA REPRESENTATIVE: E. Dumrese START DATE: 3/24/2010 END DATE: 3/24/2010

TYPE OF DRILL RIG: Track Mounted Geoprobe Model 6610DT
AUGER SIZE AND TYPE: NA
OVERBURDEN SAMPLING METHOD: Direct Push
DRIVE SAMPLER TYPE: 4-foot Macrocore
INSIDE DIAMETER: ~1.8-Inch
OTHER:

DEPTH	SAMPLE NO. AND DEPTH	SAMPLE RECOVERY	STRATA CHANGE	VISUAL CLASSIFICATION	PID FIELD SCREEN (PPM)	LUDLUM FIELD SCREEN (µREM/H)
0	S-1 0' to 4'	2.5'	0.0'	Topsoi/Grass		
			0.8'	Brown, mc SAND, some Silt and Gravel, moist, no odor	1.9	13
2					0.0	
4				*Bottom @ ~4.0' BGS*		
6						
8						
10						
12						
14						
16						
18						

WATER LEVEL DATA			BOTTOM OF CASING	BOTTOM OF BORING	GROUNDWATER ENCOUNTERED
DATE	TIME	ELAPSED TIME			
				4.0'	No

NOTES:

GENERAL NOTES
1) STRATIFICATION LINES REPRESENT APPROXIMATE BOUNDARY BETWEEN SOIL TYPES, TRANSITIONS MAY BE GRADUAL.
2) WATER LEVEL READINGS HAVE BEEN MADE AT TIMES AND UNDER CONDITIONS STATED, FLUCTUATIONS OF GROUNDWATER
3) Abbreviations
and = 35 to 50 %
some = 20 to 35%
little = 10 to 20%
trace = 1 to 10%
c = coarse
m = medium
f = fine
vf = very fine
BGS = Below the Ground Surface
NA = Not Applicable

BORING: SB-17

LABELLA Associates, P.C.

300 STATE STREET, ROCHESTER, NY
ENVIRONMENTAL ENGINEERING CONSULTANTS

PROJECT
690 Saint Paul Street
Rochester, New York
BCP Site #C828159

BORING: SB-18
SHEET 1 OF
JOB: 209280
CHKD BY: ED

CONTRACTOR: Nothnagle Drilling, Inc. BORING LOCATION: TIME: TO
DRILLER: J. Swytzer GROUND SURFACE ELEVATION: DATUM:
LABELLA REPRESENTATIVE: E. Dumrese START DATE: 3/24/2010 END DATE: 3/24/2010

TYPE OF DRILL RIG: Track Mounted Geoprobe Model 6610DT
AUGER SIZE AND TYPE: NA
OVERBURDEN SAMPLING METHOD: Direct Push
DRIVE SAMPLER TYPE: 4-foot Macrocore
INSIDE DIAMETER: ~1.8-Inch
OTHER:

DEPTH	SAMPLE NO. AND DEPTH	SAMPLE RECOVERY	STRATA CHANGE	VISUAL CLASSIFICATION	PID FIELD SCREEN (PPM)	LUDLUM FIELD SCREEN (µREM/H)
0	S-1 0' to 4'	3.5'	0.0'	Topsoi/Grass		
			0.8'	Brown, mc SAND, little Silt and Gravel, moist, no odor	0.0	19
2					22.1	
4	S-2 4' - 8'	3.1'	4.0'	As above, moist, slight odor	34.3	22
				Bottom @ ~4.7' BGS		
6					29.2	
8						
10						
12						
14						
16						
18						

WATER LEVEL DATA			BOTTOM OF CASING	BOTTOM OF BORING	GROUNDWATER ENCOUNTERED
DATE	TIME	ELAPSED TIME			
				4.7'	No

NOTES:

GENERAL NOTES
1) STRATIFICATION LINES REPRESENT APPROXIMATE BOUNDARY BETWEEN SOIL TYPES, TRANSITIONS MAY BE GRADUAL.
2) WATER LEVEL READINGS HAVE BEEN MADE AT TIMES AND UNDER CONDITIONS STATED, FLUCTUATIONS OF GROUNDWATER
3) Abbreviations
and = 35 to 50 %
some = 20 to 35%
little = 10 to 20%
trace = 1 to 10%
c = coarse
m = medium
f = fine
vf = very fine
BGS = Below the Ground Surface
NA = Not Applicable

BORING: SB-18

LABELLA Associates, P.C.

300 STATE STREET, ROCHESTER, NY
ENVIRONMENTAL ENGINEERING CONSULTANTS

PROJECT
690 Saint Paul Street
Rochester, New York
BCP Site #C828159

BORING: SB-19
SHEET 1 OF
JOB: 209280
CHKD BY: ED

CONTRACTOR: Nothnagle Drilling, Inc. BORING LOCATION: TIME: TO
DRILLER: J. Swytzer GROUND SURFACE ELEVATION: DATUM:
LABELLA REPRESENTATIVE: E. Dumrese START DATE: 4/2/2010 END DATE: 4/2/2010

TYPE OF DRILL RIG: Track Mounted Geoprobe Model 6610DT
AUGER SIZE AND TYPE: NA
OVERBURDEN SAMPLING METHOD: Direct Push
DRIVE SAMPLER TYPE: 4-foot Macrocore
INSIDE DIAMETER: ~1.8-Inch
OTHER:

DEPTH	SAMPLE NO. AND DEPTH	SAMPLE RECOVERY	STRATA CHANGE	VISUAL CLASSIFICATION	PID FIELD SCREEN (PPM)	LUDLUM FIELD SCREEN (µREM/H)
0	S-1 0' to 4'	1.4'	0.0'	Topsoi/Grass		
			0.6'	Brown, mc SAND, little Silt and c Gravel, moist, no odor	0.0	13
2					0.1	
4	S-2 4' - 8'	3.8'	4.0'	As above, moist, no oor	0.0	19
6					0.0	13
8	S-3 8' - 12'	1.8'	8.0'	Gray, mc SAND and c GRAVEL, saturated, petroleum odor, sheen present	1.8	
10				*Refusal @ ~10.8' BGS*		
12						
14						
16						
18						

WATER LEVEL DATA			BOTTOM OF CASING	BOTTOM OF BORING	GROUNDWATER ENCOUNTERED
DATE	TIME	ELAPSED TIME			
				10.8'	8.0'

NOTES:

GENERAL NOTES
1) STRATIFICATION LINES REPRESENT APPROXIMATE BOUNDARY BETWEEN SOIL TYPES, TRANSITIONS MAY BE GRADUAL.
2) WATER LEVEL READINGS HAVE BEEN MADE AT TIMES AND UNDER CONDITIONS STATED, FLUCTUATIONS OF GROUNDWATER
3) Abbreviations
and = 35 to 50 %
some = 20 to 35%
little = 10 to 20%
trace = 1 to 10%
c = coarse
m = medium
f = fine
vf = very fine
BGS = Below the Ground Surface
NA = Not Applicable

BORING: SB-19

LABELLA Associates, P.C.

300 STATE STREET, ROCHESTER, NY
ENVIRONMENTAL ENGINEERING CONSULTANTS

PROJECT
690 Saint Paul Street
Rochester, New York
BCP Site #C828159

BORING: SB-20
SHEET 1 OF
JOB: 209280
CHKD BY: ED

CONTRACTOR: Nothnagle Drilling, Inc. BORING LOCATION: TIME: TO
DRILLER: J. Swytzer GROUND SURFACE ELEVATION: DATUM:
LABELLA REPRESENTATIVE: E. Dumrese START DATE: 3/24/2010 END DATE: 3/24/2010

TYPE OF DRILL RIG: Track Mounted Geoprobe Model 6610DT
AUGER SIZE AND TYPE: NA
OVERBURDEN SAMPLING METHOD: Direct Push
DRIVE SAMPLER TYPE: 4-foot Macrocore
INSIDE DIAMETER: ~1.8-Inch
OTHER:

DEPTH	SAMPLE NO. AND DEPTH	SAMPLE RECOVERY	STRATA CHANGE	VISUAL CLASSIFICATION	PID FIELD SCREEN (PPM)	LUDLUM FIELD SCREEN (µREM/H)
0	S-1 0' to 4'	3.1'	0.0'	Topsoi/Grass		
			0.3'	Brown, mc SAND, little Silt and c Gravel, moist, no odor	0.0	20
2					0.3	
4	S-2 4' - 8'	1.9'	4.0'	As above, moist, no oor	0.0	16
			5.8'	Black, stained, mf SAND, slight petroleum odor		
6			6.2'	Brown to gray, mf SAND, some Gravel, moist, no odor	1.6	
				Bottom @ 6.5' BGS		
8						
10						
12						
14						
16						
18						

WATER LEVEL DATA			BOTTOM OF CASING	BOTTOM OF BORING	GROUNDWATER ENCOUNTERED
DATE	TIME	ELAPSED TIME			
				6.5'	No

NOTES:

GENERAL NOTES
1) STRATIFICATION LINES REPRESENT APPROXIMATE BOUNDARY BETWEEN SOIL TYPES, TRANSITIONS MAY BE GRADUAL.
2) WATER LEVEL READINGS HAVE BEEN MADE AT TIMES AND UNDER CONDITIONS STATED, FLUCTUATIONS OF GROUNDWATER
3) Abbreviations
and = 35 to 50 %
some = 20 to 35%
little = 10 to 20%
trace = 1 to 10%
c = coarse
m = medium
f = fine
vf = very fine
BGS = Below the Ground Surface
NA = Not Applicable

BORING: SB-20

LABELLA Associates, P.C.

300 STATE STREET, ROCHESTER, NY
ENVIRONMENTAL ENGINEERING CONSULTANTS

PROJECT
690 Saint Paul Street
Rochester, New York
BCP Site #C828159

BORING: SB-21
SHEET 1 OF
JOB: 209280
CHKD BY: ED

CONTRACTOR: Nothnagle Drilling, Inc. BORING LOCATION: TIME: TO
DRILLER: J. Swytzer GROUND SURFACE ELEVATION: DATUM:
LABELLA REPRESENTATIVE: E. Dumrese START DATE: 4/2/2010 END DATE: 4/2/2010

TYPE OF DRILL RIG: Track Mounted Geoprobe Model 6610DT
AUGER SIZE AND TYPE: NA
OVERBURDEN SAMPLING METHOD: Direct Push
DRIVE SAMPLER TYPE: 4-foot Macrocore
INSIDE DIAMETER: ~1.8-Inch
OTHER:

DEPTH	SAMPLE NO. AND DEPTH	SAMPLE RECOVERY	STRATA CHANGE	VISUAL CLASSIFICATION	PID FIELD SCREEN (PPM)	LUDLUM FIELD SCREEN (µREM/H)
0	S-1 0' to 4'	1.9'	0.0'	Topsoi/Grass		
			0.3'	Brown, mc SAND, some Silt and c Gravel, moist, no odor	0.0	30
2					0.0	
4	S-2 4' - 8'	3.4'	4.0'	As above, moist, no odor	0.0	18
6					0.0	
			7.2'	**NATIVE SOIL** Gray to brown, mc SAND, some Silt, moist		
				Bottom @ ~7.5' BGS		
8						
10						
12						
14						
16						
18						

WATER LEVEL DATA			BOTTOM OF CASING	BOTTOM OF BORING	GROUNDWATER ENCOUNTERED
DATE	TIME	ELAPSED TIME			
				7.5'	No

NOTES:

GENERAL NOTES
1) STRATIFICATION LINES REPRESENT APPROXIMATE BOUNDARY BETWEEN SOIL TYPES, TRANSITIONS MAY BE GRADUAL.
2) WATER LEVEL READINGS HAVE BEEN MADE AT TIMES AND UNDER CONDITIONS STATED, FLUCTUATIONS OF GROUNDWATER
3) Abbreviations
and = 35 to 50 %
some = 20 to 35%
little = 10 to 20%
trace = 1 to 10%
c = coarse
m = medium
f = fine
vf = very fine
BGS = Below the Ground Surface
NA = Not Applicable

BORING: SB-21

LABELLA Associates, P.C.

300 STATE STREET, ROCHESTER, NY
ENVIRONMENTAL ENGINEERING CONSULTANTS

PROJECT
690 Saint Paul Street
Rochester, New York
BCP Site #C828159

BORING: SB-22
SHEET 1 OF
JOB: 209280
CHKD BY: ED

CONTRACTOR: Nothnagle Drilling, Inc. BORING LOCATION: TIME: TO
DRILLER: J. Swytzer GROUND SURFACE ELEVATION: DATUM:
LABELLA REPRESENTATIVE: E. Dumrese START DATE: 6/22/2010 END DATE: 6/22/10

TYPE OF DRILL RIG: Track Mounted Geoprobe Model 6610DT
AUGER SIZE AND TYPE: NA
OVERBURDEN SAMPLING METHOD: Direct Push
DRIVE SAMPLER TYPE: 4-foot Macrocore
INSIDE DIAMETER: ~1.8-Inch
OTHER:

DEPTH	SAMPLE NO AND DEPTH	SAMPLE RECOVERY	STRATA CHANGE	VISUAL CLASSIFICATION	PID FIELD SCREEN (PPM)	LUDLUM FIELD SCREEN (µREM/H)
0	S-1 0' to 4'	1.9'	0.0'	Asphalt		
			0.3'	**FILL MATERIALS** C&D debris, some foundry sand, dry, no odor	0.0	13
2					0.0	82
				Refusal @ ~3.2' BGS		
4						
6						
8						
10						
12						
14						
16						
18						

WATER LEVEL DATA			BOTTOM OF CASING	BOTTOM OF BORING	GROUNDWATER ENCOUNTERED
DATE	TIME	ELAPSED TIME			
				3.2'	No

NOTES:

GENERAL NOTES
1) STRATIFICATION LINES REPRESENT APPROXIMATE BOUNDARY BETWEEN SOIL TYPES, TRANSITIONS MAY BE GRADUAL.
2) WATER LEVEL READINGS HAVE BEEN MADE AT TIMES AND UNDER CONDITIONS STATED, FLUCTUATIONS OF GROUNDWATER
3) Abbreviations
and = 35 to 50 %
some = 20 to 35%
little = 10 to 20%
trace = 1 to 10%
c = coarse
m = medium
f = fine
vf = very fine
BGS = Below the Ground Surface
NA = Not Applicable

BORING: SB-22

LABELLA Associates, P.C.

300 STATE STREET, ROCHESTER, NY
ENVIRONMENTAL ENGINEERING CONSULTANTS

PROJECT
690 Saint Paul Street
Rochester, New York
BCP Site #C828159

BORING: SB-23
SHEET 1 OF
JOB: 209280
CHKD BY: ED

CONTRACTOR: Nothnagle Drilling, Inc. BORING LOCATION: TIME: 1030 TO 1100
DRILLER: J. Swytzer GROUND SURFACE ELEVATION: DATUM:
LABELLA REPRESENTATIVE: E. Dumrese START DATE: 6/22/2010 END DATE: 6/22/10

TYPE OF DRILL RIG: Track Mounted Geoprobe Model 6610DT DRIVE SAMPLER TYPE: 4-foot Macrocore
AUGER SIZE AND TYPE: NA INSIDE DIAMETER: ~1.8-Inch
OVERBURDEN SAMPLING METHOD: Direct Push OTHER:

DEPTH	SAMPLE NO. AND DEPTH	SAMPLE RECOVERY	STRATA CHANGE	VISUAL CLASSIFICATION	PID FIELD SCREEN (PPM)	LUDLUM FIELD SCREEN (µREM/H)
0	S-1 0' to 4'	2.5'	0.0'	Asphalt		
			0.3'	**FILL MATERIALS** Black, Cinders, Coals, Crushed Gravel, moist, no odor	0.0	11
2					0.0	13
4	S-2 4' - 8'	2.0'	4.0'	Light brown, mf SAND and SILT, moist, no odor	0.0	12
			4.2'	Concrete Refusal		
				Concrete Refusal @ ~4.2 BGS		
6						
8						
10						
12						
14						
16						
18						

WATER LEVEL DATA			BOTTOM OF	BOTTOM OF	GROUNDWATER
DATE	TIME	ELAPSED TIME	CASING	BORING	ENCOUNTERED
				4.2'	No

NOTES:

GENERAL NOTES
1) STRATIFICATION LINES REPRESENT APPROXIMATE BOUNDARY BETWEEN SOIL TYPES, TRANSITIONS MAY BE GRADUAL.
2) WATER LEVEL READINGS HAVE BEEN MADE AT TIMES AND UNDER CONDITIONS STATED, FLUCTUATIONS OF GROUNDWATER
3) Abbreviations
and = 35 to 50 % c = coarse
some = 20 to 35% m = medium BGS = Below the Ground Surface
little = 10 to 20% f = fine NA = Not Applicable
trace = 1 to 10% vf = very fine

BORING: SB-23

LABELLA Associates, P.C.

300 STATE STREET, ROCHESTER, NY
ENVIRONMENTAL ENGINEERING CONSULTANTS

PROJECT
690 Saint Paul Street
Rochester, New York
BCP Site #C828159

BORING: SB-24
SHEET 1 OF
JOB: 209280
CHKD BY: ED

CONTRACTOR: Nothnagle Drilling, Inc. BORING LOCATION: TIME: TO
DRILLER: J. Swytzer GROUND SURFACE ELEVATION: DATUM:
LABELLA REPRESENTATIVE: E. Dumrese START DATE: 9/22/2010 END DATE: 9/22/10

TYPE OF DRILL RIG: Track Mounted Geoprobe Model 6610DT
AUGER SIZE AND TYPE: NA
OVERBURDEN SAMPLING METHOD: Direct Push
DRIVE SAMPLER TYPE: 4-foot Macrocore
INSIDE DIAMETER: ~1.8-Inch
OTHER:

DEPTH	SAMPLE NO AND DEPTH	SAMPLE RECOVERY	STRATA CHANGE	VISUAL CLASSIFICATION	PID FIELD SCREEN (PPM)	LUDLUM FIELD SCREEN (µREM/H)
0	S-1 0' to 4'	3.8'	0.0'	Asphalt		
			0.4'	**FILL MATERIALS** Black, Cinders, Coals, Crushed Gravel, Foundry Sand, moist, no odor	0.0	66
2					0.0	35
				Refusal @ ~3.5' BGS		
4	S-2 4' - 8'					
6						
8	S-3 8' - 12'					
10						
12						
14						
16						
18						

WATER LEVEL DATA			BOTTOM OF CASING	BOTTOM OF BORING	GROUNDWATER ENCOUNTERED
DATE	TIME	ELAPSED TIME			
				3.5'	No

NOTES:

GENERAL NOTES
1) STRATIFICATION LINES REPRESENT APPROXIMATE BOUNDARY BETWEEN SOIL TYPES, TRANSITIONS MAY BE GRADUAL.
2) WATER LEVEL READINGS HAVE BEEN MADE AT TIMES AND UNDER CONDITIONS STATED, FLUCTUATIONS OF GROUNDWATER
3) Abbreviations
and = 35 to 50 %
some = 20 to 35%
little = 10 to 20%
trace = 1 to 10%
c = coarse
m = medium
f = fine
vf = very fine
BGS = Below the Ground Surface
NA = Not Applicable

BORING: SB-24

LABELLA Associates, P.C.

300 STATE STREET, ROCHESTER, NY
ENVIRONMENTAL ENGINEERING CONSULTANTS

PROJECT
690 Saint Paul Street
Rochester, New York
BCP Site #C828159

BORING: SB-25
SHEET 1 OF
JOB: 209280
CHKD BY: ED

CONTRACTOR: Nothnagle Drilling, Inc. BORING LOCATION: TIME: 830 TO 900
DRILLER: J. Swytzer GROUND SURFACE ELEVATION: DATUM:
LABELLA REPRESENTATIVE: E. Dumrese START DATE: 9/22/2010 END DATE: 9/22/10

TYPE OF DRILL RIG: Track Mounted Geoprobe Model 6610DT
AUGER SIZE AND TYPE: NA
OVERBURDEN SAMPLING METHOD: Direct Push
DRIVE SAMPLER TYPE: 4-foot Macrocore
INSIDE DIAMETER: ~1.8-Inch
OTHER:

DEPTH	SAMPLE NO AND DEPTH	SAMPLE RECOVERY	STRATA CHANGE	VISUAL CLASSIFICATION	PID FIELD SCREEN (PPM)	LUDLUM FIELD SCREEN (µREM/H)
0	S-1 0' to 4'	2.4'	0.0'	Asphalt	0.0	20
			0.5'	**FILL MATERIALS** Black, Cinders, Coals, Crushed Gravel, moist, no odor		
2					0.0	35
4	S-2 4' - 8'	3.4'	4.0'	As above, moist, no odor	0.0	40
6			7.5'	**NATIVE SOIL** Light brown, mc SAND and SILT, wet @ ~7.8' BGS	0.0	25
8	S-3 8' - 12'	3.3'	8.0'	As above, wet, no odor	0.0	30
10				*Refusal @ ~10.7 BGS*	0.0	20
12						
14						
16						
18						

WATER LEVEL DATA			BOTTOM OF CASING	BOTTOM OF BORING	GROUNDWATER ENCOUNTERED
DATE	TIME	ELAPSED TIME			
				10.7'	7.8'

NOTES:

GENERAL NOTES
1) STRATIFICATION LINES REPRESENT APPROXIMATE BOUNDARY BETWEEN SOIL TYPES, TRANSITIONS MAY BE GRADUAL.
2) WATER LEVEL READINGS HAVE BEEN MADE AT TIMES AND UNDER CONDITIONS STATED, FLUCTUATIONS OF GROUNDWATER
3) Abbreviations

and = 35 to 50 %	c = coarse	
some = 20 to 35%	m = medium	BGS = Below the Ground Surface
little = 10 to 20%	f = fine	NA = Not Applicable
trace = 1 to 10%	vf = very fine	

BORING: SB-25

LABELLA Associates, P.C.

300 STATE STREET, ROCHESTER, NY
ENVIRONMENTAL ENGINEERING CONSULTANTS

PROJECT
690 Saint Paul Street
Rochester, New York
BCP Site #C828159

BORING: **SB-26**
SHEET 1 OF
JOB: **209280**
CHKD BY: ED

CONTRACTOR: Nothnagle Drilling, Inc. BORING LOCATION: TIME: 1100 TO 1130
DRILLER: J. Swytzer GROUND SURFACE ELEVATION: DATUM:
LABELLA REPRESENTATIVE: E. Dumrese START DATE: 6/24/2010 END DATE: 6/24/10

TYPE OF DRILL RIG: Track Mounted Geoprobe Model 6610DT
AUGER SIZE AND TYPE: NA
OVERBURDEN SAMPLING METHOD: Direct Push
DRIVE SAMPLER TYPE: 4-foot Macrocore
INSIDE DIAMETER: ~1.8-Inch
OTHER:

DEPTH	SAMPLE NO. AND DEPTH	SAMPLE RECOVERY	STRATA CHANGE	VISUAL CLASSIFICATION	PID FIELD SCREEN (PPM)	LUDLUM FIELD SCREEN (µREM/H)
0	S-1 0' to 4'	2.3.	0.0'	Asphalt		7
			0.3.	**FILL MATERIALS** Crushed brick, cinders, coals, crushed stone, moist, no odor	0.0	
2					0.0	12
4	S-2 4' - 8'	2.9.	4.0'	As above, moist, no odor	0.0	9
6				**NATIVE SOIL**	0.0	9
			6.8'	Dark brown to grey, SILT and mf SAND, moist, no odor		
8	S-3 8' - 12'	3.1.	8.0'	As above, moist, no odor	0.0	12
			9.8'	Brown, SILT, some Gravel, wet, no odor		
10					1,359	14
				Refusal @ 11.3' BGS		
12						
14						
16						
18						

WATER LEVEL DATA			BOTTOM OF CASING	BOTTOM OF BORING	GROUNDWATER ENCOUNTERED
DATE	TIME	ELAPSED TIME			
				11.3'	9.8'

NOTES:

GENERAL NOTES
1) STRATIFICATION LINES REPRESENT APPROXIMATE BOUNDARY BETWEEN SOIL TYPES, TRANSITIONS MAY BE GRADUAL.
2) WATER LEVEL READINGS HAVE BEEN MADE AT TIMES AND UNDER CONDITIONS STATED, FLUCTUATIONS OF GROUNDWATER
3) Abbreviations and = 35 to 50 % c = coarse
some = 20 to 35% m = medium BGS = Below the Ground Surface
little = 10 to 20% f = fine NA = Not Applicable
trace = 1 to 10% vf = very fine

BORING: **SB-26**

LABELLA Associates, P.C.

300 STATE STREET, ROCHESTER, NY
ENVIRONMENTAL ENGINEERING CONSULTANTS

PROJECT
690 Saint Paul Street
Rochester, New York
BCP Site #C828159

BORING: SB-27
SHEET 1 OF
JOB: 209280
CHKD BY: ED

CONTRACTOR: Nothnagle Drilling, Inc. BORING LOCATION: TIME: 805 TO 845
DRILLER: J. Swytzer GROUND SURFACE ELEVATION: DATUM:
LABELLA REPRESENTATIVE: E. Dumrese START DATE: 9/22/2010 END DATE: 9/22/10

TYPE OF DRILL RIG: Track Mounted Geoprobe Model 6610DT
AUGER SIZE AND TYPE: NA
OVERBURDEN SAMPLING METHOD: Direct Push
DRIVE SAMPLER TYPE: 4-foot Macrocore
INSIDE DIAMETER: ~1.8-Inch
OTHER:

DEPTH	SAMPLE NO AND DEPTH	SAMPLE RECOVERY	STRATA CHANGE	VISUAL CLASSIFICATION	PID FIELD SCREEN (PPM)	LUDLUM FIELD SCREEN (µREM/H)
0	S-1 0' to 4'	2.1'	0.0'	Asphalt	0.0	40
			0.3.	**FILL MATERIALS** Light brown, mc SAND and crushed brick, moist, no odor		
2					0.0	33
4	S-2 4' - 8'	2.3'	4.0'	Light brown, mc SAND, some Silt, moist, no odor	0.0	20
6					0.0	30
			7.3'	As above, wet @ ~7.3' BGS, no odor		
8	S-3 8' - 12'	2.5'	8.0'	As above, wet, no odor	107.0	35
				NATIVE SOIL (GLACIAL TILL)		
10			10.5'	Light brown, SILT, some mf Sand and gravel, moist, petroleum odor	113	20
				Refusal @ ~11.5' BGS		
12						
14						
16						
18						

WATER LEVEL DATA			BOTTOM OF	BOTTOM OF	GROUNDWATER
DATE	TIME	ELAPSED TIME	CASING	BORING	ENCOUNTERED
				11.5'	7.3'

NOTES:

GENERAL NOTES
1) STRATIFICATION LINES REPRESENT APPROXIMATE BOUNDARY BETWEEN SOIL TYPES, TRANSITIONS MAY BE GRADUAL.
2) WATER LEVEL READINGS HAVE BEEN MADE AT TIMES AND UNDER CONDITIONS STATED, FLUCTUATIONS OF GROUNDWATER
3) Abbreviations
and = 35 to 50 %
some = 20 to 35%
little = 10 to 20%
trace = 1 to 10%
c = coarse
m = medium
f = fine
vf = very fine
BGS = Below the Ground Surface
NA = Not Applicable

BORING: SB-27

LABELLA Associates, P.C.

300 STATE STREET, ROCHESTER, NY
ENVIRONMENTAL ENGINEERING CONSULTANTS

PROJECT
690 Saint Paul Street
Rochester, New York
BCP Site #C828159

BORING: SB-28
SHEET 1 OF
JOB: 209280
CHKD BY: ED

CONTRACTOR: Nothnagle Drilling, Inc. BORING LOCATION: TIME: 1100 TO 1130
DRILLER: J. Swytzer GROUND SURFACE ELEVATION: DATUM:
LABELLA REPRESENTATIVE: E. Dumrese START DATE: 6/24/2010 END DATE: 6/24/10

TYPE OF DRILL RIG: Track Mounted Geoprobe Model 6610DT DRIVE SAMPLER TYPE: 4-foot Macrocore
AUGER SIZE AND TYPE: NA INSIDE DIAMETER: ~1.8-Inch
OVERBURDEN SAMPLING METHOD: Direct Push OTHER:

DEPTH	SAMPLE NO. AND DEPTH	SAMPLE RECOVERY	STRATA CHANGE	VISUAL CLASSIFICATION	PID FIELD SCREEN (PPM)	LUDLUM FIELD SCREEN (µREM/H)
0	S-1 0' to 4'	3.2'	0.0'	Asphalt		18
			0.3.	**FILL MATERIALS** Crushed brick, cinders, coals, crushed stone, moist, no odor	0.0	
2					0.0	12
				NATIVE SOIL		
4	S-2 4' - 8'	4.0'	4.0'	Light brown, mf SAND and SILT, moist, no odor	0.0	9
6					0.0	13
8	S-3 8' - 12'	2.8'	8.0'	As above, moist, no odor	0.0	11
			9.3'	as above, wet, no odor		
10				*Refusal @ ~10.4' BGS*		
12						
14						
16						
18						

WATER LEVEL DATA			BOTTOM OF	BOTTOM OF	GROUNDWATER
DATE	TIME	ELAPSED TIME	CASING	BORING	ENCOUNTERED
				10.4'	9.3'

NOTES:

GENERAL NOTES
1) STRATIFICATION LINES REPRESENT APPROXIMATE BOUNDARY BETWEEN SOIL TYPES, TRANSITIONS MAY BE GRADUAL.
2) WATER LEVEL READINGS HAVE BEEN MADE AT TIMES AND UNDER CONDITIONS STATED, FLUCTUATIONS OF GROUNDWATER
3) Abbreviations
and = 35 to 50 % c = coarse
some = 20 to 35% m = medium BGS = Below the Ground Surface
little = 10 to 20% f = fine NA = Not Applicable
trace = 1 to 10% vf = very fine

BORING: SB-28

LABELLA Associates, P.C.

300 STATE STREET, ROCHESTER, NY
ENVIRONMENTAL ENGINEERING CONSULTANTS

PROJECT
690 Saint Paul Street
Rochester, New York
BCP Site #C828159

BORING: SB-29
SHEET 1 OF
JOB: 209280
CHKD BY: ED

CONTRACTOR: Nothnagle Drilling, Inc. BORING LOCATION: TIME: 1100 TO 1130
DRILLER: J. Swytzer GROUND SURFACE ELEVATION: DATUM:
LABELLA REPRESENTATIVE: E. Dumrese START DATE: 9/24/2010 END DATE: 9/24/10

TYPE OF DRILL RIG: Track Mounted Geoprobe Model 6610DT
AUGER SIZE AND TYPE: NA
OVERBURDEN SAMPLING METHOD: Direct Push
DRIVE SAMPLER TYPE: 4-foot Macrocore
INSIDE DIAMETER: ~1.8-Inch
OTHER:

DEPTH	SAMPLE NO AND DEPTH	SAMPLE RECOVERY	STRATA CHANGE	VISUAL CLASSIFICATION	PID FIELD SCREEN (PPM)	LUDLUM FIELD SCREEN (µREM/H)
0	S-1 0' to 4'	2.7'	0.0'	Asphalt	0.0	52
			0.4'	Light brown, mc SAND, little Silt and c. Gravel, dry, no odor		
2					0.0	46
			3.0'	Pink Sandstone gravel		
			3.3'	Light brown, SILT and CLAY, moist, no odor		
4	S-2 4' - 8'	3.2'	4.0'	As above, moist, no odor	0.0	35
6					0.0	91
			6.4'	Light brown, SILT and mf SAND, moist, no odor		
			7.4'	As above, wet, no odor		
8	S-3 8' - 12'	3.0'	8.0'	As above, wet, no odor	0.0	14
						57
10				*Refusal @ ~10.4' BGS*		
12						
14						
16						
18						

WATER LEVEL DATA			BOTTOM OF	BOTTOM OF	GROUNDWATER
DATE	TIME	ELAPSED TIME	CASING	BORING	ENCOUNTERED
				10.4'	7.4'

NOTES:

GENERAL NOTES
1) STRATIFICATION LINES REPRESENT APPROXIMATE BOUNDARY BETWEEN SOIL TYPES, TRANSITIONS MAY BE GRADUAL.
2) WATER LEVEL READINGS HAVE BEEN MADE AT TIMES AND UNDER CONDITIONS STATED, FLUCTUATIONS OF GROUNDWATER
3) Abbreviations
and = 35 to 50 %
some = 20 to 35%
little = 10 to 20%
trace = 1 to 10%
c = coarse
m = medium
f = fine
vf = very fine
BGS = Below the Ground Surface
NA = Not Applicable

BORING: SB-29

LABELLA Associates, P.C.

300 STATE STREET, ROCHESTER, NY
ENVIRONMENTAL ENGINEERING CONSULTANTS

PROJECT
690 Saint Paul Street
Rochester, New York
BCP Site #C828159

BORING: SB-30
SHEET 1 OF
JOB: 209280
CHKD BY: ED

CONTRACTOR: Nothnagle Drilling, Inc. BORING LOCATION: TIME: 830 TO 900
DRILLER: J. Swytzer GROUND SURFACE ELEVATION: DATUM:
LABELLA REPRESENTATIVE: E. Dumrese START DATE: 9/24/2010 END DATE: 9/24/10

TYPE OF DRILL RIG: Track Mounted Geoprobe Model 6610DT
AUGER SIZE AND TYPE: NA
OVERBURDEN SAMPLING METHOD: Direct Push
DRIVE SAMPLER TYPE: 4-foot Macrocore
INSIDE DIAMETER: ~1.8-Inch
OTHER:

DEPTH	SAMPLE NO AND DEPTH	SAMPLE RECOVERY	STRATA CHANGE	VISUAL CLASSIFICATION	PID FIELD SCREEN (PPM)	LUDLUM FIELD SCREEN (µREM/H)
0	S-1 0' to 4'	3.7'	0.0'	Asphalt	0.0	66
			0.2'	C. Gravel sub-base		
				FILL MATERIALS		
			0.6'	Black, cinders, coals, moist, no odor		
2					0.0	59
			2.1'	Brown, SILT, moist, no odor		
			3.1'	Light brown, SILT and mf SAND, moist, no odor		
4	S-2 4' - 8'	4.0'	4.0'	As above, moist, no odor	0.0	14
				NATIVE SOIL (GLACIAL TILL)		
6			6.1'	Light brown, SILT, some mf Sand and Gravel, wet, no odor	0.0	32
8	S-3 8' - 12'	3.1'	8.0'	As above, saturated, no odor	0.0	38
10				*Refusal @ ~10.7' BGS*		
12						
14						
16						
18						

WATER LEVEL DATA			BOTTOM OF	BOTTOM OF	GROUNDWATER
DATE	TIME	ELAPSED TIME	CASING	BORING	ENCOUNTERED
				10.7'	6.1'

NOTES:

GENERAL NOTES
1) STRATIFICATION LINES REPRESENT APPROXIMATE BOUNDARY BETWEEN SOIL TYPES, TRANSITIONS MAY BE GRADUAL.
2) WATER LEVEL READINGS HAVE BEEN MADE AT TIMES AND UNDER CONDITIONS STATED, FLUCTUATIONS OF GROUNDWATER
3) Abbreviations

and = 35 to 50 %	c = coarse	
some = 20 to 35%	m = medium	BGS = Below the Ground Surface
little = 10 to 20%	f = fine	NA = Not Applicable
trace = 1 to 10%	vf = very fine	

BORING: SB-30

LABELLA Associates, P.C.

300 STATE STREET, ROCHESTER, NY
ENVIRONMENTAL ENGINEERING CONSULTANTS

PROJECT
690 Saint Paul Street
Rochester, New York
BCP Site #C828159

BORING: SB-31
SHEET 1 OF
JOB: 209280
CHKD BY: ED

CONTRACTOR: Nothnagle Drilling, Inc. BORING LOCATION: TIME: TO
DRILLER: J. Swytzer GROUND SURFACE ELEVATION: DATUM:
LABELLA REPRESENTATIVE: E. Dumrese START DATE: 9/28/2010 END DATE: 9/28/10

TYPE OF DRILL RIG: Track Mounted Geoprobe Model 6610DT
AUGER SIZE AND TYPE: NA
OVERBURDEN SAMPLING METHOD: Direct Push
DRIVE SAMPLER TYPE: 4-foot Macrocore
INSIDE DIAMETER: ~1.8-Inch
OTHER:

DEPTH	SAMPLE NO AND DEPTH	SAMPLE RECOVERY	STRATA CHANGE	VISUAL CLASSIFICATION	PID FIELD SCREEN (PPM)	LUDLUM FIELD SCREEN (µREM/H)
0	S-1 0' to 4'	0.8'	0.0'	Concrete	0.0	88
			0.5'	Greyish to brown, SILT, little mf Sand, moist, no odor		
2				*Refusal @ ~1.5' BGS*		
4						
6						
8						
10						
12						
14						
16						
18						

WATER LEVEL DATA			BOTTOM OF CASING	BOTTOM OF BORING	GROUNDWATER ENCOUNTERED
DATE	TIME	ELAPSED TIME			
				1.5'	No

NOTES:

GENERAL NOTES
1) STRATIFICATION LINES REPRESENT APPROXIMATE BOUNDARY BETWEEN SOIL TYPES, TRANSITIONS MAY BE GRADUAL.
2) WATER LEVEL READINGS HAVE BEEN MADE AT TIMES AND UNDER CONDITIONS STATED, FLUCTUATIONS OF GROUNDWATER
3) Abbreviations
and = 35 to 50 %
some = 20 to 35%
little = 10 to 20%
trace = 1 to 10%
c = coarse
m = medium
f = fine
vf = very fine
BGS = Below the Ground Surface
NA = Not Applicable

BORING: SB-31

LABELLA Associates, P.C.

300 STATE STREET, ROCHESTER, NY
ENVIRONMENTAL ENGINEERING CONSULTANTS

PROJECT
690 Saint Paul Street
Rochester, New York
BCP Site #C828159

BORING: SB-32
SHEET 1 OF
JOB: 209280
CHKD BY: ED

CONTRACTOR: Nothnagle Drilling, Inc. BORING LOCATION: TIME: 1320 TO 1345
DRILLER: J. Swytzer GROUND SURFACE ELEVATION: DATUM:
LABELLA REPRESENTATIVE: E. Dumrese START DATE: 6/23/2010 END DATE: 6/23/10

TYPE OF DRILL RIG: Track Mounted Geoprobe Model 6610DT
AUGER SIZE AND TYPE: NA
OVERBURDEN SAMPLING METHOD: Direct Push
DRIVE SAMPLER TYPE: 4-foot Macrocore
INSIDE DIAMETER: ~1.8-Inch
OTHER:

DEPTH	SAMPLE NO. AND DEPTH	SAMPLE RECOVERY	STRATA CHANGE	VISUAL CLASSIFICATION	PID FIELD SCREEN (PPM)	LUDLUM FIELD SCREEN (µREM/H)
0	S-1 0' to 4'	0.8'	0.0'	Concrete	0.0	13
			1.2'	Light brown, SILT and mf SAND, moist, no odor		
2				*Refusal @ ~2.0' BGS*		
4						
6						
8						
10						
12						
14						
16						
18						

WATER LEVEL DATA			BOTTOM OF CASING	BOTTOM OF BORING	GROUNDWATER ENCOUNTERED
DATE	TIME	ELAPSED TIME			
				2.0'	NO

NOTES:

GENERAL NOTES
1) STRATIFICATION LINES REPRESENT APPROXIMATE BOUNDARY BETWEEN SOIL TYPES, TRANSITIONS MAY BE GRADUAL.
2) WATER LEVEL READINGS HAVE BEEN MADE AT TIMES AND UNDER CONDITIONS STATED, FLUCTUATIONS OF GROUNDWATER
3) Abbreviations
and = 35 to 50 %
some = 20 to 35%
little = 10 to 20%
trace = 1 to 10%
c = coarse
m = medium
f = fine
vf = very fine
BGS = Below the Ground Surface
NA = Not Applicable

BORING: SB-32

LABELLA Associates, P.C.

300 STATE STREET, ROCHESTER, NY
ENVIRONMENTAL ENGINEERING CONSULTANTS

PROJECT
690 Saint Paul Street
Rochester, New York
BCP Site #C828159

BORING: **SB-33**
SHEET 1 OF
JOB: **209280**
CHKD BY: ED

CONTRACTOR: Nothnagle Drilling, Inc. BORING LOCATION: TIME: 1340 TO 1400
DRILLER: J. Swytzer GROUND SURFACE ELEVATION: DATUM:
LABELLA REPRESENTATIVE: E. Dumrese START DATE: 6/23/2010 END DATE: 6/23/10

TYPE OF DRILL RIG: Track Mounted Geoprobe Model 6610DT
AUGER SIZE AND TYPE: NA
OVERBURDEN SAMPLING METHOD: Direct Push
DRIVE SAMPLER TYPE: 4-foot Macrocore
INSIDE DIAMETER: ~1.8-Inch
OTHER:

DEPTH	SAMPLE NO. AND DEPTH	SAMPLE RECOVERY	STRATA CHANGE	VISUAL CLASSIFICATION	PID FIELD SCREEN (PPM)	LUDLUM FIELD SCREEN (µREM/H)
0	S-1 0' to 4'	0.9'	0.0'	Concrete		
			0.8'	Apparent bedrock refusal		
				Refusal @ ~0.8' BGS		
2						
4						
6						
8						
10						
12						
14						
16						
18						

WATER LEVEL DATA			BOTTOM OF CASING	BOTTOM OF BORING	GROUNDWATER ENCOUNTERED
DATE	TIME	ELAPSED TIME			
				0.8'	NO

NOTES:

GENERAL NOTES
1) STRATIFICATION LINES REPRESENT APPROXIMATE BOUNDARY BETWEEN SOIL TYPES, TRANSITIONS MAY BE GRADUAL.
2) WATER LEVEL READINGS HAVE BEEN MADE AT TIMES AND UNDER CONDITIONS STATED, FLUCTUATIONS OF GROUNDWATER
3) Abbreviations
and = 35 to 50 %
some = 20 to 35%
little = 10 to 20%
trace = 1 to 10%
c = coarse
m = medium
f = fine
vf = very fine
BGS = Below the Ground Surface
NA = Not Applicable

BORING: **SB-33**

LABELLA Associates, P.C.

300 STATE STREET, ROCHESTER, NY
ENVIRONMENTAL ENGINEERING CONSULTANTS

PROJECT
690 Saint Paul Street
Rochester, New York
BCP Site #C828159

BORING: SB-34
SHEET 1 OF
JOB: 209280
CHKD BY: ED

CONTRACTOR: Nothnagle Drilling, Inc. BORING LOCATION: TIME: 1320 TO 1345
DRILLER: J. Swytzer GROUND SURFACE ELEVATION: DATUM:
LABELLA REPRESENTATIVE: E. Dumrese START DATE: 9/28/2010 END DATE: 9/28/10

TYPE OF DRILL RIG: Track Mounted Geoprobe Model 6610DT
AUGER SIZE AND TYPE: NA
OVERBURDEN SAMPLING METHOD: Direct Push
DRIVE SAMPLER TYPE: 4-foot Macrocore
INSIDE DIAMETER: ~1.8-Inch
OTHER:

DEPTH	SAMPLE NO AND DEPTH	SAMPLE RECOVERY	STRATA CHANGE	VISUAL CLASSIFICATION	PID FIELD SCREEN (PPM)	LUDLUM FIELD SCREEN (µREM/H)
0	S-1 0' to 4'	0.4'	0.0'	Concrete	0.0	29
2			0.6'	Brown, SILT, little mf Sand, moist, no odor *Refusal @ ~1.4' BGS*		
4						
6						
8						
10						
12						
14						
16						
18						

WATER LEVEL DATA			BOTTOM OF	BOTTOM OF	GROUNDWATER
DATE	TIME	ELAPSED TIME	CASING	BORING	ENCOUNTERED
				1.4'	No

NOTES:

GENERAL NOTES
1) STRATIFICATION LINES REPRESENT APPROXIMATE BOUNDARY BETWEEN SOIL TYPES, TRANSITIONS MAY BE GRADUAL.
2) WATER LEVEL READINGS HAVE BEEN MADE AT TIMES AND UNDER CONDITIONS STATED, FLUCTUATIONS OF GROUNDWATER
3) Abbreviations
and = 35 to 50 %
some = 20 to 35%
little = 10 to 20%
trace = 1 to 10%
c = coarse
m = medium
f = fine
vf = very fine
BGS = Below the Ground Surface
NA = Not Applicable

BORING: SB-34

LABELLA Associates, P.C.

300 STATE STREET, ROCHESTER, NY
ENVIRONMENTAL ENGINEERING CONSULTANTS

PROJECT
690 Saint Paul Street
Rochester, New York
BCP Site #C828159

BORING: SB-35
SHEET 1 OF
JOB: 209280
CHKD BY: ED

CONTRACTOR: Nothnagle Drilling, Inc. BORING LOCATION: TIME: 1145 TO 1200
DRILLER: J. Swytzer GROUND SURFACE ELEVATION: DATUM:
LABELLA REPRESENTATIVE: E. Dumrese START DATE: 6/23/2010 END DATE: 6/23/10

TYPE OF DRILL RIG: Track Mounted Geoprobe Model 6610DT DRIVE SAMPLER TYPE: 4-foot Macrocore
AUGER SIZE AND TYPE: NA INSIDE DIAMETER: ~1.8-Inch
OVERBURDEN SAMPLING METHOD: Direct Push OTHER:

DEPTH	SAMPLE NO. AND DEPTH	SAMPLE RECOVERY	STRATA CHANGE	VISUAL CLASSIFICATION	PID FIELD SCREEN (PPM)	LUDLUM FIELD SCREEN (µREM/H)
0	S-1 0' to 4'	2.0'	0.0' 0.6'	Concrete Light brown, SILT, little mf Sand and c Gravel, moist, no odor	0.0	10
2					0.0	19
4				*Refusal @ ~3.9' BGS*		
6						
8						
10						
12						
14						
16						
18						

WATER LEVEL DATA			BOTTOM OF	BOTTOM OF	GROUNDWATER
DATE	TIME	ELAPSED TIME	CASING	BORING	ENCOUNTERED
				3.9'	No

NOTES:

GENERAL NOTES
1) STRATIFICATION LINES REPRESENT APPROXIMATE BOUNDARY BETWEEN SOIL TYPES, TRANSITIONS MAY BE GRADUAL.
2) WATER LEVEL READINGS HAVE BEEN MADE AT TIMES AND UNDER CONDITIONS STATED, FLUCTUATIONS OF GROUNDWATER
3) Abbreviations
and = 35 to 50 % c = coarse
some = 20 to 35% m = medium BGS = Below the Ground Surface
little = 10 to 20% f = fine NA = Not Applicable
trace = 1 to 10% vf = very fine

BORING: SB-35

LABELLA Associates, P.C.

300 STATE STREET, ROCHESTER, NY
ENVIRONMENTAL ENGINEERING CONSULTANTS

PROJECT
690 Saint Paul Street
Rochester, New York
BCP Site #C828159

BORING: **SB-36**
SHEET 1 OF
JOB: **209280**
CHKD BY: ED

CONTRACTOR: Nothnagle Drilling, Inc. BORING LOCATION: TIME: 1130 TO 1145
DRILLER: J. Swytzer GROUND SURFACE ELEVATION: DATUM:
LABELLA REPRESENTATIVE: E. Dumrese START DATE: 6/23/2010 END DATE: 6/23/10

TYPE OF DRILL RIG: Track Mounted Geoprobe Model 6610DT DRIVE SAMPLER TYPE: 4-foot Macrocore
AUGER SIZE AND TYPE: NA INSIDE DIAMETER: ~1.8-Inch
OVERBURDEN SAMPLING METHOD: Direct Push OTHER:

DEPTH	SAMPLE NO. AND DEPTH	SAMPLE RECOVERY	STRATA CHANGE	VISUAL CLASSIFICATION	PID FIELD SCREEN (PPM)	LUDLUM FIELD SCREEN (µREM/H)
0	S-1 0' to 4'	1.6'	0.0'	Concrete	0.0	8
2			2.0'	Light brown, mf SAND, some Silt and c Gravel, moist, no odor	0.0	6
4				*Refusal @ ~3.8' BGS*		
6						
8						
10						
12						
14						
16						
18						

WATER LEVEL DATA			BOTTOM OF CASING	BOTTOM OF BORING	GROUNDWATER ENCOUNTERED
DATE	TIME	ELAPSED TIME			
				3.8'	NO

NOTES:

GENERAL NOTES
1) STRATIFICATION LINES REPRESENT APPROXIMATE BOUNDARY BETWEEN SOIL TYPES, TRANSITIONS MAY BE GRADUAL.
2) WATER LEVEL READINGS HAVE BEEN MADE AT TIMES AND UNDER CONDITIONS STATED, FLUCTUATIONS OF GROUNDWATER
3) Abbreviations and = 35 to 50 % c = coarse
some = 20 to 35% m = medium BGS = Below the Ground Surface
little = 10 to 20% f = fine NA = Not Applicable
trace = 1 to 10% vf = very fine

BORING: **SB-36**

LABELLA Associates, P.C.

300 STATE STREET, ROCHESTER, NY
ENVIRONMENTAL ENGINEERING CONSULTANTS

PROJECT
690 Saint Paul Street
Rochester, New York
BCP Site #C828159

BORING: SB-37
SHEET 1 OF
JOB: 209280
CHKD BY: ED

CONTRACTOR: Nothnagle Drilling, Inc. BORING LOCATION: TIME: TO
DRILLER: J. Swytzer GROUND SURFACE ELEVATION: DATUM:
LABELLA REPRESENTATIVE: E. Dumrese START DATE: 9/28/2010 END DATE: 9/28/10

TYPE OF DRILL RIG: Track Mounted Geoprobe Model 6610DT
AUGER SIZE AND TYPE: NA
OVERBURDEN SAMPLING METHOD: Direct Push
DRIVE SAMPLER TYPE: 4-foot Macrocore
INSIDE DIAMETER: ~1.8-Inch
OTHER:

DEPTH	SAMPLE NO AND DEPTH	SAMPLE RECOVERY	STRATA CHANGE	VISUAL CLASSIFICATION	PID FIELD SCREEN (PPM)	LUDLUM FIELD SCREEN (µREM/H)
0	S-1 0' to 4'	0.6'	0.0'	Concrete	0.0	39
			0.7'	Grey to brown, SILT, little mf Sand, wet, no odor		
				Refusal @ ~ 1.9' BGS		
2					0.0	68
4						
6						
8						
10						
12						
14						
16						
18						

WATER LEVEL DATA			BOTTOM OF CASING	BOTTOM OF BORING	GROUNDWATER ENCOUNTERED
DATE	TIME	ELAPSED TIME			
				1.9'	0.7'

NOTES:

GENERAL NOTES
1) STRATIFICATION LINES REPRESENT APPROXIMATE BOUNDARY BETWEEN SOIL TYPES, TRANSITIONS MAY BE GRADUAL.
2) WATER LEVEL READINGS HAVE BEEN MADE AT TIMES AND UNDER CONDITIONS STATED, FLUCTUATIONS OF GROUNDWATER
3) Abbreviations
and = 35 to 50 %
some = 20 to 35%
little = 10 to 20%
trace = 1 to 10%
c = coarse
m = medium
f = fine
vf = very fine
BGS = Below the Ground Surface
NA = Not Applicable

BORING: SB-37

LABELLA Associates, P.C.

300 STATE STREET, ROCHESTER, NY
ENVIRONMENTAL ENGINEERING CONSULTANTS

PROJECT
690 Saint Paul Street
Rochester, New York
BCP Site #C828159

BORING: **SB-38**
SHEET 1 OF
JOB: **209280**
CHKD BY: ED

CONTRACTOR: Nothnagle Drilling, Inc. BORING LOCATION: TIME: 1200 TO 1220
DRILLER: J. Swytzer GROUND SURFACE ELEVATION: DATUM:
LABELLA REPRESENTATIVE: E. Dumrese START DATE: 6/23/2010 END DATE: 6/23/2010

TYPE OF DRILL RIG: Track Mounted Geoprobe Model 6610DT DRIVE SAMPLER TYPE: 4-foot Macrocore
AUGER SIZE AND TYPE: NA INSIDE DIAMETER: ~1.8-Inch
OVERBURDEN SAMPLING METHOD: Direct Push OTHER:

DEPTH	SAMPLE NO. AND DEPTH	SAMPLE RECOVERY	STRATA CHANGE	VISUAL CLASSIFICATION	PID FIELD SCREEN (PPM)	LUDLUM FIELD SCREEN (µREM/H)
0	S-1 0' to 4'	1.9'	0.0'	Concrete	0.0	6
			0.6'	Light brown, SILT, little mf Sand, moist, no odor		
2						
				Refusal @ ~3.0' BGS		
4						
6						
8						
10						
12						
14						
16						
18						

WATER LEVEL DATA			BOTTOM OF CASING	BOTTOM OF BORING	GROUNDWATER ENCOUNTERED
DATE	TIME	ELAPSED TIME			
				3.0'	No

NOTES:

GENERAL NOTES
1) STRATIFICATION LINES REPRESENT APPROXIMATE BOUNDARY BETWEEN SOIL TYPES, TRANSITIONS MAY BE GRADUAL.
2) WATER LEVEL READINGS HAVE BEEN MADE AT TIMES AND UNDER CONDITIONS STATED, FLUCTUATIONS OF GROUNDWATER
3) Abbreviations and = 35 to 50 % c = coarse
some = 20 to 35% m = medium BGS = Below the Ground Surface
little = 10 to 20% f = fine NA = Not Applicable
trace = 1 to 10% vf = very fine

BORING: **SB-38**

LABELLA Associates, P.C.

300 STATE STREET, ROCHESTER, NY
ENVIRONMENTAL ENGINEERING CONSULTANTS

PROJECT
690 Saint Paul Street
Rochester, New York
BCP Site #C828159

BORING: SB-39
SHEET 1 OF
JOB: 209280
CHKD BY: ED

CONTRACTOR: Nothnagle Drilling, Inc. BORING LOCATION: TIME: 1330 TO 1400
DRILLER: J. Swytzer GROUND SURFACE ELEVATION: DATUM:
LABELLA REPRESENTATIVE: E. Dumrese START DATE: 9/27/2010 END DATE: 9/27/2010

TYPE OF DRILL RIG: Track Mounted Geoprobe Model 6610DT DRIVE SAMPLER TYPE: 4-foot Macrocore
AUGER SIZE AND TYPE: NA INSIDE DIAMETER: ~1.8-Inch
OVERBURDEN SAMPLING METHOD: Direct Push OTHER:

DEPTH	SAMPLE NO AND DEPTH	SAMPLE RECOVERY	STRATA CHANGE	VISUAL CLASSIFICATION	PID FIELD SCREEN (PPM)	LUDLUM FIELD SCREEN (µREM/H)
0	S-1 0' to 4'	0.8'	0.0'	Concrete	0.0	18
			0.6'	Brown, SILT and mf SAND, wet, no odor		
2				*Refusal @ ~1.9' BGS*		
4						
6						
8						
10						
12						
14						
16						
18						

WATER LEVEL DATA			BOTTOM OF CASING	BOTTOM OF BORING	GROUNDWATER ENCOUNTERED
DATE	TIME	ELAPSED TIME			
				1.9'	0.6'

NOTES:

GENERAL NOTES
1) STRATIFICATION LINES REPRESENT APPROXIMATE BOUNDARY BETWEEN SOIL TYPES, TRANSITIONS MAY BE GRADUAL.
2) WATER LEVEL READINGS HAVE BEEN MADE AT TIMES AND UNDER CONDITIONS STATED, FLUCTUATIONS OF GROUNDWATER
3) Abbreviations

and = 35 to 50 %	c = coarse	
some = 20 to 35%	m = medium	BGS = Below the Ground Surface
little = 10 to 20%	f = fine	NA = Not Applicable
trace = 1 to 10%	vf = very fine	

BORING: SB-39

LABELLA Associates, P.C.

300 STATE STREET, ROCHESTER, NY
ENVIRONMENTAL ENGINEERING CONSULTANTS

PROJECT
690 Saint Paul Street
Rochester, New York
BCP Site #C828159

BORING: SB-40
SHEET 1 OF
JOB: 209280
CHKD BY: ED

CONTRACTOR: Nothnagle Drilling, Inc. BORING LOCATION: TIME: TO
DRILLER: J. Swytzer GROUND SURFACE ELEVATION: DATUM:
LABELLA REPRESENTATIVE: E. Dumrese START DATE: 9/27/2010 END DATE: 9/27/2010

TYPE OF DRILL RIG: Track Mounted Geoprobe Model 6610DT
AUGER SIZE AND TYPE: NA
OVERBURDEN SAMPLING METHOD: Direct Push
DRIVE SAMPLER TYPE: 4-foot Macrocore
INSIDE DIAMETER: ~1.8-Inch
OTHER:

DEPTH	SAMPLE NO AND DEPTH	SAMPLE RECOVERY	STRATA CHANGE	VISUAL CLASSIFICATION	PID FIELD SCREEN (PPM)	LUDLUM FIELD SCREEN (µREM/H)
0	S-1 0' to 4'	0.8'	0.0'	Concrete	0.0	44
			0.6'	Brown, SILT, moist, no odor		
2				*Refusal @ ~2.0' BGS*		
4						
6						
8						
10						
12						
14						
16						
18						

WATER LEVEL DATA			BOTTOM OF CASING	BOTTOM OF BORING	GROUNDWATER ENCOUNTERED
DATE	TIME	ELAPSED TIME			
				2.0'	No

NOTES:

GENERAL NOTES
1) STRATIFICATION LINES REPRESENT APPROXIMATE BOUNDARY BETWEEN SOIL TYPES, TRANSITIONS MAY BE GRADUAL.
2) WATER LEVEL READINGS HAVE BEEN MADE AT TIMES AND UNDER CONDITIONS STATED, FLUCTUATIONS OF GROUNDWATER
3) Abbreviations
and = 35 to 50 %
some = 20 to 35%
little = 10 to 20%
trace = 1 to 10%
c = coarse
m = medium
f = fine
vf = very fine
BGS = Below the Ground Surface
NA = Not Applicable

BORING: SB-40

LABELLA Associates, P.C.

300 STATE STREET, ROCHESTER, NY
ENVIRONMENTAL ENGINEERING CONSULTANTS

PROJECT
690 Saint Paul Street
Rochester, New York
BCP Site #C828159

BORING: SB-41
SHEET 1 OF
JOB: 209280
CHKD BY: ED

CONTRACTOR: Nothnagle Drilling, Inc. BORING LOCATION: TIME: TO
DRILLER: J. Swytzer GROUND SURFACE ELEVATION: DATUM:
LABELLA REPRESENTATIVE: E. Dumrese START DATE: 9/27/2010 END DATE: 9/27/2010

TYPE OF DRILL RIG: Track Mounted Geoprobe Model 6610DT
AUGER SIZE AND TYPE: NA
OVERBURDEN SAMPLING METHOD: Direct Push
DRIVE SAMPLER TYPE: 4-foot Macrocore
INSIDE DIAMETER: ~1.8-Inch
OTHER:

DEPTH	SAMPLE NO AND DEPTH	SAMPLE RECOVERY	STRATA CHANGE	VISUAL CLASSIFICATION	PID FIELD SCREEN (PPM)	LUDLUM FIELD SCREEN (µREM/H)
0	S-1 0' to 4'	1.1'	0.0'	Concrete	0.0	38
			0.6'	Brown, mc SAND and GRAVEL, moist, no odor		
2				*Refusal @ ~2.3' BGS*		
4						
6						
8						
10						
12						
14						
16						
18						

WATER LEVEL DATA			BOTTOM OF	BOTTOM OF	GROUNDWATER
DATE	TIME	ELAPSED TIME	CASING	BORING	ENCOUNTERED
				2.3'	No

NOTES:

GENERAL NOTES

1) STRATIFICATION LINES REPRESENT APPROXIMATE BOUNDARY BETWEEN SOIL TYPES, TRANSITIONS MAY BE GRADUAL.

2) WATER LEVEL READINGS HAVE BEEN MADE AT TIMES AND UNDER CONDITIONS STATED, FLUCTUATIONS OF GROUNDWATER

3) Abbreviations

and = 35 to 50 %	c = coarse	
some = 20 to 35%	m = medium	BGS = Below the Ground Surface
little = 10 to 20%	f = fine	NA = Not Applicable
trace = 1 to 10%	vf = very fine	

BORING: SB-41

LABELLA Associates, P.C.

300 STATE STREET, ROCHESTER, NY
ENVIRONMENTAL ENGINEERING CONSULTANTS

PROJECT
690 Saint Paul Street
Rochester, New York
BCP Site #C828159

BORING: **SB-42**
SHEET 1 OF
JOB: **209280**
CHKD BY: ED

CONTRACTOR: Nothnagle Drilling, Inc. BORING LOCATION: TIME: 1100 TO 1145
DRILLER: J. Swytzer GROUND SURFACE ELEVATION: DATUM:
LABELLA REPRESENTATIVE: E. Dumrese START DATE: 6/23/2010 END DATE: 6/23/10

TYPE OF DRILL RIG: Track Mounted Geoprobe Model 6610DT DRIVE SAMPLER TYPE: 4-foot Macrocore
AUGER SIZE AND TYPE: NA INSIDE DIAMETER: ~1.8-Inch
OVERBURDEN SAMPLING METHOD: Direct Push OTHER:

DEPTH	SAMPLE NO. AND DEPTH	SAMPLE RECOVERY	STRATA CHANGE	VISUAL CLASSIFICATION	PID FIELD SCREEN (PPM)	LUDLUM FIELD SCREEN (µREM/H)
0	S-1 0' to 4'	1.7'	0.0'	Concrete	0.0	18
			1.0'	Light brown, SILT and mf SAND, moist, no odor		
2					0.0	21
4				*Refusal @ ~4.0' BGS*		
6						
8						
10						
12						
14						
16						
18						

WATER LEVEL DATA			BOTTOM OF CASING	BOTTOM OF BORING	GROUNDWATER ENCOUNTERED
DATE	TIME	ELAPSED TIME			
				4.0'	NO

NOTES:

GENERAL NOTES
1) STRATIFICATION LINES REPRESENT APPROXIMATE BOUNDARY BETWEEN SOIL TYPES, TRANSITIONS MAY BE GRADUAL.
2) WATER LEVEL READINGS HAVE BEEN MADE AT TIMES AND UNDER CONDITIONS STATED, FLUCTUATIONS OF GROUNDWATER
3) Abbreviations and = 35 to 50 % c = coarse
some = 20 to 35% m = medium BGS = Below the Ground Surface
little = 10 to 20% f = fine NA = Not Applicable
trace = 1 to 10% vf = very fine

BORING: **SB-42**

LABELLA Associates, P.C.

300 STATE STREET, ROCHESTER, NY
ENVIRONMENTAL ENGINEERING CONSULTANTS

PROJECT
690 Saint Paul Street
Rochester, New York
BCP Site #C828159

BORING: SB-43
SHEET 1 OF
JOB: 209280
CHKD BY: ED

CONTRACTOR: Nothnagle Drilling, Inc. BORING LOCATION: TIME: 1100 TO 1145
DRILLER: J. Swytzer GROUND SURFACE ELEVATION: DATUM:
LABELLA REPRESENTATIVE: E. Dumrese START DATE: 9/28/2010 END DATE: 9/28/2010

TYPE OF DRILL RIG: Track Mounted Geoprobe Model 6610DT
AUGER SIZE AND TYPE: NA
OVERBURDEN SAMPLING METHOD: Direct Push
DRIVE SAMPLER TYPE: 4-foot Macrocore
INSIDE DIAMETER: ~1.8-Inch
OTHER:

DEPTH	SAMPLE NO AND DEPTH	SAMPLE RECOVERY	STRATA CHANGE	VISUAL CLASSIFICATION	PID FIELD SCREEN (PPM)	LUDLUM FIELD SCREEN (µREM/H)
0	S-1 0' to 4'	1.6'	0.0'	Concrete	0.0	42
			0.6'	Brown, SILT and mc SAND, little Gravel, wet, no odor		
2					0.0	30
				Refusal @ ~3.5' BGS		
4						
6						
8						
10						
12						
14						
16						
18						

WATER LEVEL DATA			BOTTOM OF	BOTTOM OF	GROUNDWATER
DATE	TIME	ELAPSED TIME	CASING	BORING	ENCOUNTERED
				3.5'	0.6'

NOTES:

GENERAL NOTES
1) STRATIFICATION LINES REPRESENT APPROXIMATE BOUNDARY BETWEEN SOIL TYPES, TRANSITIONS MAY BE GRADUAL.
2) WATER LEVEL READINGS HAVE BEEN MADE AT TIMES AND UNDER CONDITIONS STATED, FLUCTUATIONS OF GROUNDWATER
3) Abbreviations
and = 35 to 50 %
some = 20 to 35%
little = 10 to 20%
trace = 1 to 10%
c = coarse
m = medium
f = fine
vf = very fine
BGS = Below the Ground Surface
NA = Not Applicable

BORING: SB-43

LABELLA Associates, PC.

300 STATE STREET, ROCHESTER, NY
ENVIRONMENTAL ENGINEERING CONSULTANTS

PROJECT
690 Saint Paul Street
Rochester, New York
BCP Site #C828159

BORING: **SB-44**
SHEET 1 OF
JOB: **209280**
CHKD BY: ED

CONTRACTOR: Nothnagle Drilling, Inc. BORING LOCATION: TIME: 1300 TO 1320
DRILLER: J. Swytzer GROUND SURFACE ELEVATION: DATUM:
LABELLA REPRESENTATIVE: E. Dumrese START DATE: 6/23/2010 END DATE: 6/23/10

TYPE OF DRILL RIG: Track Mounted Geoprobe Model 6610DT DRIVE SAMPLER TYPE: 4-foot Macrocore
AUGER SIZE AND TYPE: NA INSIDE DIAMETER: ~1.8-Inch
OVERBURDEN SAMPLING METHOD: Direct Push OTHER:

DEPTH	SAMPLE NO. AND DEPTH	SAMPLE RECOVERY	STRATA CHANGE	VISUAL CLASSIFICATION	PID FIELD SCREEN (PPM)	LUDLUM FIELD SCREEN (µREM/H)
0	S-1 0' to 4'	1.7'	0.0'	Concrete	0.0	17
			0.8'	Light brown, mf SAND and SILT, moist, no odor		
2					0.0	13
				Refusal @ ~3.5' BGS		
4						
6						
8						
10						
12						
14						
16						
18						

WATER LEVEL DATA			BOTTOM OF CASING	BOTTOM OF BORING	GROUNDWATER ENCOUNTERED
DATE	TIME	ELAPSED TIME			
				3.5'	NO

NOTES:

GENERAL NOTES
1) STRATIFICATION LINES REPRESENT APPROXIMATE BOUNDARY BETWEEN SOIL TYPES, TRANSITIONS MAY BE GRADUAL.
2) WATER LEVEL READINGS HAVE BEEN MADE AT TIMES AND UNDER CONDITIONS STATED, FLUCTUATIONS OF GROUNDWATER
3) Abbreviations
and = 35 to 50 % c = coarse
some = 20 to 35% m = medium BGS = Below the Ground Surface
little = 10 to 20% f = fine NA = Not Applicable
trace = 1 to 10% vf = very fine

BORING: **SB-44**

LABELLA Associates, P.C.

300 STATE STREET, ROCHESTER, NY
ENVIRONMENTAL ENGINEERING CONSULTANTS

PROJECT
690 Saint Paul Street
Rochester, New York
BCP Site #C828159

BORING: SB-45
SHEET 1 OF
JOB: 209280
CHKD BY: ED

CONTRACTOR: Nothnagle Drilling, Inc. BORING LOCATION: TIME: 1000 TO 1015
DRILLER: J. Swytzer GROUND SURFACE ELEVATION: DATUM:
LABELLA REPRESENTATIVE: E. Dumrese START DATE: 6/23/2010 END DATE: 6/23/10

TYPE OF DRILL RIG: Track Mounted Geoprobe Model 6610DT DRIVE SAMPLER TYPE: 4-foot Macrocore
AUGER SIZE AND TYPE: NA INSIDE DIAMETER: ~1.8-Inch
OVERBURDEN SAMPLING METHOD: Direct Push OTHER:

DEPTH	SAMPLE NO. AND DEPTH	SAMPLE RECOVERY	STRATA CHANGE	VISUAL CLASSIFICATION	PID FIELD SCREEN (PPM)	LUDLUM FIELD SCREEN (µREM/H)
0	S-1 0' to 4'	1.7'	0.0'	Concrete	0.0	16
			0.8'	Light brown, mf SAND and SILT, moist, no odor		
2					0.0	13
				Refusal @ ~3.0' BGS		
4						
6						
8						
10						
12						
14						
16						
18						

WATER LEVEL DATA			BOTTOM OF CASING	BOTTOM OF BORING	GROUNDWATER ENCOUNTERED
DATE	TIME	ELAPSED TIME			
				3.0'	No

NOTES:

GENERAL NOTES
1) STRATIFICATION LINES REPRESENT APPROXIMATE BOUNDARY BETWEEN SOIL TYPES, TRANSITIONS MAY BE GRADUAL.
2) WATER LEVEL READINGS HAVE BEEN MADE AT TIMES AND UNDER CONDITIONS STATED, FLUCTUATIONS OF GROUNDWATER
3) Abbreviations
and = 35 to 50 % c = coarse
some = 20 to 35% m = medium BGS = Below the Ground Surface
little = 10 to 20% f = fine NA = Not Applicable
trace = 1 to 10% vf = very fine

BORING: SB-45

LABELLA Associates, P.C.

300 STATE STREET, ROCHESTER, NY
ENVIRONMENTAL ENGINEERING CONSULTANTS

PROJECT
690 Saint Paul Street
Rochester, New York
BCP Site #C828159

BORING: **SB-46**
SHEET . OF
JOB: **209280**
CHKD BY: ED

CONTRACTOR: Nothnagle Drilling, Inc. BORING LOCATION: TIME: 1015 TO 1030
DRILLER: J. Swytzer GROUND SURFACE ELEVATION: DATUM:
LABELLA REPRESENTATIVE: E. Dumrese START DATE: 6/23/2010 END DATE: 6/23/10

TYPE OF DRILL RIG: Track Mounted Geoprobe Model 6610DT
AUGER SIZE AND TYPE: NA
OVERBURDEN SAMPLING METHOD: Direct Push
DRIVE SAMPLER TYPE: 4-foot Macrocore
INSIDE DIAMETER: ~1.8-Inch
OTHER:

DEPTH	SAMPLE NO. AND DEPTH	SAMPLE RECOVERY	STRATA CHANGE	VISUAL CLASSIFICATION	PID FIELD SCREEN (PPM)	LUDLUM FIELD SCREEN (µREM/H)
0	S-1 0' to 4'	2.2'	0.0'	Concrete	0.0	24
			0.8'	Brown to black, SILT and mf SAND, moist, no odor		
2					0.0	19
				Refusal @ ~3.2' BGS		
4						
6						
8						
10						
12						
14						
16						
18						

WATER LEVEL DATA			BOTTOM OF CASING	BOTTOM OF BORING	GROUNDWATER ENCOUNTERED
DATE	TIME	ELAPSED TIME			
				3.2'	No

NOTES:

GENERAL NOTES
1) STRATIFICATION LINES REPRESENT APPROXIMATE BOUNDARY BETWEEN SOIL TYPES, TRANSITIONS MAY BE GRADUAL.
2) WATER LEVEL READINGS HAVE BEEN MADE AT TIMES AND UNDER CONDITIONS STATED, FLUCTUATIONS OF GROUNDWATER
3) Abbreviations
and = 35 to 50 %
some = 20 to 35%
little = 10 to 20%
trace = 1 to 10%
c = coarse
m = medium
f = fine
vf = very fine
BGS = Below the Ground Surface
NA = Not Applicable

BORING: **SB-46**

LABELLA Associates, P.C.

300 STATE STREET, ROCHESTER, NY
ENVIRONMENTAL ENGINEERING CONSULTANTS

PROJECT
690 Saint Paul Street
Rochester, New York
BCP Site #C828159

BORING: **SB-47**
SHEET . OF
JOB: **209280**
CHKD BY: ED

CONTRACTOR: Nothnagle Drilling, Inc. BORING LOCATION: TIME: 1030 TO 1045
DRILLER: J. Swytzer GROUND SURFACE ELEVATION: DATUM:
LABELLA REPRESENTATIVE: E. Dumrese START DATE: 6/23/2010 END DATE: 6/23/10

TYPE OF DRILL RIG: Track Mounted Geoprobe Model 6610DT DRIVE SAMPLER TYPE: 4-foot Macrocore
AUGER SIZE AND TYPE: NA INSIDE DIAMETER: ~1.8-Inch
OVERBURDEN SAMPLING METHOD: Direct Push OTHER:

DEPTH	SAMPLE NO. AND DEPTH	SAMPLE RECOVERY	STRATA CHANGE	VISUAL CLASSIFICATION	PID FIELD SCREEN (PPM)	LUDLUM FIELD SCREEN (µREM/H)
0	S-1 0' to 4'	1.8'	0.0'	Concrete	0.0	12
			0.8'	Light brown, SILT and mf SAND, moist, no odor		
2					0.0	11
				Refusal @ ~3.7' BGS		
4						
6						
8						
10						
12						
14						
16						
18						

WATER LEVEL DATA			BOTTOM OF CASING	BOTTOM OF BORING	GROUNDWATER ENCOUNTERED
DATE	TIME	ELAPSED TIME			
				3.7'	No

NOTES:

GENERAL NOTES
1) STRATIFICATION LINES REPRESENT APPROXIMATE BOUNDARY BETWEEN SOIL TYPES, TRANSITIONS MAY BE GRADUAL.
2) WATER LEVEL READINGS HAVE BEEN MADE AT TIMES AND UNDER CONDITIONS STATED, FLUCTUATIONS OF GROUNDWATER
3) Abbreviations and = 35 to 50 % c = coarse
some = 20 to 35% m = medium BGS = Below the Ground Surface
little = 10 to 20% f = fine NA = Not Applicable
trace = 1 to 10% vf = very fine

BORING: **SB-47**

LABELLA Associates, P.C.

300 STATE STREET, ROCHESTER, NY
ENVIRONMENTAL ENGINEERING CONSULTANTS

PROJECT
690 Saint Paul Street
Rochester, New York
BCP Site #C828159

BORING: SB-48
SHEET . OF
JOB: 209280
CHKD BY: ED

CONTRACTOR: Nothnagle Drilling, Inc. BORING LOCATION: TIME: TO
DRILLER: J. Swytzer GROUND SURFACE ELEVATION: DATUM:
LABELLA REPRESENTATIVE: E. Dumrese START DATE: 9/28/2010 END DATE: 9/28/2010

TYPE OF DRILL RIG: Track Mounted Geoprobe Model 6610DT
AUGER SIZE AND TYPE: NA
OVERBURDEN SAMPLING METHOD: Direct Push
DRIVE SAMPLER TYPE: 4-foot Macrocore
INSIDE DIAMETER: ~1.8-Inch
OTHER:

DEPTH	SAMPLE NO AND DEPTH	SAMPLE RECOVERY	STRATA CHANGE	VISUAL CLASSIFICATION	PID FIELD SCREEN (PPM)	LUDLUM FIELD SCREEN (µREM/H)
0	S-1 0' to 4'	0.9'	0.0'	Concrete	0.0	28
			0.6'	Brown, mc SAND, little Silt and c Gravel, moist, no odor		
2					0.0	92
				Refusal @ ~3.4' BGS		
4						
6						
8						
10						
12						
14						
16						
18						

WATER LEVEL DATA			BOTTOM OF	BOTTOM OF	GROUNDWATER
DATE	TIME	ELAPSED TIME	CASING	BORING	ENCOUNTERED
				3.4'	No

NOTES:

GENERAL NOTES

1) STRATIFICATION LINES REPRESENT APPROXIMATE BOUNDARY BETWEEN SOIL TYPES, TRANSITIONS MAY BE GRADUAL.

2) WATER LEVEL READINGS HAVE BEEN MADE AT TIMES AND UNDER CONDITIONS STATED, FLUCTUATIONS OF GROUNDWATER

3) Abbreviations

and = 35 to 50 %	c = coarse	
some = 20 to 35%	m = medium	BGS = Below the Ground Surface
little = 10 to 20%	f = fine	NA = Not Applicable
trace = 1 to 10%	vf = very fine	

BORING: SB-48

LABELLA Associates, P.C.

300 STATE STREET, ROCHESTER, NY
ENVIRONMENTAL ENGINEERING CONSULTANTS

PROJECT
690 Saint Paul Street
Rochester, New York
BCP Site #C828159

BORING: SB-49
SHEET . OF
JOB: 209280
CHKD BY: ED

CONTRACTOR: Nothnagle Drilling, Inc. BORING LOCATION: TIME: TO
DRILLER: J. Swytzer GROUND SURFACE ELEVATION: DATUM:
LABELLA REPRESENTATIVE: E. Dumrese START DATE: 9/28/2010 END DATE: 9/28/2010

TYPE OF DRILL RIG: Track Mounted Geoprobe Model 6610DT
AUGER SIZE AND TYPE: NA
OVERBURDEN SAMPLING METHOD: Direct Push
DRIVE SAMPLER TYPE: 4-foot Macrocore
INSIDE DIAMETER: ~1.8-Inch
OTHER:

DEPTH	SAMPLE NO AND DEPTH	SAMPLE RECOVERY	STRATA CHANGE	VISUAL CLASSIFICATION	PID FIELD SCREEN (PPM)	LUDLUM FIELD SCREEN (µREM/H)
0	S-1 0' to 4'	0.4'	0.0'	Concrete	0.0	52
			0.6'	Brown, SILT and mf SAND, moist, no odor		
				Refusal @ ~1.3' BGS		
2						
4						
6						
8						
10						
12						
14						
16						
18						

WATER LEVEL DATA			BOTTOM OF	BOTTOM OF	GROUNDWATER
DATE	TIME	ELAPSED TIME	CASING	BORING	ENCOUNTERED
				1.3'	No

NOTES:

GENERAL NOTES

1) STRATIFICATION LINES REPRESENT APPROXIMATE BOUNDARY BETWEEN SOIL TYPES, TRANSITIONS MAY BE GRADUAL.

2) WATER LEVEL READINGS HAVE BEEN MADE AT TIMES AND UNDER CONDITIONS STATED, FLUCTUATIONS OF GROUNDWATER

3) Abbreviations

and = 35 to 50 %	c = coarse	
some = 20 to 35%	m = medium	BGS = Below the Ground Surface
little = 10 to 20%	f = fine	NA = Not Applicable
trace = 1 to 10%	vf = very fine	

BORING: SB-49

LABELLA Associates, P.C.

300 STATE STREET, ROCHESTER, NY
ENVIRONMENTAL ENGINEERING CONSULTANTS

PROJECT
690 Saint Paul Street
Rochester, New York
BCP Site #C828159

BORING: SB-50
SHEET . OF
JOB: 209280
CHKD BY: ED

CONTRACTOR: Nothnagle Drilling, Inc. BORING LOCATION: TIME: TO
DRILLER: J. Swytzer GROUND SURFACE ELEVATION: DATUM:
LABELLA REPRESENTATIVE: E. Dumrese START DATE: 9/28/2010 END DATE: 9/28/2010

TYPE OF DRILL RIG: Track Mounted Geoprobe Model 6610DT
AUGER SIZE AND TYPE: NA
OVERBURDEN SAMPLING METHOD: Direct Push
DRIVE SAMPLER TYPE: 4-foot Macrocore
INSIDE DIAMETER: ~1.8-Inch
OTHER:

DEPTH	SAMPLE NO AND DEPTH	SAMPLE RECOVERY	STRATA CHANGE	VISUAL CLASSIFICATION	PID FIELD SCREEN (PPM)	LUDLUM FIELD SCREEN (µREM/H)
0	S-1 0' to 4'	1.4'	0.0'	Concrete	0.0	42
			0.6'	Brown, SILT, some mf Sand, little Gravel, moist, no odor		
2					0.0	18
				Refusal @ ~3.5' BGS		
4						
6						
8						
10						
12						
14						
16						
18						

WATER LEVEL DATA			BOTTOM OF	BOTTOM OF	GROUNDWATER
DATE	TIME	ELAPSED TIME	CASING	BORING	ENCOUNTERED
				3.5'	No

NOTES:

GENERAL NOTES

1) STRATIFICATION LINES REPRESENT APPROXIMATE BOUNDARY BETWEEN SOIL TYPES, TRANSITIONS MAY BE GRADUAL.

2) WATER LEVEL READINGS HAVE BEEN MADE AT TIMES AND UNDER CONDITIONS STATED, FLUCTUATIONS OF GROUNDWATER

3) Abbreviations

and = 35 to 50 %	c = coarse	
some = 20 to 35%	m = medium	BGS = Below the Ground Surface
little = 10 to 20%	f = fine	NA = Not Applicable
trace = 1 to 10%	vf = very fine	

BORING: SB-50

LABELLA Associates, P.C.

300 STATE STREET, ROCHESTER, NY
ENVIRONMENTAL ENGINEERING CONSULTANTS

PROJECT
690 Saint Paul Street
Rochester, New York
BCP Site #C828159

BORING: SB-51
SHEET . OF
JOB: 209280
CHKD BY: ED

CONTRACTOR: Nothnagle Drilling, Inc. BORING LOCATION: TIME: 930 TO 945
DRILLER: J. Swytzer GROUND SURFACE ELEVATION: DATUM:
LABELLA REPRESENTATIVE: E. Dumrese START DATE: 6/23/2010 END DATE: 6/23/10

TYPE OF DRILL RIG: Track Mounted Geoprobe Model 6610DT DRIVE SAMPLER TYPE: 4-foot Macrocore
AUGER SIZE AND TYPE: NA INSIDE DIAMETER: ~1.8-Inch
OVERBURDEN SAMPLING METHOD: Direct Push OTHER:

DEPTH	SAMPLE NO. AND DEPTH	SAMPLE RECOVERY	STRATA CHANGE	VISUAL CLASSIFICATION	PID FIELD SCREEN (PPM)	LUDLUM FIELD SCREEN (µREM/H)
0	S-1 0' to 4'	1.9'	0.0'	Concrete	0.0	10
			0.9'	Brown, crushed Gravel, some Silt, moist, no odor		
2			2.0'	Light brown, mf SAND and SILT, wet, no odor	0.0	11
				Refusal @ ~2.8' BGS		
4						
6						
8						
10						
12						
14						
16						
18						

WATER LEVEL DATA			BOTTOM OF CASING	BOTTOM OF BORING	GROUNDWATER ENCOUNTERED
DATE	TIME	ELAPSED TIME			
				2.8'	2.0'

NOTES:

GENERAL NOTES
1) STRATIFICATION LINES REPRESENT APPROXIMATE BOUNDARY BETWEEN SOIL TYPES, TRANSITIONS MAY BE GRADUAL.
2) WATER LEVEL READINGS HAVE BEEN MADE AT TIMES AND UNDER CONDITIONS STATED, FLUCTUATIONS OF GROUNDWATER
3) Abbreviations
and = 35 to 50 % c = coarse
some = 20 to 35% m = medium BGS = Below the Ground Surface
little = 10 to 20% f = fine NA = Not Applicable
trace = 1 to 10% vf = very fine

BORING: SB-51

LABELLA Associates, P.C.

300 STATE STREET, ROCHESTER, NY
ENVIRONMENTAL ENGINEERING CONSULTANTS

PROJECT
690 Saint Paul Street
Rochester, New York
BCP Site #C828159

BORING: SB-52
SHEET . OF
JOB: 209280
CHKD BY: ED

CONTRACTOR: Nothnagle Drilling, Inc. BORING LOCATION: TIME: 945 TO 1000
DRILLER: J. Swytzer GROUND SURFACE ELEVATION: DATUM:
LABELLA REPRESENTATIVE: E. Dumrese START DATE: 6/23/2010 END DATE: 6/23/10

TYPE OF DRILL RIG: Track Mounted Geoprobe Model 6610DT DRIVE SAMPLER TYPE: 4-foot Macrocore
AUGER SIZE AND TYPE: NA INSIDE DIAMETER: ~1.8-Inch
OVERBURDEN SAMPLING METHOD: Direct Push OTHER:

DEPTH	SAMPLE NO. AND DEPTH	SAMPLE RECOVERY	STRATA CHANGE	VISUAL CLASSIFICATION	PID FIELD SCREEN (PPM)	LUDLUM FIELD SCREEN (µREM/H)
0	S-1 0' to 4'	3.1'	0.0'	Concrete		
				FILL MATERIALS	0.0	11
			0.9'	Black, cinders, coals and c Gravel, moist, no odor		
2					0.1	7
			2.8'	Light brown, SILT and mf SAND, moist, no odor		
4				*Refusal @ ~4.0' BGS*		
6						
8						
10						
12						
14						
16						
18						

WATER LEVEL DATA			BOTTOM OF	BOTTOM OF	GROUNDWATER	NOTES:
DATE	TIME	ELAPSED TIME	CASING	BORING	ENCOUNTERED	
				4.0'	No	

GENERAL NOTES
1) STRATIFICATION LINES REPRESENT APPROXIMATE BOUNDARY BETWEEN SOIL TYPES, TRANSITIONS MAY BE GRADUAL.
2) WATER LEVEL READINGS HAVE BEEN MADE AT TIMES AND UNDER CONDITIONS STATED, FLUCTUATIONS OF GROUNDWATER
3) Abbreviations

and = 35 to 50 %	c = coarse	
some = 20 to 35%	m = medium	BGS = Below the Ground Surface
little = 10 to 20%	f = fine	NA = Not Applicable
trace = 1 to 10%	vf = very fine	

BORING: SB-52

LABELLA Associates, P.C.

300 STATE STREET, ROCHESTER, NY
ENVIRONMENTAL ENGINEERING CONSULTANTS

PROJECT
690 Saint Paul Street
Rochester, New York
BCP Site #C828159

BORING: **SB-53**
SHEET . OF
JOB: **209280**
CHKD BY: ED

CONTRACTOR: Nothnagle Drilling, Inc. BORING LOCATION: TIME: 1530 TO 1545
DRILLER: J. Swytzer GROUND SURFACE ELEVATION: DATUM:
LABELLA REPRESENTATIVE: E. Dumrese START DATE: 6/22/2010 END DATE: 6/22/10

TYPE OF DRILL RIG: Track Mounted Geoprobe Model 6610DT
AUGER SIZE AND TYPE: NA
OVERBURDEN SAMPLING METHOD: Direct Push
DRIVE SAMPLER TYPE: 4-foot Macrocore
INSIDE DIAMETER: ~1.8-Inch
OTHER:

DEPTH	SAMPLE NO AND DEPTH	SAMPLE RECOVERY	STRATA CHANGE	VISUAL CLASSIFICATION	PID FIELD SCREEN (PPM)	LUDLUM FIELD SCREEN (µREM/H)
0	S-1 0' to 4'	0.7'	0.0'	Concrete	3.7	9
				VOID SPACE		
			1.7'	Crushed Gravel, Grey, SILT and mf SAND, moist, slight cutting oil odor		
2					4.6	11
				Refusal @ ~3.5' BGS		
4						
6						
8						
10						
12						
14						
16						
18						

WATER LEVEL DATA			BOTTOM OF	BOTTOM OF	GROUNDWATER
DATE	TIME	ELAPSED TIME	CASING	BORING	ENCOUNTERED
				3.5'	No

NOTES:

GENERAL NOTES
1) STRATIFICATION LINES REPRESENT APPROXIMATE BOUNDARY BETWEEN SOIL TYPES, TRANSITIONS MAY BE GRADUAL.
2) WATER LEVEL READINGS HAVE BEEN MADE AT TIMES AND UNDER CONDITIONS STATED, FLUCTUATIONS OF GROUNDWATER
3) Abbreviations
and = 35 to 50 %
some = 20 to 35%
little = 10 to 20%
trace = 1 to 10%
c = coarse
m = medium
f = fine
vf = very fine
BGS = Below the Ground Surface
NA = Not Applicable

BORING: **SB-53**

LABELLA Associates, P.C.

300 STATE STREET, ROCHESTER, NY
ENVIRONMENTAL ENGINEERING CONSULTANTS

PROJECT
690 Saint Paul Street
Rochester, New York
BCP Site #C828159

BORING: SB-54
SHEET . OF
JOB: 209280
CHKD BY: ED

CONTRACTOR: Nothnagle Drilling, Inc. BORING LOCATION: TIME: TO
DRILLER: J. Swytzer GROUND SURFACE ELEVATION: DATUM:
LABELLA REPRESENTATIVE: E. Dumrese START DATE: 9/28/2010 END DATE: 9/28/2010

TYPE OF DRILL RIG: Track Mounted Geoprobe Model 6610DT
AUGER SIZE AND TYPE: NA
OVERBURDEN SAMPLING METHOD: Direct Push
DRIVE SAMPLER TYPE: 4-foot Macrocore
INSIDE DIAMETER: ~1.8-Inch
OTHER:

DEPTH	SAMPLE NO AND DEPTH	SAMPLE RECOVERY	STRATA CHANGE	VISUAL CLASSIFICATION	PID FIELD SCREEN (PPM)	LUDLUM FIELD SCREEN (µREM/H)
0	S-1 0' to 4'	0.9'	0.0'	Concrete	0.0	77
2			0.6'	Brown, SILT, some mf Sand and Gravel, wet @~2.8' BGS	0.0	29
				Refusal @ ~3.4' BGS		
4						
6						
8						
10						
12						
14						
16						
18						

WATER LEVEL DATA			BOTTOM OF	BOTTOM OF	GROUNDWATER
DATE	TIME	ELAPSED TIME	CASING	BORING	ENCOUNTERED
				3.4'	2.8'

NOTES:

GENERAL NOTES
1) STRATIFICATION LINES REPRESENT APPROXIMATE BOUNDARY BETWEEN SOIL TYPES, TRANSITIONS MAY BE GRADUAL.
2) WATER LEVEL READINGS HAVE BEEN MADE AT TIMES AND UNDER CONDITIONS STATED, FLUCTUATIONS OF GROUNDWATER
3) Abbreviations

and = 35 to 50 %	c = coarse	
some = 20 to 35%	m = medium	BGS = Below the Ground Surface
little = 10 to 20%	f = fine	NA = Not Applicable
trace = 1 to 10%	vf = very fine	

BORING: SB-54

LABELLA Associates, P.C.

300 STATE STREET, ROCHESTER, NY
ENVIRONMENTAL ENGINEERING CONSULTANTS

PROJECT
690 Saint Paul Street
Rochester, New York
BCP Site #C828159

BORING: SB-55
SHEET . OF
JOB: 209280
CHKD BY: ED

CONTRACTOR: Nothnagle Drilling, Inc. BORING LOCATION: TIME: TO
DRILLER: J. Swytzer GROUND SURFACE ELEVATION: DATUM:
LABELLA REPRESENTATIVE: E. Dumrese START DATE: 9/25/2010 END DATE: 9/25/2010

TYPE OF DRILL RIG: Track Mounted Geoprobe Model 6610DT
AUGER SIZE AND TYPE: NA
OVERBURDEN SAMPLING METHOD: Direct Push
DRIVE SAMPLER TYPE: 4-foot Macrocore
INSIDE DIAMETER: ~1.8-Inch
OTHER:

DEPTH	SAMPLE NO AND DEPTH	SAMPLE RECOVERY	STRATA CHANGE	VISUAL CLASSIFICATION	PID FIELD SCREEN (PPM)	LUDLUM FIELD SCREEN (µREM/H)
0	S-1 0' to 4'	0.9'	0.0' 0.6'	Concrete Brown, SILT and mf SAND, moist, no odor	0.0	39
2				*Refusal @ ~1.4' BGS*		
4						
6						
8						
10						
12						
14						
16						
18						

WATER LEVEL DATA			BOTTOM OF	BOTTOM OF	GROUNDWATER
DATE	TIME	ELAPSED TIME	CASING	BORING	ENCOUNTERED
				1.4'	No

NOTES:

GENERAL NOTES
1) STRATIFICATION LINES REPRESENT APPROXIMATE BOUNDARY BETWEEN SOIL TYPES, TRANSITIONS MAY BE GRADUAL.
2) WATER LEVEL READINGS HAVE BEEN MADE AT TIMES AND UNDER CONDITIONS STATED, FLUCTUATIONS OF GROUNDWATER
3) Abbreviations
and = 35 to 50 %
some = 20 to 35%
little = 10 to 20%
trace = 1 to 10%
c = coarse
m = medium
f = fine
vf = very fine
BGS = Below the Ground Surface
NA = Not Applicable

BORING: SB-55

LABELLA Associates, P.C.

300 STATE STREET, ROCHESTER, NY
ENVIRONMENTAL ENGINEERING CONSULTANTS

PROJECT
690 Saint Paul Street
Rochester, New York
BCP Site #C828159

BORING: **SB-56**
SHEET . OF
JOB: **209280**
CHKD BY: ED

CONTRACTOR: Nothnagle Drilling, Inc. BORING LOCATION: TIME: 1515 TO 1530
DRILLER: J. Swytzer GROUND SURFACE ELEVATION: DATUM:
LABELLA REPRESENTATIVE: E. Dumrese START DATE: 6/22/2010 END DATE: 6/22/10

TYPE OF DRILL RIG: Track Mounted Geoprobe Model 6610DT
AUGER SIZE AND TYPE: NA
OVERBURDEN SAMPLING METHOD: Direct Push
DRIVE SAMPLER TYPE: 4-foot Macrocore
INSIDE DIAMETER: ~1.8-Inch
OTHER:

DEPTH	SAMPLE NO. AND DEPTH	SAMPLE RECOVERY	STRATA CHANGE	VISUAL CLASSIFICATION	PID FIELD SCREEN (PPM)	LUDLUM FIELD SCREEN (µREM/H)
0	S-1 0' to 4'	3.1'	0.0'	Concrete		15
			0.6'	**FILL MATERIALS** Black, cinders, coals, crushed Gravel, moist, no odor	0.0	
2					0.0	9
			3.0'	**NATIVE SOIL** Light brown, SILT and mf SAND, wet, no odor		
4	S-2 4' - 8'		4.0'	As above, wet, no odor	0.0	8
				Refusal @ ~5.3' BGS		
6						
8						
10						
12						
14						
16						
18						

WATER LEVEL DATA			BOTTOM OF CASING	BOTTOM OF BORING	GROUNDWATER ENCOUNTERED
DATE	TIME	ELAPSED TIME			
				5.3'	3.0'

NOTES:

GENERAL NOTES
1) STRATIFICATION LINES REPRESENT APPROXIMATE BOUNDARY BETWEEN SOIL TYPES, TRANSITIONS MAY BE GRADUAL.
2) WATER LEVEL READINGS HAVE BEEN MADE AT TIMES AND UNDER CONDITIONS STATED, FLUCTUATIONS OF GROUNDWATER
3) Abbreviations
and = 35 to 50 %
some = 20 to 35%
little = 10 to 20%
trace = 1 to 10%
c = coarse
m = medium
f = fine
vf = very fine
BGS = Below the Ground Surface
NA = Not Applicable

BORING: **SB-56**

LABELLA Associates, P.C.

300 STATE STREET, ROCHESTER, NY
ENVIRONMENTAL ENGINEERING CONSULTANTS

PROJECT
690 Saint Paul Street
Rochester, New York
BCP Site #C828159

BORING: SB-57
SHEET . OF
JOB: 209280
CHKD BY: ED

CONTRACTOR: Nothnagle Drilling, Inc. BORING LOCATION: TIME: 1250 TO 1315
DRILLER: J. Swytzer GROUND SURFACE ELEVATION: DATUM:
LABELLA REPRESENTATIVE: E. Dumrese START DATE: 9/23/2010 END DATE: 9/23/2010

TYPE OF DRILL RIG: Track Mounted Geoprobe Model 6610DT DRIVE SAMPLER TYPE: 4-foot Macrocore
AUGER SIZE AND TYPE: NA INSIDE DIAMETER: ~1.8-Inch
OVERBURDEN SAMPLING METHOD: Direct Push OTHER:

DEPTH	SAMPLE NO AND DEPTH	SAMPLE RECOVERY	STRATA CHANGE	VISUAL CLASSIFICATION	PID FIELD SCREEN (PPM)	LUDLUM FIELD SCREEN (µREM/H)
0	S-1 0' to 4'	2.8'	0.0'	Concrete		119
			0.6'	**FILL MATERIALS** Black, cinders, coals, crushed Gravel, moist, no odor	0.0	
2					0.0	86
			3.0'	Light brown, mf SAND, trace Silt, moist, no odor		
4	S-2 4' - 8'	1.1'	4.0'	As above, moist, no odor	0.0	35
				NATIVE SOIL (GLACIAL TILL)		
			4.6'	Light brown, SILT, some mf Sand and Gravel, wet, no odor		
				Refusal @ ~5.2' BGS		
6						
8						
10						
12						
14						
16						
18						

WATER LEVEL DATA			BOTTOM OF CASING	BOTTOM OF BORING	GROUNDWATER ENCOUNTERED
DATE	TIME	ELAPSED TIME			
				5.2'	4.6'

NOTES:

GENERAL NOTES
1) STRATIFICATION LINES REPRESENT APPROXIMATE BOUNDARY BETWEEN SOIL TYPES, TRANSITIONS MAY BE GRADUAL.
2) WATER LEVEL READINGS HAVE BEEN MADE AT TIMES AND UNDER CONDITIONS STATED, FLUCTUATIONS OF GROUNDWATER
3) Abbreviations and = 35 to 50 % c = coarse
some = 20 to 35% m = medium BGS = Below the Ground Surface
little = 10 to 20% f = fine NA = Not Applicable
trace = 1 to 10% vf = very fine

BORING: SB-57

LABELLA Associates, P.C.

300 STATE STREET, ROCHESTER, NY
ENVIRONMENTAL ENGINEERING CONSULTANTS

PROJECT
690 Saint Paul Street
Rochester, New York
BCP Site #C828159

BORING: SB-58
SHEET . OF
JOB: 209280
CHKD BY: ED

CONTRACTOR: Nothnagle Drilling, Inc. BORING LOCATION: TIME: 945 TO 1015
DRILLER: J. Swytzer GROUND SURFACE ELEVATION: DATUM:
LABELLA REPRESENTATIVE: E. Dumrese START DATE: 9/23/2010 END DATE: 9/23/2010

TYPE OF DRILL RIG: Track Mounted Geoprobe Model 6610DT
AUGER SIZE AND TYPE: NA
OVERBURDEN SAMPLING METHOD: Direct Push
DRIVE SAMPLER TYPE: 4-foot Macrocore
INSIDE DIAMETER: ~1.8-Inch
OTHER:

DEPTH	SAMPLE NO AND DEPTH	SAMPLE RECOVERY	STRATA CHANGE	VISUAL CLASSIFICATION	PID FIELD SCREEN (PPM)	LUDLUM FIELD SCREEN (µREM/H)
0	S-1 0' to 4'	2.5'	0.0'	Concrete	0.0	119
			0.3'	**FILL MATERIALS** Black, cinders, moist, no odor		
			0.6'			
2					0.0	86
			3.0'	Light brown, mf SAND, trace Silt, moist, no odor		
4	S-2 4' - 8'	4.0'	4.0'	As above, moist, no odor	0.0	35
			4.6'	**NATIVE SOIL (GLACIAL TILL)** Light brown, SILT, some mf Sand and Gravel, wet, no odor		
6						
				Refusal @ ~7.3' BGS		
8						
10						
12						
14						
16						
18						

WATER LEVEL DATA			BOTTOM OF CASING	BOTTOM OF BORING	GROUNDWATER ENCOUNTERED
DATE	TIME	ELAPSED TIME			
				7.3'	4.6'

NOTES:

GENERAL NOTES
1) STRATIFICATION LINES REPRESENT APPROXIMATE BOUNDARY BETWEEN SOIL TYPES, TRANSITIONS MAY BE GRADUAL.
2) WATER LEVEL READINGS HAVE BEEN MADE AT TIMES AND UNDER CONDITIONS STATED, FLUCTUATIONS OF GROUNDWATER
3) Abbreviations
and = 35 to 50 %
some = 20 to 35%
little = 10 to 20%
trace = 1 to 10%
c = coarse
m = medium
f = fine
vf = very fine
BGS = Below the Ground Surface
NA = Not Applicable

BORING: SB-58

LABELLA Associates, P.C.

300 STATE STREET, ROCHESTER, NY
ENVIRONMENTAL ENGINEERING CONSULTANTS

PROJECT
690 Saint Paul Street
Rochester, New York
BCP Site #C828159

BORING: SB-59
SHEET . OF
JOB: 209280
CHKD BY: ED

CONTRACTOR: Nothnagle Drilling, Inc. BORING LOCATION: TIME: TO
DRILLER: J. Swytzer GROUND SURFACE ELEVATION: DATUM:
LABELLA REPRESENTATIVE: E. Dumrese START DATE: 3/24/2010 END DATE: 3/24/2010

TYPE OF DRILL RIG: Track Mounted Geoprobe Model 6610DT
AUGER SIZE AND TYPE: NA
OVERBURDEN SAMPLING METHOD: Direct Push
DRIVE SAMPLER TYPE: 4-foot Macrocore
INSIDE DIAMETER: ~1.8-Inch
OTHER:

DEPTH	SAMPLE NO AND DEPTH	SAMPLE RECOVERY	STRATA CHANGE	VISUAL CLASSIFICATION	PID FIELD SCREEN (PPM)	LUDLUM FIELD SCREEN (µREM/H)
0	S-1 0' to 4'	3.1'	0.0'	Concrete		46
			0.4'	**FILL MATERIALS** Black, cinders, coals, moist, no odor	0.0	
			0.7'	Reddish to brown, SILT, some mf Sand, moist, no odor		
2			2.3'	Brown, mf SAND, little Silt and Gravel, moist, no odor	0.0	91
4	S-2 4' - 8'	2.2'	4.0'	As above, moist, no odor	0.0	42
				NATIVE SOIL (GLACIAL TILL)		
			4.6'	Light brown, SILT, some c Gravel and mf Sand, wet @ ~5.4' BGS		
6				*Refusal @ ~6.2' BGS*	0.0	
8						
10						
12						
14						
16						
18						

WATER LEVEL DATA			BOTTOM OF	BOTTOM OF	GROUNDWATER
DATE	TIME	ELAPSED TIME	CASING	BORING	ENCOUNTERED
				6.2'	5.4'

NOTES:

GENERAL NOTES
1) STRATIFICATION LINES REPRESENT APPROXIMATE BOUNDARY BETWEEN SOIL TYPES, TRANSITIONS MAY BE GRADUAL.
2) WATER LEVEL READINGS HAVE BEEN MADE AT TIMES AND UNDER CONDITIONS STATED, FLUCTUATIONS OF GROUNDWATER
3) Abbreviations
and = 35 to 50 %
some = 20 to 35%
little = 10 to 20%
trace = 1 to 10%
c = coarse
m = medium
f = fine
vf = very fine
BGS = Below the Ground Surface
NA = Not Applicable

BORING: SB-59

LABELLA Associates, P.C.

300 STATE STREET, ROCHESTER, NY
ENVIRONMENTAL ENGINEERING CONSULTANTS

PROJECT
690 Saint Paul Street
Rochester, New York
BCP Site #C828159

BORING: SB-60
SHEET . OF
JOB: 209280
CHKD BY: ED

CONTRACTOR: Nothnagle Drilling, Inc. BORING LOCATION: TIME: 1330 TO 1400
DRILLER: J. Swytzer GROUND SURFACE ELEVATION: DATUM:
LABELLA REPRESENTATIVE: E. Dumrese START DATE: 9/23/2010 END DATE: 9/23/2010

TYPE OF DRILL RIG: Track Mounted Geoprobe Model 6610DT DRIVE SAMPLER TYPE: 4-foot Macrocore
AUGER SIZE AND TYPE: NA INSIDE DIAMETER: ~1.8-Inch
OVERBURDEN SAMPLING METHOD: Direct Push OTHER:

DEPTH	SAMPLE NO AND DEPTH	SAMPLE RECOVERY	STRATA CHANGE	VISUAL CLASSIFICATION	PID FIELD SCREEN (PPM)	LUDLUM FIELD SCREEN (µREM/H)
0	S-1 0' to 4'	2.6'	0.0'	Concrete		62
			0.4'	**FILL MATERIALS** Black, cinders, coals, slag, foundry sand, moist, no odor	0.0	
2			2.5'	Light brown, SILT, some mf Sand, little Gravel, moist, no odor	0.0	110
			3.0'	Brown, mc SAND, moist, no odor		
4	S-2 4' - 8'	3.1'	4.0'	As above, moist, no odor	0.0	42
			4.6'	**NATIVE SOIL (GLACIAL TILL)** Light brown, SILT, some c Gravel and mf Sand, wet @ ~4.8' BGS		
6				*Refusal @ ~5.8' BGS*	0.0	53
8						
10						
12						
14						
16						
18						

WATER LEVEL DATA			BOTTOM OF CASING	BOTTOM OF BORING	GROUNDWATER ENCOUNTERED
DATE	TIME	ELAPSED TIME			
				5.8'	4.8'

NOTES:

GENERAL NOTES
1) STRATIFICATION LINES REPRESENT APPROXIMATE BOUNDARY BETWEEN SOIL TYPES, TRANSITIONS MAY BE GRADUAL.
2) WATER LEVEL READINGS HAVE BEEN MADE AT TIMES AND UNDER CONDITIONS STATED, FLUCTUATIONS OF GROUNDWATER
3) Abbreviations and = 35 to 50 % c = coarse
some = 20 to 35% m = medium BGS = Below the Ground Surface
little = 10 to 20% f = fine NA = Not Applicable
trace = 1 to 10% vf = very fine

BORING: SB-60

LABELLA Associates, P.C.

300 STATE STREET, ROCHESTER, NY
ENVIRONMENTAL ENGINEERING CONSULTANTS

PROJECT
690 Saint Paul Street
Rochester, New York
BCP Site #C828159

BORING: **SB-61**
SHEET . OF
JOB: **209280**
CHKD BY: ED

CONTRACTOR: Nothnagle Drilling, Inc. BORING LOCATION: TIME: To
DRILLER: J. Swytzer GROUND SURFACE ELEVATION: DATUM:
LABELLA REPRESENTATIVE: E. Dumrese START DATE: 6/24/2010 END DATE: 6/24/10

TYPE OF DRILL RIG: Track Mounted Geoprobe Model 6610DT
AUGER SIZE AND TYPE: NA
OVERBURDEN SAMPLING METHOD: Direct Push
DRIVE SAMPLER TYPE: 4-foot Macrocore
INSIDE DIAMETER: ~1.8-Inch
OTHER:

DEPTH	SAMPLE NO. AND DEPTH	SAMPLE RECOVERY	STRATA CHANGE	VISUAL CLASSIFICATION	PID FIELD SCREEN (PPM)	LUDLUM FIELD SCREEN (µREM/H)
0	S-1 0' to 4'	3.2'	0.0'	Concrete		
				FILL MATERIALS	0.0	11
			0.3'	Black, cinders, coals, crushed Gravel, moist, no odor		
			0.6'	Light brown, SILT, little f Sand, moist, no odor		
2					0.0	9
4	S-2 4' - 8'	2.9'	4.0'	As above, moist, no odor	0.0	10
6			6.3'	As above, wet, no odor	0.0	8
8				*Refusal @ ~8.0' BGS*		
10						
12						
14						
16						
18						

WATER LEVEL DATA			BOTTOM OF	BOTTOM OF	GROUNDWATER
DATE	TIME	ELAPSED TIME	CASING	BORING	ENCOUNTERED
				8.0'	6.3'

NOTES:

GENERAL NOTES
1) STRATIFICATION LINES REPRESENT APPROXIMATE BOUNDARY BETWEEN SOIL TYPES, TRANSITIONS MAY BE GRADUAL.
2) WATER LEVEL READINGS HAVE BEEN MADE AT TIMES AND UNDER CONDITIONS STATED, FLUCTUATIONS OF GROUNDWATER
3) Abbreviations
and = 35 to 50 %
some = 20 to 35%
little = 10 to 20%
trace = 1 to 10%
c = coarse
m = medium
f = fine
vf = very fine
BGS = Below the Ground Surface
NA = Not Applicable

BORING: **SB-61**

LABELLA Associates, P.C.

300 STATE STREET, ROCHESTER, NY
ENVIRONMENTAL ENGINEERING CONSULTANTS

PROJECT
690 Saint Paul Street
Rochester, New York
BCP Site #C828159

BORING: SB-61(2)
SHEET . OF
JOB: 209280
CHKD BY: ED

CONTRACTOR: Nothnagle Drilling, Inc. BORING LOCATION: TIME: 1215 To 1245
DRILLER: J. Swytzer GROUND SURFACE ELEVATION: DATUM:
LABELLA REPRESENTATIVE: E. Dumrese START DATE: 9/24/2010 END DATE: 9/24/10

TYPE OF DRILL RIG: Track Mounted Geoprobe Model 6610DT
AUGER SIZE AND TYPE: NA
OVERBURDEN SAMPLING METHOD: Direct Push
DRIVE SAMPLER TYPE: 4-foot Macrocore
INSIDE DIAMETER: ~1.8-Inch
OTHER:

DEPTH	SAMPLE NO AND DEPTH	SAMPLE RECOVERY	STRATA CHANGE	VISUAL CLASSIFICATION	PID FIELD SCREEN (PPM)	LUDLUM FIELD SCREEN (µREM/H)
0	S-1 0' to 4'	2.2'	0.0'	Concrete		19
			0.3'	**FILL MATERIALS** Black, cinders, coals, moist, no odor	0.0	
			0.6'	Light brown, SILT, some mf Sand, moist, no odor		
2					0.0	58
			2.8'	Light brown, SILT, litle mf Sand, moist, no odor		
4	S-2 4' - 8'	1.9'	4.0'	As above, moist, no odor	0.0	39
			5.7'	As above, wet, no odor		
6					0.0	26
				Refusal @ ~7.7' BGS		
8	S-3 8' - 12'					
10						
12	S-4 12' - 16'					
14						
16	S-5 16' - 20'					
18						

WATER LEVEL DATA			BOTTOM OF CASING	BOTTOM OF BORING	GROUNDWATER ENCOUNTERED
DATE	TIME	ELAPSED TIME			
				7.7'	5.7'

NOTES:

GENERAL NOTES
1) STRATIFICATION LINES REPRESENT APPROXIMATE BOUNDARY BETWEEN SOIL TYPES, TRANSITIONS MAY BE GRADUAL.
2) WATER LEVEL READINGS HAVE BEEN MADE AT TIMES AND UNDER CONDITIONS STATED, FLUCTUATIONS OF GROUNDWATER
3) Abbreviations
and = 35 to 50 %
some = 20 to 35%
little = 10 to 20%
trace = 1 to 10%
c = coarse
m = medium
f = fine
vf = very fine
BGS = Below the Ground Surface
NA = Not Applicable

BORING: SB-61(2)

LABELLA Associates, P.C.

300 STATE STREET, ROCHESTER, NY
ENVIRONMENTAL ENGINEERING CONSULTANTS

PROJECT
690 Saint Paul Street
Rochester, New York
BCP Site #C828159

BORING: SB-62
SHEET . OF
JOB: 209280
CHKD BY: ED

CONTRACTOR: Nothnagle Drilling, Inc. BORING LOCATION: TIME: 1130 To 1200
DRILLER: J. Swytzer GROUND SURFACE ELEVATION: DATUM:
LABELLA REPRESENTATIVE: E. Dumrese START DATE: 9/24/2010 END DATE: 9/24/10

TYPE OF DRILL RIG: Track Mounted Geoprobe Model 6610DT
AUGER SIZE AND TYPE: NA
OVERBURDEN SAMPLING METHOD: Direct Push
DRIVE SAMPLER TYPE: 4-foot Macrocore
INSIDE DIAMETER: ~1.8-Inch
OTHER:

DEPTH	SAMPLE NO AND DEPTH	SAMPLE RECOVERY	STRATA CHANGE	VISUAL CLASSIFICATION	PID FIELD SCREEN (PPM)	LUDLUM FIELD SCREEN (µREM/H)
0	S-1 0' to 4'	3.8'	0.0'	Concrete		13
				FILL MATERIALS	0.0	
			0.2'	Black, cinders, coals, moist, no odor		
			0.4'	Brown, SILT and mf SAND, some Gravel, moist, no odor		
2					0.0	29
			2.9'	Brown, SILT, little f Sand, dry no odor		
4	S-2 4' - 8'	3.8'	4.0'	As above, moist, no odor	0.0	35
6					0.0	71
			6.2'	Light brown, mc SAND, wet, no odor		
				Refusal @ ~7.5' BGS		
8	S-3 8' - 12'					
10						
12	S-4 12' - 16'					
14						
16	S-5 16' - 20'					
18						

WATER LEVEL DATA			BOTTOM OF CASING	BOTTOM OF BORING	GROUNDWATER ENCOUNTERED
DATE	TIME	ELAPSED TIME			
				7.5'	6.2'

NOTES:

GENERAL NOTES
1) STRATIFICATION LINES REPRESENT APPROXIMATE BOUNDARY BETWEEN SOIL TYPES, TRANSITIONS MAY BE GRADUAL.
2) WATER LEVEL READINGS HAVE BEEN MADE AT TIMES AND UNDER CONDITIONS STATED, FLUCTUATIONS OF GROUNDWATER
3) Abbreviations

and = 35 to 50 %	c = coarse	
some = 20 to 35%	m = medium	BGS = Below the Ground Surface
little = 10 to 20%	f = fine	NA = Not Applicable
trace = 1 to 10%	vf = very fine	

BORING: SB-62

LABELLA Associates, P.C.

300 STATE STREET, ROCHESTER, NY
ENVIRONMENTAL ENGINEERING CONSULTANTS

PROJECT
690 Saint Paul Street
Rochester, New York
BCP Site #C828159

BORING: SB-63
SHEET . OF
JOB: 209280
CHKD BY: ED

CONTRACTOR: Nothnagle Drilling, Inc. BORING LOCATION: TIME: 1100 To 1130
DRILLER: J. Swytzer GROUND SURFACE ELEVATION: DATUM:
LABELLA REPRESENTATIVE: E. Dumrese START DATE: 9/23/2010 END DATE: 9/23/10

TYPE OF DRILL RIG: Track Mounted Geoprobe Model 6610DT
AUGER SIZE AND TYPE: NA
OVERBURDEN SAMPLING METHOD: Direct Push
DRIVE SAMPLER TYPE: 4-foot Macrocore
INSIDE DIAMETER: ~1.8-Inch
OTHER:

DEPTH	SAMPLE NO AND DEPTH	SAMPLE RECOVERY	STRATA CHANGE	VISUAL CLASSIFICATION	PID FIELD SCREEN (PPM)	LUDLUM FIELD SCREEN (µREM/H)
0	S-1 0' to 4'	3.3'	0.0'	Concrete		34
				FILL MATERIALS	0.0	
			0.3'	Black, cinders, coals, moist, no odor		
			1.6'	Light brown, SILT and mf SAND, some Gravel, moist, no odor		
2					0.0	72
			3.7'	Brown, SILT, little mf Sand, moist, no odor		
4	S-2 4' - 8'	3.1'	4.0'	As above, moist, no odor	0.0	18
6				**NATIVE SOIL (GLACIAL TILL)**	0.0	42
			6.7'	Light brown, SILT, some mf Sand and Gravel, moist, no odor		
				Refusal @ ~7.2' BGS		
8	S-3 8' - 12'					
10						
12	S-4 12' - 16'					
14						
16	S-5 16' - 20'					
18						

WATER LEVEL DATA			BOTTOM OF CASING	BOTTOM OF BORING	GROUNDWATER ENCOUNTERED
DATE	TIME	ELAPSED TIME			
				7.2'	No

NOTES:

GENERAL NOTES
1) STRATIFICATION LINES REPRESENT APPROXIMATE BOUNDARY BETWEEN SOIL TYPES, TRANSITIONS MAY BE GRADUAL.
2) WATER LEVEL READINGS HAVE BEEN MADE AT TIMES AND UNDER CONDITIONS STATED, FLUCTUATIONS OF GROUNDWATER
3) Abbreviations
and = 35 to 50 %
some = 20 to 35%
little = 10 to 20%
trace = 1 to 10%
c = coarse
m = medium
f = fine
vf = very fine
BGS = Below the Ground Surface
NA = Not Applicable

BORING: SB-63

LABELLA Associates, P.C.

300 STATE STREET, ROCHESTER, NY
ENVIRONMENTAL ENGINEERING CONSULTANTS

PROJECT
690 Saint Paul Street
Rochester, New York
BCP Site #C828159

BORING: SB-64
SHEET . OF
JOB: 209280
CHKD BY: ED

CONTRACTOR: Nothnagle Drilling, Inc. BORING LOCATION: TIME: To
DRILLER: J. Swytzer GROUND SURFACE ELEVATION: DATUM:
LABELLA REPRESENTATIVE: E. Dumrese START DATE: 6/24/2010 END DATE: 6/24/10

TYPE OF DRILL RIG: Track Mounted Geoprobe Model 6610DT DRIVE SAMPLER TYPE: 4-foot Macrocore
AUGER SIZE AND TYPE: NA INSIDE DIAMETER: ~1.8-Inch
OVERBURDEN SAMPLING METHOD: Direct Push OTHER:

DEPTH	SAMPLE NO. AND DEPTH	SAMPLE RECOVERY	STRATA CHANGE	VISUAL CLASSIFICATION	PID FIELD SCREEN (PPM)	LUDLUM FIELD SCREEN (µREM/H)
0	S-1 0' to 4'	3.0'	0.0'	Concrete		
				FILL MATERIALS	0.0	6
			0.3'	Black, cinders, coals, crushed Gravel, moist, no odor		
			0.7'	Light brown, SILT, trace f Sand and Gravel, miost, no odor		
2					0.0	9
4	S-2 4' - 8'	3.0'	4.0'	As above, moist, no odor	0.0	8
6					0.0	10
			6.5'	As above, wet, no odor		
8	S-3 8' - 12'		8.0'	As above, wet, no odor	0.0	8
				Refusal @ ~8.5' BGS		
10						
12						
14						
16						
18						

WATER LEVEL DATA			BOTTOM OF	BOTTOM OF	GROUNDWATER
DATE	TIME	ELAPSED TIME	CASING	BORING	ENCOUNTERED
				8.5'	6.5'

NOTES:

GENERAL NOTES
1) STRATIFICATION LINES REPRESENT APPROXIMATE BOUNDARY BETWEEN SOIL TYPES, TRANSITIONS MAY BE GRADUAL.
2) WATER LEVEL READINGS HAVE BEEN MADE AT TIMES AND UNDER CONDITIONS STATED, FLUCTUATIONS OF GROUNDWATER
3) Abbreviations
and = 35 to 50 % c = coarse
some = 20 to 35% m = medium BGS = Below the Ground Surface
little = 10 to 20% f = fine NA = Not Applicable
trace = 1 to 10% vf = very fine

BORING: SB-64

LABELLA Associates, P.C.

300 STATE STREET, ROCHESTER, NY
ENVIRONMENTAL ENGINEERING CONSULTANTS

PROJECT
690 Saint Paul Street
Rochester, New York
BCP Site #C828159

BORING: SB-65
SHEET SB-65 OF
JOB: 209280
CHKD BY: ED

CONTRACTOR: Nothnagle Drilling, Inc. BORING LOCATION: TIME: To
DRILLER: J. Swytzer GROUND SURFACE ELEVATION: DATUM:
LABELLA REPRESENTATIVE: E. Dumrese START DATE: 6/24/2010 END DATE: 6/24/10

TYPE OF DRILL RIG: Track Mounted Geoprobe Model 6610DT DRIVE SAMPLER TYPE: 4-foot Macrocore
AUGER SIZE AND TYPE: NA INSIDE DIAMETER: ~1.8-Inch
OVERBURDEN SAMPLING METHOD: Direct Push OTHER:

DEPTH	SAMPLE NO. AND DEPTH	SAMPLE RECOVERY	STRATA CHANGE	VISUAL CLASSIFICATION	PID FIELD SCREEN (PPM)	LUDLUM FIELD SCREEN (µREM/H)
0	S-1 0' to 4'	2..8'	0.0'	Grass/Topsoil		
			0.3'	Light brown, SILT, little mf Sand, moist, no odor	0.0	9
2					0.0	8
4	S-2 4' - 8'	1.6'	4.0'	As above, moist, no odor	0.0	10
				Refusal @ 5.5' BGS		
6						
8						
10						
12						
14						
16						
18						

WATER LEVEL DATA			BOTTOM OF	BOTTOM OF	GROUNDWATER
DATE	TIME	ELAPSED TIME	CASING	BORING	ENCOUNTERED
				5.5'	No

NOTES:

GENERAL NOTES
1) STRATIFICATION LINES REPRESENT APPROXIMATE BOUNDARY BETWEEN SOIL TYPES, TRANSITIONS MAY BE GRADUAL.
2) WATER LEVEL READINGS HAVE BEEN MADE AT TIMES AND UNDER CONDITIONS STATED, FLUCTUATIONS OF GROUNDWATER
3) Abbreviations
and = 35 to 50 % c = coarse
some = 20 to 35% m = medium BGS = Below the Ground Surface
little = 10 to 20% f = fine NA = Not Applicable
trace = 1 to 10% vf = very fine

BORING: SB-65

LABELLA Associates, P.C.

300 STATE STREET, ROCHESTER, NY
ENVIRONMENTAL ENGINEERING CONSULTANTS

PROJECT
690 Saint Paul Street
Rochester, New York
BCP Site #C828159

BORING: SB-66
SHEET SB-65 OF
JOB: 209280
CHKD BY: ED

CONTRACTOR: Nothnagle Drilling, Inc. BORING LOCATION: TIME: To
DRILLER: J. Swytzer GROUND SURFACE ELEVATION: DATUM:
LABELLA REPRESENTATIVE: E. Dumrese START DATE: 6/24/2010 END DATE: 6/24/10

TYPE OF DRILL RIG: Track Mounted Geoprobe Model 6610DT
AUGER SIZE AND TYPE: NA
OVERBURDEN SAMPLING METHOD: Direct Push
DRIVE SAMPLER TYPE: 4-foot Macrocore
INSIDE DIAMETER: ~1.8-Inch
OTHER:

DEPTH	SAMPLE NO AND DEPTH	SAMPLE RECOVERY	STRATA CHANGE	VISUAL CLASSIFICATION	PID FIELD SCREEN (PPM)	LUDLUM FIELD SCREEN (µREM/H)
0	S-1 0' to 4'	2.4'	0.0'	Grass/Topsoil		
			0.7'	Brown, SILT, some mf Sand, moist, no odor	0.0	9
2					0.0	11
4	S-2 4' - 8'	3.2'	4.0'	As above, moist, no odor	0.0	9
				Refusal @ 5.2' BGS		
6						
8						
10						
12						
14						
16						
18						

WATER LEVEL DATA			BOTTOM OF	BOTTOM OF	GROUNDWATER	NOTES:
DATE	TIME	ELAPSED TIME	CASING	BORING	ENCOUNTERED	
				5.2'	No	

GENERAL NOTES
1) STRATIFICATION LINES REPRESENT APPROXIMATE BOUNDARY BETWEEN SOIL TYPES, TRANSITIONS MAY BE GRADUAL.
2) WATER LEVEL READINGS HAVE BEEN MADE AT TIMES AND UNDER CONDITIONS STATED, FLUCTUATIONS OF GROUNDWATER
3) Abbreviations
and = 35 to 50 %
some = 20 to 35%
little = 10 to 20%
trace = 1 to 10%
c = coarse
m = medium
f = fine
vf = very fine
BGS = Below the Ground Surface
NA = Not Applicable

BORING: SB-66

LABELLA Associates, P.C.

300 STATE STREET, ROCHESTER, NY
ENVIRONMENTAL ENGINEERING CONSULTANTS

PROJECT
690 Saint Paul Street
Rochester, New York
BCP Site #C828159

BORING: **SB-67**
SHEET SB-65 OF
JOB: **209280**
CHKD BY: ED

CONTRACTOR: Nothnagle Drilling, Inc. BORING LOCATION: TIME: 1320 To 1400
DRILLER: J. Swytzer GROUND SURFACE ELEVATION: DATUM:
LABELLA REPRESENTATIVE: E. Dumrese START DATE: 6/22/2010 END DATE: 6/22/10

TYPE OF DRILL RIG: Track Mounted Geoprobe Model 6610DT
AUGER SIZE AND TYPE: NA
OVERBURDEN SAMPLING METHOD: Direct Push
DRIVE SAMPLER TYPE: 4-foot Macrocore
INSIDE DIAMETER: ~1.8-Inch
OTHER:

DEPTH	SAMPLE NO AND DEPTH	SAMPLE RECOVERY	STRATA CHANGE	VISUAL CLASSIFICATION	PID FIELD SCREEN (PPM)	LUDLUM FIELD SCREEN (µREM/H)
0	S-1 0' to 4'	3.3'	0.0'	Asphalt **FILL MATERIALS** Black, cinders, coals, crushed stone, moist, no odor	0.0	14
2			2.3'	**NATIVE SOIL** Light brown, SILT, little Clay, trace f Sand, moist, no odor	0.0	12
4	S-2 4' - 8'	4.0'	4.0'	As above, moist, no odor	0.0	13
6			6.7'	As above, wet, no odor	0.0	10
8	S-3 8' - 12'	4.0'	8.0'	As above, wet, no odor	0.0	13
10			10.0'	Grey, SILT and mf SAND, saturated, no odor	0	11
12	S-4 12' - 16'			*Refusal @ 12.0' BGS*		
14						
16	S-5 16' - 20'					
18						

WATER LEVEL DATA			BOTTOM OF	BOTTOM OF	GROUNDWATER
DATE	TIME	ELAPSED TIME	CASING	BORING	ENCOUNTERED
				12.0'	6.7'

NOTES:

GENERAL NOTES
1) STRATIFICATION LINES REPRESENT APPROXIMATE BOUNDARY BETWEEN SOIL TYPES, TRANSITIONS MAY BE GRADUAL.
2) WATER LEVEL READINGS HAVE BEEN MADE AT TIMES AND UNDER CONDITIONS STATED, FLUCTUATIONS OF GROUNDWATER
3) Abbreviations
and = 35 to 50 %
some = 20 to 35%
little = 10 to 20%
trace = 1 to 10%
c = coarse
m = medium
f = fine
vf = very fine
BGS = Below the Ground Surface
NA = Not Applicable

BORING: **SB-67**

LABELLA Associates, P.C.

300 STATE STREET, ROCHESTER, NY
ENVIRONMENTAL ENGINEERING CONSULTANTS

PROJECT
690 Saint Paul Street
Rochester, New York
BCP Site #C828159

BORING: SB-68
SHEET SB-65 OF
JOB: 209280
CHKD BY: ED

CONTRACTOR: Nothnagle Drilling, Inc. BORING LOCATION: TIME: 1320 To 1400
DRILLER: J. Swytzer GROUND SURFACE ELEVATION: DATUM:
LABELLA REPRESENTATIVE: E. Dumrese START DATE: 6/22/2010 END DATE: 6/22/10

TYPE OF DRILL RIG: Track Mounted Geoprobe Model 6610DT
AUGER SIZE AND TYPE: NA
OVERBURDEN SAMPLING METHOD: Direct Push
DRIVE SAMPLER TYPE: 4-foot Macrocore
INSIDE DIAMETER: ~1.8-Inch
OTHER:

DEPTH	SAMPLE NO AND DEPTH	SAMPLE RECOVERY	STRATA CHANGE	VISUAL CLASSIFICATION	PID FIELD SCREEN (PPM)	LUDLUM FIELD SCREEN (µREM/H)
0	S-1 0' to 4'	2.8'	0.0'	Asphalt		28
			0.2'	**FILL MATERIALS** Black, cinders, coals, foundry sand, moist, no odor	0.0	
2					0.0	110
			3.3'	Brown, mf SAND, little Silt, moist, no odor		
4	S-2 4' - 8'	4.0'	4.0'	As above, moist, no odor	0.0	25
6				**NATIVE SOIL (GLACIAI TILL)**	0.0	32
			6.3'	Light brown, SILT, some mf Sand and Gravel, wet, no odor		
8	S-3 8' - 12'	2.9'	8.0'	As above, moist, no odor	1.1	45
			9.5'	As above, wet, slight odor		
			10.3'	Grey, mc SAND, some Silt, saturated, no odor	112	86
10				*Refusal @ 10.8' BGS*		
12	S-4 12' - 16'					
14						
16	S-5 16' - 20'					
18						

WATER LEVEL DATA			BOTTOM OF CASING	BOTTOM OF BORING	GROUNDWATER ENCOUNTERED
DATE	TIME	ELAPSED TIME			
				10.8'	6.3'

NOTES:

GENERAL NOTES

1) STRATIFICATION LINES REPRESENT APPROXIMATE BOUNDARY BETWEEN SOIL TYPES, TRANSITIONS MAY BE GRADUAL.

2) WATER LEVEL READINGS HAVE BEEN MADE AT TIMES AND UNDER CONDITIONS STATED, FLUCTUATIONS OF GROUNDWATER

3) Abbreviations

and = 35 to 50 %	c = coarse	
some = 20 to 35%	m = medium	BGS = Below the Ground Surface
little = 10 to 20%	f = fine	NA = Not Applicable
trace = 1 to 10%	vf = very fine	

BORING: SB-68

LABELLA Associates, P.C.

300 STATE STREET, ROCHESTER, NY
ENVIRONMENTAL ENGINEERING CONSULTANTS

PROJECT
690 Saint Paul Street
Rochester, New York
BCP Site #C828159

BORING: SB-69
SHEET SB-65 OF
JOB: 209280
CHKD BY: ED

CONTRACTOR: Nothnagle Drilling, Inc. BORING LOCATION: TIME: 1300 To 1330
DRILLER: J. Swytzer GROUND SURFACE ELEVATION: DATUM:
LABELLA REPRESENTATIVE: E. Dumrese START DATE: 9/24/2010 END DATE: 9/24/2010

TYPE OF DRILL RIG: Track Mounted Geoprobe Model 6610DT
AUGER SIZE AND TYPE: NA
OVERBURDEN SAMPLING METHOD: Direct Push
DRIVE SAMPLER TYPE: 4-foot Macrocore
INSIDE DIAMETER: ~1.8-Inch
OTHER:

DEPTH	SAMPLE NO AND DEPTH	SAMPLE RECOVERY	STRATA CHANGE	VISUAL CLASSIFICATION	PID FIELD SCREEN (PPM)	LUDLUM FIELD SCREEN (µREM/H)
0	S-1 0' to 4'	2.5'	0.0'	Asphalt		
			0.3'	**FILL MATERIALS** Black, cinders, coals, Gravel sub-base, moist, no odor	0.0	52
2					0.0	94
			3.2'	Brown, SILT, some f Sand, moist, no odor		
4	S-2 4' - 8'	2.9'	4.0'	As above, moist, no odor	0.0	52
6					0.0	13
8	S-3 8' - 12'			*Refusal @ 8.0' BGS*		
10						
12	S-4 12' - 16'					
14						
16	S-5 16' - 20'					
18						

WATER LEVEL DATA			BOTTOM OF CASING	BOTTOM OF BORING	GROUNDWATER ENCOUNTERED
DATE	TIME	ELAPSED TIME			
				8.0'	No

NOTES:

GENERAL NOTES
1) STRATIFICATION LINES REPRESENT APPROXIMATE BOUNDARY BETWEEN SOIL TYPES, TRANSITIONS MAY BE GRADUAL.
2) WATER LEVEL READINGS HAVE BEEN MADE AT TIMES AND UNDER CONDITIONS STATED, FLUCTUATIONS OF GROUNDWATER
3) Abbreviations
and = 35 to 50 %
some = 20 to 35%
little = 10 to 20%
trace = 1 to 10%
c = coarse
m = medium
f = fine
vf = very fine
BGS = Below the Ground Surface
NA = Not Applicable

BORING: SB-69

LABELLA Associates, P.C.

300 STATE STREET, ROCHESTER, NY
ENVIRONMENTAL ENGINEERING CONSULTANTS

PROJECT
690 Saint Paul Street
Rochester, New York
BCP Site #C828159

BORING: SB-70
SHEET SB-65 OF
JOB: 209280
CHKD BY: ED

CONTRACTOR: Nothnagle Drilling, Inc. BORING LOCATION: TIME: 1300 To 1330
DRILLER: J. Swytzer GROUND SURFACE ELEVATION: DATUM:
LABELLA REPRESENTATIVE: E. Dumrese START DATE: 6/22/2010 END DATE: 6/22/10

TYPE OF DRILL RIG: Track Mounted Geoprobe Model 6610DT
AUGER SIZE AND TYPE: NA
OVERBURDEN SAMPLING METHOD: Direct Push
DRIVE SAMPLER TYPE: 4-foot Macrocore
INSIDE DIAMETER: ~1.8-Inch
OTHER:

DEPTH	SAMPLE NO AND DEPTH	SAMPLE RECOVERY	STRATA CHANGE	VISUAL CLASSIFICATION	PID FIELD SCREEN (PPM)	LUDLUM FIELD SCREEN (µREM/H)
0	S-1 0' to 4'	2.8'	0.0'	Asphalt		16
			0.5'	**FILL MATERIALS** Black, cinders, coals, crushed stone, moist, no odor	0.0	
2					0.0	21
4	S-2 4' - 8'	3.7'	4.0'	As above, moist, no odor	0.0	15
			5.5'	**NATIVE SOIL** Light brown, SILT, some mf Sand, moist, no odor		
6					0.0	17
8	S-3 8' - 12'	4.0'	8.0'	Crushed Gravel, saturated, no odor	0.0	14
			9.8'	Light brown, mc SAND, little Silt and Gravel, saturated, no odor		
10					0.0	17
12				*Refusal @ 11.5' BGS*		
14						
16						
18						

WATER LEVEL DATA			BOTTOM OF CASING	BOTTOM OF BORING	GROUNDWATER ENCOUNTERED
DATE	TIME	ELAPSED TIME			
				11.5'	8.0'

NOTES:

GENERAL NOTES
1) STRATIFICATION LINES REPRESENT APPROXIMATE BOUNDARY BETWEEN SOIL TYPES, TRANSITIONS MAY BE GRADUAL.
2) WATER LEVEL READINGS HAVE BEEN MADE AT TIMES AND UNDER CONDITIONS STATED, FLUCTUATIONS OF GROUNDWATER
3) Abbreviations
and = 35 to 50 %
some = 20 to 35%
little = 10 to 20%
trace = 1 to 10%
c = coarse
m = medium
f = fine
vf = very fine
BGS = Below the Ground Surface
NA = Not Applicable

BORING: SB-70

LABELLA Associates, P.C.

300 STATE STREET, ROCHESTER, NY
ENVIRONMENTAL ENGINEERING CONSULTANTS

PROJECT
690 Saint Paul Street
Rochester, New York
BCP Site #C828159

BORING: SB-71
SHEET OF
JOB: 209280
CHKD BY: ED

CONTRACTOR: Nothnagle Drilling, Inc. BORING LOCATION: TIME: 1430 To 1500
DRILLER: J. Swytzer GROUND SURFACE ELEVATION: DATUM:
LABELLA REPRESENTATIVE: E. Dumrese START DATE: 9/23/2010 END DATE: 9/23/2010

TYPE OF DRILL RIG: Track Mounted Geoprobe Model 6610DT
AUGER SIZE AND TYPE: NA
OVERBURDEN SAMPLING METHOD: Direct Push
DRIVE SAMPLER TYPE: 4-foot Macrocore
INSIDE DIAMETER: ~1.8-Inch
OTHER:

DEPTH	SAMPLE NO AND DEPTH	SAMPLE RECOVERY	STRATA CHANGE	VISUAL CLASSIFICATION	PID FIELD SCREEN (PPM)	LUDLUM FIELD SCREEN (µREM/H)
0	S-1 0' to 4'	2.9'	0.0'	Asphalt		49
			0.3'	**FILL MATERIALS** Brown, mc SAND and GRAVEL, some Silt, moist, no odor	0.0	
2			2.9'	Brown, SILT, little Clay, trace f Sand, moist, no odor	0.0	68
4	S-2 4' - 8'	4.0'	4.0'	As above, moist, no odor	0.0	32
				NATIVE SOIL (GLACIAL TILL)		
6			6.1'	Light brown, SILT, some mf Sand and Gravel, moist, no odor	0.0	92
			7.3'	As above, wet, no odor		
8	S-3 8' - 12'	4.0'	8.0'	As above, wet, no odor	0.0	53
10					0.0	13
12				*Refusal @ 11.3' BGS*		
14						
16						
18						

WATER LEVEL DATA			BOTTOM OF	BOTTOM OF	GROUNDWATER
DATE	TIME	ELAPSED TIME	CASING	BORING	ENCOUNTERED
				11.3'	7.3'

NOTES:

GENERAL NOTES
1) STRATIFICATION LINES REPRESENT APPROXIMATE BOUNDARY BETWEEN SOIL TYPES, TRANSITIONS MAY BE GRADUAL.
2) WATER LEVEL READINGS HAVE BEEN MADE AT TIMES AND UNDER CONDITIONS STATED, FLUCTUATIONS OF GROUNDWATER
3) Abbreviations
and = 35 to 50 %
some = 20 to 35%
little = 10 to 20%
trace = 1 to 10%
c = coarse
m = medium
f = fine
vf = very fine
BGS = Below the Ground Surface
NA = Not Applicable

BORING: SB-71

LABELLA Associates, P.C.

300 STATE STREET, ROCHESTER, NY
ENVIRONMENTAL ENGINEERING CONSULTANTS

PROJECT
690 Saint Paul Street
Rochester, New York
BCP Site #C828159

BORING: **SB-72**
SHEET OF
JOB: **209280**
CHKD BY: ED

CONTRACTOR: Nothnagle Drilling, Inc. BORING LOCATION: TIME: 1000 To 1020
DRILLER: J. Swytzer GROUND SURFACE ELEVATION: DATUM:
LABELLA REPRESENTATIVE: E. Dumrese START DATE: 6/22/2010 END DATE: 6/22/10

TYPE OF DRILL RIG: Track Mounted Geoprobe Model 6610DT DRIVE SAMPLER TYPE: 4-foot Macrocore
AUGER SIZE AND TYPE: NA INSIDE DIAMETER: ~1.8-Inch
OVERBURDEN SAMPLING METHOD: Direct Push OTHER:

DEPTH	SAMPLE NO. AND DEPTH	SAMPLE RECOVERY	STRATA CHANGE	VISUAL CLASSIFICATION	PID FIELD SCREEN (PPM)	LUDLUM FIELD SCREEN (µREM/H)
0	S-1 0' to 4'	4.0'	0.0'	Asphalt		8
			0.3'	**FILL MATERIALS** Black, cinders, coals, crushed stone, moist, no odor	0.0	
				NATIVE SOIL		
			1.8'	Light brown, Silt, little mf Sand, moist, no odor		
2					0.0	10
4	S-2 4' - 8'	4.0'	4.0'	As above, moist, no odor	0.0	11
6					0.0	16
8	S-3 8' - 12'	4.0'	8.0'	As above, moist, no odor	0.0	8
			9.0'	As above, saturated, no odor		
10					0.0	8
				Refusal @ 11.0' BGS		
12						
14						
16						
18						

WATER LEVEL DATA			BOTTOM OF	BOTTOM OF	GROUNDWATER
DATE	TIME	ELAPSED TIME	CASING	BORING	ENCOUNTERED
				11.0'	9.0'

NOTES:

GENERAL NOTES
1) STRATIFICATION LINES REPRESENT APPROXIMATE BOUNDARY BETWEEN SOIL TYPES, TRANSITIONS MAY BE GRADUAL.
2) WATER LEVEL READINGS HAVE BEEN MADE AT TIMES AND UNDER CONDITIONS STATED, FLUCTUATIONS OF GROUNDWATER
3) Abbreviations
and = 35 to 50 % c = coarse
some = 20 to 35% m = medium BGS = Below the Ground Surface
little = 10 to 20% f = fine NA = Not Applicable
trace = 1 to 10% vf = very fine

BORING: **SB-72**

LABELLA Associates, P.C.

300 STATE STREET, ROCHESTER, NY
ENVIRONMENTAL ENGINEERING CONSULTANTS

PROJECT
690 Saint Paul Street
Rochester, New York
BCP Site #C828159

BORING: SB-73
SHEET OF
JOB: 209280
CHKD BY: ED

CONTRACTOR: Nothnagle Drilling, Inc. BORING LOCATION: TIME: 1545 To 1615
DRILLER: J. Swytzer GROUND SURFACE ELEVATION: DATUM:
LABELLA REPRESENTATIVE: E. Dumrese START DATE: 9/23/2010 END DATE: 9/23/2010

TYPE OF DRILL RIG: Track Mounted Geoprobe Model 6610DT
AUGER SIZE AND TYPE: NA
OVERBURDEN SAMPLING METHOD: Direct Push
DRIVE SAMPLER TYPE: 4-foot Macrocore
INSIDE DIAMETER: ~1.8-Inch
OTHER:

DEPTH	SAMPLE NO AND DEPTH	SAMPLE RECOVERY	STRATA CHANGE	VISUAL CLASSIFICATION	PID FIELD SCREEN (PPM)	LUDLUM FIELD SCREEN (µREM/H)
0	S-1 0' to 4'	2.7'	0.0'	Asphalt		51
			0.3'	**FILL MATERIALS** Black, cinders, coals, crushed stone, moist, no odor	0.0	
2					0.0	98
			3.1'	**Ash Layer**		
			3.6'	Crushed Brick		
4	S-2 4' - 8'	1.9'	4.0'	As above, moist, no odor	0.0	105
			4.3'	Brown, SILT, some mf Sand and Gravel, wet, no odor		
6					0.0	128
				NATIVE SOIL (GLACIAL TILL)		
8	S-3 8' - 12'	2.1'	8.0'	Light brown, SILT, some mf Sand and Gravel, wet, no odor	0.0	39
10				*Refusal @ 10.8' BGS*	0.0	56
12						
14						
16						
18						

WATER LEVEL DATA			BOTTOM OF	BOTTOM OF	GROUNDWATER
DATE	TIME	ELAPSED TIME	CASING	BORING	ENCOUNTERED
				10.8'	8.0'

NOTES:

GENERAL NOTES
1) STRATIFICATION LINES REPRESENT APPROXIMATE BOUNDARY BETWEEN SOIL TYPES, TRANSITIONS MAY BE GRADUAL.
2) WATER LEVEL READINGS HAVE BEEN MADE AT TIMES AND UNDER CONDITIONS STATED, FLUCTUATIONS OF GROUNDWATER
3) Abbreviations
and = 35 to 50 %
some = 20 to 35%
little = 10 to 20%
trace = 1 to 10%
c = coarse
m = medium
f = fine
vf = very fine
BGS = Below the Ground Surface
NA = Not Applicable

BORING: SB-73

LABELLA Associates, P.C.

300 STATE STREET, ROCHESTER, NY
ENVIRONMENTAL ENGINEERING CONSULTANTS

PROJECT
690 Saint Paul Street
Rochester, New York
BCP Site #C828159

BORING: SB-74
SHEET OF
JOB: 209280
CHKD BY: ED

CONTRACTOR: Nothnagle Drilling, Inc. BORING LOCATION: TIME: 1540 To 1600
DRILLER: J. Swytzer GROUND SURFACE ELEVATION: DATUM:
LABELLA REPRESENTATIVE: E. Dumrese START DATE: 9/23/2010 END DATE: 9/23/2010

TYPE OF DRILL RIG: Track Mounted Geoprobe Model 6610DT
AUGER SIZE AND TYPE: NA
OVERBURDEN SAMPLING METHOD: Direct Push
DRIVE SAMPLER TYPE: 4-foot Macrocore
INSIDE DIAMETER: ~1.8-Inch
OTHER:

DEPTH	SAMPLE NO AND DEPTH	SAMPLE RECOVERY	STRATA CHANGE	VISUAL CLASSIFICATION	PID FIELD SCREEN (PPM)	LUDLUM FIELD SCREEN (µREM/H)
0	S-1 0' to 4'	2.5'	0.0'	Asphalt		74
			0.6'	**FILL MATERIALS** Black to grey, cinders, coals, brick, moist, no odor	0.0	
2					0.0	56
4	S-2 4' - 8'	2.2'	4.0'	Brown, SILT, little mf Sand, moist, no odor	0.0	61
6					0.0	16
8	S-3 8' - 12'	1.8'	8.0'	As above, wet, no odor	0.0	38
10				*Refusal @ 10.6' BGS*	0.0	16
12						
14						
16						
18						

WATER LEVEL DATA			BOTTOM OF CASING	BOTTOM OF BORING	GROUNDWATER ENCOUNTERED
DATE	TIME	ELAPSED TIME			
				10.6'	8.0'

NOTES:

GENERAL NOTES
1) STRATIFICATION LINES REPRESENT APPROXIMATE BOUNDARY BETWEEN SOIL TYPES, TRANSITIONS MAY BE GRADUAL.
2) WATER LEVEL READINGS HAVE BEEN MADE AT TIMES AND UNDER CONDITIONS STATED, FLUCTUATIONS OF GROUNDWATER
3) Abbreviations
and = 35 to 50 %
some = 20 to 35%
little = 10 to 20%
trace = 1 to 10%
c = coarse
m = medium
f = fine
vf = very fine
BGS = Below the Ground Surface
NA = Not Applicable

BORING: SB-74

LABELLA Associates, P.C.

300 STATE STREET, ROCHESTER, NY
ENVIRONMENTAL ENGINEERING CONSULTANTS

PROJECT
690 Saint Paul Street
Rochester, New York
BCP Site #C828159

BORING: SB-75
SHEET OF
JOB: 209280
CHKD BY: ED

CONTRACTOR: Nothnagle Drilling, Inc. BORING LOCATION: TIME: 800 To 830
DRILLER: J. Swytzer GROUND SURFACE ELEVATION: DATUM:
LABELLA REPRESENTATIVE: E. Dumrese START DATE: 9/27/2010 END DATE: 9/27/2010

TYPE OF DRILL RIG: Track Mounted Geoprobe Model 6610DT
AUGER SIZE AND TYPE: NA
OVERBURDEN SAMPLING METHOD: Direct Push
DRIVE SAMPLER TYPE: 4-foot Macrocore
INSIDE DIAMETER: ~1.8-Inch
OTHER:

DEPTH	SAMPLE NO AND DEPTH	SAMPLE RECOVERY	STRATA CHANGE	VISUAL CLASSIFICATION	PID FIELD SCREEN (PPM)	LUDLUM FIELD SCREEN (µREM/H)
0	S-1 0' to 4'	2.6'	0.0'	Grass/Topsoil		43
			0.5'	Brown, mc SAND, some Silt and c Gravel, moist, no odor	0.0	
2					0.0	16
4	S-2 4' - 8'	3.7'	4.0'	As above, moist, no odor	0.0	32
6			6.8'	As above, slight petroleum odor	3.0	18
				Refusal @ 7.5' BGS		
8						
10						
12						
14						
16						
18						

WATER LEVEL DATA			BOTTOM OF	BOTTOM OF	GROUNDWATER
DATE	TIME	ELAPSED TIME	CASING	BORING	ENCOUNTERED
				7.5'	No

NOTES:

GENERAL NOTES

1) STRATIFICATION LINES REPRESENT APPROXIMATE BOUNDARY BETWEEN SOIL TYPES, TRANSITIONS MAY BE GRADUAL.

2) WATER LEVEL READINGS HAVE BEEN MADE AT TIMES AND UNDER CONDITIONS STATED, FLUCTUATIONS OF GROUNDWATER

3) Abbreviations

and = 35 to 50 %	c = coarse	
some = 20 to 35%	m = medium	BGS = Below the Ground Surface
little = 10 to 20%	f = fine	NA = Not Applicable
trace = 1 to 10%	vf = very fine	

BORING: SB-75

LABELLA Associates, P.C.

300 STATE STREET, ROCHESTER, NY
ENVIRONMENTAL ENGINEERING CONSULTANTS

PROJECT
690 Saint Paul Street
Rochester, New York
BCP Site #C828159

BORING: SB-76
SHEET 1 OF
JOB: 209280
CHKD BY: ED

CONTRACTOR: Nothnagle Drilling, Inc. BORING LOCATION: TIME: TO
DRILLER: J. Swytzer GROUND SURFACE ELEVATION: DATUM:
LABELLA REPRESENTATIVE: E. Dumrese START DATE: 3/24/2010 END DATE: 3/24/10

TYPE OF DRILL RIG: Track Mounted Geoprobe Model 6610DT
AUGER SIZE AND TYPE: NA
OVERBURDEN SAMPLING METHOD: Direct Push
DRIVE SAMPLER TYPE: 4-foot Macrocore
INSIDE DIAMETER: ~1.8-Inch
OTHER:

DEPTH	SAMPLE NO AND DEPTH	SAMPLE RECOVERY	STRATA CHANGE	VISUAL CLASSIFICATION	PID FIELD SCREEN (PPM)	LUDLUM FIELD SCREEN (µREM/H)
0	S-1 0' to 4'	2.9'	0.0'	Topsoi/Grass		
			0.7'	Brown, mf SAND (black fill), moist, no odor	0.0	17
2					0.0	
			3.7'	Brown, mc SAND, some cinders and coals, moist, no odor		
4	S-2 4' - 8'	3.1'	4.0'	As above, moist, no odor	0.0	21
6			6.4'	As above, wet, no odor	0.0	
8				*Refusal @ 7.8' BGS*		
10						
12						
14						
16						
18						

WATER LEVEL DATA			BOTTOM OF	BOTTOM OF	GROUNDWATER
DATE	TIME	ELAPSED TIME	CASING	BORING	ENCOUNTERED
				7.8'	6.4'

NOTES:

GENERAL NOTES
1) STRATIFICATION LINES REPRESENT APPROXIMATE BOUNDARY BETWEEN SOIL TYPES, TRANSITIONS MAY BE GRADUAL.
2) WATER LEVEL READINGS HAVE BEEN MADE AT TIMES AND UNDER CONDITIONS STATED, FLUCTUATIONS OF GROUNDWATER
3) Abbreviations
and = 35 to 50 %
some = 20 to 35%
little = 10 to 20%
trace = 1 to 10%
c = coarse
m = medium
f = fine
vf = very fine
BGS = Below the Ground Surface
NA = Not Applicable

BORING: SB-76

LABELLA Associates, P.C.

300 STATE STREET, ROCHESTER, NY
ENVIRONMENTAL ENGINEERING CONSULTANTS

PROJECT
690 Saint Paul Street
Rochester, New York
BCP Site #C828159

BORING: SB-77
SHEET 1 OF
JOB: 209280
CHKD BY: ED

CONTRACTOR: Nothnagle Drilling, Inc. BORING LOCATION: TIME: 1000 TO 1030
DRILLER: J. Swytzer GROUND SURFACE ELEVATION: DATUM:
LABELLA REPRESENTATIVE: E. Dumrese START DATE: 3/24/2010 END DATE: 3/24/10

TYPE OF DRILL RIG: Track Mounted Geoprobe Model 6610DT
AUGER SIZE AND TYPE: NA
OVERBURDEN SAMPLING METHOD: Direct Push
DRIVE SAMPLER TYPE: 4-foot Macrocore
INSIDE DIAMETER: ~1.8-Inch
OTHER:

DEPTH	SAMPLE NO AND DEPTH	SAMPLE RECOVERY	STRATA CHANGE	VISUAL CLASSIFICATION	PID FIELD SCREEN (PPM)	LUDLUM FIELD SCREEN (µREM/H)
0	S-1 0' to 4'	2.9'	0.0'	Concrete		
			0.9'	Brown, SILT, little mf Sand and Gravel, moist, no odor	0.1	13
2					0.2	
4	S-2 4' - 8'	2.4'	4.0'	As above, moist, no odor	0.2	21
6					0.2	19
			7.3'	As above, saturated @ 7.3' BGS, no odor		
8		0.3'	8.0'	Greyish to brown, SILT, trace f Sand, saturated, no odor	0.2	
				Refusal @ ~ 8.9' BGS		
10						
12						
14						
16						
18						

WATER LEVEL DATA			BOTTOM OF	BOTTOM OF	GROUNDWATER
DATE	TIME	ELAPSED TIME	CASING	BORING	ENCOUNTERED
				8.9'	7.3'

NOTES:

GENERAL NOTES
1) STRATIFICATION LINES REPRESENT APPROXIMATE BOUNDARY BETWEEN SOIL TYPES, TRANSITIONS MAY BE GRADUAL.
2) WATER LEVEL READINGS HAVE BEEN MADE AT TIMES AND UNDER CONDITIONS STATED, FLUCTUATIONS OF GROUNDWATER
3) Abbreviations
and = 35 to 50 %
some = 20 to 35%
little = 10 to 20%
trace = 1 to 10%
c = coarse
m = medium
f = fine
vf = very fine
BGS = Below the Ground Surface
NA = Not Applicable

BORING: SB-77

LABELLA Associates, P.C.

300 STATE STREET, ROCHESTER, NY
ENVIRONMENTAL ENGINEERING CONSULTANTS

PROJECT
690 Saint Paul Street
Rochester, New York
BCP Site #C828159

BORING: SB-78
SHEET 1 OF
JOB: 209280
CHKD BY: ED

CONTRACTOR: Nothnagle Drilling, Inc. BORING LOCATION: TIME: 830 TO 900
DRILLER: J. Swytzer GROUND SURFACE ELEVATION: DATUM:
LABELLA REPRESENTATIVE: E. Dumrese START DATE: 9/27/2010 END DATE: 9/27/2010

TYPE OF DRILL RIG: Track Mounted Geoprobe Model 6610DT
AUGER SIZE AND TYPE: NA
OVERBURDEN SAMPLING METHOD: Direct Push
DRIVE SAMPLER TYPE: 4-foot Macrocore
INSIDE DIAMETER: ~1.8-Inch
OTHER:

DEPTH	SAMPLE NO AND DEPTH	SAMPLE RECOVERY	STRATA CHANGE	VISUAL CLASSIFICATION	PID FIELD SCREEN (PPM)	LUDLUM FIELD SCREEN (µREM/H)
0	S-1 0' to 4'	3.7'	0.0'	Grass/Topsoil		
				FILL MATERIALS		
			0.3'	Black, cinders, coals, moist, no odor	0.0	39
2			2.0'	Light brown, mc SAND, some Silt, moist, no odor	0.0	14
4	S-2 4' - 8'	2.3'	4.0'	As above, moist, no odor	0.0	43
6					21.6	54
			7.2'	Grey, SILT, little Gravel and mf Sand, wet, slight odor		
8				*Refusal @ ~ 8.0' BGS*		
10						
12						
14						
16						
18						

WATER LEVEL DATA			BOTTOM OF CASING	BOTTOM OF BORING	GROUNDWATER ENCOUNTERED
DATE	TIME	ELAPSED TIME			
				8.0'	7.2'

NOTES:

GENERAL NOTES
1) STRATIFICATION LINES REPRESENT APPROXIMATE BOUNDARY BETWEEN SOIL TYPES, TRANSITIONS MAY BE GRADUAL.
2) WATER LEVEL READINGS HAVE BEEN MADE AT TIMES AND UNDER CONDITIONS STATED, FLUCTUATIONS OF GROUNDWATER
3) Abbreviations
and = 35 to 50 %
some = 20 to 35%
little = 10 to 20%
trace = 1 to 10%
c = coarse
m = medium
f = fine
vf = very fine
BGS = Below the Ground Surface
NA = Not Applicable

BORING: SB-78

LABELLA Associates, P.C.

300 STATE STREET, ROCHESTER, NY
ENVIRONMENTAL ENGINEERING CONSULTANTS

PROJECT
690 Saint Paul Street
Rochester, New York
BCP Site #C828159

BORING: **SB-79**
SHEET 1 OF
JOB: **209280**
CHKD BY: ED

CONTRACTOR: Nothnagle Drilling, Inc. BORING LOCATION: TIME: 1245 TO 1315
DRILLER: J. Swytzer GROUND SURFACE ELEVATION: DATUM:
LABELLA REPRESENTATIVE: E. Dumrese START DATE: 3/25/2010 END DATE: 3/25/10

TYPE OF DRILL RIG: Track Mounted Geoprobe Model 6610DT
AUGER SIZE AND TYPE: NA
OVERBURDEN SAMPLING METHOD: Direct Push
DRIVE SAMPLER TYPE: 4-foot Macrocore
INSIDE DIAMETER: ~1.8-Inch
OTHER:

DEPTH	SAMPLE NO AND DEPTH	SAMPLE RECOVERY	STRATA CHANGE	VISUAL CLASSIFICATION	PID FIELD SCREEN (PPM)	LUDLUM FIELD SCREEN (µREM/H)
0	S-1 0' to 4'	2.0'	0.0'	Topsoi/Grass		
			0.5'	Brown, mc SAND, little Silt and Gravel, moist, no odor	0.0	20
2					0.2	
			3.4'	Gray, SILT, little mf Sand and Gravel, moist, no odor		
				Refusal @ ~3.5' BGS		
4						
6						
8						
10						
12						
14						
16						
18						

WATER LEVEL DATA			BOTTOM OF	BOTTOM OF	GROUNDWATER
DATE	TIME	ELAPSED TIME	CASING	BORING	ENCOUNTERED
				3.5'	No

NOTES:

GENERAL NOTES
1) STRATIFICATION LINES REPRESENT APPROXIMATE BOUNDARY BETWEEN SOIL TYPES, TRANSITIONS MAY BE GRADUAL.
2) WATER LEVEL READINGS HAVE BEEN MADE AT TIMES AND UNDER CONDITIONS STATED, FLUCTUATIONS OF GROUNDWATER
3) Abbreviations
and = 35 to 50 %
some = 20 to 35%
little = 10 to 20%
trace = 1 to 10%
c = coarse
m = medium
f = fine
vf = very fine
BGS = Below the Ground Surface
NA = Not Applicable

BORING: **SB-79**

LABELLA Associates, P.C.

300 STATE STREET, ROCHESTER, NY
ENVIRONMENTAL ENGINEERING CONSULTANTS

PROJECT
690 Saint Paul Street
Rochester, New York
BCP Site #C828159

BORING: **SB-80**
SHEET OF
JOB: **209280**
CHKD BY: ED

CONTRACTOR: Nothnagle Drilling, Inc. BORING LOCATION: TIME: 1145 TO 1215
DRILLER: J. Swytzer GROUND SURFACE ELEVATION: DATUM:
LABELLA REPRESENTATIVE: E. Dumrese START DATE: 3/25/2010 END DATE: 3/25/10

TYPE OF DRILL RIG: Track Mounted Geoprobe Model 6610DT DRIVE SAMPLER TYPE: 4-foot Macrocore
AUGER SIZE AND TYPE: NA INSIDE DIAMETER: ~1.8-Inch
OVERBURDEN SAMPLING METHOD: Direct Push OTHER:

DEPTH	SAMPLE NO. AND DEPTH	SAMPLE RECOVERY	STRATA CHANGE	VISUAL CLASSIFICATION	PID FIELD SCREEN (PPM)	LUDLUM FIELD SCREEN (µREM/H)
0	S-1 0' to 4'	1.6'	0.0'	Concrete		
			0.5'	Gray to light brown, mc SAND, Silt, moist, no odor	0.2	12
2					8.3	
				Refusal @ ~2.5' BGS		
4						
6						
8						
10						
12						
14						
16						
18						

WATER LEVEL DATA			BOTTOM OF CASING	BOTTOM OF BORING	GROUNDWATER ENCOUNTERED
DATE	TIME	ELAPSED TIME			
				2.5'	No

NOTES:

GENERAL NOTES
1) STRATIFICATION LINES REPRESENT APPROXIMATE BOUNDARY BETWEEN SOIL TYPES, TRANSITIONS MAY BE GRADUAL.
2) WATER LEVEL READINGS HAVE BEEN MADE AT TIMES AND UNDER CONDITIONS STATED, FLUCTUATIONS OF GROUNDWATER
3) Abbreviations
and = 35 to 50 % c = coarse
some = 20 to 35% m = medium BGS = Below the Ground Surface
little = 10 to 20% f = fine NA = Not Applicable
trace = 1 to 10% vf = very fine

BORING: **SB-80**

LABELLA Associates, P.C.

300 STATE STREET, ROCHESTER, NY
ENVIRONMENTAL ENGINEERING CONSULTANTS

PROJECT
690 Saint Paul Street
Rochester, New York
BCP Site #C828159

BORING: SB-81
SHEET OF
JOB: 209280
CHKD BY: ED

CONTRACTOR: Nothnagle Drilling, Inc. BORING LOCATION: TIME: 1145 TO 1215
DRILLER: J. Swytzer GROUND SURFACE ELEVATION: DATUM:
LABELLA REPRESENTATIVE: E. Dumrese START DATE: 9/27/2010 END DATE: 9/27/2010

TYPE OF DRILL RIG: Track Mounted Geoprobe Model 6610DT
AUGER SIZE AND TYPE: NA
OVERBURDEN SAMPLING METHOD: Direct Push
DRIVE SAMPLER TYPE: 4-foot Macrocore
INSIDE DIAMETER: ~1.8-Inch
OTHER:

DEPTH	SAMPLE NO AND DEPTH	SAMPLE RECOVERY	STRATA CHANGE	VISUAL CLASSIFICATION	PID FIELD SCREEN (PPM)	LUDLUM FIELD SCREEN (µREM/H)
0	S-1 0' to 4'	2.1'	0.0'	Grass/Topsoil		
			0.2'	Brown, mf SAND (Backfill), moist, no odor	0.0	13
2					0.0	29
4	S-2 4' - 8'	2.3'	4.0'	As above, moist, no odor	0.0	18
6			6.3'	As above, wet, no odor	0.0	47
				Refusal @ ~7.4' BGS		
8						
10						
12						
14						
16						
18						

WATER LEVEL DATA			BOTTOM OF	BOTTOM OF	GROUNDWATER
DATE	TIME	ELAPSED TIME	CASING	BORING	ENCOUNTERED
				7.4'	6.3'

NOTES:

GENERAL NOTES

1) STRATIFICATION LINES REPRESENT APPROXIMATE BOUNDARY BETWEEN SOIL TYPES, TRANSITIONS MAY BE GRADUAL.

2) WATER LEVEL READINGS HAVE BEEN MADE AT TIMES AND UNDER CONDITIONS STATED, FLUCTUATIONS OF GROUNDWATER

3) Abbreviations

and = 35 to 50 %	c = coarse	
some = 20 to 35%	m = medium	BGS = Below the Ground Surface
little = 10 to 20%	f = fine	NA = Not Applicable
trace = 1 to 10%	vf = very fine	

BORING: SB-81

LABELLA Associates, P.C.

300 STATE STREET, ROCHESTER, NY
ENVIRONMENTAL ENGINEERING CONSULTANTS

PROJECT
690 Saint Paul Street
Rochester, New York
BCP Site #C828159

BORING: SB-82
SHEET OF
JOB: 209280
CHKD BY: ED

CONTRACTOR: Nothnagle Drilling, Inc. BORING LOCATION: TIME: 1000 TO 1030
DRILLER: J. Swytzer GROUND SURFACE ELEVATION: DATUM:
LABELLA REPRESENTATIVE: E. Dumrese START DATE: 9/27/2010 END DATE: 9/27/2010

TYPE OF DRILL RIG: Track Mounted Geoprobe Model 6610DT
AUGER SIZE AND TYPE: NA
OVERBURDEN SAMPLING METHOD: Direct Push
DRIVE SAMPLER TYPE: 4-foot Macrocore
INSIDE DIAMETER: ~1.8-Inch
OTHER:

DEPTH	SAMPLE NO AND DEPTH	SAMPLE RECOVERY	STRATA CHANGE	VISUAL CLASSIFICATION	PID FIELD SCREEN (PPM)	LUDLUM FIELD SCREEN (µREM/H)
0	S-1 0' to 4'	3.3'	0.0'	Grass/Topsoil		
			0.2'	Brown, mf SAND, moist, no odor	0.0	39
2					0.0	55
4	S-2 4' - 8'	2.0'	4.0'	As above, moist, no odor	0.0	25
6			6.1'	As above, saturated, no odor	0.0	51
				Refusal @ ~7.4' BGS		
8						
10						
12						
14						
16						
18						

WATER LEVEL DATA			BOTTOM OF	BOTTOM OF	GROUNDWATER
DATE	TIME	ELAPSED TIME	CASING	BORING	ENCOUNTERED
				7.4'	6.1'

NOTES:

GENERAL NOTES
1) STRATIFICATION LINES REPRESENT APPROXIMATE BOUNDARY BETWEEN SOIL TYPES, TRANSITIONS MAY BE GRADUAL.
2) WATER LEVEL READINGS HAVE BEEN MADE AT TIMES AND UNDER CONDITIONS STATED, FLUCTUATIONS OF GROUNDWATER
3) Abbreviations
and = 35 to 50 %
some = 20 to 35%
little = 10 to 20%
trace = 1 to 10%
c = coarse
m = medium
f = fine
vf = very fine
BGS = Below the Ground Surface
NA = Not Applicable

BORING: SB-82

LABELLA Associates, P.C.

300 STATE STREET, ROCHESTER, NY
ENVIRONMENTAL ENGINEERING CONSULTANTS

PROJECT
690 Saint Paul Street
Rochester, New York
BCP Site #C828159

BORING: **SB-83**
SHEET 1 OF
JOB: **209280**
CHKD BY: ED

CONTRACTOR: Nothnagle Drilling, Inc. BORING LOCATION: TIME: TO
DRILLER: J. Swytzer GROUND SURFACE ELEVATION: DATUM:
LABELLA REPRESENTATIVE: E. Dumrese START DATE: 6/25/2010 END DATE: 6/25/10

TYPE OF DRILL RIG: Track Mounted Geoprobe Model 6610DT
AUGER SIZE AND TYPE: NA
OVERBURDEN SAMPLING METHOD: Direct Push
DRIVE SAMPLER TYPE: 4-foot Macrocore
INSIDE DIAMETER: ~1.8-Inch
OTHER:

DEPTH	SAMPLE NO AND DEPTH	SAMPLE RECOVERY	STRATA CHANGE	VISUAL CLASSIFICATION	PID FIELD SCREEN (PPM)	LUDLUM FIELD SCREEN (µREM/H)
0	S-1 0' to 4'	3.0'	0.0'	Topsoi/Grass		12.0
			0.3'	Brown, SILT, some mf Sand and Gravel, moist, no odor	0.0	
2					0.0	11
4	S-2 4' - 8'	2.6'	4.0'	As above, moist, no odor	0.0	9
6					0.0	7
8	S-3 8' - 12'	0.9'	8.0'	As above, wet, no odor	0.0	6
10				*Refusal @ 9.8' BGS*		
12						
14						
16						
18						

WATER LEVEL DATA			BOTTOM OF	BOTTOM OF	GROUNDWATER
DATE	TIME	ELAPSED TIME	CASING	BORING	ENCOUNTERED
				9.8'	8.0'

NOTES:

GENERAL NOTES
1) STRATIFICATION LINES REPRESENT APPROXIMATE BOUNDARY BETWEEN SOIL TYPES, TRANSITIONS MAY BE GRADUAL.
2) WATER LEVEL READINGS HAVE BEEN MADE AT TIMES AND UNDER CONDITIONS STATED, FLUCTUATIONS OF GROUNDWATER
3) Abbreviations
and = 35 to 50 %
some = 20 to 35%
little = 10 to 20%
trace = 1 to 10%
c = coarse
m = medium
f = fine
vf = very fine
BGS = Below the Ground Surface
NA = Not Applicable

BORING: **SB-83**

LABELLA Associates, P.C.

300 STATE STREET, ROCHESTER, NY
ENVIRONMENTAL ENGINEERING CONSULTANTS

PROJECT
690 Saint Paul Street
Rochester, New York
BCP Site #C828159

BORING: SB-84
SHEET 1 OF
JOB: 209280
CHKD BY: ED

CONTRACTOR: Nothnagle Drilling, Inc. BORING LOCATION: TIME: TO
DRILLER: J. Swytzer GROUND SURFACE ELEVATION: DATUM:
LABELLA REPRESENTATIVE: E. Dumrese START DATE: 6/25/2010 END DATE: 6/25/10

TYPE OF DRILL RIG: Track Mounted Geoprobe Model 6610DT
AUGER SIZE AND TYPE: NA
OVERBURDEN SAMPLING METHOD: Direct Push
DRIVE SAMPLER TYPE: 4-foot Macrocore
INSIDE DIAMETER: ~1.8-Inch
OTHER:

DEPTH	SAMPLE NO. AND DEPTH	SAMPLE RECOVERY	STRATA CHANGE	VISUAL CLASSIFICATION	PID FIELD SCREEN (PPM)	LUDLUM FIELD SCREEN (µREM/H)
0	S-1 0' to 4'	2.4'	0.0'	Topsoi/Grass		15
			0.4'	Brown, SILT and mf SAND, some crushed Gravel and cinders/coals, moist no odor	0.0	
2					0.0	13
4	S-2 4' - 8'	3.1'	4.0'	As above, moist, no odor	0.0	8
6					0.0	6
8	S-3 8' - 12'	1.1'	8.0'	As above, moist, no odor	0.0	8
			9.0'	Black, SILT and mf SAND, some Gravel, slight odor, wet		
10				*Refusal @ 10.6' BGS*		
12						
14						
16						
18						

WATER LEVEL DATA			BOTTOM OF CASING	BOTTOM OF BORING	GROUNDWATER ENCOUNTERED
DATE	TIME	ELAPSED TIME			
				10.6'	9.0'

NOTES:

GENERAL NOTES
1) STRATIFICATION LINES REPRESENT APPROXIMATE BOUNDARY BETWEEN SOIL TYPES, TRANSITIONS MAY BE GRADUAL.
2) WATER LEVEL READINGS HAVE BEEN MADE AT TIMES AND UNDER CONDITIONS STATED, FLUCTUATIONS OF GROUNDWATER
3) Abbreviations
and = 35 to 50 %
some = 20 to 35%
little = 10 to 20%
trace = 1 to 10%
c = coarse
m = medium
f = fine
vf = very fine
BGS = Below the Ground Surface
NA = Not Applicable

BORING: SB-84

LABELLA Associates, P.C.

300 STATE STREET, ROCHESTER, NY
ENVIRONMENTAL ENGINEERING CONSULTANTS

PROJECT
690 Saint Paul Street
Rochester, New York
BCP Site #C828159

BORING: SB-85
SHEET 1 OF
JOB: 209280
CHKD BY: ED

CONTRACTOR: Nothnagle Drilling, Inc. BORING LOCATION: TIME: 900 TO 920
DRILLER: J. Swytzer GROUND SURFACE ELEVATION: DATUM:
LABELLA REPRESENTATIVE: E. Dumrese START DATE: 6/25/2010 END DATE: 6/25/10

TYPE OF DRILL RIG: Track Mounted Geoprobe Model 6610DT
AUGER SIZE AND TYPE: NA
OVERBURDEN SAMPLING METHOD: Direct Push
DRIVE SAMPLER TYPE: 4-foot Macrocore
INSIDE DIAMETER: ~1.8-Inch
OTHER:

DEPTH	SAMPLE NO AND DEPTH	SAMPLE RECOVERY	STRATA CHANGE	VISUAL CLASSIFICATION	PID FIELD SCREEN (PPM)	LUDLUM FIELD SCREEN (µREM/H)
0	S-1 0' to 4'	1.9'	0.0'	Topsoi/Grass		13
			0.4'	Brown, SILT and mf SAND, some crushed Gravel and cinders/coals, moist no odor	0.0	
2					0.0	15
4	S-2 4' - 8'	0.8'	4.0'	As above, slight odor, moist	312	9
				Refusal @ 5.2' BGS		
6						
8						
10						
12						
14						
16						
18						

LEVEL DATA			BOTTOM OF	BOTTOM OF	GROUNDWATER
DATE	TIME	ELAPSED TIME	CASING	BORING	ENCOUNTERED
				5.2'	No

NOTES:

GENERAL NOTES
1) STRATIFICATION LINES REPRESENT APPROXIMATE BOUNDARY BETWEEN SOIL TYPES, TRANSITIONS MAY BE GRADUAL.
2) WATER LEVEL READINGS HAVE BEEN MADE AT TIMES AND UNDER CONDITIONS STATED, FLUCTUATIONS OF GROUNDWATER
3) Abbreviations
and = 35 to 50 %
some = 20 to 35%
little = 10 to 20%
trace = 1 to 10%
c = coarse
m = medium
f = fine
vf = very fine
BGS = Below the Ground Surface
NA = Not Applicable

BORING: SB-85

LABELLA Associates, P.C.

300 STATE STREET, ROCHESTER, NY
ENVIRONMENTAL ENGINEERING CONSULTANTS

PROJECT
690 Saint Paul Street
Rochester, New York
BCP Site #C828159

BORING: SB-86
SHEET 1 OF
JOB: 209280
CHKD BY: ED

CONTRACTOR: Nothnagle Drilling, Inc. BORING LOCATION: TIME: 830 TO 900
DRILLER: J. Swytzer GROUND SURFACE ELEVATION: DATUM:
LABELLA REPRESENTATIVE: E. Dumrese START DATE: 6/25/2010 END DATE: 6/25/10

TYPE OF DRILL RIG: Track Mounted Geoprobe Model 6610DT
AUGER SIZE AND TYPE: NA
OVERBURDEN SAMPLING METHOD: Direct Push
DRIVE SAMPLER TYPE: 4-foot Macrocore
INSIDE DIAMETER: ~1.8-Inch
OTHER:

DEPTH	SAMPLE NO AND DEPTH	SAMPLE RECOVERY	STRATA CHANGE	VISUAL CLASSIFICATION	PID FIELD SCREEN (PPM)	LUDLUM FIELD SCREEN (µREM/H)
0	S-1 0' to 4'	2.8'	0.0'	Topsoi/Grass		8
			0.3'	Brown to grey, SILT, little mf Sand and Gravel, moist, no odor	0.0	
2					0.0	7
4	S-2 4' - 8'	1.6'	4.0'	As above, wet, no odor	0.0	5
6					0.0	5
				Refusal @ 7.0' BGS		
8						
10						
12						
14						
16						
18						

LEVEL DATA			BOTTOM OF	BOTTOM OF	GROUNDWATER
DATE	TIME	ELAPSED TIME	CASING	BORING	ENCOUNTERED
				7.0'	No

NOTES:

GENERAL NOTES
1) STRATIFICATION LINES REPRESENT APPROXIMATE BOUNDARY BETWEEN SOIL TYPES, TRANSITIONS MAY BE GRADUAL.
2) WATER LEVEL READINGS HAVE BEEN MADE AT TIMES AND UNDER CONDITIONS STATED, FLUCTUATIONS OF GROUNDWATER
3) Abbreviations
and = 35 to 50 %
some = 20 to 35%
little = 10 to 20%
trace = 1 to 10%
c = coarse
m = medium
f = fine
vf = very fine
BGS = Below the Ground Surface
NA = Not Applicable

BORING: SB-86

LABELLA Associates, P.C.

300 STATE STREET, ROCHESTER, NY
ENVIRONMENTAL ENGINEERING CONSULTANTS

PROJECT
690 Saint Paul Street
Rochester, New York
BCP Site #C828159

BORING: SB-87
SHEET 1 OF
JOB: 209280
CHKD BY: ED

CONTRACTOR: Nothnagle Drilling, Inc. BORING LOCATION: TIME: TO
DRILLER: J. Swytzer GROUND SURFACE ELEVATION: DATUM:
LABELLA REPRESENTATIVE: E. Dumrese START DATE: 6/25/2010 END DATE: 6/25/10

TYPE OF DRILL RIG: Track Mounted Geoprobe Model 6610DT
AUGER SIZE AND TYPE: NA
OVERBURDEN SAMPLING METHOD: Direct Push
DRIVE SAMPLER TYPE: 4-foot Macrocore
INSIDE DIAMETER: ~1.8-Inch
OTHER:

DEPTH	SAMPLE NO. AND DEPTH	SAMPLE RECOVERY	STRATA CHANGE	VISUAL CLASSIFICATION	PID FIELD SCREEN (PPM)	LUDLUM FIELD SCREEN (µREM/H)
0	S-1 0' to 4'	2.8'	0.0'	Topsoi/Grass		10
			0.4'	Grey to brown, SILT, some mc Sand and Gravel, moist, no odor	0.0	
2					0.0	9
4	S-2 4' - 8'	0.8'	4.0'	As above, wet, no odor	0.0	8
				Refusal @ 5.2' BGS		
6						
8						
10						
12						
14						
16						
18						

LEVEL DATA			BOTTOM OF	BOTTOM OF	GROUNDWATER	NOTES:
DATE	TIME	ELAPSED TIME	CASING	BORING	ENCOUNTERED	
				5.2'	No	

GENERAL NOTES
1) STRATIFICATION LINES REPRESENT APPROXIMATE BOUNDARY BETWEEN SOIL TYPES, TRANSITIONS MAY BE GRADUAL.
2) WATER LEVEL READINGS HAVE BEEN MADE AT TIMES AND UNDER CONDITIONS STATED, FLUCTUATIONS OF GROUNDWATER
3) Abbreviations
and = 35 to 50 %
some = 20 to 35%
little = 10 to 20%
trace = 1 to 10%
c = coarse
m = medium
f = fine
vf = very fine
BGS = Below the Ground Surface
NA = Not Applicable

BORING: SB-87

LABELLA Associates, P.C.

300 STATE STREET, ROCHESTER, NY
ENVIRONMENTAL ENGINEERING CONSULTANTS

PROJECT
690 Saint Paul Street
Rochester, New York
BCP Site #C828159

BORING: SB-88
SHEET 1 OF
JOB: 209280
CHKD BY: ED

CONTRACTOR: Nothnagle Drilling, Inc. BORING LOCATION: TIME: TO
DRILLER: J. Swytzer GROUND SURFACE ELEVATION: DATUM:
LABELLA REPRESENTATIVE: E. Dumrese START DATE: 6/25/2010 END DATE: 6/25/10

TYPE OF DRILL RIG: Track Mounted Geoprobe Model 6610DT
AUGER SIZE AND TYPE: NA
OVERBURDEN SAMPLING METHOD: Direct Push
DRIVE SAMPLER TYPE: 4-foot Macrocore
INSIDE DIAMETER: ~1.8-Inch
OTHER:

DEPTH	SAMPLE NO. AND DEPTH	SAMPLE RECOVERY	STRATA CHANGE	VISUAL CLASSIFICATION	PID FIELD SCREEN (PPM)	LUDLUM FIELD SCREEN (µREM/H)
0	S-1 0' to 4'	2.9'	0.0'	Topsoi/Grass		10
			0.4'	Brown, SILT, some mf Sand and Gravel, moist, no odor	0.0	
2					0.0	8
4	S-2 4' - 8'	0.5'	4.0'	As above, wet, no odor	0.0	6
				Refusal @ 5.2' BGS		
6						
8						
10						
12						
14						
16						
18						

LEVEL DATA			BOTTOM OF	BOTTOM OF	GROUNDWATER	NOTES:
DATE	TIME	ELAPSED TIME	CASING	BORING	ENCOUNTERED	
				5.2'	No	

GENERAL NOTES
1) STRATIFICATION LINES REPRESENT APPROXIMATE BOUNDARY BETWEEN SOIL TYPES, TRANSITIONS MAY BE GRADUAL.
2) WATER LEVEL READINGS HAVE BEEN MADE AT TIMES AND UNDER CONDITIONS STATED, FLUCTUATIONS OF GROUNDWATER
3) Abbreviations
and = 35 to 50 %
some = 20 to 35%
little = 10 to 20%
trace = 1 to 10%
c = coarse
m = medium
f = fine
vf = very fine
BGS = Below the Ground Surface
NA = Not Applicable

BORING: SB-88

LABELLA Associates, P.C.

300 STATE STREET, ROCHESTER, NY
ENVIRONMENTAL ENGINEERING CONSULTANTS

PROJECT
690 Saint Paul Street
Rochester, New York
BCP Site #C828159

BORING: SB-91
SHEET 1 OF
JOB: 209280
CHKD BY: ED

CONTRACTOR: Nothnagle Drilling, Inc. BORING LOCATION: TIME: 930 TO 1000
DRILLER: J. Swytzer GROUND SURFACE ELEVATION: DATUM:
LABELLA REPRESENTATIVE: E. Dumrese START DATE: 9/22/2010 END DATE: 9/22/2010

TYPE OF DRILL RIG: Track Mounted Geoprobe Model 6610DT DRIVE SAMPLER TYPE: 4-foot Macrocore
AUGER SIZE AND TYPE: NA INSIDE DIAMETER: ~1.8-Inch
OVERBURDEN SAMPLING METHOD: Direct Push OTHER:

DEPTH	SAMPLE NO AND DEPTH	SAMPLE RECOVERY	STRATA CHANGE	VISUAL CLASSIFICATION	PID FIELD SCREEN (PPM)	LUDLUM FIELD SCREEN (µREM/H)
0	S-1 0' to 4'	3.2'	0.0'	Asphalt		35
				FILL MATERIALS		
			0.3'	Black, cinders, coals, crushe brick & concrete, moist, no odor	0.0	
2					0.0	46
4	S-2 4' - 8'	N/A	4.0'	Macro-core stuck in bore annulus - Boring terminated.		
6						
8				*Refusal @ 8.0' BGS*		
10						
12						
14						
16						
18						

LEVEL DATA			BOTTOM OF	BOTTOM OF	GROUNDWATER	NOTES:
DATE	TIME	ELAPSED TIME	CASING	BORING	ENCOUNTERED	
				8.0'	No	

GENERAL NOTES
1) STRATIFICATION LINES REPRESENT APPROXIMATE BOUNDARY BETWEEN SOIL TYPES, TRANSITIONS MAY BE GRADUAL.
2) WATER LEVEL READINGS HAVE BEEN MADE AT TIMES AND UNDER CONDITIONS STATED, FLUCTUATIONS OF GROUNDWATER
3) Abbreviations

and = 35 to 50 %	c = coarse	
some = 20 to 35%	m = medium	BGS = Below the Ground Surface
little = 10 to 20%	f = fine	NA = Not Applicable
trace = 1 to 10%	vf = very fine	

BORING: SB-91

LABELLA Associates, P.C.

300 STATE STREET, ROCHESTER, NY
ENVIRONMENTAL ENGINEERING CONSULTANTS

PROJECT
690 Saint Paul Street
Rochester, New York
BCP Site #C828159

BORING: SB-92
SHEET 1 OF
JOB: 209280
CHKD BY: ED

CONTRACTOR: Nothnagle Drilling, Inc. BORING LOCATION: TIME: 1030 TO 1100
DRILLER: J. Swytzer GROUND SURFACE ELEVATION: DATUM:
LABELLA REPRESENTATIVE: E. Dumrese START DATE: 9/22/2010 END DATE: 9/22/2010

TYPE OF DRILL RIG: Track Mounted Geoprobe Model 6610DT DRIVE SAMPLER TYPE: 4-foot Macrocore
AUGER SIZE AND TYPE: NA INSIDE DIAMETER: ~1.8-Inch
OVERBURDEN SAMPLING METHOD: Direct Push OTHER:

DEPTH	SAMPLE NO. AND DEPTH	SAMPLE RECOVERY	STRATA CHANGE	VISUAL CLASSIFICATION	PID FIELD SCREEN (PPM)	LUDLUM FIELD SCREEN (µREM/H)
0	S-1 0' to 4'	3.3'	0.0'	Asphalt		66
				FILL MATERIALS		
			0.3'	Black, cinders, coals, crushe brick & concrete, moist, no odor	0.0	
2					0.0	34
			2.8'	Brown, SILT, little mf Sand and Clay, moist, no odor		
4	S-2 4' - 8'	4.0'	4.0'	As above, moist, no odor	0.0	52
6					0.0	94
			8.0'	As above, slightly wet @~8.3' BGS		
8				*Refusal @ 8.3' BGS*		
10						
12						
14						
16						
18						

LEVEL DATA			BOTTOM OF	BOTTOM OF	GROUNDWATER	NOTES:
DATE	TIME	ELAPSED TIME	CASING	BORING	ENCOUNTERED	
				8.3'	8.0'	

GENERAL NOTES
1) STRATIFICATION LINES REPRESENT APPROXIMATE BOUNDARY BETWEEN SOIL TYPES, TRANSITIONS MAY BE GRADUAL.
2) WATER LEVEL READINGS HAVE BEEN MADE AT TIMES AND UNDER CONDITIONS STATED, FLUCTUATIONS OF GROUNDWATER
3) Abbreviations
and = 35 to 50 % c = coarse
some = 20 to 35% m = medium BGS = Below the Ground Surface
little = 10 to 20% f = fine NA = Not Applicable
trace = 1 to 10% vf = very fine

BORING: SB-92

LABELLA Associates, P.C.

300 STATE STREET, ROCHESTER, NY
ENVIRONMENTAL ENGINEERING CONSULTANTS

PROJECT
690 Saint Paul Street
Rochester, New York
BCP Site #C828159

BORING: SB-93
SHEET 1 OF
JOB: 209280
CHKD BY: ED

CONTRACTOR: Nothnagle Drilling, Inc. BORING LOCATION: TIME: 1140 TO 1215
DRILLER: J. Swytzer GROUND SURFACE ELEVATION: DATUM:
LABELLA REPRESENTATIVE: E. Dumrese START DATE: 9/22/2010 END DATE: 9/22/2010

TYPE OF DRILL RIG: Track Mounted Geoprobe Model 6610DT DRIVE SAMPLER TYPE: 4-foot Macrocore
AUGER SIZE AND TYPE: NA INSIDE DIAMETER: ~1.8-Inch
OVERBURDEN SAMPLING METHOD: Direct Push OTHER:

DEPTH	SAMPLE NO. AND DEPTH	SAMPLE RECOVERY	STRATA CHANGE	VISUAL CLASSIFICATION	PID FIELD SCREEN (PPM)	LUDLUM FIELD SCREEN (µREM/H)
0	S-1 0' to 4'	2.1'	0.0'	Asphalt		65
			0.4'	Brown, SILT, some Clay, moist, no odor	0.0	
2					0.0	13
4	S-2 4' - 8'	3.2'	4.0'	Brown, SILT and CLAY, wet @ ~4.5' BGS, no odor	0.0	33
6					1.4	95
			7.7'	As above, slight petroleum odor		
8		3.1'	8.0'	As above, slight petroleum odor, saturated	5.6	66
10					1.3	92
				Refusal @ 10.5' BGS		
12						
14						
16						
18						

LEVEL DATA			BOTTOM OF	BOTTOM OF	GROUNDWATER	NOTES:
DATE	TIME	ELAPSED TIME	CASING	BORING	ENCOUNTERED	
				10.5'	4.5'	

GENERAL NOTES
1) STRATIFICATION LINES REPRESENT APPROXIMATE BOUNDARY BETWEEN SOIL TYPES, TRANSITIONS MAY BE GRADUAL.
2) WATER LEVEL READINGS HAVE BEEN MADE AT TIMES AND UNDER CONDITIONS STATED, FLUCTUATIONS OF GROUNDWATER
3) Abbreviations
and = 35 to 50 % c = coarse
some = 20 to 35% m = medium BGS = Below the Ground Surface
little = 10 to 20% f = fine NA = Not Applicable
trace = 1 to 10% vf = very fine

BORING: SB-93

LABELLA Associates, P.C.

300 STATE STREET, ROCHESTER, NY
ENVIRONMENTAL ENGINEERING CONSULTANTS

PROJECT
690 Saint Paul Street
Rochester, New York
BCP Site #C828159

BORING: SB-94
SHEET 1 OF
JOB: 209280
CHKD BY: ED

CONTRACTOR: Nothnagle Drilling, Inc. BORING LOCATION: TIME: 745 TO 815
DRILLER: J. Swytzer GROUND SURFACE ELEVATION: DATUM:
LABELLA REPRESENTATIVE: E. Dumrese START DATE: 9/23/2010 END DATE: 9/23/2010

TYPE OF DRILL RIG: Track Mounted Geoprobe Model 6610DT DRIVE SAMPLER TYPE: 4-foot Macrocore
AUGER SIZE AND TYPE: NA INSIDE DIAMETER: ~1.8-Inch
OVERBURDEN SAMPLING METHOD: Direct Push OTHER:

DEPTH	SAMPLE NO. AND DEPTH	SAMPLE RECOVERY	STRATA CHANGE	VISUAL CLASSIFICATION	PID FIELD SCREEN (PPM)	LUDLUM FIELD SCREEN (µREM/H)
0	S-1 0' to 4'	3.1'	0.0'	Grass/Topsoil	0.0	26
			1.3'	Brown, mf SAND, little Silt, moist, no odor		
2			2.8'	Light brown, SILT, little f Sand, moist, no odor	0.0	8
4	S-2 4' - 8'	3.8'	4.0'	As above, moist, no odor	0.0	39
			5.4'	Light brown, SILT, some Clay, little mf Sand, moist, no odor		
6					0.0	12
			7.2'	**NATIVE SOIL (GLACIAL TILL)** Light brown, SILT, some Gravel and mf Sand, moist, no odor		
8		2.5'	8.0'	As above, moist, no odor	0.0	11
10			10.5'	As above, wet @~10.5' BGS	0.0	39
			11.4'	Weathered bedrock, no odor		
				Refusal @ 11.6' BGS		
12						
14						
16						
18						

LEVEL DATA			BOTTOM OF	BOTTOM OF	GROUNDWATER	NOTES:
DATE	TIME	ELAPSED TIME	CASING	BORING	ENCOUNTERED	
				11.6'	10.5'	

GENERAL NOTES
1) STRATIFICATION LINES REPRESENT APPROXIMATE BOUNDARY BETWEEN SOIL TYPES, TRANSITIONS MAY BE GRADUAL.
2) WATER LEVEL READINGS HAVE BEEN MADE AT TIMES AND UNDER CONDITIONS STATED, FLUCTUATIONS OF GROUNDWATER
3) Abbreviations

and = 35 to 50 %	c = coarse	
some = 20 to 35%	m = medium	BGS = Below the Ground Surface
little = 10 to 20%	f = fine	NA = Not Applicable
trace = 1 to 10%	vf = very fine	

BORING: SB-94

LABELLA Associates, P.C.

300 STATE STREET, ROCHESTER, NY
ENVIRONMENTAL ENGINEERING CONSULTANTS

PROJECT
690 Saint Paul Street
Rochester, New York
BCP Site #C828159

BORING: SB-95
SHEET 1 OF
JOB: 209280
CHKD BY: ED

CONTRACTOR: Nothnagle Drilling, Inc. BORING LOCATION: TIME: 845 TO 915
DRILLER: J. Swytzer GROUND SURFACE ELEVATION: DATUM:
LABELLA REPRESENTATIVE: E. Dumrese START DATE: 9/22/2010 END DATE: 9/22/2010

TYPE OF DRILL RIG: Track Mounted Geoprobe Model 6610DT
AUGER SIZE AND TYPE: NA
OVERBURDEN SAMPLING METHOD: Direct Push
DRIVE SAMPLER TYPE: 4-foot Macrocore
INSIDE DIAMETER: ~1.8-Inch
OTHER:

DEPTH	SAMPLE NO. AND DEPTH	SAMPLE RECOVERY	STRATA CHANGE	VISUAL CLASSIFICATION	PID FIELD SCREEN (PPM)	LUDLUM FIELD SCREEN (µREM/H)
0	S-1 0' to 4'	2.2'	0.0'	Concrete		34
			0.1'	Brown, mf SAND, trace Silt, dry, no odor	0.0	
2					0.0	12
			2.8'	Brown, SILT, little mf Sand, moist, no odor		
4	S-2 4' - 8'	3.1'	4.0'	As above, moist, no odor	0.0	10
				NATIVE SOIL (GLACIAL TILL)		
			5.6'	Light brown, SILT, little c Gravel and mf Sand, moist, no odor		
6					0.0	22
				Refusal @ 7.3' BGS		
8						
10						
12						
14						
16						
18						

LEVEL DATA			BOTTOM OF	BOTTOM OF	GROUNDWATER
DATE	TIME	ELAPSED TIME	CASING	BORING	ENCOUNTERED
				7.3'	No

NOTES:

GENERAL NOTES
1) STRATIFICATION LINES REPRESENT APPROXIMATE BOUNDARY BETWEEN SOIL TYPES, TRANSITIONS MAY BE GRADUAL.
2) WATER LEVEL READINGS HAVE BEEN MADE AT TIMES AND UNDER CONDITIONS STATED, FLUCTUATIONS OF GROUNDWATER
3) Abbreviations

and = 35 to 50 %	c = coarse	
some = 20 to 35%	m = medium	BGS = Below the Ground Surface
little = 10 to 20%	f = fine	NA = Not Applicable
trace = 1 to 10%	vf = very fine	

BORING: SB-95

LABELLA Associates, P.C.

300 STATE STREET, ROCHESTER, NY
ENVIRONMENTAL ENGINEERING CONSULTANTS

PROJECT
690 Saint Paul Street
Rochester, New York
BCP Site #C828159

BORING: SB-96
SHEET 1 OF
JOB: 209280
CHKD BY: ED

CONTRACTOR: Nothnagle Drilling, Inc. BORING LOCATION: TIME: 1650 TO 1700
DRILLER: J. Swytzer GROUND SURFACE ELEVATION: DATUM:
LABELLA REPRESENTATIVE: E. Dumrese START DATE: 9/22/2010 END DATE: 9/22/2010

TYPE OF DRILL RIG: Track Mounted Geoprobe Model 6610DT DRIVE SAMPLER TYPE: 4-foot Macrocore
AUGER SIZE AND TYPE: NA INSIDE DIAMETER: ~1.8-Inch
OVERBURDEN SAMPLING METHOD: Direct Push OTHER:

DEPTH	SAMPLE NO. AND DEPTH	SAMPLE RECOVERY	STRATA CHANGE	VISUAL CLASSIFICATION	PID FIELD SCREEN (PPM)	LUDLUM FIELD SCREEN (µREM/H)
0	S-1 0' to 4'	0.4'	0.0' 0.4'	Grass/Topsoil Brown, SILT, little mf Sand and clay, moist, no odor	0.0	33
2					0.0	59
4	S-2 4' - 8'	0.6'	4.0'	As above, moist, no odor	0.0	15
				Refusal @ 4.5' BGS		
6						
8						
10						
12						
14						
16						
18						

LEVEL DATA			BOTTOM OF	BOTTOM OF	GROUNDWATER	NOTES:
DATE	TIME	ELAPSED TIME	CASING	BORING	ENCOUNTERED	
				4.5'	No	

GENERAL NOTES
1) STRATIFICATION LINES REPRESENT APPROXIMATE BOUNDARY BETWEEN SOIL TYPES, TRANSITIONS MAY BE GRADUAL.
2) WATER LEVEL READINGS HAVE BEEN MADE AT TIMES AND UNDER CONDITIONS STATED, FLUCTUATIONS OF GROUNDWATER
3) Abbreviations and = 35 to 50 % c = coarse
some = 20 to 35% m = medium BGS = Below the Ground Surface
little = 10 to 20% f = fine NA = Not Applicable
trace = 1 to 10% vf = very fine

BORING: SB-96

LABELLA Associates, P.C.

300 STATE STREET, ROCHESTER, NY
ENVIRONMENTAL ENGINEERING CONSULTANTS

PROJECT
690 Saint Paul Street
Rochester, New York
BCP Site #C828159

BORING: SB-97
SHEET 1 OF
JOB: 209280
CHKD BY: ED

CONTRACTOR: Nothnagle Drilling, Inc. BORING LOCATION: TIME: 1700 TO 1730
DRILLER: J. Swytzer GROUND SURFACE ELEVATION: DATUM:
LABELLA REPRESENTATIVE: E. Dumrese START DATE: 9/22/2010 END DATE: 9/22/2010

TYPE OF DRILL RIG: Track Mounted Geoprobe Model 6610DT DRIVE SAMPLER TYPE: 4-foot Macrocore
AUGER SIZE AND TYPE: NA INSIDE DIAMETER: ~1.8-Inch
OVERBURDEN SAMPLING METHOD: Direct Push OTHER:

DEPTH	SAMPLE NO. AND DEPTH	SAMPLE RECOVERY	STRATA CHANGE	VISUAL CLASSIFICATION	PID FIELD SCREEN (PPM)	LUDLUM FIELD SCREEN (µREM/H)
0	S-1 0' to 4'	2.0'	0.0'	Grass/Topsoil		35
			0.2'	Brown, SILT, some mf Sand, moist, no odor	3.0	
			1.5'	Pea gravel, wet @ 1.5' BGS		
2					3.0	62
			3.0'	Brown to black, SILT and fill materials, wet, no odor		
4	S-2 4' - 8'	0.1'	4.0'	As above, moist, no odor	0.0	15
				Refusal @ 4.1' BGS		
6						
8						
10						
12						
14						
16						
18						

LEVEL DATA			BOTTOM OF	BOTTOM OF	GROUNDWATER	NOTES:
DATE	TIME	ELAPSED TIME	CASING	BORING	ENCOUNTERED	
				4.1'	No	

GENERAL NOTES
1) STRATIFICATION LINES REPRESENT APPROXIMATE BOUNDARY BETWEEN SOIL TYPES, TRANSITIONS MAY BE GRADUAL.
2) WATER LEVEL READINGS HAVE BEEN MADE AT TIMES AND UNDER CONDITIONS STATED, FLUCTUATIONS OF GROUNDWATER
3) Abbreviations

and = 35 to 50 %	c = coarse	
some = 20 to 35%	m = medium	BGS = Below the Ground Surface
little = 10 to 20%	f = fine	NA = Not Applicable
trace = 1 to 10%	vf = very fine	

BORING: SB-97

LABELLA Associates, P.C.

300 STATE STREET, ROCHESTER, NY
ENVIRONMENTAL ENGINEERING CONSULTANTS

PROJECT
690 Saint Paul Street
Rochester, New York
BCP Site #C828159

BORING: SB-98
SHEET 1 OF
JOB: 209280
CHKD BY: ED

CONTRACTOR: Nothnagle Drilling, Inc. BORING LOCATION: TIME: 1455 TO 1515
DRILLER: J. Swytzer GROUND SURFACE ELEVATION: DATUM:
LABELLA REPRESENTATIVE: E. Dumrese START DATE: 9/22/2010 END DATE: 9/22/2010

TYPE OF DRILL RIG: Track Mounted Geoprobe Model 6610DT DRIVE SAMPLER TYPE: 4-foot Macrocore
AUGER SIZE AND TYPE: NA INSIDE DIAMETER: ~1.8-Inch
OVERBURDEN SAMPLING METHOD: Direct Push OTHER:

DEPTH	SAMPLE NO. AND DEPTH	SAMPLE RECOVERY	STRATA CHANGE	VISUAL CLASSIFICATION	PID FIELD SCREEN (PPM)	LUDLUM FIELD SCREEN (µREM/H)
0	S-1 0' to 4'	1.5'	0.0'	Asphalt		125
			0.4'	Brown, mf SAND, little Silt, moist, no odor	3.0	
2					3.0	63
			3.7'	As above, wet @~3.7' BGS, no odor		
4	S-2 4' - 8'	3.4'	4.0'	As above, wet, no odor	0.0	97
6					0.0	32
				Refusal @ 7.7' BGS		
8						
10						
12						
14						
16						
18						

LEVEL DATA			BOTTOM OF	BOTTOM OF	GROUNDWATER	NOTES:
DATE	TIME	ELAPSED TIME	CASING	BORING	ENCOUNTERED	
				7.7'	3.7'	

GENERAL NOTES
1) STRATIFICATION LINES REPRESENT APPROXIMATE BOUNDARY BETWEEN SOIL TYPES, TRANSITIONS MAY BE GRADUAL.
2) WATER LEVEL READINGS HAVE BEEN MADE AT TIMES AND UNDER CONDITIONS STATED, FLUCTUATIONS OF GROUNDWATER
3) Abbreviations and = 35 to 50 % c = coarse
some = 20 to 35% m = medium BGS = Below the Ground Surface
little = 10 to 20% f = fine NA = Not Applicable
trace = 1 to 10% vf = very fine

BORING: SB-98

LABELLA Associates, P.C.

300 STATE STREET, ROCHESTER, NY
ENVIRONMENTAL ENGINEERING CONSULTANTS

PROJECT
690 Saint Paul Street
Rochester, New York
BCP Site #C828159

BORING: SB-99
SHEET 1 OF
JOB: 209280
CHKD BY: ED

CONTRACTOR: Nothnagle Drilling, Inc. BORING LOCATION: TIME: TO
DRILLER: J. Swytzer GROUND SURFACE ELEVATION: DATUM:
LABELLA REPRESENTATIVE: E. Dumrese START DATE: 9/22/2010 END DATE: 9/22/2010

TYPE OF DRILL RIG: Track Mounted Geoprobe Model 6610DT
AUGER SIZE AND TYPE: NA
OVERBURDEN SAMPLING METHOD: Direct Push
DRIVE SAMPLER TYPE: 4-foot Macrocore
INSIDE DIAMETER: ~1.8-Inch
OTHER:

DEPTH	SAMPLE NO. AND DEPTH	SAMPLE RECOVERY	STRATA CHANGE	VISUAL CLASSIFICATION	PID FIELD SCREEN (PPM)	LUDLUM FIELD SCREEN (µREM/H)
0				Shallow refusal - no recovery		
2						
4						
6						
8						
10						
12						
14						
16						
18						

LEVEL DATA			BOTTOM OF	BOTTOM OF	GROUNDWATER	NOTES:
DATE	TIME	ELAPSED TIME	CASING	BORING	ENCOUNTERED	
				0	No	

GENERAL NOTES

1) STRATIFICATION LINES REPRESENT APPROXIMATE BOUNDARY BETWEEN SOIL TYPES, TRANSITIONS MAY BE GRADUAL.

2) WATER LEVEL READINGS HAVE BEEN MADE AT TIMES AND UNDER CONDITIONS STATED, FLUCTUATIONS OF GROUNDWATER

3) Abbreviations

and = 35 to 50 %	c = coarse	
some = 20 to 35%	m = medium	BGS = Below the Ground Surface
little = 10 to 20%	f = fine	NA = Not Applicable
trace = 1 to 10%	vf = very fine	

BORING: SB-99

LABELLA Associates, P.C.

300 STATE STREET, ROCHESTER, NY
ENVIRONMENTAL ENGINEERING CONSULTANTS

PROJECT
690 Saint Paul Street
Rochester, New York
BCP Site #C828159

BORING: SB-100
SHEET 1 OF
JOB: 209280
CHKD BY: ED

CONTRACTOR: Nothnagle Drilling, Inc. BORING LOCATION: TIME: TO
DRILLER: J. Swytzer GROUND SURFACE ELEVATION: DATUM:
LABELLA REPRESENTATIVE: E. Dumrese START DATE: 9/22/2010 END DATE: 9/22/2010

TYPE OF DRILL RIG: Track Mounted Geoprobe Model 6610DT
AUGER SIZE AND TYPE: NA
OVERBURDEN SAMPLING METHOD: Direct Push
DRIVE SAMPLER TYPE: 4-foot Macrocore
INSIDE DIAMETER: ~1.8-Inch
OTHER:

DEPTH	SAMPLE NO. AND DEPTH	SAMPLE RECOVERY	STRATA CHANGE	VISUAL CLASSIFICATION	PID FIELD SCREEN (PPM)	LUDLUM FIELD SCREEN (µREM/H)
0	S-1 0' to 4'	2.5'	0.0'	Asphalt		32
			0.4'	Brown, mc SAND, moist, no odor	3.0	
2					130.0	44
			3.8'	Brown, mf SAND, some Silt, moist, petroleum odor		
4	S-2 4' - 8'	1.1'	4.0'	As above, wet, petroleum odor	139.0	76
				Refusal @ 5.3' BGS		
6						
8						
10						
12						
14						
16						
18						

LEVEL DATA			BOTTOM OF	BOTTOM OF	GROUNDWATER	NOTES:
DATE	TIME	ELAPSED TIME	CASING	BORING	ENCOUNTERED	
				5.3'	4.0'	

GENERAL NOTES
1) STRATIFICATION LINES REPRESENT APPROXIMATE BOUNDARY BETWEEN SOIL TYPES, TRANSITIONS MAY BE GRADUAL.
2) WATER LEVEL READINGS HAVE BEEN MADE AT TIMES AND UNDER CONDITIONS STATED, FLUCTUATIONS OF GROUNDWATER
3) Abbreviations
and = 35 to 50 %
some = 20 to 35%
little = 10 to 20%
trace = 1 to 10%
c = coarse
m = medium
f = fine
vf = very fine
BGS = Below the Ground Surface
NA = Not Applicable

BORING: SB-100

LABELLA Associates, P.C.

300 STATE STREET, ROCHESTER, NY
ENVIRONMENTAL ENGINEERING CONSULTANTS

PROJECT
690 Saint Paul Street
Rochester, New York
BCP Site #C828159

BORING: SB-101
SHEET 1 OF
JOB: 209280
CHKD BY: ED

CONTRACTOR: Nothnagle Drilling, Inc. BORING LOCATION: TIME: 1320 TO 1350
DRILLER: J. Swytzer GROUND SURFACE ELEVATION: DATUM:
LABELLA REPRESENTATIVE: E. Dumrese START DATE: 9/22/2010 END DATE: 9/22/2010

TYPE OF DRILL RIG: Track Mounted Geoprobe Model 6610DT DRIVE SAMPLER TYPE: 4-foot Macrocore
AUGER SIZE AND TYPE: NA INSIDE DIAMETER: ~1.8-Inch
OVERBURDEN SAMPLING METHOD: Direct Push OTHER:

DEPTH	SAMPLE NO. AND DEPTH	SAMPLE RECOVERY	STRATA CHANGE	)AL CLASSIFICATION	PID FIELD SCREEN (PPM)	LUDLUM FIELD SCREEN (µREM/H)
0	S-1 0' to 4'	2.7'	0.0'	Asphalt		92
			0.3'	Brown, mc SAND, some c Gravel, some fill materials (coals, cinders), moist, no odor	0.9	
2					0.9	112
			2.5'	Brown, mc SAND, little pink sandstone, moist, no odor		
			3.9'	Grey, SILT, moist, no odor		
4	S-2 4' - 8'	0.8'	4.0'	As above, wet, no odor	0.0	74
				Refusal @ 5.8" BGS		
6						
8						
10						
12						
14						
16						
18						

LEVEL DATA			BOTTOM OF	BOTTOM OF	GROUNDWATER	NOTES:
DATE	TIME	ELAPSED TIME	CASING	BORING	ENCOUNTERED	
				5.8'	4.0'	

GENERAL NOTES
1) STRATIFICATION LINES REPRESENT APPROXIMATE BOUNDARY BETWEEN SOIL TYPES, TRANSITIONS MAY BE GRADUAL.
2) WATER LEVEL READINGS HAVE BEEN MADE AT TIMES AND UNDER CONDITIONS STATED, FLUCTUATIONS OF GROUNDWATER
3) Abbreviations

and = 35 to 50 %	c = coarse	
some = 20 to 35%	m = medium	BGS = Below the Ground Surface
little = 10 to 20%	f = fine	NA = Not Applicable
trace = 1 to 10%	vf = very fine	

BORING: SB-101

LABELLA Associates, P.C.

300 STATE STREET, ROCHESTER, NY
ENVIRONMENTAL ENGINEERING CONSULTANTS

PROJECT
690 Saint Paul Street
Rochester, New York
BCP Site #C828159

BORING: SB-102
SHEET 1 OF
JOB: 209280
CHKD BY: ED

CONTRACTOR: Nothnagle Drilling, Inc. BORING LOCATION: TIME: 1100 TO 1130
DRILLER: J. Swytzer GROUND SURFACE ELEVATION: DATUM:
LABELLA REPRESENTATIVE: E. Dumrese START DATE: 9/27/2010 END DATE: 9/27/2010

TYPE OF DRILL RIG: Track Mounted Geoprobe Model 6610DT DRIVE SAMPLER TYPE: 4-foot Macrocore
AUGER SIZE AND TYPE: NA INSIDE DIAMETER: ~1.8-Inch
OVERBURDEN SAMPLING METHOD: Direct Push OTHER:

DEPTH	SAMPLE NO. AND DEPTH	SAMPLE RECOVERY	STRATA CHANGE	UAL CLASSIFICATION	PID FIELD SCREEN (PPM)	LUDLUM FIELD SCREEN (µREM/H)
0	S-1 0' to 4'	1.2'	0.0' 0.5'	Grass/Topsoil Brown, mc SAND and c GRAVEL, moist, no odor	0.0	22
2					0.0	45
				Refusal @ 3.8' BGS		
4						
6						
8						
10						
12						
14						
16						
18						

LEVEL DATA			BOTTOM OF	BOTTOM OF	GROUNDWATER	NOTES:
DATE	TIME	ELAPSED TIME	CASING	BORING	ENCOUNTERED	
				3.8'	No	

GENERAL NOTES

1) STRATIFICATION LINES REPRESENT APPROXIMATE BOUNDARY BETWEEN SOIL TYPES, TRANSITIONS MAY BE GRADUAL.

2) WATER LEVEL READINGS HAVE BEEN MADE AT TIMES AND UNDER CONDITIONS STATED, FLUCTUATIONS OF GROUNDWATER

3) Abbreviations

and = 35 to 50 %	c = coarse	
some = 20 to 35%	m = medium	BGS = Below the Ground Surface
little = 10 to 20%	f = fine	NA = Not Applicable
trace = 1 to 10%	vf = very fine	

BORING: SB-102

LABELLA Associates, P.C.

300 STATE STREET, ROCHESTER, NY
ENVIRONMENTAL ENGINEERING CONSULTANTS

PROJECT
690 Saint Paul Street
Rochester, New York
BCP Site #C828159

BORING: SB-103
SHEET 1 OF
JOB: 209280
CHKD BY: ED

CONTRACTOR: Nothnagle Drilling, Inc. BORING LOCATION: TIME: 1000 TO 1030
DRILLER: J. Swytzer GROUND SURFACE ELEVATION: DATUM:
LABELLA REPRESENTATIVE: E. Dumrese START DATE: 9/27/2010 END DATE: 9/27/2010

TYPE OF DRILL RIG: Track Mounted Geoprobe Model 6610DT DRIVE SAMPLER TYPE: 4-foot Macrocore
AUGER SIZE AND TYPE: NA INSIDE DIAMETER: ~1.8-Inch
OVERBURDEN SAMPLING METHOD: Direct Push OTHER:

DEPTH	SAMPLE NO. AND DEPTH	SAMPLE RECOVERY	STRATA CHANGE	UAL CLASSIFICATION	PID FIELD SCREEN (PPM)	LUDLUM FIELD SCREEN (µREM/H)
0	S-1 0' to 4'	1.1'	0.0'	Grass/Topsoil		91
			0.3'	Brown, mc SAND, some c Gravel, moist, no odor	0.0	
2					0.0	57
			3.4'	As above, wet, no odor		
4	S-2 4' - 8'	1.6'	4.0'	As above, wet, no odor	0.0	48
6			7.1'	Black, mc SAND, wet,odor	51.4	16
				Refusal @ 7.4' BGS		
8						
10						
12						
14						
16						
18						

LEVEL DATA			BOTTOM OF	BOTTOM OF	GROUNDWATER
DATE	TIME	ELAPSED TIME	CASING	BORING	ENCOUNTERED
				7.4'	3.4'

NOTES:

GENERAL NOTES
1) STRATIFICATION LINES REPRESENT APPROXIMATE BOUNDARY BETWEEN SOIL TYPES, TRANSITIONS MAY BE GRADUAL.
2) WATER LEVEL READINGS HAVE BEEN MADE AT TIMES AND UNDER CONDITIONS STATED, FLUCTUATIONS OF GROUNDWATER
3) Abbreviations
and = 35 to 50 % c = coarse
some = 20 to 35% m = medium BGS = Below the Ground Surface
little = 10 to 20% f = fine NA = Not Applicable
trace = 1 to 10% vf = very fine

BORING: SB-103

LABELLA Associates, P.C.

300 STATE STREET, ROCHESTER, NY
ENVIRONMENTAL ENGINEERING CONSULTANTS

PROJECT
690 Saint Paul Street
Rochester, New York
BCP Site #C828159

BORING: SB-104
SHEET 1 OF
JOB: 209280
CHKD BY: ED

CONTRACTOR: Nothnagle Drilling, Inc. BORING LOCATION: TIME: 930 TO 1000
DRILLER: J. Swytzer GROUND SURFACE ELEVATION: DATUM:
LABELLA REPRESENTATIVE: E. Dumrese START DATE: 9/27/2010 END DATE: 9/27/2010

TYPE OF DRILL RIG: Track Mounted Geoprobe Model 6610DT
AUGER SIZE AND TYPE: NA
OVERBURDEN SAMPLING METHOD: Direct Push
DRIVE SAMPLER TYPE: 4-foot Macrocore
INSIDE DIAMETER: ~1.8-Inch
OTHER:

DEPTH	SAMPLE NO. AND DEPTH	SAMPLE RECOVERY	STRATA CHANGE	VISUAL CLASSIFICATION	PID FIELD SCREEN (PPM)	LUDLUM FIELD SCREEN (µREM/H)
0	S-1 0' to 4'	1.1'	0.0'	Grass/Topsoil		24
				FILL MATERIALS		
			0.3'	Black, cinders, coals, slag, moist, no odor	0.0	
			0.6'	Brown, mf SAND, moist, no odor		
2					0.0	95
4	S-2 4' - 8'	1.6'	4.0'	As above, moist, no odor	0.0	33
6			6.4'	Grey to black, mf SAND and SILT, wet, petroleum odor	3.7	45
				Refusal @ 7.3' BGS		
8						
10						
12						
14						
16						
18						

LEVEL DATA			BOTTOM OF	BOTTOM OF	GROUNDWATER	NOTES:
DATE	TIME	ELAPSED TIME	CASING	BORING	ENCOUNTERED	
				7.3'	6.4'	

GENERAL NOTES
1) STRATIFICATION LINES REPRESENT APPROXIMATE BOUNDARY BETWEEN SOIL TYPES, TRANSITIONS MAY BE GRADUAL.
2) WATER LEVEL READINGS HAVE BEEN MADE AT TIMES AND UNDER CONDITIONS STATED, FLUCTUATIONS OF GROUNDWATER
3) Abbreviations

and = 35 to 50 %	c = coarse	
some = 20 to 35%	m = medium	BGS = Below the Ground Surface
little = 10 to 20%	f = fine	NA = Not Applicable
trace = 1 to 10%	vf = very fine	

BORING: SB-104

LABELLA Associates, P.C.

300 STATE STREET, ROCHESTER, NY
ENVIRONMENTAL ENGINEERING CONSULTANTS

PROJECT
690 Saint Paul Street
Rochester, New York
BCP Site #C828159

BORING: SB-105
SHEET 1 OF
JOB: 209280
CHKD BY: ED

CONTRACTOR: Nothnagle Drilling, Inc. BORING LOCATION: TIME: 930 TO 1000
DRILLER: J. Swytzer GROUND SURFACE ELEVATION: DATUM:
LABELLA REPRESENTATIVE: E. Dumrese START DATE: 9/27/2010 END DATE: 9/27/2010

TYPE OF DRILL RIG: Track Mounted Geoprobe Model 6610DT DRIVE SAMPLER TYPE: 4-foot Macrocore
AUGER SIZE AND TYPE: NA INSIDE DIAMETER: ~1.8-Inch
OVERBURDEN SAMPLING METHOD: Direct Push OTHER:

DEPTH	SAMPLE NO. AND DEPTH	SAMPLE RECOVERY	STRATA CHANGE	UAL CLASSIFICATION	PID FIELD SCREEN (PPM)	LUDLUM FIELD SCREEN (µREM/H)
0	S-1 0' to 4'	2.8'	0.0'	Grass/Topsoil		31
			0.3'	Brown, mf SAND, moist, no odor	0.0	
2					0.0	47
4	S-2 4' - 8'	3.2'	4.0'	As above, moist, no odor	0.0	8
6			6.2'	As above, wet, no odor	0.0	84
8				*Refusal @ 8.0' BGS*		
10						
12						
14						
16						
18						

LEVEL DATA			BOTTOM OF	BOTTOM OF	GROUNDWATER	NOTES:
DATE	TIME	ELAPSED TIME	CASING	BORING	ENCOUNTERED	
				8.0'	6.2'	

GENERAL NOTES
1) STRATIFICATION LINES REPRESENT APPROXIMATE BOUNDARY BETWEEN SOIL TYPES, TRANSITIONS MAY BE GRADUAL.
2) WATER LEVEL READINGS HAVE BEEN MADE AT TIMES AND UNDER CONDITIONS STATED, FLUCTUATIONS OF GROUNDWATER
3) Abbreviations

and = 35 to 50 %	c = coarse	
some = 20 to 35%	m = medium	BGS = Below the Ground Surface
little = 10 to 20%	f = fine	NA = Not Applicable
trace = 1 to 10%	vf = very fine	

BORING: SB-105

LABELLA Associates, P.C.

300 STATE STREET, ROCHESTER, NY
ENVIRONMENTAL ENGINEERING CONSULTANTS

PROJECT
690 Saint Paul Street
Rochester, New York
BCP Site #C828159

BORING: SB-106A
SHEET 1 OF
JOB: 209280
CHKD BY: ED

CONTRACTOR: Nothnagle Drilling, Inc. BORING LOCATION: TIME: 1330 TO 1400
DRILLER: J. Swytzer GROUND SURFACE ELEVATION: DATUM:
LABELLA REPRESENTATIVE: E. Dumrese START DATE: 10/7/2010 END DATE: 10/7/2010

TYPE OF DRILL RIG: Track Mounted Geoprobe Model 6610DT
AUGER SIZE AND TYPE: NA
OVERBURDEN SAMPLING METHOD: Direct Push
DRIVE SAMPLER TYPE: 4-foot Macrocore
INSIDE DIAMETER: ~1.8-Inch
OTHER:

DEPTH	SAMPLE NO. AND DEPTH	SAMPLE RECOVERY	STRATA CHANGE	UAL CLASSIFICATION	PID FIELD SCREEN (PPM)	LUDLUM FIELD SCREEN (µREM/H)
0	S-1 0' to 4'	2.3'	0.0'	Asphalt		5
				FILL MATERIALS		
			0.3'	Black, cinders, coals, slag, moist, no odor	0.0	
2					0.0	52
			2.8'	Brown, SILT, little mf Sand, moist, no odor		
4	S-2 4' - 8'	0.6'	4.0'	As above, moist, no odor	0.0	65
6					0.0	19
8		3.0'	8.0'	As above, moist, no odor	0.0	54
10					2.9	34
				Refusal @ 11.9' BGS		
12						
14						
16						
18						

LEVEL DATA			BOTTOM OF	BOTTOM OF	GROUNDWATER	NOTES:
DATE	TIME	ELAPSED TIME	CASING	BORING	ENCOUNTERED	
				11.9'	No	

GENERAL NOTES
1) STRATIFICATION LINES REPRESENT APPROXIMATE BOUNDARY BETWEEN SOIL TYPES, TRANSITIONS MAY BE GRADUAL.
2) WATER LEVEL READINGS HAVE BEEN MADE AT TIMES AND UNDER CONDITIONS STATED, FLUCTUATIONS OF GROUNDWATER
3) Abbreviations
and = 35 to 50 %
some = 20 to 35%
little = 10 to 20%
trace = 1 to 10%
c = coarse
m = medium
f = fine
vf = very fine
BGS = Below the Ground Surface
NA = Not Applicable

BORING: SB-106A

LABELLA Associates, P.C.

300 STATE STREET, ROCHESTER, NY
ENVIRONMENTAL ENGINEERING CONSULTANTS

PROJECT
690 Saint Paul Street
Rochester, New York
BCP Site #C828159

BORING: SB-107
SHEET 1 OF
JOB: 209280
CHKD BY: ED

CONTRACTOR: Nothnagle Drilling, Inc. BORING LOCATION: TIME: 930 TO 1000
DRILLER: J. Swytzer GROUND SURFACE ELEVATION: DATUM:
LABELLA REPRESENTATIVE: E. Dumrese START DATE: 9/26/2010 END DATE: 9/26/2010

TYPE OF DRILL RIG: Track Mounted Geoprobe Model 6610DT
AUGER SIZE AND TYPE: NA
OVERBURDEN SAMPLING METHOD: Direct Push
DRIVE SAMPLER TYPE: 4-foot Macrocore
INSIDE DIAMETER: ~1.8-Inch
OTHER:

DEPTH	SAMPLE NO. AND DEPTH	SAMPLE RECOVERY	STRATA CHANGE	VISUAL CLASSIFICATION	PID FIELD SCREEN (PPM)	LUDLUM FIELD SCREEN (µREM/H)
0	S-1 0' to 4'	1.9'	0.0'	Asphalt		110
			0.4'	Brown, SILT, little f Sand and Gravel, moist, no odor	0.0	
2					0.0	65
4	S-2 4' - 8'	2.0'	4.0'	As above, moist, no odor	0.0	16
6					0.0	92
8	S-3 8'-12'	1.2'	8.0'	Light brown, SILT, some mf Sand, little Gravel, wet, no odor	0.0	83
10					0.0	33
12				*Refusal @ 12.1' BGS*		
14						
16						
18						

LEVEL DATA			BOTTOM OF CASING	BOTTOM OF BORING	GROUNDWATER ENCOUNTERED
DATE	TIME	ELAPSED TIME			
				12.1'	8.0'

NOTES:

GENERAL NOTES
1) STRATIFICATION LINES REPRESENT APPROXIMATE BOUNDARY BETWEEN SOIL TYPES, TRANSITIONS MAY BE GRADUAL.
2) WATER LEVEL READINGS HAVE BEEN MADE AT TIMES AND UNDER CONDITIONS STATED, FLUCTUATIONS OF GROUNDWATER
3) Abbreviations
and = 35 to 50 %
some = 20 to 35%
little = 10 to 20%
trace = 1 to 10%
c = coarse
m = medium
f = fine
vf = very fine
BGS = Below the Ground Surface
NA = Not Applicable

BORING: SB-107

LABELLA Associates, P.C.

300 STATE STREET, ROCHESTER, NY
ENVIRONMENTAL ENGINEERING CONSULTANTS

PROJECT
690 Saint Paul Street
Rochester, New York
BCP Site #C828159

BORING: SB-108
SHEET 1 OF
JOB: 209280
CHKD BY: ED

CONTRACTOR: Nothnagle Drilling, Inc. BORING LOCATION: TIME: 930 TO 1000
DRILLER: J. Swytzer GROUND SURFACE ELEVATION: DATUM:
LABELLA REPRESENTATIVE: E. Dumrese START DATE: 9/28/2010 END DATE: 9/28/2010

TYPE OF DRILL RIG: Track Mounted Geoprobe Model 6610DT
AUGER SIZE AND TYPE: NA
OVERBURDEN SAMPLING METHOD: Direct Push
DRIVE SAMPLER TYPE: 4-foot Macrocore
INSIDE DIAMETER: ~1.8-Inch
OTHER:

DEPTH	SAMPLE NO. AND DEPTH	SAMPLE RECOVERY	STRATA CHANGE	UAL CLASSIFICATION	PID FIELD SCREEN (PPM)	LUDLUM FIELD SCREEN (µREM/H)
0	S-1 0' to 4'	1.8'	0.0'	Grass/Topsoil		19
			0.3'	Brown, SILT, moist, no odor	0.0	
2				*Refusal @ 2.0' BGS*		
4						
6						
8						
10						
12						
14						
16						
18						

LEVEL DATA			BOTTOM OF	BOTTOM OF	GROUNDWATER	NOTES:
DATE	TIME	ELAPSED TIME	CASING	BORING	ENCOUNTERED	
				2.0'	No	

GENERAL NOTES
1) STRATIFICATION LINES REPRESENT APPROXIMATE BOUNDARY BETWEEN SOIL TYPES, TRANSITIONS MAY BE GRADUAL.
2) WATER LEVEL READINGS HAVE BEEN MADE AT TIMES AND UNDER CONDITIONS STATED, FLUCTUATIONS OF GROUNDWATER
3) Abbreviations

and = 35 to 50 %	c = coarse	
some = 20 to 35%	m = medium	BGS = Below the Ground Surface
little = 10 to 20%	f = fine	NA = Not Applicable
trace = 1 to 10%	vf = very fine	

BORING: SB-108

LABELLA Associates, P.C.

300 STATE STREET, ROCHESTER, NY
ENVIRONMENTAL ENGINEERING CONSULTANTS

PROJECT
690 Saint Paul Street
Rochester, New York
BCP Site #C828159

BORING: SB-119
SHEET 1 OF
JOB: 209280
CHKD BY: ED

CONTRACTOR: Nothnagle Drilling, Inc. BORING LOCATION: TIME: 1030 TO 1100
DRILLER: J. Swytzer GROUND SURFACE ELEVATION: DATUM:
LABELLA REPRESENTATIVE: E. Dumrese START DATE: 10/7/2010 END DATE: 10/7/2010

TYPE OF DRILL RIG: Track Mounted Geoprobe Model 6610DT DRIVE SAMPLER TYPE: 4-foot Macrocore
AUGER SIZE AND TYPE: NA INSIDE DIAMETER: ~1.8-Inch
OVERBURDEN SAMPLING METHOD: Direct Push OTHER:

DEPTH	SAMPLE NO. AND DEPTH	SAMPLE RECOVERY	STRATA CHANGE	UAL CLASSIFICATION	PID FIELD SCREEN (PPM)	LUDLUM FIELD SCREEN (µREM/H)
0	S-1 0' to 4'	2.3'	0.0'	Asphalt		23
			0.2'	Light brown to grey, SILT, some mf Sand and Gravel, dry, no odor	0.0	
2					0.0	5
			3.1'	Brown, SILT, trace Clay and f Sand, moist, no odor		
4	S-2 4'-8'	2.4'	4.0'	As above, moist, no odor	0.0	36
6					0.0	98
			6.6'	Brown, SILT, little mf Sand, wet, no odor		
8	S-3 8'-12'	2.1'	8.0'	As above, wet, no odor	0.0	23
10					0.0	18
				Refusal @ 11.4' BGS		
12						
14						
16						
18						

LEVEL DATA			BOTTOM OF	BOTTOM OF	GROUNDWATER	NOTES:
DATE	TIME	ELAPSED TIME	CASING	BORING	ENCOUNTERED	
				11.4'	6.6'	

GENERAL NOTES
1) STRATIFICATION LINES REPRESENT APPROXIMATE BOUNDARY BETWEEN SOIL TYPES, TRANSITIONS MAY BE GRADUAL.
2) WATER LEVEL READINGS HAVE BEEN MADE AT TIMES AND UNDER CONDITIONS STATED, FLUCTUATIONS OF GROUNDWATER
3) Abbreviations
and = 35 to 50 % c = coarse
some = 20 to 35% m = medium BGS = Below the Ground Surface
little = 10 to 20% f = fine NA = Not Applicable
trace = 1 to 10% vf = very fine

BORING: SB-119

LABELLA Associates, P.C.

300 STATE STREET, ROCHESTER, NY
ENVIRONMENTAL ENGINEERING CONSULTANTS

PROJECT
690 Saint Paul Street
Rochester, New York
BCP Site #C828159

BORING: SB-120
SHEET 1 OF
JOB: 209280
CHKD BY: ED

CONTRACTOR: Nothnagle Drilling, Inc. BORING LOCATION: TIME: 1045 TO 1115
DRILLER: J. Swytzer GROUND SURFACE ELEVATION: DATUM:
LABELLA REPRESENTATIVE: E. Dumrese START DATE: 10/7/2010 END DATE: 10/7/2010

TYPE OF DRILL RIG: Track Mounted Geoprobe Model 6610DT DRIVE SAMPLER TYPE: 4-foot Macrocore
AUGER SIZE AND TYPE: NA INSIDE DIAMETER: ~1.8-Inch
OVERBURDEN SAMPLING METHOD: Direct Push OTHER:

DEPTH	SAMPLE NO. AND DEPTH	SAMPLE RECOVERY	STRATA CHANGE	UAL CLASSIFICATION	PID FIELD SCREEN (PPM)	LUDLUM FIELD SCREEN (µREM/H)
0	S-1 0' to 4'	1.4'	0.0'	Asphalt		52
				FILL MATERIALS		
			0.2'	Black, cinders, coals, slag, dry, no odor	0.0	
2					0.0	96
4	S-2 4'-8'	0.9'	4.0'	Brown, SILT, little mf Sand, moist, no odor	0.0	12
6					0.0	64
8	S-3 8'-12'	1.2'	8.0'	As above, wet, no odor	0.0	56
10					0.0	19
				Refusal @ 11.0' BGS		
12						
14						
16						
18						

LEVEL DATA			BOTTOM OF	BOTTOM OF	GROUNDWATER
DATE	TIME	ELAPSED TIME	CASING	BORING	ENCOUNTERED
				11.0'	8.0'

NOTES:

GENERAL NOTES
1) STRATIFICATION LINES REPRESENT APPROXIMATE BOUNDARY BETWEEN SOIL TYPES, TRANSITIONS MAY BE GRADUAL.
2) WATER LEVEL READINGS HAVE BEEN MADE AT TIMES AND UNDER CONDITIONS STATED, FLUCTUATIONS OF GROUNDWATER
3) Abbreviations
and = 35 to 50 % c = coarse
some = 20 to 35% m = medium BGS = Below the Ground Surface
little = 10 to 20% f = fine NA = Not Applicable
trace = 1 to 10% vf = very fine

BORING: SB-120

LABELLA Associates, P.C.

300 STATE STREET, ROCHESTER, NY
ENVIRONMENTAL ENGINEERING CONSULTANTS

PROJECT
690 Saint Paul Street
Rochester, New York
BCP Site #C828159

BORING: SB-122
SHEET 1 OF
JOB: 209280
CHKD BY: ED

CONTRACTOR: Nothnagle Drilling, Inc. BORING LOCATION: TIME: 1130 TO 1200
DRILLER: J. Swytzer GROUND SURFACE ELEVATION: DATUM:
LABELLA REPRESENTATIVE: E. Dumrese START DATE: 10/7/2010 END DATE: 10/7/2010

TYPE OF DRILL RIG: Track Mounted Geoprobe Model 6610DT DRIVE SAMPLER TYPE: 4-foot Macrocore
AUGER SIZE AND TYPE: NA INSIDE DIAMETER: ~1.8-Inch
OVERBURDEN SAMPLING METHOD: Direct Push OTHER:

DEPTH	SAMPLE NO. AND DEPTH	SAMPLE RECOVERY	STRATA CHANGE	VISUAL CLASSIFICATION	PID FIELD SCREEN (PPM)	LUDLUM FIELD SCREEN (µREM/H)
0	S-1 0' to 4'	3.1'	0.0'	Asphalt		15
			0.3'	Brown, SILT, and mf SAND, moist, no odor	0.0	
2					0.0	32
4	S-2 4'-8'	2.0'	4.0'	As above ,moist, no odor	0.0	46
6					0.0	48
			7.6'	As above, wet, no odor		
8	S-3 8'-12'	1.8'	8.0'	As above, wet, no odor	0.0	45
10					0.0	85
				Refusal @ 11.0' BGS		
12						
14						
16						
18						

LEVEL DATA			BOTTOM OF	BOTTOM OF	GROUNDWATER	NOTES:
DATE	TIME	ELAPSED TIME	CASING	BORING	ENCOUNTERED	
				11.0'	7.6'	

GENERAL NOTES
1) STRATIFICATION LINES REPRESENT APPROXIMATE BOUNDARY BETWEEN SOIL TYPES, TRANSITIONS MAY BE GRADUAL.
2) WATER LEVEL READINGS HAVE BEEN MADE AT TIMES AND UNDER CONDITIONS STATED, FLUCTUATIONS OF GROUNDWATER
3) Abbreviations

and = 35 to 50 %	c = coarse	
some = 20 to 35%	m = medium	BGS = Below the Ground Surface
little = 10 to 20%	f = fine	NA = Not Applicable
trace = 1 to 10%	vf = very fine	

BORING: SB-122

LABELLA Associates, P.C.

300 STATE STREET, ROCHESTER, NY
ENVIRONMENTAL ENGINEERING CONSULTANTS

PROJECT
690 Saint Paul Street
Rochester, New York
BCP Site #C828159

BORING: SB-123
SHEET 1 OF
JOB: 209280
CHKD BY: ED

CONTRACTOR: Nothnagle Drilling, Inc. BORING LOCATION: TIME: TO
DRILLER: J. Swytzer GROUND SURFACE ELEVATION: DATUM:
LABELLA REPRESENTATIVE: E. Dumrese START DATE: 10/7/2010 END DATE: 10/7/2010

TYPE OF DRILL RIG: Track Mounted Geoprobe Model 6610DT
AUGER SIZE AND TYPE: NA
OVERBURDEN SAMPLING METHOD: Direct Push
DRIVE SAMPLER TYPE: 4-foot Macrocore
INSIDE DIAMETER: ~1.8-Inch
OTHER:

DEPTH	SAMPLE NO. AND DEPTH	SAMPLE RECOVERY	STRATA CHANGE	UAL CLASSIFICATION	PID FIELD SCREEN (PPM)	LUDLUM FIELD SCREEN (µREM/H)
0	S-1 0' to 4'	1.4'	0.0'	Asphalt		13
			0.3'	Ligth brown, mc SAND, some Gravel, dry, no odor	0.0	
2					0.0	85
			3.5'	Brown, SILT, little mf Sand, moist, no odor		
4	S-2 4'-8'	0.9'	4.0'	As above ,moist, no odor	0.0	37
6					0.0	76
			7.1'	As above, saturated, no odor		
8	S-3 8'-12'	2.2'	8.0'	As above, saturated, no odor	0.0	85
10					0.0	51
				Refusal @ 11.7' BGS		
12						
14						
16						
18						

LEVEL DATA			BOTTOM OF	BOTTOM OF	GROUNDWATER
DATE	TIME	ELAPSED TIME	CASING	BORING	ENCOUNTERED
				11.7'	7.1'

NOTES:

GENERAL NOTES
1) STRATIFICATION LINES REPRESENT APPROXIMATE BOUNDARY BETWEEN SOIL TYPES, TRANSITIONS MAY BE GRADUAL.
2) WATER LEVEL READINGS HAVE BEEN MADE AT TIMES AND UNDER CONDITIONS STATED, FLUCTUATIONS OF GROUNDWATER
3) Abbreviations

and = 35 to 50 %	c = coarse	
some = 20 to 35%	m = medium	BGS = Below the Ground Surface
little = 10 to 20%	f = fine	NA = Not Applicable
trace = 1 to 10%	vf = very fine	

BORING: SB-123

LABELLA Associates, P.C.

300 STATE STREET, ROCHESTER, NY
ENVIRONMENTAL ENGINEERING CONSULTANTS

PROJECT
690 Saint Paul Street
Rochester, New York
BCP Site #C828159

BORING: SB-125
SHEET 1 OF
JOB: 209280
CHKD BY: ED

CONTRACTOR: Nothnagle Drilling, Inc. BORING LOCATION: TIME: TO
DRILLER: J. Swytzer GROUND SURFACE ELEVATION: DATUM:
LABELLA REPRESENTATIVE: E. Dumrese START DATE: 10/19/2010 END DATE: 10/19/2010

TYPE OF DRILL RIG: Track Mounted Geoprobe Model 6610DT
AUGER SIZE AND TYPE: NA
OVERBURDEN SAMPLING METHOD: Direct Push
DRIVE SAMPLER TYPE: 4-foot Macrocore
INSIDE DIAMETER: ~1.8-Inch
OTHER:

DEPTH	SAMPLE NO. AND DEPTH	SAMPLE RECOVERY	STRATA CHANGE	UAL CLASSIFICATION	PID FIELD SCREEN (PPM)	LUDLUM FIELD SCREEN (µREM/H)
0	S-1 0' to 4'	12.7'	0.0'	Asphalt		9
			0.3'	Light brown, SILT, some Gravel, moist, no odor	0.0	
2			2.0'	Light brown, SILT, little mf Sand, moist, no odor	0.0	2
4	S-2 4'-8'	2.9'	4.0'	Light brown, SILT and mf SAND, moist, no odor	0.0	3
6			6.0'	Light brown, SILT and mf SAND, wet, no odor	0.0	5
			7.0'	Pink sandstone		
			7.2'	Light brown, SILT, little mf Sand, moist, no odor		
8	S-3 8'-12'	2.4'	8.0'	Light brown, SILT, little mf Sand, moist, no odor	2.2	4
					9.4	
10			10.0'	As above, moist, no odor	20.9	3
			10.4'	As above, wet, no odor		
			10.9'	Weathered bedrock	3.2	
				Refusal @ 11.8' BGS		
12						
14						
16						
18						

LEVEL DATA			BOTTOM OF	BOTTOM OF	GROUNDWATER
DATE	TIME	ELAPSED TIME	CASING	BORING	ENCOUNTERED
				11.8'	6.0'

NOTES:

GENERAL NOTES
1) STRATIFICATION LINES REPRESENT APPROXIMATE BOUNDARY BETWEEN SOIL TYPES, TRANSITIONS MAY BE GRADUAL.
2) WATER LEVEL READINGS HAVE BEEN MADE AT TIMES AND UNDER CONDITIONS STATED, FLUCTUATIONS OF GROUNDWATER
3) Abbreviations
and = 35 to 50 %
some = 20 to 35%
little = 10 to 20%
trace = 1 to 10%
c = coarse
m = medium
f = fine
vf = very fine
BGS = Below the Ground Surface
NA = Not Applicable

BORING: SB-125

LABELLA Associates, P.C.

300 STATE STREET, ROCHESTER, NY
ENVIRONMENTAL ENGINEERING CONSULTANTS

PROJECT
690 Saint Paul Street
Rochester, New York
BCP Site #C828159

BORING: **SB-A1**
SHEET 1 OF
JOB: **209280**
CHKD BY: ED

CONTRACTOR: Nothnagle Drilling, Inc. BORING LOCATION: TIME: TO
DRILLER: J. Swytzer GROUND SURFACE ELEVATION: DATUM:
LABELLA REPRESENTATIVE: E. Dumrese START DATE: 3/24/2010 END DATE: 3/24/10

TYPE OF DRILL RIG: Track Mounted Geoprobe Model 6610DT
AUGER SIZE AND TYPE: NA
OVERBURDEN SAMPLING METHOD: Direct Push
DRIVE SAMPLER TYPE: 4-foot Macrocore
INSIDE DIAMETER: ~1.8-Inch
OTHER:

DEPTH	SAMPLE NO AND DEPTH	SAMPLE RECOVERY	STRATA CHANGE	VISUAL CLASSIFICATION	PID FIELD SCREEN (PPM)	LUDLUM FIELD SCREEN (µREM/H)
0	S-1 0' to 4'	2.3'	0.0'	Grass/Topsoil		
			0.6'	Crushed Stone (<1"), some mc Sand, moist, no odor	0.0	22
2					0.0	
4	S-2 4' - 8'	2.4'	4.0'	Light brown, mc SAND, little Silt and Gravel, moist, no odor	2.3	18
6					0.8	17
			7.7'	Light brown to gray, mf SAND, some c Gravel, moist, slightly weathered petroleum odor		
8	S-3 8' - 12'	1.5'	8.0'	As above, wet @ ~8.0' BGS, slightly weathered petroleum odor	1.9	
				Refusal @ ~ 9.1' BGS		
10						
12	S-4 12' - 16'					
14						
16	S-5 16' - 20'					
18						

WATER LEVEL DATA			BOTTOM OF	BOTTOM OF	GROUNDWATER
DATE	TIME	ELAPSED TIME	CASING	BORING	ENCOUNTERED
				9.1'	8.0'

NOTES:

GENERAL NOTES
1) STRATIFICATION LINES REPRESENT APPROXIMATE BOUNDARY BETWEEN SOIL TYPES, TRANSITIONS MAY BE GRADUAL.
2) WATER LEVEL READINGS HAVE BEEN MADE AT TIMES AND UNDER CONDITIONS STATED, FLUCTUATIONS OF GROUNDWATER
3) Abbreviations
and = 35 to 50 %
some = 20 to 35%
little = 10 to 20%
trace = 1 to 10%
c = coarse
m = medium
f = fine
vf = very fine
BGS = Below the Ground Surface
NA = Not Applicable

BORING: **SB-A1**

LABELLA Associates, P.C.

300 STATE STREET, ROCHESTER, NY
ENVIRONMENTAL ENGINEERING CONSULTANTS

PROJECT
690 Saint Paul Street
Rochester, New York
BCP Site #C828159

BORING: **SB-A2**
SHEET 1 OF
JOB: **209280**
CHKD BY: ED

CONTRACTOR: Nothnagle Drilling, Inc. BORING LOCATION: TIME: TO
DRILLER: J. Swytzer GROUND SURFACE ELEVATION: DATUM:
LABELLA REPRESENTATIVE: E. Dumrese START DATE: 3/24/2010 END DATE: 3/24/10

TYPE OF DRILL RIG: Track Mounted Geoprobe Model 6610DT
AUGER SIZE AND TYPE: NA
OVERBURDEN SAMPLING METHOD: Direct Push
DRIVE SAMPLER TYPE: 4-foot Macrocore
INSIDE DIAMETER: ~1.8-Inch
OTHER:

DEPTH	SAMPLE NO AND DEPTH	SAMPLE RECOVERY	STRATA CHANGE	VISUAL CLASSIFICATION	PID FIELD SCREEN (PPM)	LUDLUM FIELD SCREEN (µREM/H)
0	S-1 0' to 4'	2.0'	0.0'	Concrete		
			0.5'	Light brown, mc SAND, some Silt, little Gravel, moist, no odor	0.0	17
2					0.0	
4	S-2 4' - 8'	3.2'	4.0'	Brown, mc SAND, little Silt and Gravel, moist, no odor	0.2	20
6					0.8	20
8	S-3 8' - 12'	1.8'	8.0'	As above, wet @ ~8.0' BGS, no odor	0.2	
				Refusal @ ~ 8.9' BGS		
10						
12	S-4 12' - 16'					
14						
16	S-5 16' - 20'					
18						

WATER LEVEL DATA			BOTTOM OF	BOTTOM OF	GROUNDWATER
DATE	TIME	ELAPSED TIME	CASING	BORING	ENCOUNTERED
				8.9'	8.0'

NOTES:

GENERAL NOTES
1) STRATIFICATION LINES REPRESENT APPROXIMATE BOUNDARY BETWEEN SOIL TYPES, TRANSITIONS MAY BE GRADUAL.
2) WATER LEVEL READINGS HAVE BEEN MADE AT TIMES AND UNDER CONDITIONS STATED, FLUCTUATIONS OF GROUNDWATER
3) Abbreviations
and = 35 to 50 %
some = 20 to 35%
little = 10 to 20%
trace = 1 to 10%
c = coarse
m = medium
f = fine
vf = very fine
BGS = Below the Ground Surface
NA = Not Applicable

BORING: **SB-A2**

LABELLA Associates, P.C.

300 STATE STREET, ROCHESTER, NY
ENVIRONMENTAL ENGINEERING CONSULTANTS

PROJECT
690 Saint Paul Street
Rochester, New York
BCP Site #C828159

BORING: **SB-A4**
SHEET 1 OF
JOB: **209280**
CHKD BY: ED

CONTRACTOR: Nothnagle Drilling, Inc. BORING LOCATION: TIME: TO
DRILLER: J. Swytzer GROUND SURFACE ELEVATION: DATUM:
LABELLA REPRESENTATIVE: E. Dumrese START DATE: 3/24/2010 END DATE: 3/24/10

TYPE OF DRILL RIG: Track Mounted Geoprobe Model 6610DT
AUGER SIZE AND TYPE: NA
OVERBURDEN SAMPLING METHOD: Direct Push
DRIVE SAMPLER TYPE: 4-foot Macrocore
INSIDE DIAMETER: ~1.8-Inch
OTHER:

DEPTH	SAMPLE NO AND DEPTH	SAMPLE RECOVERY	STRATA CHANGE	VISUAL CLASSIFICATION	PID FIELD SCREEN (PPM)	LUDLUM FIELD SCREEN (µREM/H)
0	S-1 0' to 4'	1.6'	0.0'	Grass/Topsoil		
			0.3'	Brown, m SAND, little Gravel and Silt, moist, no odor	0.0	25
2			2.5'	Possible Sandstone Rock	0.0	
				Refusal @ ~2.5' BGS		
4	S-2 4' - 8'					
6						
8	S-3 8' - 12'					
10						
12	S-4 12' - 16'					
14						
16	S-5 16' - 20'					
18						

WATER LEVEL DATA			BOTTOM OF CASING	BOTTOM OF BORING	GROUNDWATER ENCOUNTERED
DATE	TIME	ELAPSED TIME			
				2.5'	No

NOTES:

GENERAL NOTES
1) STRATIFICATION LINES REPRESENT APPROXIMATE BOUNDARY BETWEEN SOIL TYPES, TRANSITIONS MAY BE GRADUAL.
2) WATER LEVEL READINGS HAVE BEEN MADE AT TIMES AND UNDER CONDITIONS STATED, FLUCTUATIONS OF GROUNDWATER
3) Abbreviations
and = 35 to 50 %
some = 20 to 35%
little = 10 to 20%
trace = 1 to 10%
c = coarse
m = medium
f = fine
vf = very fine
BGS = Below the Ground Surface
NA = Not Applicable

BORING: **SB-A4**

LABELLA Associates, P.C.

300 STATE STREET, ROCHESTER, NY
ENVIRONMENTAL ENGINEERING CONSULTANTS

PROJECT
690 Saint Paul Street
Rochester, New York
BCP Site #C828159

BORING: **SB-A4(A)**
SHEET 1 OF
JOB: **209280**
CHKD BY: ED

CONTRACTOR: Nothnagle Drilling, Inc. BORING LOCATION: TIME: TO
DRILLER: J. Swytzer GROUND SURFACE ELEVATION: DATUM:
LABELLA REPRESENTATIVE: E. Dumrese START DATE: 3/25/2010 END DATE: 3/25/10

TYPE OF DRILL RIG: Track Mounted Geoprobe Model 6610DT
AUGER SIZE AND TYPE: NA
OVERBURDEN SAMPLING METHOD: Direct Push
DRIVE SAMPLER TYPE: 4-foot Macrocore
INSIDE DIAMETER: ~1.8-Inch
OTHER:

DEPTH	SAMPLE NO AND DEPTH	SAMPLE RECOVERY	STRATA CHANGE	VISUAL CLASSIFICATION	PID FIELD SCREEN (PPM)	LUDLUM FIELD SCREEN (µREM/H)
0	S-1 0' to 4'	2.3'	0.0'	Grass/Topsoil		
			1.0'	Brown, SILT, little mf Sand, moist, no odor	0.0	14
2					0.1	
			3.2'	Borwn, mf SAND, trace Silt, moist, no odor		
4	S-2 4' - 8'	2.5'	4.0'	As above, wet @~4.0' BGS, no odor	0.2	16
			5.8'	Light brown, SILT, some mc Sand, wet, no odor		
6					0.4	
				Refusal @ ~ 7.0' BGS		
8	S-3 8' - 12'					
10						
12	S-4 12' - 16'					
14						
16	S-5 16' - 20'					
18						

WATER LEVEL DATA			BOTTOM OF CASING	BOTTOM OF BORING	GROUNDWATER ENCOUNTERED
DATE	TIME	ELAPSED TIME			
				7.0'	4.0'

NOTES:

GENERAL NOTES
1) STRATIFICATION LINES REPRESENT APPROXIMATE BOUNDARY BETWEEN SOIL TYPES, TRANSITIONS MAY BE GRADUAL.
2) WATER LEVEL READINGS HAVE BEEN MADE AT TIMES AND UNDER CONDITIONS STATED, FLUCTUATIONS OF GROUNDWATER
3) Abbreviations
and = 35 to 50 %
some = 20 to 35%
little = 10 to 20%
trace = 1 to 10%
c = coarse
m = medium
f = fine
vf = very fine
BGS = Below the Ground Surface
NA = Not Applicable

BORING: **SB-A4(A)**

LABELLA Associates, P.C.

300 STATE STREET, ROCHESTER, NY
ENVIRONMENTAL ENGINEERING CONSULTANTS

PROJECT
690 Saint Paul Street
Rochester, New York
BCP Site #C828159

BORING: **SB-A5**
SHEET 1 OF
JOB: **209280**
CHKD BY: ED

CONTRACTOR: Nothnagle Drilling, Inc. BORING LOCATION: TIME: TO
DRILLER: J. Swytzer GROUND SURFACE ELEVATION: DATUM:
LABELLA REPRESENTATIVE: E. Dumrese START DATE: 3/25/2010 END DATE: 3/25/10

TYPE OF DRILL RIG: Track Mounted Geoprobe Model 6610DT
AUGER SIZE AND TYPE: NA
OVERBURDEN SAMPLING METHOD: Direct Push
DRIVE SAMPLER TYPE: 4-foot Macrocore
INSIDE DIAMETER: ~1.8-Inch
OTHER:

DEPTH	SAMPLE NO AND DEPTH	SAMPLE RECOVERY	STRATA CHANGE	VISUAL CLASSIFICATION	PID FIELD SCREEN (PPM)	LUDLUM FIELD SCREEN (µREM/H)
0	S-1 0' to 4'	1.6'	0.0'	Concrete		
			0.5'	Brown, mc SAND, little Silt and Gravel, moist, no odor	0.0	18
2			2.5'	Brown, SILT, trace f Sand and Gravel, moist, no odor	0.1	
				Refusal @ ~3.5' BGS		
4	S-2 4' - 8'					
6						
8	S-3 8' - 12'					
10						
12	S-4 12' - 16'					
14						
16	S-5 16' - 20'					
18						

WATER LEVEL DATA			BOTTOM OF CASING	BOTTOM OF BORING	GROUNDWATER ENCOUNTERED
DATE	TIME	ELAPSED TIME			
				3.5'	No

NOTES:

GENERAL NOTES
1) STRATIFICATION LINES REPRESENT APPROXIMATE BOUNDARY BETWEEN SOIL TYPES, TRANSITIONS MAY BE GRADUAL.
2) WATER LEVEL READINGS HAVE BEEN MADE AT TIMES AND UNDER CONDITIONS STATED, FLUCTUATIONS OF GROUNDWATER
3) Abbreviations
and = 35 to 50 %
some = 20 to 35%
little = 10 to 20%
trace = 1 to 10%
c = coarse
m = medium
f = fine
vf = very fine
BGS = Below the Ground Surface
NA = Not Applicable

BORING: **SB-A5**

LABELLA Associates, P.C.

300 STATE STREET, ROCHESTER, NY
ENVIRONMENTAL ENGINEERING CONSULTANTS

PROJECT
690 Saint Paul Street
Rochester, New York
BCP Site #C828159

BORING: SB-A6
SHEET 1 OF
JOB: 209280
CHKD BY: ED

CONTRACTOR: Nothnagle Drilling, Inc. BORING LOCATION: TIME: TO
DRILLER: J. Swytzer GROUND SURFACE ELEVATION: DATUM:
LABELLA REPRESENTATIVE: E. Dumrese START DATE: 3/25/2010 END DATE: 3/25/10

TYPE OF DRILL RIG: Track Mounted Geoprobe Model 6610DT
AUGER SIZE AND TYPE: NA
OVERBURDEN SAMPLING METHOD: Direct Push
DRIVE SAMPLER TYPE: 4-foot Macrocore
INSIDE DIAMETER: ~1.8-Inch
OTHER:

DEPTH	SAMPLE NO. AND DEPTH	SAMPLE RECOVERY	STRATA CHANGE	VISUAL CLASSIFICATION	PID FIELD SCREEN (PPM)	LUDLUM FIELD SCREEN (µREM/H)
0	S-1 0' to 4'	1.6'	0.0'	Concrete		
			0.5'	Light brown, SILT and mf SAND, moist, no odor	0.0	14
2					1.3	
			2.8'	Weathered Rock		
				Refusal @ ~ 3.2' BGS		
4	S-2 4' - 8'					
6						
8	S-3 8' - 12'					
10						
12	S-4 12' - 16'					
14						
16	S-5 16' - 20'					
18						

WATER LEVEL DATA			BOTTOM OF CASING	BOTTOM OF BORING	GROUNDWATER ENCOUNTERED
DATE	TIME	ELAPSED TIME			
				3.2'	No

NOTES:

GENERAL NOTES
1) STRATIFICATION LINES REPRESENT APPROXIMATE BOUNDARY BETWEEN SOIL TYPES, TRANSITIONS MAY BE GRADUAL.
2) WATER LEVEL READINGS HAVE BEEN MADE AT TIMES AND UNDER CONDITIONS STATED, FLUCTUATIONS OF GROUNDWATER
3) Abbreviations
and = 35 to 50 %
some = 20 to 35%
little = 10 to 20%
trace = 1 to 10%
c = coarse
m = medium
f = fine
vf = very fine
BGS = Below the Ground Surface
NA = Not Applicable

BORING: SB-A6

LABELLA Associates, P.C.

300 STATE STREET, ROCHESTER, NY
ENVIRONMENTAL ENGINEERING CONSULTANTS

PROJECT
690 Saint Paul Street
Rochester, New York
BCP Site #C828159

BORING: **SB-A7**
SHEET 1 OF
JOB: **209280**
CHKD BY: ED

CONTRACTOR: Nothnagle Drilling, Inc. BORING LOCATION: TIME: TO
DRILLER: J. Swytzer GROUND SURFACE ELEVATION: DATUM:
LABELLA REPRESENTATIVE: E. Dumrese START DATE: 3/25/2010 END DATE: 3/25/10

TYPE OF DRILL RIG: Track Mounted Geoprobe Model 6610DT
AUGER SIZE AND TYPE: NA
OVERBURDEN SAMPLING METHOD: Direct Push
DRIVE SAMPLER TYPE: 4-foot Macrocore
INSIDE DIAMETER: ~1.8-Inch
OTHER:

DEPTH	SAMPLE NO AND DEPTH	SAMPLE RECOVERY	STRATA CHANGE	VISUAL CLASSIFICATION	PID FIELD SCREEN (PPM)	LUDLUM FIELD SCREEN (µREM/H)
0	S-1 0' to 4'	1.6'	0.0'	Concrete		
			0.5'	Light brown, SILT and mf SAND, moist, no odor	0.8	11
2					0.0	
				Refusal @ ~ 3.5' BGS		
4	S-2 4' - 8'					
6						
8	S-3 8' - 12'					
10						
12	S-4 12' - 16'					
14						
16	S-5 16' - 20'					
18						

WATER LEVEL DATA			BOTTOM OF CASING	BOTTOM OF BORING	GROUNDWATER ENCOUNTERED
DATE	TIME	ELAPSED TIME			
				3.5'	No

NOTES:

GENERAL NOTES
1) STRATIFICATION LINES REPRESENT APPROXIMATE BOUNDARY BETWEEN SOIL TYPES, TRANSITIONS MAY BE GRADUAL.
2) WATER LEVEL READINGS HAVE BEEN MADE AT TIMES AND UNDER CONDITIONS STATED, FLUCTUATIONS OF GROUNDWATER
3) Abbreviations
and = 35 to 50 %
some = 20 to 35%
little = 10 to 20%
trace = 1 to 10%
c = coarse
m = medium
f = fine
vf = very fine
BGS = Below the Ground Surface
NA = Not Applicable

BORING: **SB-A7**

LABELLA Associates, P.C.

300 STATE STREET, ROCHESTER, NY
ENVIRONMENTAL ENGINEERING CONSULTANTS

PROJECT
690 Saint Paul Street
Rochester, New York
BCP Site #C828159

BORING: **SB-A8**
SHEET 1 OF
JOB: **209280**
CHKD BY: ED

CONTRACTOR: Nothnagle Drilling, Inc. BORING LOCATION: TIME: TO
DRILLER: J. Swytzer GROUND SURFACE ELEVATION: DATUM:
LABELLA REPRESENTATIVE: E. Dumrese START DATE: 3/24/2010 END DATE: 3/24/10

TYPE OF DRILL RIG: Track Mounted Geoprobe Model 6610DT
AUGER SIZE AND TYPE: NA
OVERBURDEN SAMPLING METHOD: Direct Push
DRIVE SAMPLER TYPE: 4-foot Macrocore
INSIDE DIAMETER: ~1.8-Inch
OTHER:

DEPTH	SAMPLE NO AND DEPTH	SAMPLE RECOVERY	STRATA CHANGE	VISUAL CLASSIFICATION	PID FIELD SCREEN (PPM)	LUDLUM FIELD SCREEN (µREM/H)
0	S-1 0' to 4'	1.7'	0.0'	Topsoi/Grass		
			0.8'	Brown, mc SAND, some Silt and c Gravel, moist, no odor	0.4	13
2					0.0	
			3.8'	Buried Topsoil		
4	S-2 4' - 8'	2.0'	4.0'	As above, wet @ ~6.2' BGS, no odor	0.3	13
6					0.0	
8	S-3 8' - 12'			*Refusal @ 8.0' BGS*		
10						
12	S-4 12' - 16'					
14						
16	S-5 16' - 20'					
18						

WATER LEVEL DATA			BOTTOM OF	BOTTOM OF	GROUNDWATER
DATE	TIME	ELAPSED TIME	CASING	BORING	ENCOUNTERED
				8.0'	6.2'

NOTES:

GENERAL NOTES
1) STRATIFICATION LINES REPRESENT APPROXIMATE BOUNDARY BETWEEN SOIL TYPES, TRANSITIONS MAY BE GRADUAL.
2) WATER LEVEL READINGS HAVE BEEN MADE AT TIMES AND UNDER CONDITIONS STATED, FLUCTUATIONS OF GROUNDWATER
3) Abbreviations
and = 35 to 50 %
some = 20 to 35%
little = 10 to 20%
trace = 1 to 10%
c = coarse
m = medium
f = fine
vf = very fine
BGS = Below the Ground Surface
NA = Not Applicable

BORING: **SB-A8**

LABELLA Associates, P.C.

300 STATE STREET, ROCHESTER, NY
ENVIRONMENTAL ENGINEERING CONSULTANTS

PROJECT
690 Saint Paul Street
Rochester, New York
BCP Site #C828159

BORING: **SB-A**
SHEET 1 OF
JOB: **209280**
CHKD BY: ED

CONTRACTOR: Nothnagle Drilling, Inc. BORING LOCATION: TIME: TO
DRILLER: J. Swytzer GROUND SURFACE ELEVATION: DATUM:
LABELLA REPRESENTATIVE: E. Dumrese START DATE: 3/25/2010 END DATE: 3/25/10

TYPE OF DRILL RIG: Track Mounted Geoprobe Model 6610DT
AUGER SIZE AND TYPE: NA
OVERBURDEN SAMPLING METHOD: Direct Push
DRIVE SAMPLER TYPE: 4-foot Macrocore
INSIDE DIAMETER: ~1.8-Inch
OTHER:

DEPTH	SAMPLE NO AND DEPTH	SAMPLE RECOVERY	STRATA CHANGE	VISUAL CLASSIFICATION	PID FIELD SCREEN (PPM)	LUDLUM FIELD SCREEN (µREM/H)
0	S-1 0' to 4'	3.0'	0.0'	Topsoi/Grass		
				FILL MATERIALS		
			0.3'	Fill materials - Cinders and Coals, moist, no odor	0.2	24
2					0.0	
			3.2'	Brown, mc SAND, little Silt and Gravel, moist, no odor		
4	S-2 4' - 8'	2.1'	4.0'	As above, wet @ ~4.0' BGS	22.4	18
			5.0'	Gray to black, SILT, some mf Sand, wet, petroleum odor		
6				*Refusal @ ~ 5.9' BGS*		
8	S-3 8' - 12'					
10						
12	S-4 12' - 16'					
14						
16	S-5 16' - 20'					
18						

WATER LEVEL DATA			BOTTOM OF CASING	BOTTOM OF BORING	GROUNDWATER ENCOUNTERED
DATE	TIME	ELAPSED TIME			
				5.9'	4.0'

NOTES:

GENERAL NOTES
1) STRATIFICATION LINES REPRESENT APPROXIMATE BOUNDARY BETWEEN SOIL TYPES, TRANSITIONS MAY BE GRADUAL.
2) WATER LEVEL READINGS HAVE BEEN MADE AT TIMES AND UNDER CONDITIONS STATED, FLUCTUATIONS OF GROUNDWATER
3) Abbreviations
and = 35 to 50 %
some = 20 to 35%
little = 10 to 20%
trace = 1 to 10%
c = coarse
m = medium
f = fine
vf = very fine
BGS = Below the Ground Surface
NA = Not Applicable

BORING: **SB-A**

LABELLA Associates, P.C.

300 STATE STREET, ROCHESTER, NY
ENVIRONMENTAL ENGINEERING CONSULTANTS

PROJECT
690 Saint Paul Street
Rochester, New York
BCP Site #C828159

BORING: MW-5
SHEET 1 OF
JOB: 209280
CHKD BY: ED

CONTRACTOR: Nothnagle Drilling, Inc. BORING LOCATION: TIME: 830 TO 930
DRILLER: J. Swytzer GROUND SURFACE ELEVATION: DATUM:
LABELLA REPRESENTATIVE: E. Dumrese START DATE: 6/22/2010 END DATE: 6/22/10

TYPE OF DRILL RIG: Track Mounted Geoprobe Model 6610DT DRIVE SAMPLER TYPE: 4-foot Macrocore
AUGER SIZE AND TYPE: NA INSIDE DIAMETER: ~1.8-Inch
OVERBURDEN SAMPLING METHOD: Direct Push OTHER:

DEPTH	SAMPLE NO. AND DEPTH	SAMPLE RECOVERY	STRATA CHANGE	VISUAL CLASSIFICATION	PID FIELD SCREEN (PPM)	LUDLUM FIELD SCREEN (µREM/H)
0	S-1 0' to 4'	2.7'	0.0'	Asphalt		5
				FILL MATERIALS		
			0.3'	Black, cinders, coals, crushed brick, mc Sand, moist, no odor	0.0	
2					0.0	8
4	S-2 4' - 8'	3.5'	4.0'	As above, moist, no odor	0.0	11
				NATIVE SOIL		
			4.7'	Light brown, SILT, little mf Sand, trace Gravel, moist, no odor		
			5.9'	Brown, SILT, moist, no odor		
6					0.0	18
			7.2'	Light brown, mc SAND, wet, no odor		
8	S-3 8' - 12'	4.0'	8.0'	As above, wet, no odor	0.0	11
10					0.0	18
			10.5'	Grey, weathered rock, dry, no odor		
				Refusal @ 11.7' BGS		
12	S-4 12' - 16'					
14						
16	S-5 16' - 20'					
18						

WATER LEVEL DATA			BOTTOM OF CASING	BOTTOM OF BORING	GROUNDWATER ENCOUNTERED
DATE	TIME	ELAPSED TIME			
				11.7'	7.2'

NOTES:
Well set with 5.0' of screen from 6.7' to 11.7' BGS
Sand filter pack from 5.0' to 11.7' BGS, Bentonite to surface

GENERAL NOTES
1) STRATIFICATION LINES REPRESENT APPROXIMATE BOUNDARY BETWEEN SOIL TYPES, TRANSITIONS MAY BE GRADUAL.
2) WATER LEVEL READINGS HAVE BEEN MADE AT TIMES AND UNDER CONDITIONS STATED, FLUCTUATIONS OF GROUNDWATER
3) Abbreviations

and = 35 to 50 %	c = coarse	
some = 20 to 35%	m = medium	BGS = Below the Ground Surface
little = 10 to 20%	f = fine	NA = Not Applicable
trace = 1 to 10%	vf = very fine	

BORING: MW-5

LABELLA Associates, P.C.

300 STATE STREET, ROCHESTER, NY
ENVIRONMENTAL ENGINEERING CONSULTANTS

PROJECT
690 Saint Paul Street
Rochester, New York
BCP Site #C828159

BORING: **MW-6**
SHEET 1 OF
JOB: **209280**
CHKD BY: ED

CONTRACTOR: Nothnagle Drilling, Inc. BORING LOCATION: TIME: 915 TO 950
DRILLER: J. Swytzer GROUND SURFACE ELEVATION: DATUM:
LABELLA REPRESENTATIVE: E. Dumrese START DATE: 6/22/2010 END DATE: 6/22/10

TYPE OF DRILL RIG: Track Mounted Geoprobe Model 6610DT
AUGER SIZE AND TYPE: NA
OVERBURDEN SAMPLING METHOD: Direct Push
DRIVE SAMPLER TYPE: 4-foot Macrocore
INSIDE DIAMETER: ~1.8-Inch
OTHER:

DEPTH	SAMPLE NO AND DEPTH	SAMPLE RECOVERY	STRATA CHANGE	VISUAL CLASSIFICATION	PID FIELD SCREEN (PPM)	LUDLUM FIELD SCREEN (µREM/H)
0	S-1 0' to 4'	3.1'	0.0'	Asphalt		12
				FILL MATERIALS		
			0.3'	Black, cinders, coals, crushed brick, mc Sand, moist, no odor	0.0	
2					0.0	18
				NATIVE SOIL		
			3.3'	Light brown, CLAY, trace Silt, moist, no odor		
4	S-2 4' - 8'	4.0'	4.0'	Light brown, mc SAND and SILT, little mf Sand, moist, no odor	5.3	15
6					0.0	14
8	S-3 8' - 12'	2.6'	8.0'	As above, moist, no odor	0.0	12
			8.3'	As above, saturated, no odor		
10					0.0	8
				Refusal @ 10.3' BGS		
12	S-4 12' - 16'					
14						
16	S-5 16' - 20'					
18						

WATER LEVEL DATA			BOTTOM OF	BOTTOM OF	GROUNDWATER
DATE	TIME	ELAPSED TIME	CASING	BORING	ENCOUNTERED
				10.3'	8.3'

NOTES:
Well set with 5.0' of screen from 5.3' to 10.3' BGS
Sand filter pack from 3.0' to 10.3' BGS, Bentonite to surface

GENERAL NOTES
1) STRATIFICATION LINES REPRESENT APPROXIMATE BOUNDARY BETWEEN SOIL TYPES, TRANSITIONS MAY BE GRADUAL.
2) WATER LEVEL READINGS HAVE BEEN MADE AT TIMES AND UNDER CONDITIONS STATED, FLUCTUATIONS OF GROUNDWATER
3) Abbreviations
and = 35 to 50 %
some = 20 to 35%
little = 10 to 20%
trace = 1 to 10%
c = coarse
m = medium
f = fine
vf = very fine
BGS = Below the Ground Surface
NA = Not Applicable

BORING: **MW-6**

LABELLA Associates, P.C.

300 STATE STREET, ROCHESTER, NY
ENVIRONMENTAL ENGINEERING CONSULTANTS

PROJECT
690 Saint Paul Street
Rochester, New York
BCP Site #C828159

BORING: SG-1
SHEET 1 OF
JOB: 209280
CHKD BY: ED

CONTRACTOR: Nothnagle Drilling, Inc. BORING LOCATION: TIME: 1230 TO 1315
DRILLER: J. Swytzer GROUND SURFACE ELEVATION: DATUM:
LABELLA REPRESENTATIVE: E. Dumrese START DATE: 6/25/2010 END DATE: 6/25/10

TYPE OF DRILL RIG: Track Mounted Geoprobe Model 6610DT
AUGER SIZE AND TYPE: NA
OVERBURDEN SAMPLING METHOD: Direct Push
DRIVE SAMPLER TYPE: 4-foot Macrocore
INSIDE DIAMETER: ~1.8-Inch
OTHER:

DEPTH	SAMPLE NO AND DEPTH	SAMPLE RECOVERY	STRATA CHANGE	VISUAL CLASSIFICATION	PID FIELD SCREEN (PPM)	LUDLUM FIELD SCREEN (µREM/H)
0	S-1 0' to 4'	3.3'	0.0'	Asphalt		20
			0.6'	Crushed Gravel	0.0	
			0.9'	Light brown, SILT, some mf Sand, moist, no odor		
2					0.0	22
4	S-2 4' - 8'	4.0'	4.0'	As above, moist, no odor	5.3	15
6					0.0	12
8	S-3 8' - 12'	2.5'	8.0'	As above, moist, no odor	0.0	18
10				*Refusal @ 10.0' BGS*		
12	S-4 12' - 16'					
14						
16	S-5 16' - 20'					
18						

WATER LEVEL DATA			BOTTOM OF CASING	BOTTOM OF BORING	GROUNDWATER ENCOUNTERED
DATE	TIME	ELAPSED TIME			
				10.0'	No

NOTES:

GENERAL NOTES
1) STRATIFICATION LINES REPRESENT APPROXIMATE BOUNDARY BETWEEN SOIL TYPES, TRANSITIONS MAY BE GRADUAL.
2) WATER LEVEL READINGS HAVE BEEN MADE AT TIMES AND UNDER CONDITIONS STATED, FLUCTUATIONS OF GROUNDWATER
3) Abbreviations
and = 35 to 50 %
some = 20 to 35%
little = 10 to 20%
trace = 1 to 10%
c = coarse
m = medium
f = fine
vf = very fine
BGS = Below the Ground Surface
NA = Not Applicable

BORING: SG-1

LABELLA Associates, P.C.

300 STATE STREET, ROCHESTER, NY
ENVIRONMENTAL ENGINEERING CONSULTANTS

PROJECT
690 Saint Paul Street
Rochester, New York
BCP Site #C828159

BORING: SG-2
SHEET 1 OF
JOB: 209280
CHKD BY: ED

CONTRACTOR: Nothnagle Drilling, Inc. BORING LOCATION: TIME: 1050 TO 1145
DRILLER: J. Swytzer GROUND SURFACE ELEVATION: DATUM:
LABELLA REPRESENTATIVE: E. Dumrese START DATE: 6/24/2010 END DATE: 6/24/10

TYPE OF DRILL RIG: Track Mounted Geoprobe Model 6610DT DRIVE SAMPLER TYPE: 4-foot Macrocore
AUGER SIZE AND TYPE: NA INSIDE DIAMETER: ~1.8-Inch
OVERBURDEN SAMPLING METHOD: Direct Push OTHER:

DEPTH	SAMPLE NO. AND DEPTH	SAMPLE RECOVERY	STRATA CHANGE	VISUAL CLASSIFICATION	PID FIELD SCREEN (PPM)	LUDLUM FIELD SCREEN (µREM/H)
0	S-1 0' to 4'	1.8'	0.0'	Asphalt		12
			0.6'	Crushed Gravel	0.0	
			0.9'	Light brown, mf SAND, little Silt and crushed Gravel, moist, no odor		
2					0.0	17
4	S-2 4' - 8'	3.0'	4.0'	As above, moist, no odor	5.3	12
6			6.0'	As above, wet, no odor	0.0	12
				Refusal @ 7.4' BGS		
8	S-3 8' - 12'					
10						
12	S-4 12' - 16'					
14						
16	S-5 16' - 20'					
18						

WATER LEVEL DATA			BOTTOM OF CASING	BOTTOM OF BORING	GROUNDWATER ENCOUNTERED
DATE	TIME	ELAPSED TIME			
				7.4'	6.0'

NOTES:

GENERAL NOTES
1) STRATIFICATION LINES REPRESENT APPROXIMATE BOUNDARY BETWEEN SOIL TYPES, TRANSITIONS MAY BE GRADUAL.
2) WATER LEVEL READINGS HAVE BEEN MADE AT TIMES AND UNDER CONDITIONS STATED, FLUCTUATIONS OF GROUNDWATER
3) Abbreviations and = 35 to 50 % c = coarse
some = 20 to 35% m = medium BGS = Below the Ground Surface
little = 10 to 20% f = fine NA = Not Applicable
trace = 1 to 10% vf = very fine

BORING: SG-2

LABELLA Associates, P.C.

300 STATE STREET, ROCHESTER, NY
ENVIRONMENTAL ENGINEERING CONSULTANTS

PROJECT
690 Saint Paul Street
Rochester, New York
BCP Site #C828159

BORING: SG-3
SHEET 1 OF
JOB: 209280
CHKD BY: ED

CONTRACTOR: Nothnagle Drilling, Inc. BORING LOCATION: TIME: 950 TO 1030
DRILLER: J. Swytzer GROUND SURFACE ELEVATION: DATUM:
LABELLA REPRESENTATIVE: E. Dumrese START DATE: 6/24/2010 END DATE: 6/24/10

TYPE OF DRILL RIG: Track Mounted Geoprobe Model 6610DT
AUGER SIZE AND TYPE: NA
OVERBURDEN SAMPLING METHOD: Direct Push
DRIVE SAMPLER TYPE: 4-foot Macrocore
INSIDE DIAMETER: ~1.8-Inch
OTHER:

DEPTH	SAMPLE NO AND DEPTH	SAMPLE RECOVERY	STRATA CHANGE	VISUAL CLASSIFICATION	PID FIELD SCREEN (PPM)	LUDLUM FIELD SCREEN (µREM/H)
0	S-1 0' to 4'	1.3'	0.0'	Asphalt		20
				FILL MATERIALS		
			0.6'	Black , cinders, coals, moist, no odor	0.0	
2					0.0	7
				NATIVE SOIL		
			3.1'	Light brown, SILT, some mf Sand, moist, no odor		
4	S-2 4' - 8'	2.3'	4.0'	As above, moist, no odor	0.0	11
			5.5'	As above, wet, no odor		
6				*Refusal @ 6.0' BGS*	0.0	10
8	S-3 8' - 12'					
10						
12	S-4 12' - 16'					
14						
16	S-5 16' - 20'					
18						

WATER LEVEL DATA			BOTTOM OF	BOTTOM OF	GROUNDWATER
DATE	TIME	ELAPSED TIME	CASING	BORING	ENCOUNTERED
				6.0'	5.5'

NOTES:

GENERAL NOTES
1) STRATIFICATION LINES REPRESENT APPROXIMATE BOUNDARY BETWEEN SOIL TYPES, TRANSITIONS MAY BE GRADUAL.
2) WATER LEVEL READINGS HAVE BEEN MADE AT TIMES AND UNDER CONDITIONS STATED, FLUCTUATIONS OF GROUNDWATER
3) Abbreviations
and = 35 to 50 %
some = 20 to 35%
little = 10 to 20%
trace = 1 to 10%
c = coarse
m = medium
f = fine
vf = very fine
BGS = Below the Ground Surface
NA = Not Applicable

BORING: SG-3

LABELLA Associates, P.C.

300 STATE STREET, ROCHESTER, NY
ENVIRONMENTAL ENGINEERING CONSULTANTS

PROJECT
690 Saint Paul Street
Rochester, New York
BCP Site #C828159

BORING: SG-4
SHEET 1 OF
JOB: 209280
CHKD BY: ED

CONTRACTOR: Nothnagle Drilling, Inc. BORING LOCATION: TIME: 815 TO 920
DRILLER: J. Swytzer GROUND SURFACE ELEVATION: DATUM:
LABELLA REPRESENTATIVE: E. Dumrese START DATE: 6/25/2010 END DATE: 6/25/10

TYPE OF DRILL RIG: Track Mounted Geoprobe Model 6610DT
AUGER SIZE AND TYPE: NA
OVERBURDEN SAMPLING METHOD: Direct Push
DRIVE SAMPLER TYPE: 4-foot Macrocore
INSIDE DIAMETER: ~1.8-Inch
OTHER:

DEPTH	SAMPLE NO AND DEPTH	SAMPLE RECOVERY	STRATA CHANGE	VISUAL CLASSIFICATION	PID FIELD SCREEN (PPM)	LUDLUM FIELD SCREEN (µREM/H)
0	S-1 0' to 4'	1.8'	0.0'	Asphalt		9
			0.4'	Brown, mf SAND and SILT, moist, no odor	0.0	
2					0.0	11
4	S-2 4' - 8'	4.0'	4.0'	As above, moist, no odor	0.0	9
			5.9'	As above, wet, no odor		
6					0.0	8
8	S-3 8' - 12'			*Refusal @ 8.0' BGS*		
10						
12	S-4 12' - 16'					
14						
16	S-5 16' - 20'					
18						

WATER LEVEL DATA			BOTTOM OF CASING	BOTTOM OF BORING	GROUNDWATER ENCOUNTERED
DATE	TIME	ELAPSED TIME			
				8.0'	5.9'

NOTES:

GENERAL NOTES
1) STRATIFICATION LINES REPRESENT APPROXIMATE BOUNDARY BETWEEN SOIL TYPES, TRANSITIONS MAY BE GRADUAL.
2) WATER LEVEL READINGS HAVE BEEN MADE AT TIMES AND UNDER CONDITIONS STATED, FLUCTUATIONS OF GROUNDWATER
3) Abbreviations
and = 35 to 50 %
some = 20 to 35%
little = 10 to 20%
trace = 1 to 10%
c = coarse
m = medium
f = fine
vf = very fine
BGS = Below the Ground Surface
NA = Not Applicable

BORING: SG-4

LABELLA Associates, P.C.

300 STATE STREET, ROCHESTER, NY
ENVIRONMENTAL ENGINEERING CONSULTANTS

PROJECT
690 Saint Paul Street
Rochester, New York
BCP Site #C828159

BORING: SG-5
SHEET 1 OF
JOB: 209280
CHKD BY: ED

CONTRACTOR: Nothnagle Drilling, Inc. BORING LOCATION: TIME: 1345 TO 1400
DRILLER: J. Swytzer GROUND SURFACE ELEVATION: DATUM:
LABELLA REPRESENTATIVE: E. Dumrese START DATE: 6/22/2010 END DATE: 6/22/10

TYPE OF DRILL RIG: Track Mounted Geoprobe Model 6610DT
AUGER SIZE AND TYPE: NA
OVERBURDEN SAMPLING METHOD: Direct Push
DRIVE SAMPLER TYPE: 4-foot Macrocore
INSIDE DIAMETER: ~1.8-Inch
OTHER:

DEPTH	SAMPLE NO AND DEPTH	SAMPLE RECOVERY	STRATA CHANGE	VISUAL CLASSIFICATION	PID FIELD SCREEN (PPM)	LUDLUM FIELD SCREEN (µREM/H)
0	S-1 0' to 4'	3.4'	0.0'	Asphalt		12
				FILL MATERIALS		
			0.4'	Black, coals, cinders, crushed Gravel, moist, no odor	0.0	
2					0.0	21
			3.1'	Brown, mf SAND, little Silt, moist, no odor		
4	S-2 4' - 8'	4.0'	4.0'	As above, moist, no odor	0.0	7
				NATIVE SOIL		
			4.5'	Light brown, SILT, little mf Sand, trace Clay, moist, no odor		
6					0.0	12
8	S-3 8' - 12'	3.5'	8.0'	As above, moist, no odor	0.6	10
					271	
			9.3'	Grey to black, SILT, little mf Sand, trace Clay, strong odor, satruated		
10					308	11
					171	
12	S-4 12' - 16'			*Refusal @ 12.3' BGS*		
14						
16	S-5 16' - 20'					
18						

WATER LEVEL DATA			BOTTOM OF	BOTTOM OF	GROUNDWATER
DATE	TIME	ELAPSED TIME	CASING	BORING	ENCOUNTERED
				12.3'	9.3'

NOTES:

GENERAL NOTES
1) STRATIFICATION LINES REPRESENT APPROXIMATE BOUNDARY BETWEEN SOIL TYPES, TRANSITIONS MAY BE GRADUAL.
2) WATER LEVEL READINGS HAVE BEEN MADE AT TIMES AND UNDER CONDITIONS STATED, FLUCTUATIONS OF GROUNDWATER
3) Abbreviations
and = 35 to 50 %
some = 20 to 35%
little = 10 to 20%
trace = 1 to 10%
c = coarse
m = medium
f = fine
vf = very fine
BGS = Below the Ground Surface
NA = Not Applicable

BORING: SG-5

LABELLA Associates, P.C.

300 STATE STREET, ROCHESTER, NY
ENVIRONMENTAL ENGINEERING CONSULTANTS

PROJECT
690 Saint Paul Street
Rochester, New York
BCP Site #C828159

BORING: SG-6
SHEET 1 OF
JOB: 209280
CHKD BY: ED

CONTRACTOR: Nothnagle Drilling, Inc. BORING LOCATION: TIME: 1130 TO 1230
DRILLER: J. Swytzer GROUND SURFACE ELEVATION: DATUM:
LABELLA REPRESENTATIVE: E. Dumrese START DATE: 6/22/2010 END DATE: 6/22/10

TYPE OF DRILL RIG: Track Mounted Geoprobe Model 6610DT
AUGER SIZE AND TYPE: NA
OVERBURDEN SAMPLING METHOD: Direct Push
DRIVE SAMPLER TYPE: 4-foot Macrocore
INSIDE DIAMETER: ~1.8-Inch
OTHER:

DEPTH	SAMPLE NO AND DEPTH	SAMPLE RECOVERY	STRATA CHANGE	VISUAL CLASSIFICATION	PID FIELD SCREEN (PPM)	LUDLUM FIELD SCREEN (µREM/H)
0	S-1 0' to 4'	3.1'	0.0'	Asphalt		11
				FILL MATERIALS		
			0.4'	Black, coals, cinders, crushed Gravel, moist, no odor	0.0	
2					0.0	10
			3.9'	Light brown, c SAND, moist, no odor		
4	S-2 4' - 8'	3.3'	4.0'	As above, moist, no odor	0.0	19
6					0.0	20
8	S-3 8' - 12'	2.9'	8.0'	As above, moist, no odor	0.0	11
10					0.0	10
				Refusal @ 10.3' BGS		
12	S-4 12' - 16'					
14						
16	S-5 16' - 20'					
18						

WATER LEVEL DATA			BOTTOM OF	BOTTOM OF	GROUNDWATER
DATE	TIME	ELAPSED TIME	CASING	BORING	ENCOUNTERED
				10.3'	No

NOTES:

GENERAL NOTES
1) STRATIFICATION LINES REPRESENT APPROXIMATE BOUNDARY BETWEEN SOIL TYPES, TRANSITIONS MAY BE GRADUAL.
2) WATER LEVEL READINGS HAVE BEEN MADE AT TIMES AND UNDER CONDITIONS STATED, FLUCTUATIONS OF GROUNDWATER
3) Abbreviations
and = 35 to 50 %
some = 20 to 35%
little = 10 to 20%
trace = 1 to 10%
c = coarse
m = medium
f = fine
vf = very fine
BGS = Below the Ground Surface
NA = Not Applicable

BORING: SG-6

LABELLA Associates, P.C.

300 STATE STREET, ROCHESTER, NY
ENVIRONMENTAL ENGINEERING CONSULTANTS

TEST BORING LOG

690 Saint Paul Street
Rochester, New York
BCP Site #C828159
IRM - AOCs #2 & #6

BORING: **WC-GP-01**
SHEET 1 OF 1
JOB: **209280**
CHKD BY:

CONTRACTOR: OpTech
DRILLER: Mike and Luke
LABELLA REPRESENTATIVE: J. Gillen
BORING LOCATION: AOC #2
GROUND SURFACE ELEVATION:
START DATE: 7/6/2012
END DATE: 7/6/2012
TIME: TO
DATUM:

TYPE OF DRILL RIG: 6620 DT Geoprobe
AUGER SIZE AND TYPE: Macrocore
OVERBURDEN SAMPLING METHOD: Direct Push
DRIVE SAMPLER TYPE:
INSIDE DIAMETER: ~1.8-Inch
OTHER:

DEPTH	SAMPLE NO. AND DEPTH	SAMPLE RECOVERY	STRATA CHANGE	VISUAL CLASSIFICATION	PID FIELD SCREEN (PPM)	REMARKS
0			1"	Asphalt/gravel/brick	0.0	
		1.5'		Brown SILTY SAND, some fine gravel, moist		
2					0.0	
				Refusal at 3' - Concrete		
4						
6						
8						
10						
12						
14						
16						
18						

WATER LEVEL DATA			BOTTOM OF	BOTTOM OF	GROUNDWATER
DATE	TIME	ELAPSED TIME	CASING	BORING	ENCOUNTERED
				-Ft.	

NOTES:
1st attempt at boring - same profile as above, refusal at 3'; ~5' to west of this boring

GENERAL NOTES

1) STRATIFICATION LINES REPRESENT APPROXIMATE BOUNDARY BETWEEN SOIL TYPES, TRANSITIONS MAY BE GRADUAL.

2) WATER LEVEL READINGS HAVE BEEN MADE AT TIMES AND UNDER CONDITIONS STATED, FLUCTUATIONS OF GROUNDWATER

3) Abbreviations

and = 35 to 50 %	c = coarse	
some = 20 to 35%	m = medium	BGS = Below the Ground Surface
little = 10 to 20%	f = fine	NA = Not Applicable
trace = 1 to 10%	vf = very fine	

BORING: **WC-GP-01**

LABELLA Associates, P.C.

300 STATE STREET, ROCHESTER, NY
ENVIRONMENTAL ENGINEERING CONSULTANTS

TEST BORING LOG

690 Saint Paul Street
Rochester, New York
BCP Site #C828159
IRM - AOCs #2 & #6

BORING: **WC-GP-02**
SHEET 1 OF 1
JOB: **209280**
CHKD BY:

CONTRACTOR: OpTech
DRILLER: Mike and Luke
LABELLA REPRESENTATIVE: J. Gillen
BORING LOCATION: AOC #2 - approx. 1' South of SB-27
GROUND SURFACE ELEVATION:
START DATE: 7/6/2012
END DATE: 7/6/2012
TIME: TO
DATUM:

TYPE OF DRILL RIG: 6620 DT Geoprobe
AUGER SIZE AND TYPE: Macrocore
OVERBURDEN SAMPLING METHOD: Direct Push
DRIVE SAMPLER TYPE:
INSIDE DIAMETER: ~1.8-Inch
OTHER:

DEPTH	SAMPLE NO. AND DEPTH	SAMPLE RECOVERY	STRATA CHANGE	VISUAL CLASSIFICATION	PID FIELD SCREEN (PPM)	REMARKS
0		8"		Asphalt, coarse gravel, crushed brick	0.0	
2						
				Refusal at 3'		
4						
6						
8						
10						
12						
14						
16				First attempt: ~2' West of SB-27, refusal at 3' Second attempt: ~1' West of SB-27, refusal at 3' Third attempt: ~1' East of SB-27, refusal at 3'		
18						

WATER LEVEL DATA			BOTTOM OF CASING	BOTTOM OF BORING	GROUNDWATER ENCOUNTERED
DATE	TIME	ELAPSED TIME			
				-Ft.	

NOTES:

GENERAL NOTES

1) STRATIFICATION LINES REPRESENT APPROXIMATE BOUNDARY BETWEEN SOIL TYPES, TRANSITIONS MAY BE GRADUAL.

2) WATER LEVEL READINGS HAVE BEEN MADE AT TIMES AND UNDER CONDITIONS STATED, FLUCTUATIONS OF GROUNDWATER

3) Abbreviations

and = 35 to 50 %	c = coarse	
some = 20 to 35%	m = medium	BGS = Below the Ground Surface
little = 10 to 20%	f = fine	NA = Not Applicable
trace = 1 to 10%	vf = very fine	

BORING: **WC-GP-02**

LABELLA Associates, P.C.

300 STATE STREET, ROCHESTER, NY
ENVIRONMENTAL ENGINEERING CONSULTANTS

TEST BORING LOG

690 Saint Paul Street
Rochester, New York
BCP Site #C828159
IRM - AOCs #2 & #6

BORING: **WC-GP-03**
SHEET 1 OF 1
JOB: **209280**
CHKD BY:

CONTRACTOR: OpTech
DRILLER: Mike and Luke
LABELLA REPRESENTATIVE: J. Gillen
BORING LOCATION: AOC #2
GROUND SURFACE ELEVATION:
START DATE: 7/6/2012
END DATE: 7/6/2012
TIME: TO
DATUM:

TYPE OF DRILL RIG: 6620 DT Geoprobe
AUGER SIZE AND TYPE: Macrocore
OVERBURDEN SAMPLING METHOD: Direct Push
DRIVE SAMPLER TYPE:
INSIDE DIAMETER: ~1.8-Inch
OTHER:

DEPTH	SAMPLE NO. AND DEPTH	SAMPLE RECOVERY	STRATA CHANGE	VISUAL CLASSIFICATION	PID FIELD SCREEN (PPM)	REMARKS
0		22"	12"	Crushed asphalt and fine gravel, little brown SAND	0.0	
2				Crushed coarse gravel, light gray	0.0	
4		6"	4'4"	Crushed asphalt, coarse gravel	0.0	
				Brown SILTY CLAY, moist, some fine gravel	0.0	
6				Refusal at 5.5'		
8						
10						
12						
14						
16						
18						

WATER LEVEL DATA			BOTTOM OF	BOTTOM OF	GROUNDWATER
DATE	TIME	ELAPSED TIME	CASING	BORING	ENCOUNTERED
				-Ft.	

NOTES:

GENERAL NOTES

1) STRATIFICATION LINES REPRESENT APPROXIMATE BOUNDARY BETWEEN SOIL TYPES, TRANSITIONS MAY BE GRADUAL.

2) WATER LEVEL READINGS HAVE BEEN MADE AT TIMES AND UNDER CONDITIONS STATED, FLUCTUATIONS OF GROUNDWATER

3) Abbreviations

and = 35 to 50 %	c = coarse	
some = 20 to 35%	m = medium	BGS = Below the Ground Surface
little = 10 to 20%	f = fine	NA = Not Applicable
trace = 1 to 10%	vf = very fine	

BORING: **WC-GP-03**

LABELLA Associates, P.C.

300 STATE STREET, ROCHESTER, NY
ENVIRONMENTAL ENGINEERING CONSULTANTS

TEST BORING LOG

690 Saint Paul Street
Rochester, New York
BCP Site #C828159
IRM - AOCs #2 & #6

BORING: **WC-GP-04**
SHEET 1 OF 1
JOB: **209280**
CHKD BY:

CONTRACTOR: OpTech
DRILLER: Mike and Luke
LABELLA REPRESENTATIVE: J. Gillen
BORING LOCATION:
GROUND SURFACE ELEVATION:
START DATE: 7/6/2012
END DATE: 7/6/2012
TIME: TO
DATUM:

TYPE OF DRILL RIG: 6620 DT Geoprobe
AUGER SIZE AND TYPE: Macrocore
OVERBURDEN SAMPLING METHOD: Direct Push
DRIVE SAMPLER TYPE:
INSIDE DIAMETER: ~1.8-Inch
OTHER:

DEPTH	SAMPLE NO. AND DEPTH	SAMPLE RECOVERY	STRATA CHANGE	VISUAL CLASSIFICATION	PID FIELD SCREEN (PPM)	REMARKS
0		18"	3"	Crushed concrete, little asphalt	0.0	
2				Crushed asphalt and coarse gravel	0.0	
4					0.0	
6		24"	4'3"	Crushed asphalt and coarse gravel	0.0	
				Brown/orange CLAYEY SILT, trace fine SAND, little fine gravel, moist	0.0	
8			7'9"		0.0	
				Coarse gravel, some coarse SAND, dry	0.0	
10	WC-IRM-01 9'-11.5'	36'	8'8"	Coarse gravel, some coarse SAND, dry	0.0	
			9'4"	Tan SANDY SILT, little fine gravel, moist, slight petroleum odor	0.0	
					0.2	
				Brown SILT and coarse gravel, little fine SAND, petroleum odor, dry	46.5	
					144	
12			11'8"		12.4	
				Brown SILT and coarse gravel, little fine SAND, petroleum odor, wet	0.0	
		12"	12'6"	Brown/black CLAYEY SILT and crushed asphalt, wet, petro odor	19.8	
				Brown coarse gravel, some coarse SAND, wet, petro odor	10.5	
14				Refusal at 13'		
16						
18						

WATER LEVEL DATA			BOTTOM OF CASING	BOTTOM OF BORING	GROUNDWATER ENCOUNTERED
DATE	TIME	ELAPSED TIME			
				-Ft.	

NOTES:

GENERAL NOTES

1) STRATIFICATION LINES REPRESENT APPROXIMATE BOUNDARY BETWEEN SOIL TYPES, TRANSITIONS MAY BE GRADUAL.

2) WATER LEVEL READINGS HAVE BEEN MADE AT TIMES AND UNDER CONDITIONS STATED, FLUCTUATIONS OF GROUNDWATER

3) Abbreviations

and = 35 to 50 %	c = coarse	
some = 20 to 35%	m = medium	BGS = Below the Ground Surface
little = 10 to 20%	f = fine	NA = Not Applicable
trace = 1 to 10%	vf = very fine	

BORING: **WC-GP-04**

LABELLA Associates, P.C.

300 STATE STREET, ROCHESTER, NY
ENVIRONMENTAL ENGINEERING CONSULTANTS

TEST BORING LOG

690 Saint Paul Street
Rochester, New York
BCP Site #C828159
IRM - AOCs #2 & #6

BORING: **WC-GP-05**
SHEET 1 OF 1
JOB: **209280**
CHKD BY:

CONTRACTOR: OpTech
DRILLER: Mike and Luke
LABELLA REPRESENTATIVE: J. Gillen
BORING LOCATION: AOC #2
GROUND SURFACE ELEVATION:
START DATE: 7/6/2012
END DATE: 7/6/2012
TIME: TO
DATUM:

TYPE OF DRILL RIG: 6620 DT Geoprobe
AUGER SIZE AND TYPE: Macrocore
OVERBURDEN SAMPLING METHOD: Direct Push
DRIVE SAMPLER TYPE:
INSIDE DIAMETER: ~1.8-Inch
OTHER:

DEPTH	SAMPLE NO. AND DEPTH	SAMPLE RECOVERY	STRATA CHANGE	VISUAL CLASSIFICATION	PID FIELD SCREEN (PPM)	REMARKS
0			2'	Crushed asphalt and coarse gravel	0.0	
		12"		Brown CLAYEY SILT, little fine SAND, little fine gravel, moist	0.0	
2			3'			
				Crushed brick	0.0	
			3.5'	Crushed concrete	0.0	
4			4'8"	Crushed concrete	0.0	
				Brown CLAYEY SILT, moist, trace fine gravel	0.0	
		24"	5'			
6				Brown/gray CLAYEY SILT, moist, trace fine gravel, trace crushed brick	0.0	
			7.5'		0.0	
8			8'8"	Brown/gray CLAYEY SILT, moist, trace fine gravel, trace crushed brick, petro odor	12.3 17.1	
	WC-IRM-02 9'-11'	42"			165	
10				Brown coarse SAND and fine gravel, some coarse gravel, little brown SILT, dry, petro odor	745 1,282	
					62.5	
12				Refusal at 11.5'		
14						
16						
18						

WATER LEVEL DATA			BOTTOM OF CASING	BOTTOM OF BORING	GROUNDWATER ENCOUNTERED
DATE	TIME	ELAPSED TIME			
				-Ft.	

NOTES:

GENERAL NOTES

1) STRATIFICATION LINES REPRESENT APPROXIMATE BOUNDARY BETWEEN SOIL TYPES, TRANSITIONS MAY BE GRADUAL.

2) WATER LEVEL READINGS HAVE BEEN MADE AT TIMES AND UNDER CONDITIONS STATED, FLUCTUATIONS OF GROUNDWATER

3) Abbreviations

and = 35 to 50 %	c = coarse	
some = 20 to 35%	m = medium	BGS = Below the Ground Surface
little = 10 to 20%	f = fine	NA = Not Applicable
trace = 1 to 10%	vf = very fine	

BORING: **WC-GP-05**

LABELLA Associates, P.C.

300 STATE STREET, ROCHESTER, NY
ENVIRONMENTAL ENGINEERING CONSULTANTS

TEST BORING LOG

690 Saint Paul Street
Rochester, New York
BCP Site #C828159
IRM - AOCs #2 & #6

BORING: **WC-GP-06**
SHEET 1 OF 1
JOB: **209280**
CHKD BY:

CONTRACTOR: OpTech
DRILLER: Mike and Luke
LABELLA REPRESENTATIVE: J. Gillen
BORING LOCATION:
GROUND SURFACE ELEVATION:
START DATE: 7/6/2012
END DATE: 7/6/2012
TIME: TO
DATUM:

TYPE OF DRILL RIG: 6620 DT Geoprobe
AUGER SIZE AND TYPE: Macrocore
OVERBURDEN SAMPLING METHOD: Direct Push
DRIVE SAMPLER TYPE:
INSIDE DIAMETER: ~1.8-Inch
OTHER:

DEPTH	SAMPLE NO. AND DEPTH	SAMPLE RECOVERY	STRATA CHANGE	VISUAL CLASSIFICATION	PID FIELD SCREEN (PPM)	REMARKS
0			2"	Crushed concrete and asphalt	0.0	
		30"		Dark brown SILTY CLAY, moist, trace fine gravel	0.0	
2					0.0	
			3'			
4				Tan fine SAND, little SILT, little fine gravel, moist	0	
				Tan/brown CLAYEY SILT, some fine gravel, petro odor, moist	3.1 24.1	
6		46"	6.5'		1,254 644	
	WC-IRM-03 6.5'-8'			Tan/gray fine SAND, wet, little black staining, trace fine gravel, very strong petro (gasoline) odor	1,434 1,339	
8					2,686	
		0		No recovery	NA	
				Refusal at 8'2"		
10						
12						
14						
16						
18						

WATER LEVEL DATA			BOTTOM OF	BOTTOM OF	GROUNDWATER
DATE	TIME	ELAPSED TIME	CASING	BORING	ENCOUNTERED
				-Ft.	

NOTES:

GENERAL NOTES

1) STRATIFICATION LINES REPRESENT APPROXIMATE BOUNDARY BETWEEN SOIL TYPES, TRANSITIONS MAY BE GRADUAL.

2) WATER LEVEL READINGS HAVE BEEN MADE AT TIMES AND UNDER CONDITIONS STATED, FLUCTUATIONS OF GROUNDWATER

3) Abbreviations

and = 35 to 50 %	c = coarse	
some = 20 to 35%	m = medium	BGS = Below the Ground Surface
little = 10 to 20%	f = fine	NA = Not Applicable
trace = 1 to 10%	vf = very fine	

BORING: **WC-GP-06**

LABELLA Associates, P.C.

300 STATE STREET, ROCHESTER, NY

TEST BORING LOG

PROJECT:
690 Saint Paul Street
Rochester, New York

BORING: BW-5
SHEET 1 OF 2
JOB: 209280
CHKD BY: ED

CONTRACTOR: Nothnagle Drilling, Inc. | BORING LOCATION: | Time:
DRILLER: Kevin Bush | GROUND SURFACE ELEVATION | DATUM:
LABELLA REPRESENTATIVE: E. Dumrese | START DATE: 10/20/2010

TYPE OF DRILL RIG: Brainard-Kilman Rotary Drill Rig | DRIVE SAMPLER TYPE: 140 lb. hammer
AUGER SIZE AND TYPE: 6 5/8" Hollow Stem Augers | INSIDE DIAMETER:
OVERBURDEN SAMPING METHOD: Split-Spoon | OTHER:

DEPTH	SAMPLE DEPTH	Blow Counts	SAMPLE NO. AND RECOVERY	STRATA CHANGE	VISUAL CLASSIFICATION	PID FIELD SCREEN (PPM)	Radiation Meter Rdg. (µRem?)
	0.0	1		0.0'	Topsoil / Grass		
1		5	S-1	0.3'	Brown, mc SAND, little Silt and Gravel, moist, no odor	0.0	2.4
		5	0.8'				
2	2.0	4		2.0'	As above, wet @~3.4' BGS		
	2.0	2					
3		2	S-2				
		8	1.0'			270	3.5
4	4.0	15		4.0'	Crushed pink sandstone		
	4.0	24	S-3	4.5'	Black to grey, SILT and mf SAND, saturated, odor,		
5	4.9	100 / 5	0.7'	4.7'	Weathered bedrock	27.9	2.2
6					Spoon refusal and apparent top of bedrock at 4.9 ft.		
7							
8					Drilled rock socket with nominal 6" roller bit to 8.7 ft.		
9					**See page 2 for rock core log.**		
10							
11							
12							
13							
14							
15							
16							
17							
18							
19							
20							

WATER LEVEL DATA				DEPTH (FT)			NOTES:
DATE	TIME		ELASPED TIME	BOTTOM OF CASING	BOTTOM OF BORING	GROUNDWATER ENCOUNTERED	- Groundwater sample collected with hollow stem augers in place on top of socket.
				8.7-Ft.	18.7-Ft.	3.4-Ft.	- Some NAPL observed on tubing and on Groundwater during sampling.

GENERAL NOTES

1) STRATIFICATION LINES REPRESENT APPROXMATE BOUNDARY BETWEEN SOIL TYPES, TRANSITIONS MAY BE GRADUAL.
2) WATER LEVEL READINGS HAVE BEEN MADE AT TIMES AND UNDER CONDITIONS STATED, FLUCTUATIONS OF GROUNDWATER MAY OCCURE DUE TO OTHER FACTORS THAN THOSE PRESENT AT THE TIME MEASUREMENTS WERE MADE

LABELLA Associates, P.C.

300 STATE STREET, ROCHESTER, NY

ROCK CORE LOG

PROJECT:
690 Saint Paul Street
Rochester, New York

BORING NO: BW-5
SHEET 2 OF 2
PROJECT NO: 209280

CONTRACTOR: Nothnagle drilling
DRILLER: K. Bush
RIG TYPE: Brainard-Kilman Rotary Drill Rig
CSG TYPE/DIAM:
BORING LOCATION:
GRD SURF ELEVATION:
DATUM:
CORE BARREL TYPE / DIAMETER:
START DATE: 10/20/10
FINISH DATE: 10/21/10
LABELLA REP: E. Dumrese

Depth (ft.)	Drill Rate (min per ft)	Core Run No. / Depth	Recovery (in / %)	RQD (1) (in / %)	Weathering	Strata Change (Depth in ft)	Visual Classification and Remarks	Other Data
8							**See Page 1 for Soil Boring Log** **Began coring at 8.7 ft.**	
9 10 11 12 13		8.7 **R1** 13.7	60" 100%	9" 15%	Slight - Moderate		Medium gray, fine-grained, medium to thin bedded, siliceous **Dolostone,** with dark gray to black argillaceous partings, and frequent pits and vugs. Secondary crystallization in some partings and vugs. - DECEW DOLOSTONE- - Closely Spaced Bedding plane joints 8.7-10.0, 11.2-13.0 - High angle fractures 8.7-8.9, 10.3-10.4, 11.3-11.5 and 12.0-12.1 ft.	
14 15 16 17 18		13.7 **R2** 18.8	61" 100%	42" 69%	Slight		R2 - Same - small vugs at 14.1, 14.6 and 16.2	
19 20							**Bottom of Boring at 18.7' BGS** **Completed as Open Rock Well**	

WATER LEVEL DATA

DATE	TIME	ELAPSED TIME	DEPTH (FT) BOTTOM OF CASING	DEPTH (FT) BOTTOM OF BORING	DEPTH (FT) WATER LEVEL
10/22/2010	8:00	16 hrs.	8.7-Ft.	18.7-Ft.	8.28-Ft.

OTHER REMARKS
Lost ~2 gal. water

GENERAL NOTES
1) For runs with greater than 100% recovery, RQD is computed using total core recovered.
2) Measured water levels may not represent actual groundwater levels.

* - Free product observed on water level meter

LABELLA Associates, P.C.

300 STATE STREET, ROCHESTER, NY

TEST BORING LOG

PROJECT:
690 Saint Paul Street
Rochester, New York

BORING: BW-6
SHEET 1 OF 2
JOB: 209280
CHKD BY: ED

CONTRACTOR: Nothnagle Drilling, Inc.
DRILLER: Kevin Bush
LABELLA REPRESENTATIVE: E. Dumrese

BORING LOCATION:
GROUND SURFACE ELEVATION
START DATE: 10/21/2010

Time:
DATUM:

TYPE OF DRILL RIG: Brainard-Kilman Rotary Drill Rig
AUGER SIZE AND TYPE: 6 5/8" Hollow Stem Augers
OVERBURDEN SAMPING METHOD: Split-Spoon

DRIVE SAMPLER TYPE: 140 lb. hammer
INSIDE DIAMETER:
OTHER:

DEPTH	SAMPLE DEPTH	Blow Counts	SAMPLE NO. AND RECOVERY	STRATA CHANGE	VISUAL CLASSIFICATION	PID FIELD SCREEN (PPM)	Radiation Meter Rdg. (µRem?)
	0.0	NA		0.0'	Concrete		
1		NA	S-1	0.6'	Brown, SILT, little mf Sand and Gravel, moist, no odor	0.0	1.4
		NA	2.8'				
2	2.0	NA		2.0'			
	2.0	NA					
3		NA	S-2				
		NA				0.0	1.4
4	4.0	NA		4.0'	Spoon refusal and apparent top of bedrock at 4.0 ft.		
5					Drilled rock socket with nominal 6" roller bit to 4.5 ft.		
6					**See page 2 for rock core log.**		
7							
8							
9							
10							
11							
12							
13							
14							
15							
16							
17							
18							
19							
20							

NOTES:

WATER LEVEL DATA				DEPTH (FT)		
DATE	TIME		ELASPED TIME	BOTTOM OF CASING	BOTTOM OF BORING	GROUNDWATER ENCOUNTERED
				4.5-Ft.	14.5-Ft.	Not Encountered

GENERAL NOTES

1) STRATIFICATION LINES REPRESENT APPROXMATE BOUNDARY BETWEEN SOIL TYPES, TRANSITIONS MAY BE GRADUAL.
2) WATER LEVEL READINGS HAVE BEEN MADE AT TIMES AND UNDER CONDITIONS STATED, FLUCTUATIONS OF GROUNDWATER MAY OCCURE DUE TO OTHER FACTORS THAN THOSE PRESENT AT THE TIME MEASUREMENTS WERE MADE

LABELLA Associates, P.C.

300 STATE STREET, ROCHESTER, NY

ROCK CORE LOG

PROJECT:
690 Saint Paul Street
Rochester, New York

BORING NO: BW-6
SHEET 2 OF 2
PROJECT NO: 209280

CONTRACTOR: Nothnagle drilling
DRILLER: K. Bush
RIG TYPE: Diedrich Drill, Inc. - D-25 Skid Rig
CSG TYPE/DIAM:
BORING LOCATION:
GRD SURF ELEVATION:
DATUM:
CORE BARREL TYPE / DIAMETER:
START DATE: 10/21/10
FINISH DATE: 10/22/10
LABELLA REP: E. Dumrese

Depth (ft.)	Drill Rate (min per ft)	Core Run No. / Depth	Recovery (in / %)	RQD [1] (in / %)	Weathering	Strata Change (Depth in ft)	Visual Classification and Remarks	Other Data
1								
2							**See Page 1 for Soil Boring Log**	
3								
4								
		4.5			Severe		**Began coring at 4.5 ft.**	
5							Medium gray, fine-grained, medium to thin bedded, siliceous **Dolostone,**	
							with dark gray to black argillaceous partings, and frequent pits and vugs.	
6					Slight		Secondary crystallization in some partings and vugs.	
							- DECEW DOLOSTONE-	
7		**R1**	60"	18"				
			100%	30%	Severely		Fractured zone from 4.5'-5.2'	
8					Slight -		Irregular vertical fractures from 6.1'-6.2'	
					Moderate		Severely fractured zone from 7.1'-7.2'	
9		9.5			Moderate		Irregularly curved vertical joint from 7.3'-7.7'	
		9.5			Slight		Severely weathered seam at 8.8'	
10					Moderate			
11								
12		**R2**	56"	40"				
			93%	67%	Slight			
13								
14		14.5						
15							**Bottom of Boring at 14.5' BGS**	
							Completed as Open Rock Well	
16								
17								
18								
19								
20								

WATER LEVEL DATA

DATE	TIME	ELAPSED TIME	DEPTH (FT) BOTTOM OF CASING	DEPTH (FT) BOTTOM OF BORING	WATER LEVEL
			4.5-Ft.	14.5-Ft.	

OTHER REMARKS

GENERAL NOTES

1) For runs with greater than 100% recovery, RQD is computed using total core recovered.

2) Measured water levels may not represent actual groundwater levels.

LABELLA Associates, P.C.

300 STATE STREET, ROCHESTER, NY

TEST BORING LOG

PROJECT:
690 Saint Paul Street
Rochester, New York

BORING: BW-7
SHEET 1 OF 2
JOB: 209280
CHKD BY: ED

CONTRACTOR: Nothnagle Drilling, Inc.
DRILLER: Kevin Bush
LABELLA REPRESENTATIVE: E. Dumrese

BORING LOCATION:
GROUND SURFACE ELEVATION
START DATE: 10/21/2010

Time:
DATUM:

TYPE OF DRILL RIG: Brainard-Kilman Rotary Drill Rig
AUGER SIZE AND TYPE: 6 5/8" Hollow Stem Augers
OVERBURDEN SAMPING METHOD: Split-Spoon

DRIVE SAMPLER TYPE: 140 lb. hammer
INSIDE DIAMETER:
OTHER:

DEPTH	SAMPLE DEPTH	Blow Counts	SAMPLE NO. AND RECOVERY	STRATA CHANGE	VISUAL CLASSIFICATION	PID FIELD SCREEN (PPM)	Radiation Meter Rdg. (µRem?)
	0.0	NA		0.0'	Concrete (sidewalk)		
1		NA	S-1	0.7'	Brown, SILT, some Gravel and Clay, moist, no odor	0.0	1.4
		13	0.8'				
2	2.0	14					
	2.0	18		2.0'	As above, moist, no odor	0.0	3.8
3		6	S-2				
		19	1.1'				
4	4.0	22					
	4.0	29		4.0'	As above, moist, no odor	0.0	3.9
5		9	S-3				
		14	1.2'				
6	6.0	11					
	6.0	18		6.0'	Brown, mf SAND, trace Silt, moist, no odor	0.0	11.1
7		15	S-4				
		17	1.7'				
8	8.0	40		8.0'	As above, moist, no odor		
	8.0 8.5	50 / 5	S-5	8.2'	Light brown, SILT, some c Gravel, wet, no odor	0.0	1.9
9					Spoon refusal and apparent top of bedrock at 8.5 ft.		
10							
11					Drilled rock socket with nominal 6" roller bit to 11.0 ft.		
12							
13					**See page 2 for rock core log.**		
14							
15							
16							
17							
18							
19							
20							

WATER LEVEL DATA				DEPTH (FT)			NOTES:
DATE	TIME		ELASPED TIME	BOTTOM OF CASING	BOTTOM OF BORING	GROUNDWATER ENCOUNTERED	
				11.0-Ft.	21.0-Ft.	7.0-Ft.	

GENERAL NOTES

1) STRATIFICATION LINES REPRESENT APPROXMATE BOUNDARY BETWEEN SOIL TYPES, TRANSITIONS MAY BE GRADUAL.
2) WATER LEVEL READINGS HAVE BEEN MADE AT TIMES AND UNDER CONDITIONS STATED, FLUCTUATIONS OF GROUNDWATER MAY OCCURE DUE TO OTHER FACTORS THAN THOSE PRESENT AT THE TIME MEASUREMENTS WERE MADE

LABELLA Associates, P.C.

300 STATE STREET, ROCHESTER, NY

ROCK CORE LOG

PROJECT:
690 Saint Paul Street
Rochester, New York

BORING NO: BW-7
SHEET 2 OF 2
PROJECT NO: 209280

CONTRACTOR: Nothnagle drilling
DRILLER: K. Bush
RIG TYPE: Brainard-Kilman Rotary Drill Rig
CSG TYPE/DIAM:
BORING LOCATION:
GRD SURF ELEVATION:
DATUM:
CORE BARREL TYPE / DIAMETER:
START DATE: 10/21/10
FINISH DATE: 10/22/10
LABELLA REP: E. Dumrese

Depth (ft.)	Drill Rate (min per ft)	Core Run No. / Depth	Recovery (in / %)	RQD [1] (in / %)	Weathering	Strata Change (Depth in ft)	Visual Classification and Remarks	Other Data
9							**See Page 1 for Soil Boring Log**	
10								
11							**Began coring at 11.0 ft.**	
		11.0			Slight		Medium gray, fine-grained, medium to thin bedded, siliceous **Dolostone,**	
12					Severe		with dark gray to black argillaceous partings, and frequent pits and vugs.	
					Slight -		Secondary crystallization in some partings and vugs.	
13		**R1**	53"	5"	Moderate		- DECEW DOLOSTONE-	
			88%	8%	Severe			
14					Moderate		Short fractrued zones at: 11.7', 12.5', 12.9', and 13.9'	
15							Moderate dipping joint at 14.4'	
							Very closely spaced partings from 15.7' to 17.5'	
16		16.0			Slight -			
		16.0			Moderate		Vertical joint at 17.4'	
17								
18					Moderate			
		R2	58"	22"				
19			98%	37%				
20					Slight -			
					Moderate			
21		21.0						
22							**Bottom of Boring at 21.0' BGS**	
							Completed as Open Rock Well	
23								
24								
25								
26								
27								
28								
29								

WATER LEVEL DATA

DATE	TIME	ELAPSED TIME	DEPTH (FT) BOTTOM OF CASING	DEPTH (FT) BOTTOM OF BORING	DEPTH (FT) WATER LEVEL
			11.0-Ft.	21.0-Ft.	

OTHER REMARKS

GENERAL NOTES

1) For runs with greater than 100% recovery, RQD is computed using total core recovered.

2) Measured water levels may not represent actual groundwater levels.

LABELLA Associates, P.C.

300 STATE STREET, ROCHESTER, NY

TEST BORING LOG

PROJECT:
690 Saint Paul Street
Rochester, New York

BORING: BW-8
SHEET 1 OF 2
JOB: 209280
CHKD BY: ED

CONTRACTOR: Nothnagle Drilling, Inc.
DRILLER: Kevin Bush
LABELLA REPRESENTATIVE: E. Dumrese

BORING LOCATION:
GROUND SURFACE ELEVATION
START DATE: 10/19/2010

Time:
DATUM:

TYPE OF DRILL RIG: Brainard-Kilman Rotary Drill Rig
AUGER SIZE AND TYPE: 6 5/8" Hollow Stem Augers
OVERBURDEN SAMPING METHOD: Split-Spoon

DRIVE SAMPLER TYPE: 140 lb. hammer
INSIDE DIAMETER:
OTHER:

DEPTH	SAMPLE DEPTH	Blow Counts	SAMPLE NO. AND RECOVERY	STRATA CHANGE	VISUAL CLASSIFICATION	PID FIELD SCREEN (PPM)	Radiation Meter Rdg. (µRem?)
	0.0	18		0.0'	Asphalt		
1		18	S-1	0.2'	Black to grey, mc SAND and GRAVEL, dry, no odor	0.0	3.0
		13	0.4'				
2	2.0	11					
	2.0	8		2.0'	As above, moist, no odor		
3		6	S-2			No recovery	No Recovery
		7	0.0'				
4	4.0	10					
	4.0	3		4.0'	Brown, SILT, trace Clay and f Sand, moist, no odor	0.1	3.9
5		6	S-3				
		10	1.6'				
6	6.0	10					
	6.0	9		6.0'	Brown, SILT, some mf Sand, trace Clay, moist, no odor	0.2	3.8
7		10	S-4				
		14	1.9'				
8	8.0	12					
	8.0	7		8.0'	Light brown, SILT, little mf Sand and Gravel, moist, no odor	5.4	3.9
9		8	S-5	9.0'	Light brown, mf SAND, little Silt, wet, no odor		
		13	1.6'				
10	10.0	20					
	10.0	40	S-6	10.0'	Brown, SILT, little mf Sand, moist, no odor	22.1	4.0
11	11.5	50 / 21	1.1'	10.9'	Weathered bedrock		
12					Spoon refusal and apparent top of bedrock at 11.5 ft.		
13							
14					Drilled rock socket with nominal 6" roller bit to 14.5 ft.		
15					**See page 2 for rock core log.**		
16							
17							
18							
19							
20							

NOTES:

WATER LEVEL DATA				DEPTH (FT)		
DATE	TIME		ELASPED TIME	BOTTOM OF CASING	BOTTOM OF BORING	GROUNDWATER ENCOUNTERED
				14.5-Ft.	24.5-Ft.	

GENERAL NOTES

1) STRATIFICATION LINES REPRESENT APPROXMATE BOUNDARY BETWEEN SOIL TYPES, TRANSITIONS MAY BE GRADUAL.
2) WATER LEVEL READINGS HAVE BEEN MADE AT TIMES AND UNDER CONDITIONS STATED, FLUCTUATIONS OF GROUNDWATER MAY OCCURE DUE TO OTHER FACTORS THAN THOSE PRESENT AT THE TIME MEASUREMENTS WERE MADE

LABELLA Associates, P.C.

300 STATE STREET, ROCHESTER, NY

ROCK CORE LOG

PROJECT:
690 Saint Paul Street
Rochester, New York

BORING NO: BW-8
SHEET 2 OF 2
PROJECT NO: 209280

CONTRACTOR: Nothnagle drilling
DRILLER: K. Bush
RIG TYPE: Brainard-Kilman Rotary Drill Rig
CSG TYPE/DIAM:
BORING LOCATION:
GRD SURF ELEVATION:
DATUM:
CORE BARREL TYPE / DIAMETER:
START DATE: 10/19/10
FINISH DATE: 10/20/10
LABELLA REP: E. Dumrese

Depth (ft.)	Drill Rate (min per ft)	Core Run No. / Depth	Recovery (in / %)	RQD [1] (in / %)	Weathering	Strata Change (Depth in ft)	Visual Classification and Remarks	Other Data
13							**See Page 1 for Soil Boring Log**	
14							**Began coring at 14.5 ft.**	
15		14.5			Slight		Medium gray, fine-grained, medium to thin bedded, siliceous **Dolostone,**	
					Moderate		with dark gray to black argillaceous partings, and frequent pits and vugs.	
16							Secondary crystallization in some partings and vugs.	
		R1		39"			- DECEW DOLOSTONE-	
17				65%				
							Highly fractured zone from 15.0' to 15.2'	
18					Slight			
							large vug at: 16.3'	
19		19.5						
20		19.5						
21								
22		**R2**		48"				
				80%	Slight			
23								
24		24.5					Low joint at: 23.0'	
25							**Bottom of Boring at 24.5' BGS**	
26							**Completed as Open Rock Well**	
27								
28								
29								
30								
31								
32								

WATER LEVEL DATA

DATE	TIME	ELAPSED TIME	DEPTH (FT) BOTTOM OF CASING	DEPTH (FT) BOTTOM OF BORING	WATER LEVEL
			14.5-Ft.	24.5-Ft.	

OTHER REMARKS

GENERAL NOTES

1) For runs with greater than 100% recovery, RQD is computed using total core recovered.

2) Measured water levels may not represent actual groundwater levels.

LABELLA Associates, P.C.

300 STATE STREET, ROCHESTER, NY
ENVIRONMENTAL ENGINEERING CONSULTANTS

TEST BORING LOG

690 Saint Paul Street
Rochester, New York
BCP Site #C828159
IRM - AOC #1: Former Oil House Area

BORING: **BW-09**
SHEET 1 OF 1
JOB: **209280**
CHKD BY:

CONTRACTOR: Nothnagle
DRILLER: Steve L.
LABELLA REPRESENTATIVE: J. Gillen
BORING LOCATION:
GROUND SURFACE ELEVATION:
START DATE: 1/17/2012
END DATE:
TIME: TO
DATUM:

TYPE OF DRILL RIG:
AUGER SIZE AND TYPE:
OVERBURDEN SAMPLING METHOD: Split Spoon
DRIVE SAMPLER TYPE:
INSIDE DIAMETER: ~6-Inch
OTHER:

DEPTH	SAMPLE BLOW COUNT	SAMPLE RECOVERY	STRATA CHANGE	VISUAL CLASSIFICATION	PID FIELD SCREEN (PPM)	REMARKS
0	3 6 7 9	14"		Brown SAND, some SILT, little pea gravel	0.0 0.0 0.0	
2						
4	6 7 6 6	8"		Brown SAND, some SILT, little pea gravel	0.0 0.0 0.0	
6	12 12 19 31	14"	5'	Brown SAND, some SILT, little pea gravel Dark brown SAND, little SILT, coarse gravel, dry	0.0 0.0 0.0 0.0	
8	9 11 16 36		7'	Fine brown SAND, trace SILT, moist, petroleum odor, dark gray staining **SAMPLE: BW-09 - 7'**	0.0 49.4 20.0 16.2	
	7 27 50		8'3" 9'	Fine brown SAND, trace SILT, moist, petroleum odor, dark gray staining Crushed rock Top of Bedrock	0.0 33.7	
10						
12						
14				Bottom of Exploration at 12'		
16						
18						

WATER LEVEL DATA			BOTTOM OF	BOTTOM OF	GROUNDWATER
DATE	TIME	ELAPSED TIME	CASING	BORING	ENCOUNTERED
1/17/2012	15:30	4:00	11.25'	12'-Ft.	10.48' bgs

NOTES:
Drilled 3' into bedrock

GENERAL NOTES

1) STRATIFICATION LINES REPRESENT APPROXIMATE BOUNDARY BETWEEN SOIL TYPES, TRANSITIONS MAY BE GRADUAL.

2) WATER LEVEL READINGS HAVE BEEN MADE AT TIMES AND UNDER CONDITIONS STATED, FLUCTUATIONS OF GROUNDWATER

3) Abbreviations

and = 35 to 50 %	c = coarse	
some = 20 to 35%	m = medium	BGS = Below the Ground Surface
little = 10 to 20%	f = fine	NA = Not Applicable
trace = 1 to 10%	vf = very fine	

BORING: **BW-09**

LABELLA Associates, P.C.

300 STATE STREET, ROCHESTER, NY
ENVIRONMENTAL ENGINEERING CONSULTANTS

TEST BORING LOG

690 Saint Paul Street
Rochester, New York
BCP Site #C828159
IRM - AOC #1: Former Oil House Area

BORING: **BW-10**
SHEET 1 OF 1
JOB: **209280**
CHKD BY:

CONTRACTOR: Nothnagle
DRILLER: Steve L.
LABELLA REPRESENTATIVE: J. Gillen
BORING LOCATION:
GROUND SURFACE ELEVATION:
START DATE: 1/17/2012
END DATE:
TIME: TO
DATUM:

TYPE OF DRILL RIG:
AUGER SIZE AND TYPE:
OVERBURDEN SAMPLING METHOD: Split Spoon
DRIVE SAMPLER TYPE:
INSIDE DIAMETER: ~6-Inch
OTHER:

DEPTH	SAMPLE BLOW COUNT	SAMPLE RECOVERY	SAMPLE STRATA CHANGE	VISUAL CLASSIFICATION	PID FIELD SCREEN (PPM)	REMARKS
0	9 10 11 19	12"		Brown fine SAND, little SILT, some coarse gravel, moist	0.0 0.0	
2					0.0	
	9 12 12 21	14"		Brown fine SAND, little SILT, some coarse gravel, wet	0.0 0.0 0.0	
4					0.0	
	8 9 9 18	14"	5'	Brown fine SAND, little SILT, some coarse gravel, wet Small amount of tar-like substance (approx. size of pea gravel)	0.0 9.6	
6					0.1	
	9 18 50	12"		Dark brown SAND, some SILT, little pea gravel, petro.odor, black stning **SAMPLE: BW-10 - 7.5'**	2.4 13.9 146.0	
			7.5'	Top of Bedrock		
8 10						
12 14 16 18				Bottom of Exploration at 11.5'		

WATER LEVEL DATA			BOTTOM OF	BOTTOM OF	GROUNDWATER
DATE	TIME	ELAPSED TIME	CASING	BORING	ENCOUNTERED
1/17/2012	15:30	1:30	11.42'	11.5'-Ft.	10.78' bgs

NOTES:
Drilled approx. 4' into rock

GENERAL NOTES

1) STRATIFICATION LINES REPRESENT APPROXIMATE BOUNDARY BETWEEN SOIL TYPES, TRANSITIONS MAY BE GRADUAL.

2) WATER LEVEL READINGS HAVE BEEN MADE AT TIMES AND UNDER CONDITIONS STATED, FLUCTUATIONS OF GROUNDWATER

3) Abbreviations

and = 35 to 50 %	c = coarse	
some = 20 to 35%	m = medium	BGS = Below the Ground Surface
little = 10 to 20%	f = fine	NA = Not Applicable
trace = 1 to 10%	vf = very fine	

BORING: **BW-10**

LABELLA Associates, P.C.

300 STATE STREET, ROCHESTER, NY
ENVIRONMENTAL ENGINEERING CONSULTANTS

TEST BORING LOG

690 Saint Paul Street
Rochester, New York
BCP Site #C828159
IRM - AOC #1: Former Oil House Area

BORING: **BW-11**
SHEET 1 OF 1
JOB: **209280**
CHKD BY:

CONTRACTOR: Nothnagle
DRILLER: Steve L.
LABELLA REPRESENTATIVE: J. Gillen
BORING LOCATION:
GROUND SURFACE ELEVATION:
START DATE: 1/18/2012
END DATE:
TIME: TO
DATUM:

TYPE OF DRILL RIG:
AUGER SIZE AND TYPE:
OVERBURDEN SAMPLING METHOD: Split Spoon
DRIVE SAMPLER TYPE:
INSIDE DIAMETER: ~6-Inch
OTHER:

DEPTH	SAMPLE BLOW COUNT	SAMPLE RECOVERY	STRATA CHANGE	VISUAL CLASSIFICATION	PID FIELD SCREEN (PPM)	REMARKS
0	Conc.		6'	Concrete slab (sidewalk)		
	4	10"			0.0	
	5			Dark brown SAND, some pea gravel, dry, no odor		
	6				0.0	
2					0.0	
	3				0.0	
	5			Dark brown SAND, some pea gravel, wet, no odor		
	7	6"			0.0	
4	7				0.0	
	55	4"		Dark brown SAND, some pea gravel, wet, no odor	0.0	
			4.5'	Top of Bedrock at 4.5'		
6						
			7.5'			
8				Bottom of Exploration at 7.5'		
10						
12						
14						
16						
18						

WATER LEVEL DATA			BOTTOM OF CASING	BOTTOM OF BORING	GROUNDWATER ENCOUNTERED
DATE	TIME	ELAPSED TIME			
1/18/2012	13:00	2:00	7.06'	7.5'-Ft.	3.03' bgs

NOTES:
Drilled 3' into bedrock

GENERAL NOTES

1) STRATIFICATION LINES REPRESENT APPROXIMATE BOUNDARY BETWEEN SOIL TYPES, TRANSITIONS MAY BE GRADUAL.

2) WATER LEVEL READINGS HAVE BEEN MADE AT TIMES AND UNDER CONDITIONS STATED, FLUCTUATIONS OF GROUNDWATER

3) Abbreviations

and = 35 to 50 %	c = coarse	
some = 20 to 35%	m = medium	BGS = Below the Ground Surface
little = 10 to 20%	f = fine	NA = Not Applicable
trace = 1 to 10%	vf = very fine	

BORING: **BW-11**

LABELLA Associates, P.C.

300 STATE STREET, ROCHESTER, NY
ENVIRONMENTAL ENGINEERING CONSULTANTS

TEST BORING LOG

690 Saint Paul Street
Rochester, New York
BCP Site #C828159
IRM - AOC #1: Former Oil House Area

BORING: **BW-12**
SHEET 1 OF 1
JOB: **209280**
CHKD BY:

CONTRACTOR: Nothnagle
DRILLER: Steve L.
LABELLA REPRESENTATIVE: J. Gillen
BORING LOCATION:
GROUND SURFACE ELEVATION:
START DATE: 1/19/2012
TIME: TO
DATUM:
END DATE:

TYPE OF DRILL RIG:
AUGER SIZE AND TYPE:
OVERBURDEN SAMPLING METHOD: Split Spoon
DRIVE SAMPLER TYPE:
INSIDE DIAMETER: ~6-Inch
OTHER:

DEPTH	SAMPLE BLOW COUNT	SAMPLE RECOVERY	STRATA CHANGE	VISUAL CLASSIFICATION	PID FIELD SCREEN (PPM)	REMARKS
0	10			Brown fine SAND, little pea gravel, dry	0.0	
	7	20"		Dark brown CLAY, some SAND, little orange staining, dry	0.0	
	9					No odor
	31			Coarse brown SAND, some pea gravel, dry	0.0	
2					0.0	
	22			Coarse brown SAND, some pea gravel, dry, no staining	0.0	
	40	20"	2'10"		0.0	
	33			Coarse brown SAND, some pea gravel, dry, no	0.7	
	22			staining, slight chemical odor	1.1	
4				**SAMPLE: BW-12 - 3.5'**	1.6	
	18			Dark brown SAND, some CLAY, little pea gravel, moist, no odor	0.0	
	27	20"			0.0	
	65				0.0	
			5.5'	Top of Bedrock	0.0	
6						
8						
				Bottom of Exploration - 8.5'		
10						
12						
14						
16						
18						

WATER LEVEL DATA			BOTTOM OF	BOTTOM OF	GROUNDWATER
DATE	TIME	ELAPSED TIME	CASING	BORING	ENCOUNTERED
1/19/2012	12:00	2:15	8.06'	8.5'-Ft.	3.45' bgs

NOTES:
Drilled 3' into bedrock

GENERAL NOTES

1) STRATIFICATION LINES REPRESENT APPROXIMATE BOUNDARY BETWEEN SOIL TYPES, TRANSITIONS MAY BE GRADUAL.

2) WATER LEVEL READINGS HAVE BEEN MADE AT TIMES AND UNDER CONDITIONS STATED, FLUCTUATIONS OF GROUNDWATER

3) Abbreviations

and = 35 to 50 %	c = coarse	
some = 20 to 35%	m = medium	BGS = Below the Ground Surface
little = 10 to 20%	f = fine	NA = Not Applicable
trace = 1 to 10%	vf = very fine	

BORING: **BW-12**

LABELLA Associates, P.C.

300 STATE STREET, ROCHESTER, NY

ROCK CORE LOG

PROJECT:
690 Saint Paul Street
Rochester, New York

BORING NO: BW-13
SHEET 2 OF 2
PROJECT NO: 209280

CONTRACTOR: Nothnagle drilling
DRILLER:
RIG TYPE:
CSG TYPE/DIAM:
BORING LOCATION:
GRD SURF ELEVATION:
DATUM:
CORE BARREL TYPE / DIAMETER:
START DATE: 05/14/12
FINISH DATE: 05/17/12
LABELLA REP: D. Riker

Depth (ft.)	Drill Rate (min per ft)	Core Run No. / Depth	Recovery (in / %)	RQD [1] (in / %)	Weathering	Strata Change (Depth in ft)	Visual Classification and Remarks	Other Data
20								
21							**Began coring at 22.0 ft.**	
22		22.0					Dark to medium gray, fine-grained, medium to thin bedded, calacreous to dolomitic mudstone.	
23							Secondary crystallization in some bedding planes and vugs.	
		R1		49			- ROCHESTER SHALE -	
24				85%	Slight			
25								
26		26.8						
27		26.8					Significant fracture at 27.7 to 27.8' - water loss	
28								
29		**R2**		51				
				85%	Slight			
30								
31		31.8						
32		31.8					Low angle fracture at 32.0'	
33								
							Infilled fracture at 33.5'	
34		**R3**		52.5				
				88%	Slight		High angle fracture at 34.8'	
35								
36		36.8						
37							**Bottom of Boring at 36.8' BGS**	
38							**Completed as Open Rock Well**	
39								

WATER LEVEL DATA

DATE	TIME	ELAPSED TIME	DEPTH (FT) BOTTOM OF CASING	DEPTH (FT) BOTTOM OF BORING	WATER LEVEL
			22	36.8	

OTHER REMARKS

GENERAL NOTES

1) For runs with greater than 100% recovery, RQD is computed using total core recovered.

2) Measured water levels may not represent actual groundwater levels.

LABELLA Associates, P.C.

300 STATE STREET, ROCHESTER, NY
ENVIRONMENTAL ENGINEERING CONSULTANTS

TEST BORING LOG

690 Saint Paul Street
Rochester, New York
BCP Site #C828159
IRM - AOC #1: Former Oil House Area

BORING: **BW-09**
SHEET 1 OF 1
JOB: **209280**
CHKD BY:

CONTRACTOR: Nothnagle
DRILLER: Steve L.
LABELLA REPRESENTATIVE: J. Gillen
BORING LOCATION:
GROUND SURFACE ELEVATION:
START DATE: 1/17/2012
END DATE:
TIME: TO
DATUM:

TYPE OF DRILL RIG:
AUGER SIZE AND TYPE:
OVERBURDEN SAMPLING METHOD: Split Spoon
DRIVE SAMPLER TYPE:
INSIDE DIAMETER: ~6-Inch
OTHER:

DEPTH	SAMPLE BLOW COUNT	SAMPLE RECOVERY	STRATA CHANGE	VISUAL CLASSIFICATION	PID FIELD SCREEN (PPM)	REMARKS
0	3 6 7 9	14"		Brown SAND, some SILT, little pea gravel	0.0 0.0 0.0	
2						
4	6 7 6 6	8"		Brown SAND, some SILT, little pea gravel	0.0 0.0 0.0	
6	12 12 19 31	14"	5'	Brown SAND, some SILT, little pea gravel Dark brown SAND, little SILT, coarse gravel, dry	0.0 0.0 0.0 0.0	
8	9 11 16 36		7'	Fine brown SAND, trace SILT, moist, petroleum odor, dark gray staining **SAMPLE: BW-09 - 7'**	0.0 49.4 20.0 16.2	
	7 27 50		8'3" 9'	Fine brown SAND, trace SILT, moist, petroleum odor, dark gray staining Crushed rock Top of Bedrock	0.0 33.7	
10						
12						
14				Bottom of Exploration at 12'		
16						
18						

WATER LEVEL DATA			BOTTOM OF	BOTTOM OF	GROUNDWATER
DATE	TIME	ELAPSED TIME	CASING	BORING	ENCOUNTERED
1/17/2012	15:30	4:00	11.25'	12'-Ft.	10.48' bgs

NOTES:
Drilled 3' into bedrock

GENERAL NOTES

1) STRATIFICATION LINES REPRESENT APPROXIMATE BOUNDARY BETWEEN SOIL TYPES, TRANSITIONS MAY BE GRADUAL.

2) WATER LEVEL READINGS HAVE BEEN MADE AT TIMES AND UNDER CONDITIONS STATED, FLUCTUATIONS OF GROUNDWATER

3) Abbreviations

and = 35 to 50 %	c = coarse	
some = 20 to 35%	m = medium	BGS = Below the Ground Surface
little = 10 to 20%	f = fine	NA = Not Applicable
trace = 1 to 10%	vf = very fine	

BORING: **BW-09**

LABELLA Associates, P.C.

300 STATE STREET, ROCHESTER, NY
ENVIRONMENTAL ENGINEERING CONSULTANTS

TEST BORING LOG

690 Saint Paul Street
Rochester, New York
BCP Site #C828159
IRM - AOC #1: Former Oil House Area

BORING: **BW-10**
SHEET 1 OF 1
JOB: **209280**
CHKD BY:

CONTRACTOR: Nothnagle
DRILLER: Steve L.
LABELLA REPRESENTATIVE: J. Gillen
BORING LOCATION:
GROUND SURFACE ELEVATION:
START DATE: 1/17/2012
END DATE:
TIME: TO
DATUM:

TYPE OF DRILL RIG:
AUGER SIZE AND TYPE:
OVERBURDEN SAMPLING METHOD: Split Spoon
DRIVE SAMPLER TYPE:
INSIDE DIAMETER: ~6-Inch
OTHER:

DEPTH	SAMPLE BLOW COUNT	SAMPLE RECOVERY	SAMPLE STRATA CHANGE	VISUAL CLASSIFICATION	PID FIELD SCREEN (PPM)	REMARKS
0	9 10 11 19	12"		Brown fine SAND, little SILT, some coarse gravel, moist	0.0 0.0	
2					0.0	
	9 12 12 21	14"		Brown fine SAND, little SILT, some coarse gravel, wet	0.0 0.0 0.0	
4					0.0	
	8 9 9 18	14"	5'	Brown fine SAND, little SILT, some coarse gravel, wet Small amount of tar-like substance (approx. size of pea gravel)	0.0 9.6	
6					0.1	
	9 18 50	12"		Dark brown SAND, some SILT, little pea gravel, petro.odor, black stning **SAMPLE: BW-10 - 7.5'**	2.4 13.9 146.0	
			7.5'	Top of Bedrock		
8 10						
12 14 16 18				Bottom of Exploration at 11.5'		

WATER LEVEL DATA			BOTTOM OF	BOTTOM OF	GROUNDWATER
DATE	TIME	ELAPSED TIME	CASING	BORING	ENCOUNTERED
1/17/2012	15:30	1:30	11.42'	11.5'-Ft.	10.78' bgs

NOTES:
Drilled approx. 4' into rock

GENERAL NOTES

1) STRATIFICATION LINES REPRESENT APPROXIMATE BOUNDARY BETWEEN SOIL TYPES, TRANSITIONS MAY BE GRADUAL.

2) WATER LEVEL READINGS HAVE BEEN MADE AT TIMES AND UNDER CONDITIONS STATED, FLUCTUATIONS OF GROUNDWATER

3) Abbreviations

and = 35 to 50 %	c = coarse	
some = 20 to 35%	m = medium	BGS = Below the Ground Surface
little = 10 to 20%	f = fine	NA = Not Applicable
trace = 1 to 10%	vf = very fine	

BORING: **BW-10**

LABELLA Associates, P.C.

300 STATE STREET, ROCHESTER, NY
ENVIRONMENTAL ENGINEERING CONSULTANTS

TEST BORING LOG

690 Saint Paul Street
Rochester, New York
BCP Site #C828159
IRM - AOC #1: Former Oil House Area

BORING: **BW-11**
SHEET 1 OF 1
JOB: **209280**
CHKD BY:

CONTRACTOR: Nothnagle
DRILLER: Steve L.
LABELLA REPRESENTATIVE: J. Gillen
BORING LOCATION:
GROUND SURFACE ELEVATION:
START DATE: 1/18/2012
END DATE:
TIME: TO
DATUM:

TYPE OF DRILL RIG:
AUGER SIZE AND TYPE:
OVERBURDEN SAMPLING METHOD: Split Spoon
DRIVE SAMPLER TYPE:
INSIDE DIAMETER: ~6-Inch
OTHER:

DEPTH	SAMPLE BLOW COUNT	SAMPLE RECOVERY	STRATA CHANGE	VISUAL CLASSIFICATION	PID FIELD SCREEN (PPM)	REMARKS
0	Conc.		6'	Concrete slab (sidewalk)		
	4	10"			0.0	
	5			Dark brown SAND, some pea gravel, dry, no odor		
	6				0.0	
2					0.0	
	3				0.0	
	5			Dark brown SAND, some pea gravel, wet, no odor		
	7	6"			0.0	
4	7				0.0	
	55	4"		Dark brown SAND, some pea gravel, wet, no odor	0.0	
			4.5'	Top of Bedrock at 4.5'		
6						
			7.5'			
8				Bottom of Exploration at 7.5'		
10						
12						
14						
16						
18						

WATER LEVEL DATA			BOTTOM OF CASING	BOTTOM OF BORING	GROUNDWATER ENCOUNTERED
DATE	TIME	ELAPSED TIME			
1/18/2012	13:00	2:00	7.06'	7.5'-Ft.	3.03' bgs

NOTES:
Drilled 3' into bedrock

GENERAL NOTES

1) STRATIFICATION LINES REPRESENT APPROXIMATE BOUNDARY BETWEEN SOIL TYPES, TRANSITIONS MAY BE GRADUAL.

2) WATER LEVEL READINGS HAVE BEEN MADE AT TIMES AND UNDER CONDITIONS STATED, FLUCTUATIONS OF GROUNDWATER

3) Abbreviations

and = 35 to 50 %	c = coarse	
some = 20 to 35%	m = medium	BGS = Below the Ground Surface
little = 10 to 20%	f = fine	NA = Not Applicable
trace = 1 to 10%	vf = very fine	

BORING: **BW-11**

LABELLA Associates, P.C.

300 STATE STREET, ROCHESTER, NY
ENVIRONMENTAL ENGINEERING CONSULTANTS

TEST BORING LOG

690 Saint Paul Street
Rochester, New York
BCP Site #C828159
IRM - AOC #1: Former Oil House Area

BORING: **BW-12**
SHEET 1 OF 1
JOB: **209280**
CHKD BY:

CONTRACTOR: Nothnagle
DRILLER: Steve L.
LABELLA REPRESENTATIVE: J. Gillen
BORING LOCATION:
GROUND SURFACE ELEVATION:
START DATE: 1/19/2012
TIME: TO
DATUM:
END DATE:

TYPE OF DRILL RIG:
AUGER SIZE AND TYPE:
OVERBURDEN SAMPLING METHOD: Split Spoon
DRIVE SAMPLER TYPE:
INSIDE DIAMETER: ~6-Inch
OTHER:

DEPTH	SAMPLE BLOW COUNT	SAMPLE RECOVERY	STRATA CHANGE	VISUAL CLASSIFICATION	PID FIELD SCREEN (PPM)	REMARKS
0	10			Brown fine SAND, little pea gravel, dry	0.0	
	7	20"		Dark brown CLAY, some SAND, little orange staining, dry	0.0	
	9					No odor
	31			Coarse brown SAND, some pea gravel, dry	0.0	
2					0.0	
	22			Coarse brown SAND, some pea gravel, dry, no staining	0.0	
	40	20"	2'10"		0.0	
	33			Coarse brown SAND, some pea gravel, dry, no	0.7	
	22			staining, slight chemical odor	1.1	
4				**SAMPLE: BW-12 - 3.5'**	1.6	
	18			Dark brown SAND, some CLAY, little pea gravel, moist, no odor	0.0	
	27	20"			0.0	
	65				0.0	
			5.5'	Top of Bedrock	0.0	
6						
8						
				Bottom of Exploration - 8.5'		
10						
12						
14						
16						
18						

WATER LEVEL DATA			BOTTOM OF	BOTTOM OF	GROUNDWATER
DATE	TIME	ELAPSED TIME	CASING	BORING	ENCOUNTERED
1/19/2012	12:00	2:15	8.06'	8.5'-Ft.	3.45' bgs

NOTES:
Drilled 3' into bedrock

GENERAL NOTES

1) STRATIFICATION LINES REPRESENT APPROXIMATE BOUNDARY BETWEEN SOIL TYPES, TRANSITIONS MAY BE GRADUAL.

2) WATER LEVEL READINGS HAVE BEEN MADE AT TIMES AND UNDER CONDITIONS STATED, FLUCTUATIONS OF GROUNDWATER

3) Abbreviations

and = 35 to 50 %	c = coarse	
some = 20 to 35%	m = medium	BGS = Below the Ground Surface
little = 10 to 20%	f = fine	NA = Not Applicable
trace = 1 to 10%	vf = very fine	

BORING: **BW-12**

SURFACE SOIL SAMPLING LOG

PROJECT NAME: 690 Saint Paul Street
LOCATION: 690 Saint Paul Street, Rochester, New York
PROJECT NO.: 209280
LABELLA REP: E. Dumrese
WEATHER AM: Partly Sunny & Cold ~ 24 Degrees **PM:** Snowy & Cold
DATE: 12/22/2009 & 12/28/09

Location	Date Sampled	Background Radiation (µrem/h)	Radiation		VOCs (ppm)	
			0"-2"	2"-2'	0"-2"	2"-2'
SS-1	12/28/2009	See Notes Section	17	19	0.0	0.0
SS-2	12/28/2009	See Notes Section	12	19	0.0	0.0
SS-3	12/28/2009	See Notes Section	12	12	0.0	0.0
SS-4	12/28/2009	See Notes Section	19	17	0.0	0.0
SS-5	12/28/2009	See Notes Section	15	11	0.0	0.0
SS-6	12/28/2009	See Notes Section	11	19	0.0	0.0
SS-7	12/22/2009	See Notes Section	14	18	0.0	0.0
SS-8	12/28/2009	See Notes Section	16	14	0.0	0.0
SS-9	12/28/2009	See Notes Section	13	16	0.0	0.0
SS-10	12/28/2009	See Notes Section	11	15	0.0	0.0

Notes/Activities:

Site background (Ludlum): 10-15 µrem/hour

Twice background (Ludlum): 20-30 µrem/hour

Site background (Bicron): 50-80 µrem/hour

Twice background (Bicron): 160 µrem/hour

LABELLA Associates, P.C.

TEST PIT LOG

PROJECT

BORING: TP-D

SHEET 1 OF 1

JOB: 209280

CHKD BY: ED

300 STATE STREET, ROCHESTER, NY
ENVIRONMENTAL ENGINEERING CONSULTANTS

CONTRACTOR: Test Pit Location: TIME: 1000 TO 1045

Excavator: GROUND SURFACE ELEVATION: NA DATUM: NA

LABELLA REPRESENTATIVE: START DATE: 12/28/2009 END DATE: 12/28/2009

Weather:

DEPTH	SAMPLE NO. AND DEPTH		STRATA CHANGE	VISUAL CLASSIFICATION	PID FIELD SCREEN (PPM)	REMARKS
0			0.0'	Grass/Topsoil	0.0	
			0.3'	Brown, mc SAND and SILT, some c. Gravel, moist, no odor		
			1.0'	As above, moist, no odor	0.0	
			1.8'	Steel manhole cover encountered as part of sewer system		
				Bottom at approximately 1.8' BGS		
2						
4						
6						
8						
10						
12						

WATER LEVEL DATA			BOTTOM OF CASING	BOTTOM OF BORING	GROUNDWATER ENCOUNTERED
DATE	TIME	ELAPSED TIME			
				1.8-Ft.	Not Encountered

NOTES:

GENERAL NOTES

1) STRATIFICATION LINES REPRESENT APPROXIMATE BOUNDARY BETWEEN SOIL TYPES, TRANSITIONS MAY BE GRADUAL.

2) WATER LEVEL READINGS HAVE BEEN MADE AT TIMES AND UNDER CONDITIONS STATED, FLUCTUATIONS OF GROUNDWATER

3) Abbreviations

and = 35 to 50 %	c = coarse	
some = 20 to 35%	m = medium	BGS = Below the Ground Surface
little = 10 to 20%	f = fine	NA = Not Applicable
trace = 1 to 10%	vf = very fine	

BORING: TP-D

LABELLA Associates, P.C.

300 STATE STREET, ROCHESTER, NY
ENVIRONMENTAL ENGINEERING CONSULTANTS

TEST PIT LOG

PROJECT

BORING: TP-E
SHEET 1 OF 1
JOB: 209280
CHKD BY: ED

CONTRACTOR: Test Pit Location: TIME: 1100 TO 1130
Excavator: GROUND SURFACE ELEVATION: NA DATUM: NA
LABELLA REPRESENTATIVE: START DATE: 12/28/2009 END DATE: 12/28/2009
Weather:

DEPTH	SAMPLE NO. AND DEPTH		STRATA CHANGE	VISUAL CLASSIFICATION	PID FIELD SCREEN (PPM)	REMARKS
0			0.0'	Grass/Topsoil	0.0	
			0.2'	Brown, mc SAND some SILT and some c. Gravel, moist, no odor		
					0.0	
2					0.0	
					0.0	
4					0.0	
					0.0	
6					0.0	
				Concrete slab at bottom of test pit running along northern side of test pit	0.0	
				Bottom at approximately 6.8' BGS		
8						
10						
12						

WATER LEVEL DATA			BOTTOM OF CASING	BOTTOM OF BORING	GROUNDWATER ENCOUNTERED
DATE	TIME	ELAPSED TIME			
				6.8-Ft.	Not Encountered

NOTES:

GENERAL NOTES

1) STRATIFICATION LINES REPRESENT APPROXIMATE BOUNDARY BETWEEN SOIL TYPES, TRANSITIONS MAY BE GRADUAL.

2) WATER LEVEL READINGS HAVE BEEN MADE AT TIMES AND UNDER CONDITIONS STATED, FLUCTUATIONS OF GROUNDWATER

3) Abbreviations

and = 35 to 50 %	c = coarse	
some = 20 to 35%	m = medium	BGS = Below the Ground Surface
little = 10 to 20%	f = fine	NA = Not Applicable
trace = 1 to 10%	vf = very fine	

BORING: TP-E

LABELLA Associates, P.C.

300 STATE STREET, ROCHESTER, NY
ENVIRONMENTAL ENGINEERING CONSULTANTS

TEST PIT LOG

PROJECT

BORING: TP-F
SHEET 1 OF 1
JOB: 209280
CHKD BY: ED

CONTRACTOR: Test Pit Location: TIME: 1145 TO 1230
Excavator: GROUND SURFACE ELEVATION: NA DATUM: NA
LABELLA REPRESENTATIVE: START DATE: 12/28/2009 END DATE: 12/28/2009
Weather:

DEPTH	SAMPLE NO. AND DEPTH		STRATA CHANGE	VISUAL CLASSIFICATION	PID FIELD SCREEN (PPM)	REMARKS
0			0.0'	Grass/Topsoil	0.0	
			0.2'	Lt. brown, mf SAND, little Silt, moist, no odor		
					0.0	
2						
					0.0	
					6.5	
4						
					2.3	
			5.2'	Brown, SILT and mf SAND, moist, no odor	0.0	
6						
					0.0	
					0.0	
8						
					0.0	
					0.0	
10						
					0.0	
				Concrete slab at bottom of test pit covering entire bottom of test pit.		
				Bottom at approximately 10.5' BGS		
12						

WATER LEVEL DATA			BOTTOM OF	BOTTOM OF	GROUNDWATER
DATE	TIME	ELAPSED TIME	CASING	BORING	ENCOUNTERED
				10.5-Ft.	Not Encountered

NOTES:

GENERAL NOTES

1) STRATIFICATION LINES REPRESENT APPROXIMATE BOUNDARY BETWEEN SOIL TYPES, TRANSITIONS MAY BE GRADUAL.

2) WATER LEVEL READINGS HAVE BEEN MADE AT TIMES AND UNDER CONDITIONS STATED, FLUCTUATIONS OF GROUNDWATER

3) Abbreviations

and = 35 to 50 %	c = coarse	
some = 20 to 35%	m = medium	BGS = Below the Ground Surface
little = 10 to 20%	f = fine	NA = Not Applicable
trace = 1 to 10%	vf = very fine	

BORING: TP-F

LABELLA Associates, P.C.

300 STATE STREET, ROCHESTER, NY
ENVIRONMENTAL ENGINEERING CONSULTANTS

TEST PIT LOG

PROJECT
690 Saint Paul Street
Rochester, New York
BCP Site #C828159
IRM - AOCs #2 & #6 and RIWP Amendment - TCE Area

Test Pit: TP-TCE-01
SHEET 1 OF 1
JOB #: 209280
CHKD BY:

CONTRACTOR: OpTech
EXCAVATOR: Hitachi Zaxis 160 LC
LABELLA REPRESENTATIVE: JMG
TEST PIT LOCATION: TCE Area
GROUND SURFACE ELEVATION:
DATE: 7/9/2012
TIME: 915 TO 1230
DATUM:
WEATHER:

DEPTH	SAMPLE NO. AND DEPTH	STRATA CHANGE	VISUAL CLASSIFICATION	PID FIELD SCREEN (PPM)	Remarks
0		3"	Asphalt and gravel	0.0	
			Brown CLAYEY SILT and fill (bricks, blocks from stone wall)		
		1'	Piece of metal pipe (3'L x 3"diam.), not connected to anything	0.0	
				0.0	
2		2'	Wire mesh		
			Old floor drain standpipe observed at approx. 2'BGS to 6.5'BGS. Every-thing below 6.5'BGS put into hazardous waste rolloff.	0.0	
				0.0	
4					
				0.0	
				0.0	
6					
				0.0	
				0.0	
8		8'			
			Brown CLAYEY SILT, some red CLAY, some fine gravel, slightly moist	0.0	
				0.0	
10					
	TP-TCE-01 N. Sidewall 11'-12'	11'		0.0	
	TP-TCE-01 S. Sidewall 12'		Brown CLAYEY SILT, some red CLAY, some f. gravel, moist, not saturated	2.3 4.8 14.6	North Wall North Wall South wall
12			Bedrock at 11.8'-12'; Groundwater at 11.5'		

WATER LEVEL DATA			BOTTOM OF CASING	BOTTOM OF PIT	GROUNDWATER ENCOUNTERED
DATE	TIME	ELAPSED TIME			
				11.8-Ft.	Approx. 11.5 -ft. BGS

NOTES:
Installed piping for further injection. Filled in with 1' lifts

GENERAL NOTES
1) STRATIFICATION LINES REPRESENT APPROXIMATE BOUNDARY BETWEEN SOIL TYPES, TRANSITIONS MAY BE GRADUAL.
2) WATER LEVEL READINGS HAVE BEEN MADE AT TIMES AND UNDER CONDITIONS STATED.
3) ABBREVIATIONS:
and = 35 to 50 %
some = 20 to 35%
little = 10 to 20%
trace = 1 to 10%
c = coarse
m = medium
f = fine
vf = very fine
BGS = Below the Ground Surface
NA = Not Applicable

Test Pit: TP-TCE-01

LABELLA Associates, P.C.

300 STATE STREET, ROCHESTER, NY
ENVIRONMENTAL ENGINEERING CONSULTANTS

TEST PIT LOG

PROJECT
690 Saint Paul Street
Rochester, New York
BCP Site #C828159
IRM - AOCs #2 & #6 and RIWP Amendment - TCE Area

Test Pit: TP-TCE-02
SHEET 1 OF 1
JOB #: 209280
CHKD BY:

CONTRACTOR: OpTech
EXCAVATOR: Hitachi Zaxis 160 LC
LABELLA REPRESENTATIVE: JMG
TEST PIT LOCATION: TCE Area
GROUND SURFACE ELEVATION:
DATE: 7/10/2012
TIME: 845 TO 945
DATUM:
WEATHER:

DEPTH	SAMPLE NO. AND DEPTH	STRATA CHANGE	VISUAL CLASSIFICATION	PID FIELD SCREEN (PPM)	Remarks
0		3"	Asphalt/crusher		
		4'	Brown SILT, some fine gravel, trace SAND	0.0	
				0.0	
2				0.0	
				2.3	
				3.6	
4	TP-TCE-02 4' E. Sidewall		Brown SILT, some fine gravel, trace SAND, little crushed concrete (cobble-boulder sized, dark gray/weathered), little boulder sized rocks, rounded	1.2	
				3.2	
				1.2	
				0.4	
6				0.0	
				0.0	
				0.0	
8				0.0	
				0.0	
				0.0	
10			BOE - 9.5'		
12					

WATER LEVEL DATA			BOTTOM OF CASING	BOTTOM OF PIT	GROUNDWATER ENCOUNTERED
DATE	TIME	ELAPSED TIME			
				9.5-Ft.	NA

NOTES:
No refusal by 8' to expanded excavation further NNE. Approx. 6 buckets of haz soil removed (~2CY). Filled in w/ 1' lifts

GENERAL NOTES
1) STRATIFICATION LINES REPRESENT APPROXIMATE BOUNDARY BETWEEN SOIL TYPES, TRANSITIONS MAY BE GRADUAL.
2) WATER LEVEL READINGS HAVE BEEN MADE AT TIMES AND UNDER CONDITIONS STATED.
3) ABBREVIATIONS:
and = 35 to 50 %
some = 20 to 35%
little = 10 to 20%
trace = 1 to 10%
c = coarse
m = medium
f = fine
vf = very fine
BGS = Below the Ground Surface
NA = Not Applicable

Test Pit: TP-TCE-02

LABELLA Associates, P.C.

300 STATE STREET, ROCHESTER, NY
ENVIRONMENTAL ENGINEERING CONSULTANTS

TEST PIT LOG

PROJECT
690 Saint Paul Street
Rochester, New York
BCP Site #C828159
IRM - AOCs #2 & #6 and RIWP Amendment - TCE Area

Test Pit: TP-TCE-03
SHEET 1 OF 1
JOB #: 209280
CHKD BY:

CONTRACTOR: OpTech
EXCAVATOR: Hitachi Zaxis 160 LC
LABELLA REPRESENTATIVE: JMG
TEST PIT LOCATION: TCE Area
GROUND SURFACE ELEVATION:
DATE: 7/11/2012
TIME: 1020 TO ###
DATUM:
WEATHER:

DEPTH	SAMPLE NO. AND DEPTH	STRATA CHANGE	VISUAL CLASSIFICATION	PID FIELD SCREEN (PPM)	Remarks
0		2"	Asphalt/crusher		
			Coarse gravel (fill), some blue and black ripped pieces of poly	0.0	
		1.5'	Small piece of scrap metal (sign post?) - 2.5' long	0.0	
2			Black woven fabric (geo-fabric) below gravel		
		2.5'	Brown fine SAND and Brown SILT and chunks of red/brown CLAY (fill)	0.0	
				0.0	
4				0.0	
				0.0	
6				0.0	
				0.0	
8				0.0	
				0.0	
10				0.0	
		10.8'		3.0	
	TP-TCE-03 11.5' W. Sidewall		Gray, CLAYEY SILT, wet, some cobble-sized angular rock, some fine gravel, some coarse gravel	5.2	
12			Bedrock at 11.8'		

WATER LEVEL DATA			BOTTOM OF CASING	BOTTOM OF PIT	GROUNDWATER ENCOUNTERED
DATE	TIME	ELAPSED TIME			
				11.8-Ft.	Approx. 10.8-ft. BGS

NOTES:
Installed piping for further injection. Filled in with 1' lifts
Soils below 8.5'BGS put in haz rolloff

GENERAL NOTES
1) STRATIFICATION LINES REPRESENT APPROXIMATE BOUNDARY BETWEEN SOIL TYPES, TRANSITIONS MAY BE GRADUAL.
2) WATER LEVEL READINGS HAVE BEEN MADE AT TIMES AND UNDER CONDITIONS STATED.
3) ABBREVIATIONS:
and = 35 to 50 %
some = 20 to 35%
little = 10 to 20%
trace = 1 to 10%
c = coarse
m = medium
f = fine
vf = very fine
BGS = Below the Ground Surface
NA = Not Applicable

Test Pit: TP-TCE-03

LABELLA Associates, P.C.

MONITORING WELL INSTALLATION REPORT

MONITORING WELL ID
MW- 1

Project:	690 Saint Paul Street	LaBella Project No.:	208492
Location:		LaBella Representative:	J. Caswell
Client:	Genesee Valley Real Estate Co.	Date Installed:	7/18/2008
Contractor(s):	TREC Environmental	Time:	8:17am to
Driller:	P. Willey	Type of Drill Rig:	Truck Mounted Geoprobe
Rock Coring Method:		Auger size and type:	

Ground El.: Not Applicable | Location: SEE PLAN | Depth to bedrock: 8.0 Feet

BOREHOLE BACKFILL

(Numbers refer to depth from ground surface in feet)

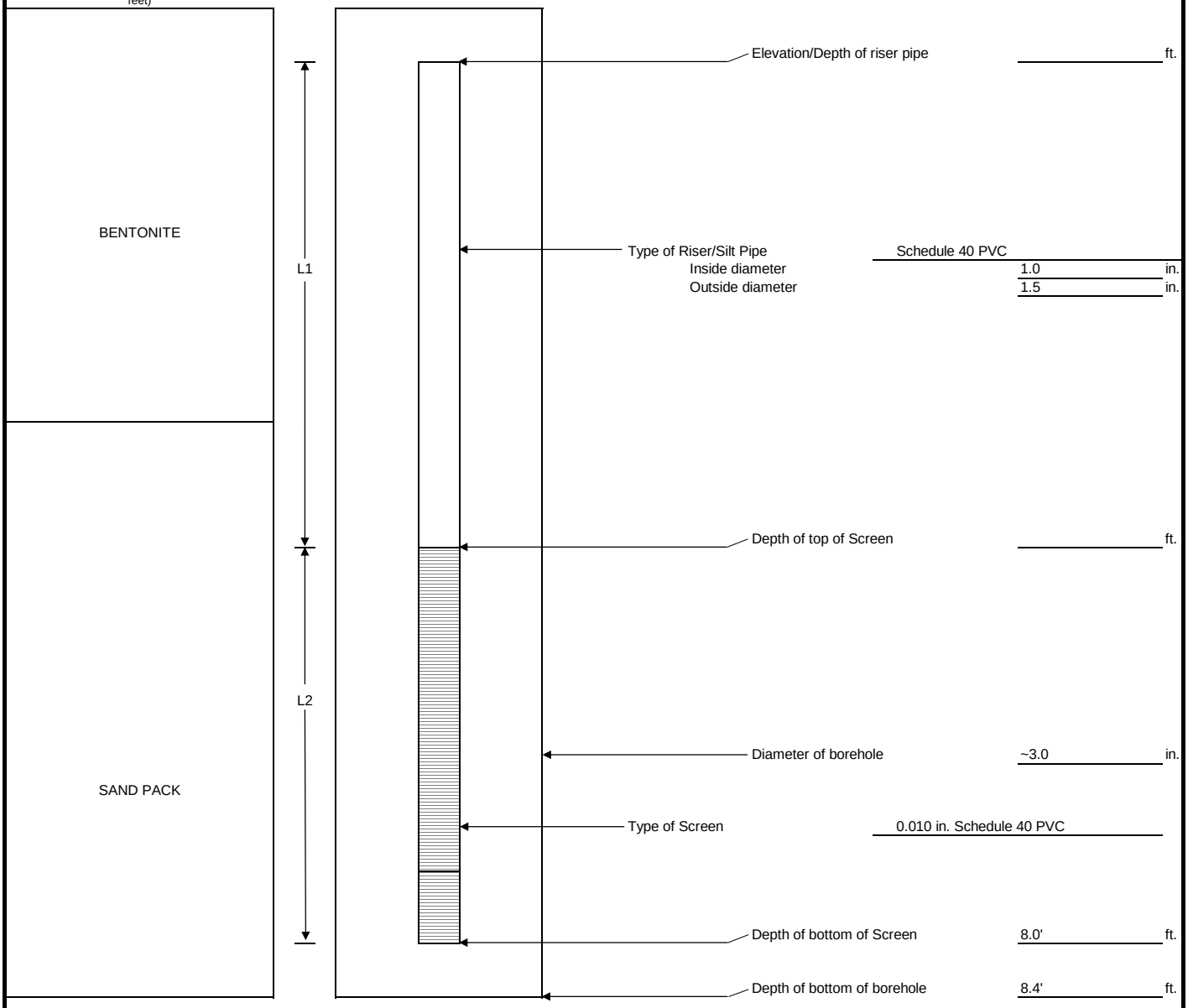

ft.	+	ft.	=	0.0	ft.
Riser Length (L1)		Length of Screen (L2)		Total Lemgth	

NOTES:

LABELLA Associates, P.C.

MONITORING WELL INSTALLATION REPORT

MONITORING WELL ID
MW- 2

Project:	690 Saint Paul Street	LaBella Project No.:	208492
Location:		LaBella Representative:	J. Cawell
Client:	Genesee Valley Real Estate Co.	Date Installed:	7/18/2008
Contractor(s):	TREC Environmental	Time:	9:15am to
Driller:	P. Willey	Type of Drill Rig:	Truck Mounted Geoprobe
Rock Coring Method:		Auger size and type:	

Ground El.: Not Applicable | Location: SEE PLAN | Depth to bedrock: 8 feet

BOREHOLE BACKFILL

(Numbers refer to depth from ground surface in feet)

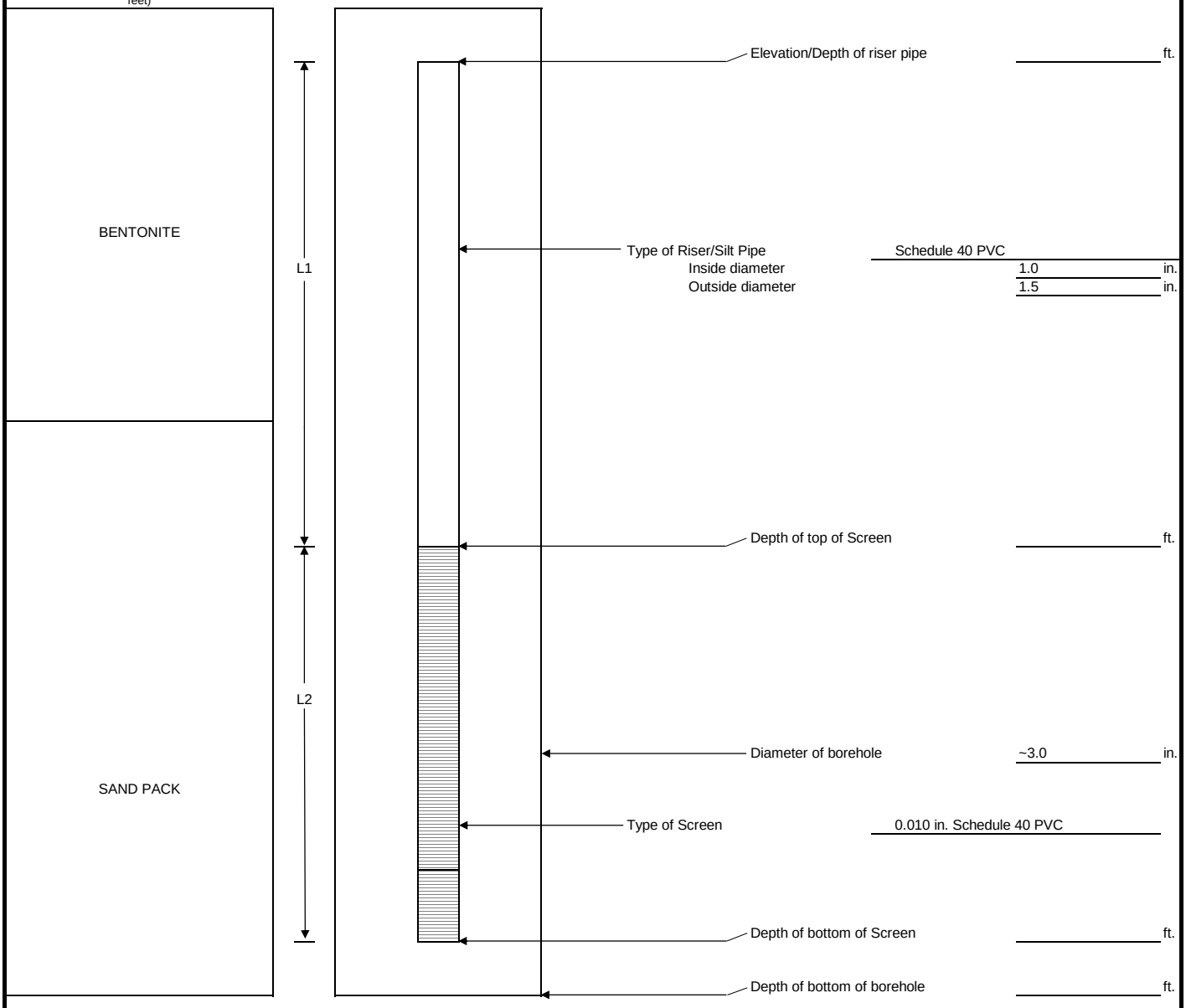

	ft.	+		ft.	= 0.0 ft.
Riser Length (L1)			Length of Screen (L2)		Total Lemgth

NOTES:

LABELLA Associates, P.C.

MONITORING WELL INSTALLATION REPORT

MONITORING WELL ID
MW-3

Project:	690 Saint Paul Street	LaBella Project No.:	208492
Location:		LaBella Representative:	J. Caswell
Client:	Genesse Vallet Real Estate Co.	Date Installed:	7/18/2008
Contractor(s):	TREC Environmental	Time:	to
Driller:	P. Willey	Type of Drill Rig:	Truck Mounted Geoprobe
Rock Coring Method:		Auger size and type:	

Ground El.: Not Applicable | Location: SEE PLAN | Depth to bedrock: 8.0 Feet

BOREHOLE BACKFILL

(Numbers refer to depth from ground surface in feet)

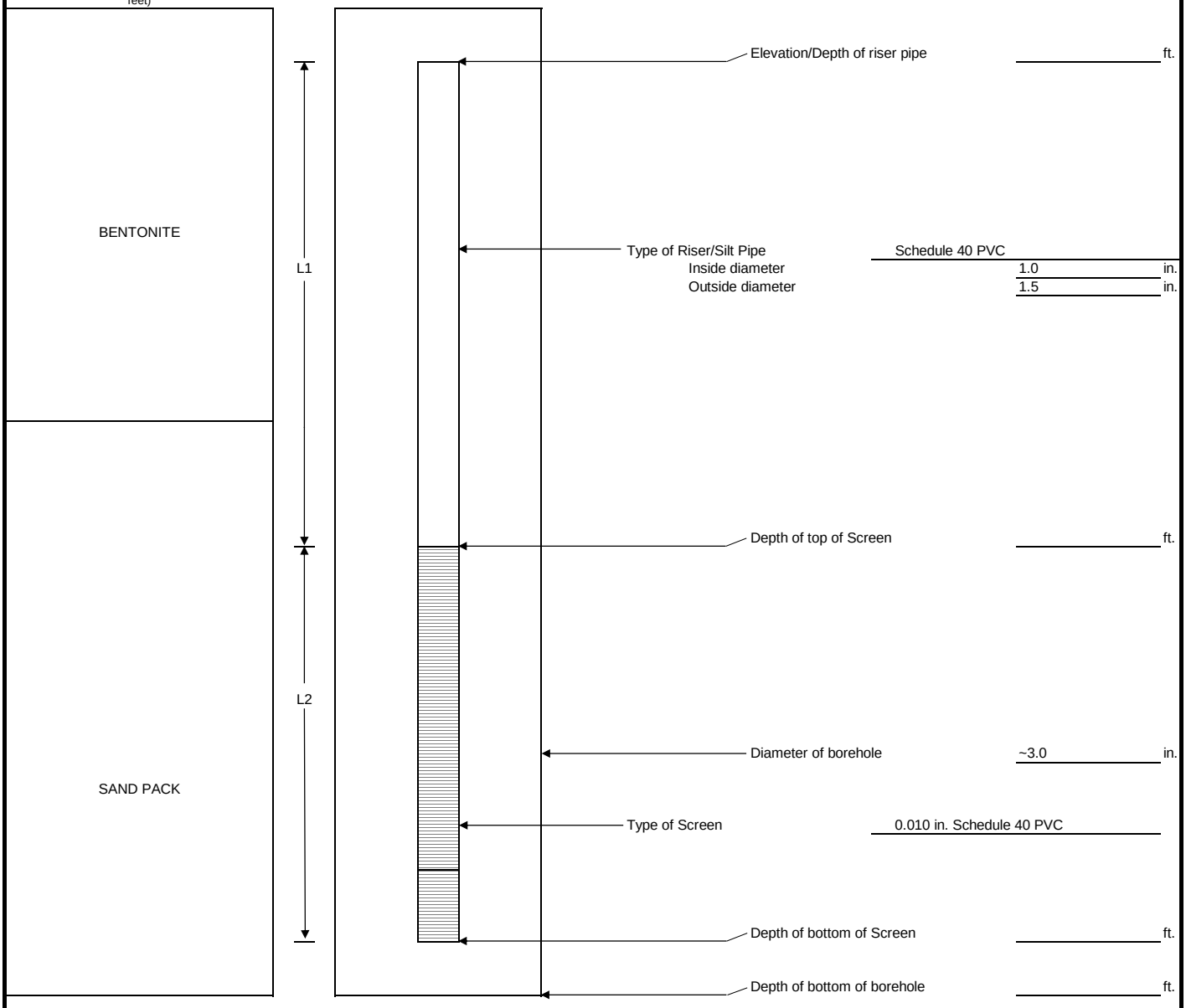

	ft.	+		ft.	= 0.0 ft.
Riser Length (L1)			Length of Screen (L2)		Total Lemgth

NOTES:

LABELLA Associates, P.C.

MONITORING WELL INSTALLATION REPORT

MONITORING WELL ID
MW- 4

Project:	690 Saint Paul Street	LaBella Project No.:	208492
Location:		LaBella Representative:	J. Caswell
Client:	Genesee Valley Real Estate Co.	Date Installed:	7/18/2008
Contractor(s):	TREC Environmental	Time:	13:00 to
Driller:	P. Willey	Type of Drill Rig:	Truck Mounted Geoprobe
Rock Coring Method:		Auger size and type:	

Ground El.: Not Applicable | Location: SEE PLAN | Depth to bedrock: 8.0 Feet

BOREHOLE BACKFILL

(Numbers refer to depth from ground surface in feet)

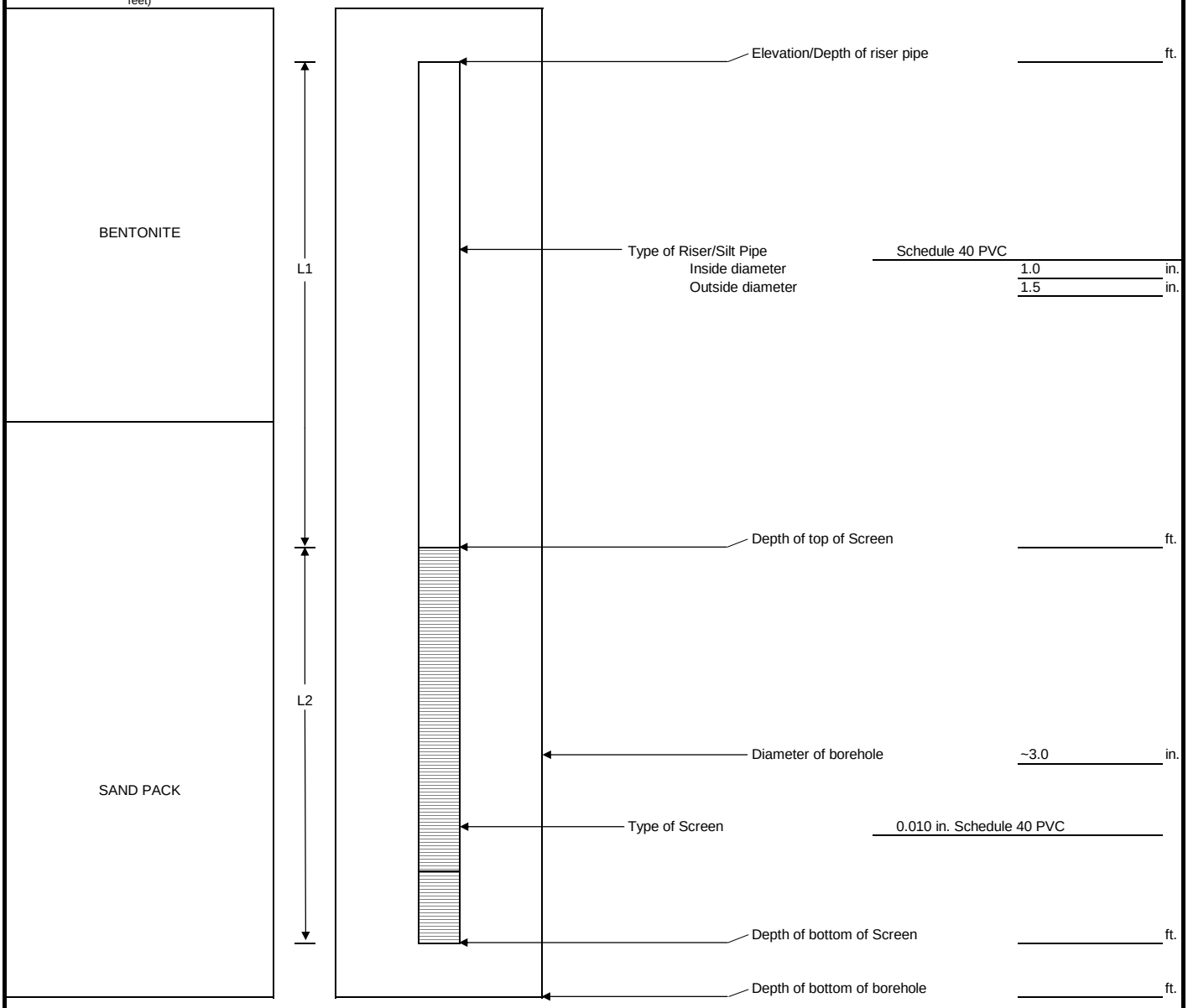

	ft.	+		ft.	= 0.0 ft.
Riser Length (L1)			Length of Screen (L2)		Total Lemgth

NOTES:

LABELLA Associates, P.C.

MONITORING WELL INSTALLATION REPORT

MONITORING WELL ID: **MW-5**

Project:	690 Saint Paul Street	LaBella Project No.:	209280
Location:		LaBella Representative:	E. Dumrese
Client:	Genesee Valley Real Estate Co.	Date Installed:	22-Jun-10
Contractor(s):	TREC Environmental	Time:	to
Driller:	M. Ellingworth	Type of Drill Rig:	Track Mounted Geoprobe
Rock Coring Method:		Auger size and type:	

Ground El.: _____ Location: SEE PLAN Depth to bedrock: 11.7'

BOREHOLE BACKFILL

(Numbers refer to depth from ground surface in feet)

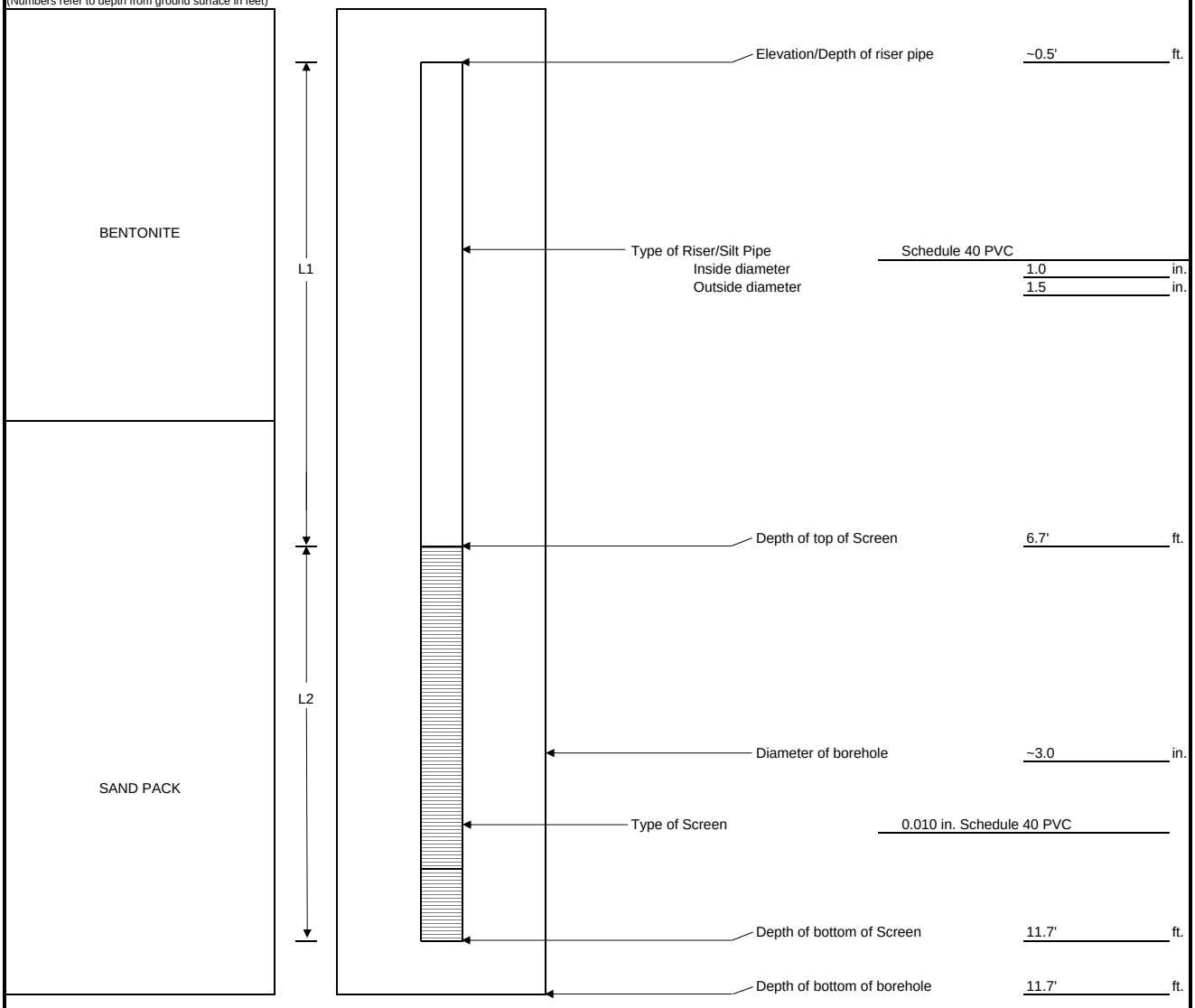

Elevation/Depth of riser pipe	~0.5'	ft.
Type of Riser/Silt Pipe	Schedule 40 PVC	
Inside diameter	1.0	in.
Outside diameter	1.5	in.
Depth of top of Screen	6.7'	ft.
Diameter of borehole	~3.0	in.
Type of Screen	0.010 in. Schedule 40 PVC	
Depth of bottom of Screen	11.7'	ft.
Depth of bottom of borehole	11.7'	ft.

6.7' ft.	+	5.0' ft.	=	11.7' ft.
Riser Length (L1)		Length of Screen (L2)		Total Lemgth

NOTES:

LABELLA Associates, P.C.

MONITORING WELL INSTALLATION REPORT

MONITORING WELL ID: **MW-6**

Project:	690 Saint Paul Street	LaBella Project No.:	209280
Location:		LaBella Representative:	E. Dumrese
Client:	Genesee Valley Real Estate Co.	Date Installed:	22-Jun-10
Contractor(s):	TREC Environmental	Time:	to
Driller:	M. Ellingworth	Type of Drill Rig:	Track Mounted Geoprobe
Rock Coring Method:		Auger size and type:	

Ground El.: _____ Location: SEE PLAN Depth to bedrock: 11.7'

BOREHOLE BACKFILL

(Numbers refer to depth from ground surface in feet)

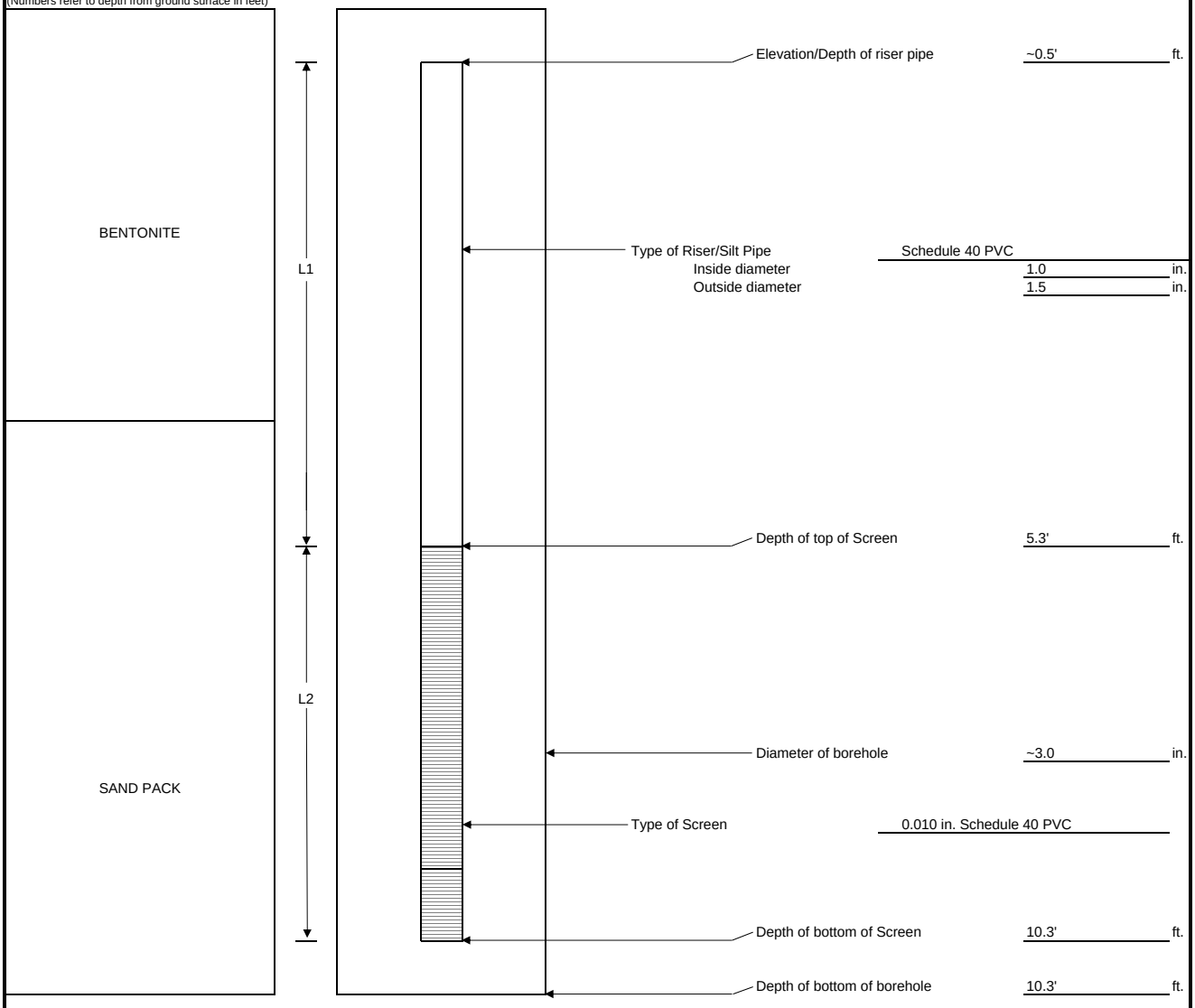

Elevation/Depth of riser pipe	~0.5'	ft.
Type of Riser/Silt Pipe	Schedule 40 PVC	
Inside diameter	1.0	in.
Outside diameter	1.5	in.
Depth of top of Screen	5.3'	ft.
Diameter of borehole	~3.0	in.
Type of Screen	0.010 in. Schedule 40 PVC	
Depth of bottom of Screen	10.3'	ft.
Depth of bottom of borehole	10.3'	ft.

5.3' ft. (Riser Length (L1)) + 5.0' ft. (Length of Screen (L2)) = 10.3' ft. (Total Lemgth)

NOTES:

LABELLA Associates, P.C. 300 STATE STREET, ROCHESTER, NEW YORK ENVIRONMENTAL ENGINEERING CONSULTANTS	PROJECT 690 Saint Paul Street Rochester, New York BCP Site #C828159 IRM - AOC #2 & #6: Former Foundry & General Site/Miscellaneous Areas	BORING: MW-09 SHEET 1 OF 1 JOB # CHKD. BY:

CONTRACTOR: Nothnagle
DRILLER: Neal Short
LABELLA REPRESENTATIVE: J. Gillen
BORING LOCATION: AOC #2
GROUND SURFACE ELEVATION: N/A DATUM: N/A
START DATE: 10/20/2012 END DATE: 10/20/2012

TYPE OF DRILL RIG:
AUGER SIZE AND TYPE: N/A
OVERBURDEN SAMPLING METHOD:
ROCK DRILLING METHOD: N/A

WATER LEVEL DATA

DATE	TIME	WATER	CASING	REMARKS
10/20/2012	10:05	6.07'		
10/22/2012	16:45	6.09'		

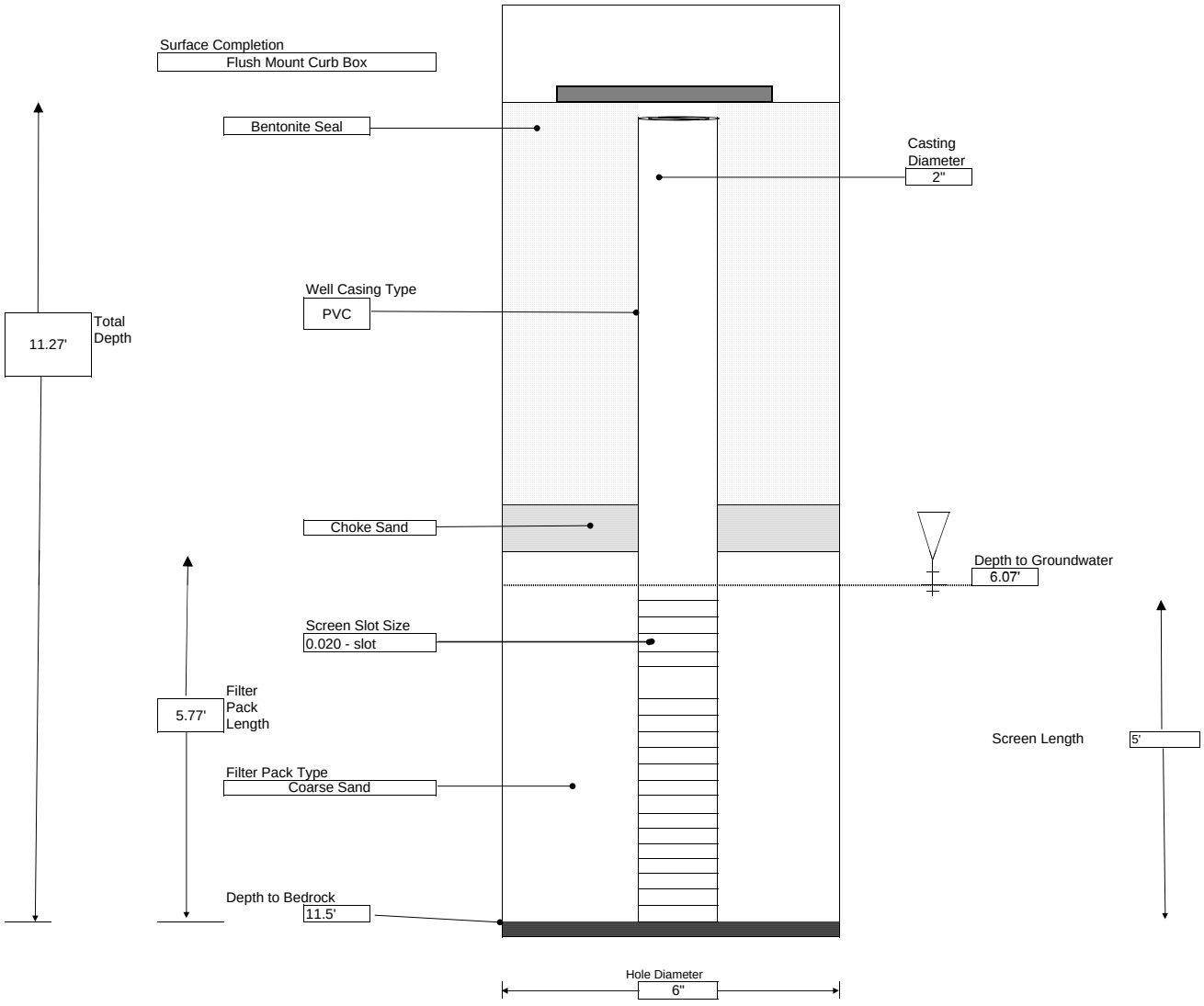

LABELLA Associates, P.C. 300 STATE STREET, ROCHESTER, NEW YORK ENVIRONMENTAL ENGINEERING CONSULTANTS	PROJECT 690 Saint Paul Street Rochester, New York BCP Site #C828159 IRM - AOC #2 & #6: Former Foundry & General Site/Miscellaneous Areas	BORING: MW-10 SHEET 1 OF 1 JOB # CHKD. BY:

CONTRACTOR: Nothnagle
DRILLER: Neal Short
LABELLA REPRESENTATIVE: J. Gillen
BORING LOCATION: AOC #2
GROUND SURFACE ELEVATION: N/A DATUM: N/A
START DATE: 10/20/2012 END DATE: 10/20/2012

TYPE OF DRILL RIG:
AUGER SIZE AND TYPE: N/A
OVERBURDEN SAMPLING METHOD:
ROCK DRILLING METHOD: N/A

WATER LEVEL DATA

DATE	TIME	WATER	CASING	REMARKS
10/20/2012	11:15	9.96'		
10/22/2012	16:40	7.14'		

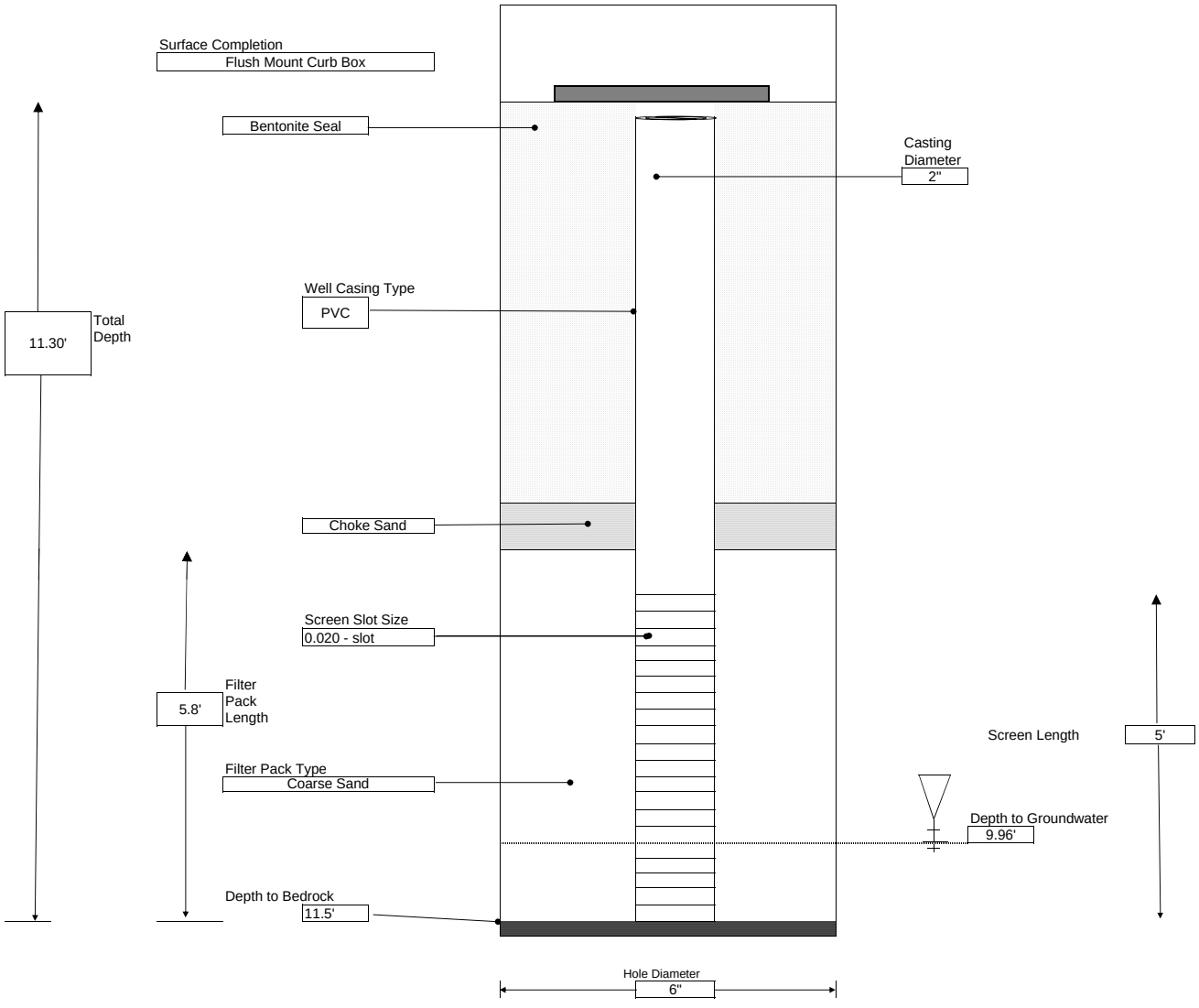

LABELLA Associates, P.C. 300 STATE STREET, ROCHESTER, NEW YORK ENVIRONMENTAL ENGINEERING CONSULTANTS	PROJECT 690 Saint Paul Street Rochester, New York BCP Site #C828159 IRM - AOC #2 & #6: Former Foundry & General Site/Miscellaneous Areas	BORING: MW-11 SHEET 1 OF 1 JOB # CHKD. BY:

CONTRACTOR: Op-Tech
DRILLER:
LABELLA REPRESENTATIVE: K. Miller
TYPE OF DRILL RIG:
AUGER SIZE AND TYPE: N/A
OVERBURDEN SAMPLING METHOD:
ROCK DRILLING METHOD: N/A

BORING LOCATION: AOC #6D
GROUND SURFACE ELEVATION: N/A DATUM: N/A
START DATE: 8/21/2012 END DATE: 8/21/2012

WATER LEVEL DATA

DATE	TIME	WATER	CASING	REMARKS
11/1/2012	15:00	6.71'		

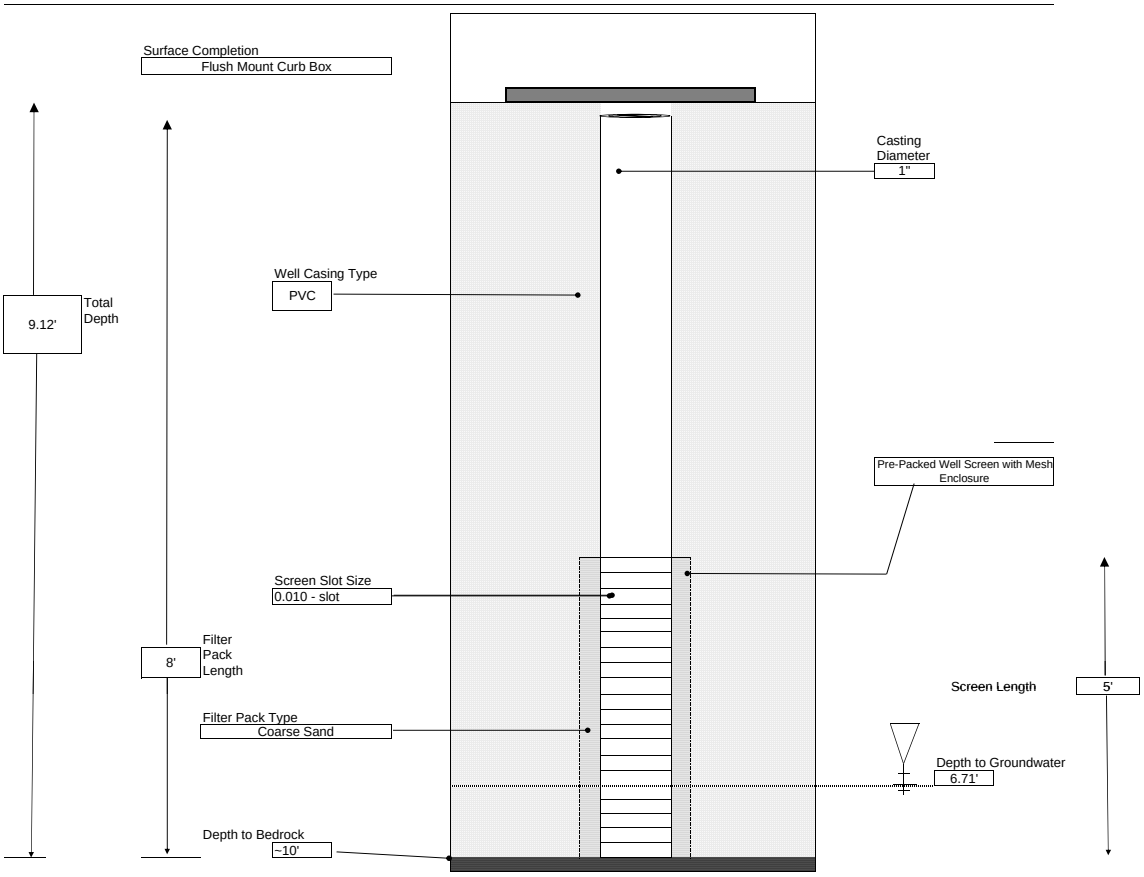

LABELLA Associates, P.C. 300 STATE STREET, ROCHESTER, NEW YORK ENVIRONMENTAL ENGINEERING CONSULTANTS	PROJECT Genesee Valley Real Estate Company 690 Saint Paul Street Rochester, New York	BORING: RW-East SHEET 1 OF 1 JOB # 209280 CHKD. BY: ED

CONTRACTOR: Genesee Valley Real Estate
DRILLER:
LABELLA REPRESENTATIVE: C.A. Stiles

BORING LOCATION: Southern Remedial Excavation
GROUND SURFACE ELEVATION: N/A DATUM: N/A
START DATE: September 2008 END DATE: September 2008

TYPE OF DRILL RIG: N/A
AUGER SIZE AND TYPE: N/A
OVERBURDEN SAMPLING METHOD: N/A
ROCK DRILLING METHOD: N/A

WATER LEVEL DATA

DATE	TIME	WATER	CASING	REMARKS

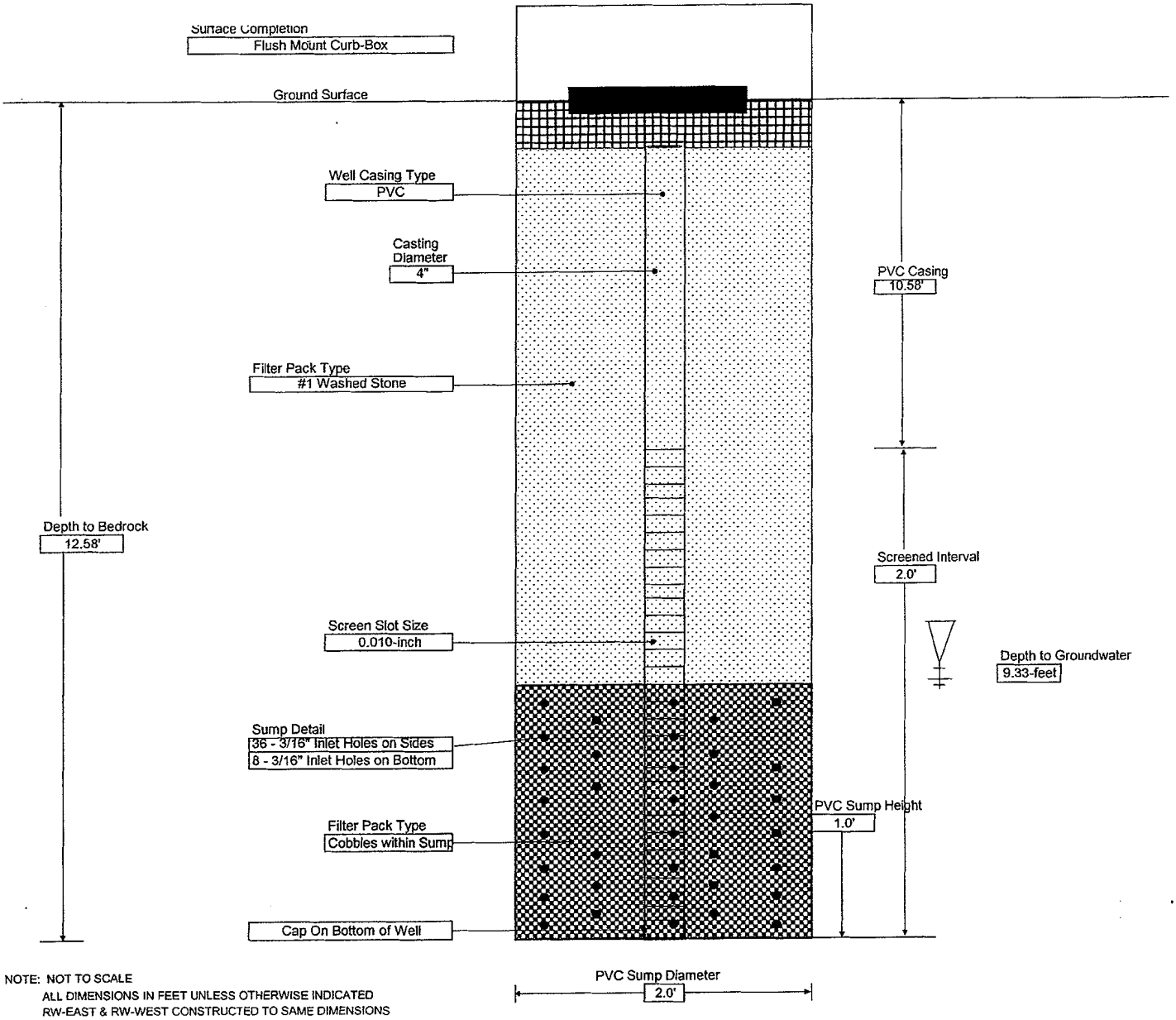

NOTE: NOT TO SCALE
ALL DIMENSIONS IN FEET UNLESS OTHERWISE INDICATED
RW-EAST & RW-WEST CONSTRUCTED TO SAME DIMENSIONS

GENERAL NOTES:
1) STRATIFICATION LINES REPRESENT APPROXIMATE BOUNDARY BETWEEN SOIL TYPES, TRANSITIONS MAY BE GRADUAL
2) WATER LEVEL READINGS HAVE BEEN MADE AT TIMES AND UNDER CONDITIONS STATED, FLUCTUATIONS OF GROUNDWATER MAY OCCUR DUE TO OTHER FACTORS THAN THOSE PRESENT AT THE TIME MEASUREMENTS WERE MADE.

LABELLA Associates, PC. 300 STATE STREET, ROCHESTER, NEW YORK ENVIRONMENTAL ENGINEERING CONSULTANTS	PROJECT Genesee Valley Real Estate Company 690 Saint Paul Street Rochester, New York	BORING: RW-West SHEET 1 OF 1 JOB # 209280 CHKD. BY: ED

CONTRACTOR: Genesee Valley Real Estate
DRILLER:
LABELLA REPRESENTATIVE: C.A. Stiles

BORING LOCATION: Southern Remedial Excavation
GROUND SURFACE ELEVATION: N/A DATUM: N/A
START DATE: September 2008 END DATE: September 2008

TYPE OF DRILL RIG: N/A
AUGER SIZE AND TYPE: N/A
OVERBURDEN SAMPLING METHOD: N/A
ROCK DRILLING METHOD: N/A

WATER LEVEL DATA

DATE	TIME	WATER	CASING	REMARKS

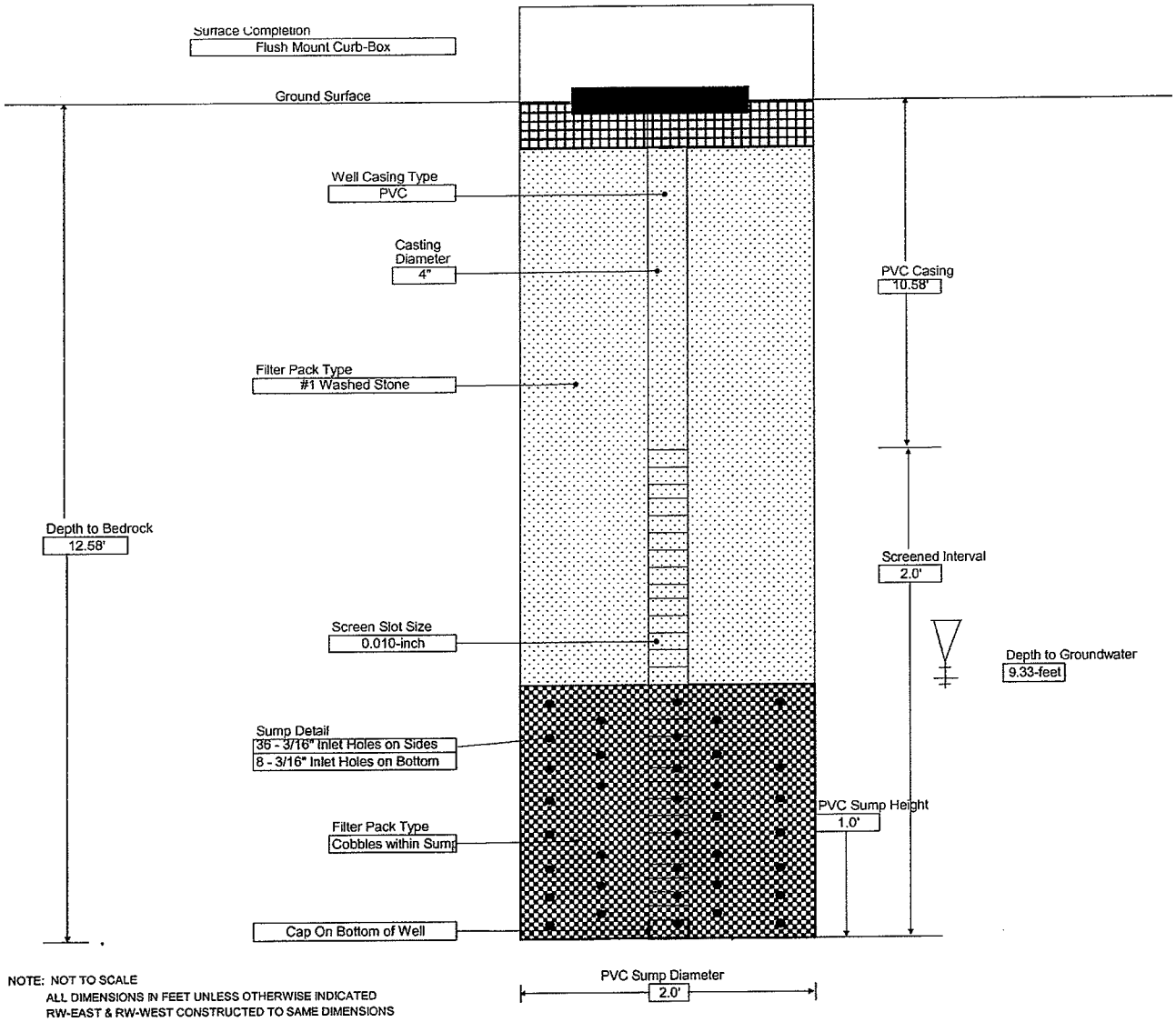

NOTE: NOT TO SCALE
ALL DIMENSIONS IN FEET UNLESS OTHERWISE INDICATED
RW-EAST & RW-WEST CONSTRUCTED TO SAME DIMENSIONS

GENERAL NOTES:
1) STRATIFICATION LINES REPRESENT APPROXIMATE BOUNDARY BETWEEN SOIL TYPES, TRANSITIONS MAY BE GRADUAL
2) WATER LEVEL READINGS HAVE BEEN MADE AT TIMES AND UNDER CONDITIONS STATED, FLUCTUATIONS OF GROUNDWATER MAY OCCUR DUE TO OTHER FACTORS THAN THOSE PRESENT AT THE TIME MEASUREMENTS WERE MADE.

LABELLA Associates, P.C.
300 STATE STREET, ROCHESTER, NEW YORK
ENVIRONMENTAL ENGINEERING CONSULTANTS

PROJECT
Phase II Environmental Site Assessment
690 St. Paul Street
Rochester, New York

WELL ID **BW-1**
SHEET 1 OF 1
JOB # 208492
CHKD. BY:

CONTRACTOR Nothnagle Drilling Co.
DRILLER Steve Gelser
LABELLA REPRESENTATIVE: C. A. Stiles

BORING LOCATION
GROUND SURFACE ELEVATION DATUM
START DATE 18-Aug-08 END DATE 20-Aug-08

TYPE OF DRILL RIG: CME Model 75 Truck-mount Rotary Drill Rig
AUGER SIZE AND TYPE 6.25" ID Hollow Stem Augers
OVERBURDEN SAMPLING METHOD No Soil Sampling Conducted
ROCK DRILLING METHOD HX (3.875" ID) Water rotary Core Barrel

WATER LEVEL DATA

DATE	TIME	WATER	REMARKS

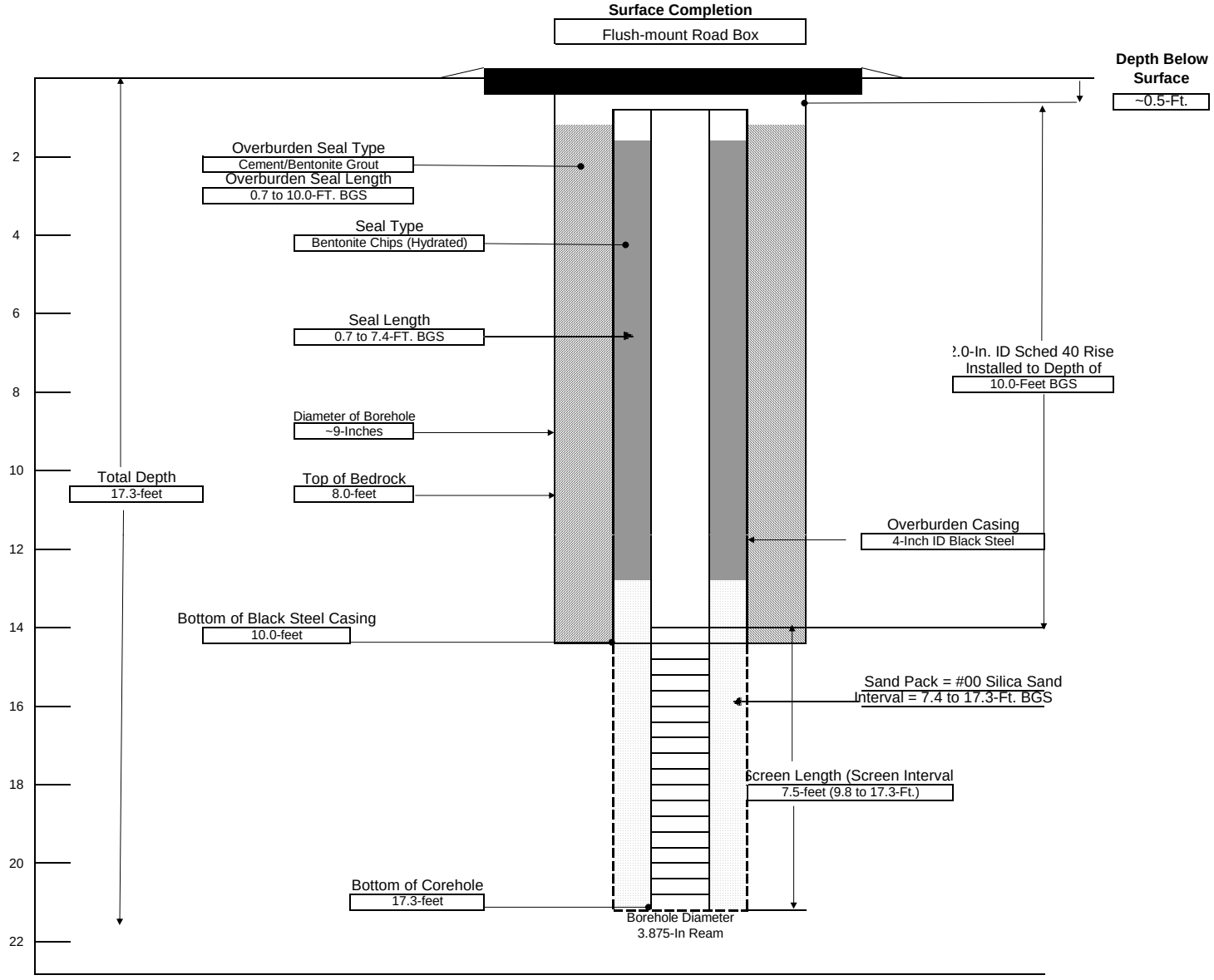

NOTE: ALL DIMENSIONS IN FEET UNLESS OTHERWISE INDICATED

GENERAL NOTES:

1) STRATIFICATION LINES REPRESENT APPROXIMATE BOUNDARY BETWEEN SOIL TYPES, TRANSITIONS MAY BE GRADUAL
2) WATER LEVEL READINGS HAVE BEEN MADE AT TIMES AND UNDER CONDITIONS STATED, FLUCTUATIONS OF GROUNDWATER MAY OCCUR DUE TO OTHER FACTORS THAN THOSE PRESENT AT THE TIME MEASUREMENTS WERE MADE.

LABELLA Associates, P.C.
300 STATE STREET, ROCHESTER, NEW YORK
ENVIRONMENTAL ENGINEERING CONSULTANTS

PROJECT
Phase II Environmental Site Assessment
690 St. Paul Street
Rochester, New York

WELL ID **BW-2**
SHEET 1 OF 1
JOB # 208492
CHKD. BY:

CONTRACTOR Nothnagle Drilling Co.
DRILLER Steve Gelser
LABELLA REPRESENTATIVE: C. A. Stiles

BORING LOCATION
GROUND SURFACE ELEVATION DATUM
START DATE 18-Aug-08 END DATE 19-Aug-08

TYPE OF DRILL RIG: CME Model 75 Truck-mount Rotary Drill Rig
AUGER SIZE AND TYPE 6.25" ID Hollow Stem Augers
OVERBURDEN SAMPLING METHOD No Soil Sampling Conducted
ROCK DRILLING METHOD HX (3.875" ID) Water rotary Core Barrel

WATER LEVEL DATA

DATE	TIME	WATER	REMARKS

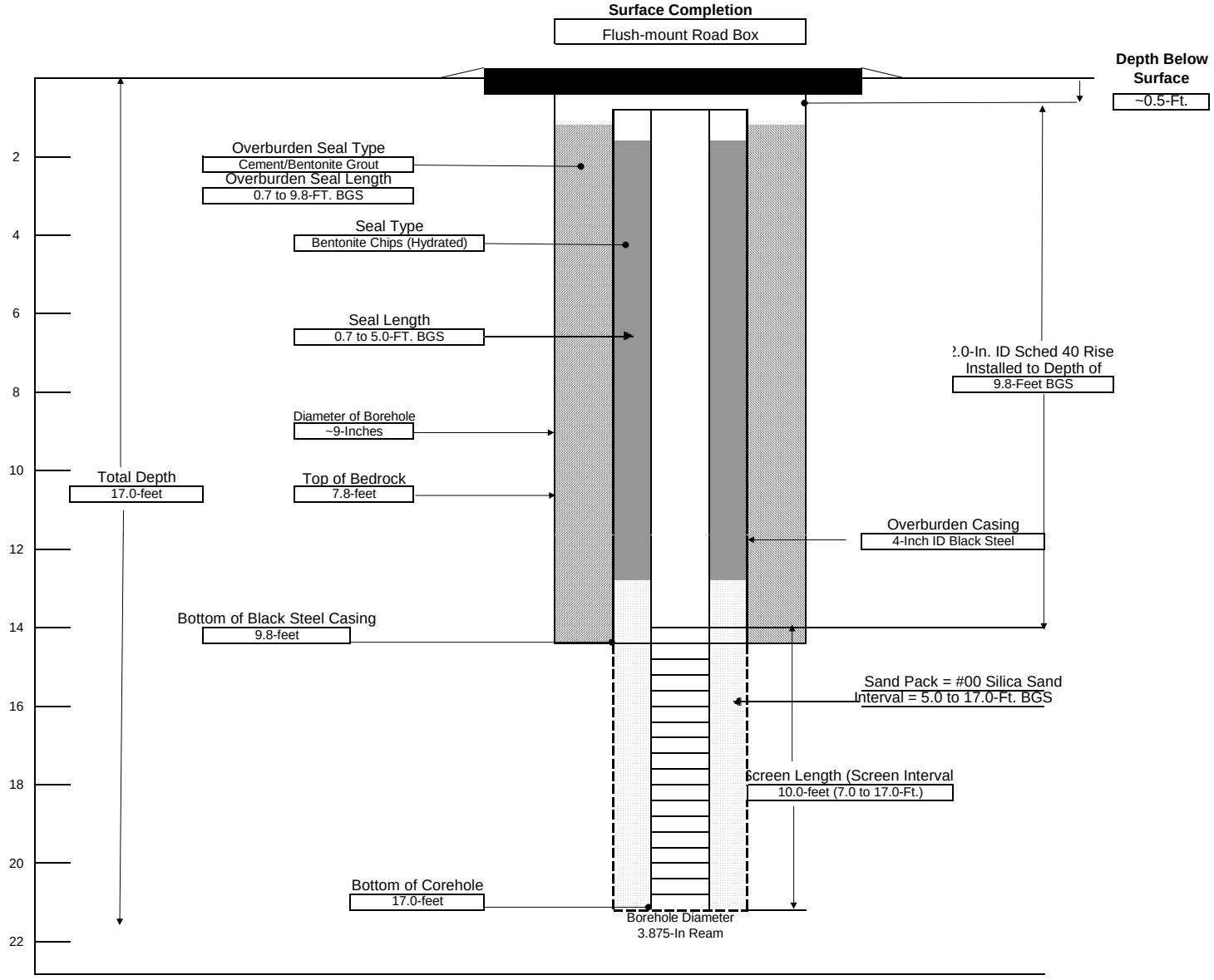

NOTE: ALL DIMENSIONS IN FEET UNLESS OTHERWISE INDICATED

GENERAL NOTES:

1) STRATIFICATION LINES REPRESENT APPROXIMATE BOUNDARY BETWEEN SOIL TYPES, TRANSITIONS MAY BE GRADUAL
2) WATER LEVEL READINGS HAVE BEEN MADE AT TIMES AND UNDER CONDITIONS STATED, FLUCTUATIONS OF GROUNDWATER MAY OCCUR DUE TO OTHER FACTORS THAN THOSE PRESENT AT THE TIME MEASUREMENTS WERE MADE.

LABELLA Associates, P.C. 300 STATE STREET, ROCHESTER, NEW YORK ENVIRONMENTAL ENGINEERING CONSULTANTS	**PROJECT** **Phase II Environmental Site Assessment** **690 St. Paul Street** **Rochester, New York**	WELL ID **BW-3** SHEET 1 OF 1 JOB # 208492 CHKD. BY:

CONTRACTOR Nothnagle Drilling Co.		BORING LOCATION	
DRILLER Steve Gelser		GROUND SURFACE ELEVATION	DATUM
LABELLA REPRESENTATIVE: C. A. Stiles		START DATE 18-Aug-08	END DATE 19-Aug-08
TYPE OF DRILL RIG: CME Model 75 Truck-mount Rotary Drill Rig		WATER LEVEL DATA	
AUGER SIZE AND TYPE 6.25" ID Hollow Stem Augers		DATE TIME WATER REMARKS	
OVERBURDEN SAMPLING METHOD No Soil Sampling Conducted			
ROCK DRILLING METHOD HX (3.875" ID) Water rotary Core Barrel			

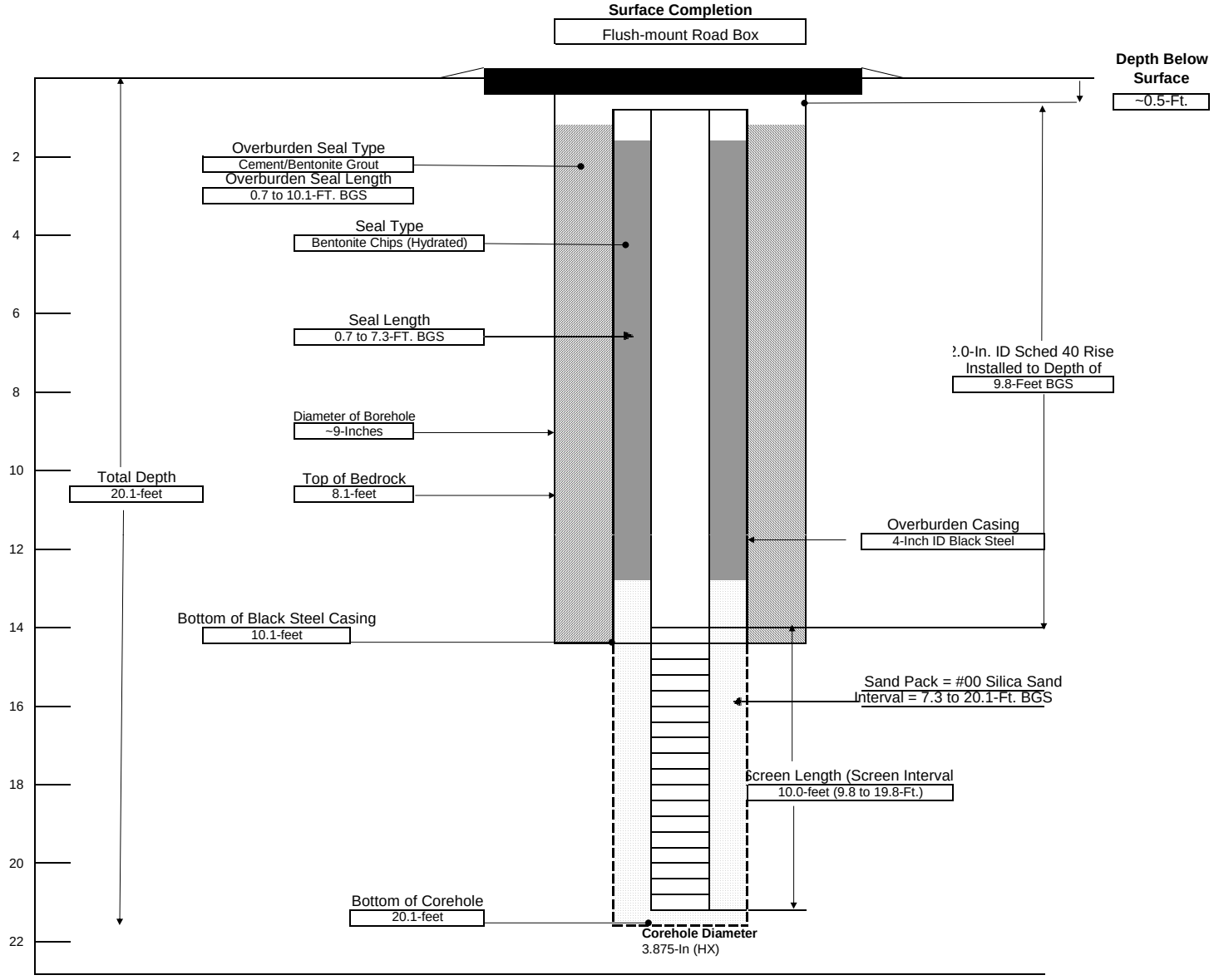

NOTE: ALL DIMENSIONS IN FEET UNLESS OTHERWISE INDICATED

GENERAL NOTES:

1) STRATIFICATION LINES REPRESENT APPROXIMATE BOUNDARY BETWEEN SOIL TYPES, TRANSITIONS MAY BE GRADUAL
2) WATER LEVEL READINGS HAVE BEEN MADE AT TIMES AND UNDER CONDITIONS STATED, FLUCTUATIONS OF GROUNDWATER MAY OCCUR DUE TO OTHER FACTORS THAN THOSE PRESENT AT THE TIME MEASUREMENTS WERE MADE.

LABELLA Associates, P.C.
300 STATE STREET, ROCHESTER, NEW YORK
ENVIRONMENTAL ENGINEERING CONSULTANTS

PROJECT
Phase II Environmental Site Assessment
690 St. Paul Street
Rochester, New York

WELL ID **BW-4**
SHEET 1 OF 1
JOB # 208492
CHKD. BY:

CONTRACTOR Nothnagle Drilling Co.
DRILLER Steve Gelser
LABELLA REPRESENTATIVE: C. A. Stiles

BORING LOCATION
GROUND SURFACE ELEVATION DATUM
START DATE 18-Aug-08 END DATE 20-Aug-08

TYPE OF DRILL RIG: CME Model 75 Truck-mount Rotary Drill Rig
AUGER SIZE AND TYPE 6.25" ID Hollow Stem Augers
OVERBURDEN SAMPLING METHOD No Soil Sampling Conducted
ROCK DRILLING METHOD HX (3.875" ID) Water rotary Core Barrel

WATER LEVEL DATA

DATE	TIME	WATER	REMARKS

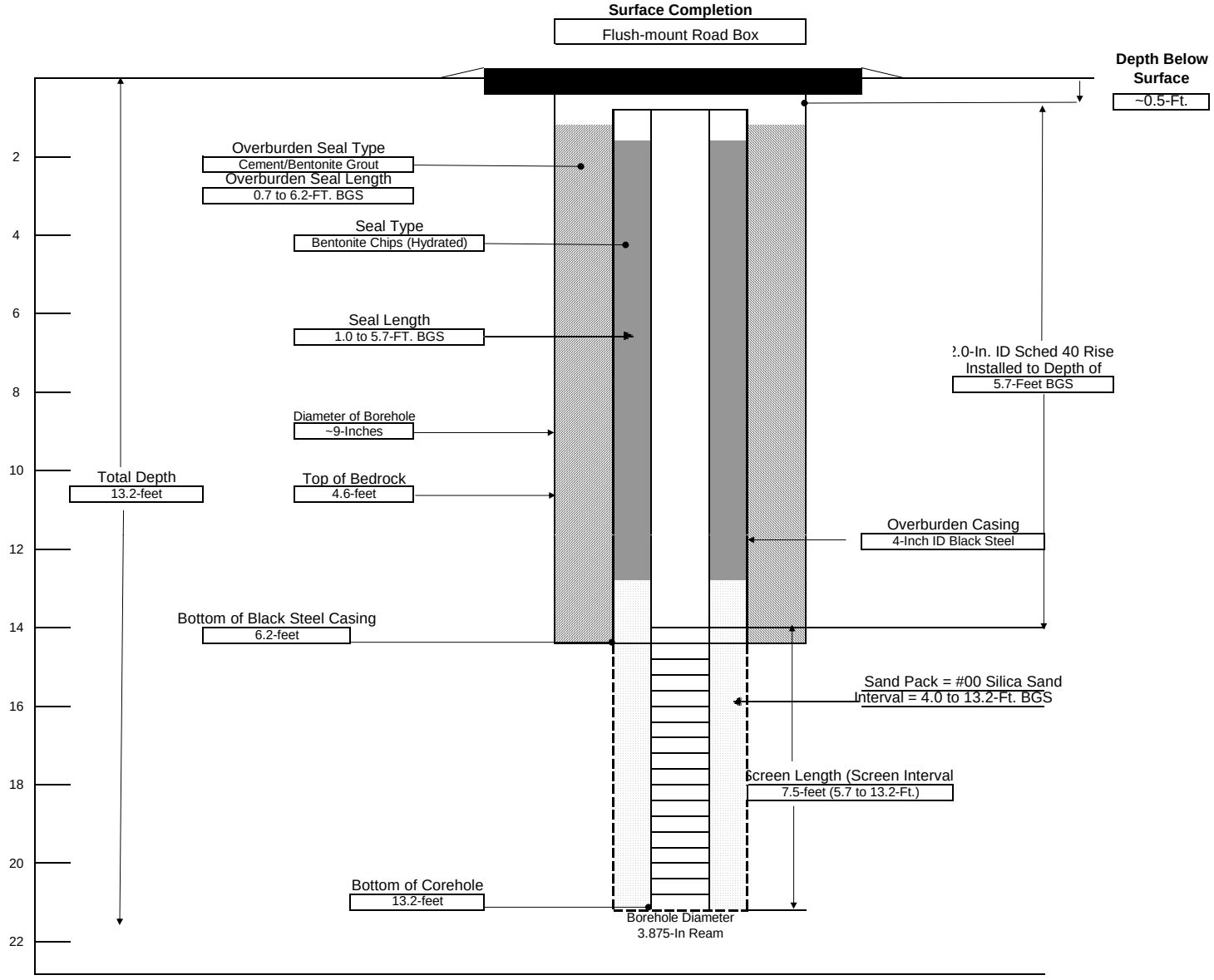

NOTE: ALL DIMENSIONS IN FEET UNLESS OTHERWISE INDICATED

GENERAL NOTES:

1) STRATIFICATION LINES REPRESENT APPROXIMATE BOUNDARY BETWEEN SOIL TYPES, TRANSITIONS MAY BE GRADUAL
2) WATER LEVEL READINGS HAVE BEEN MADE AT TIMES AND UNDER CONDITIONS STATED, FLUCTUATIONS OF GROUNDWATER MAY OCCUR DUE TO OTHER FACTORS THAN THOSE PRESENT AT THE TIME MEASUREMENTS WERE MADE.

LABELLA Associates, P.C. 300 STATE STREET, ROCHESTER, NEW YORK ENVIRONMENTAL ENGINEERING CONSULTANTS	**PROJECT** **BCP Site #C828159** **690 St. Paul Street** **Rochester, New York**	WELL ID **BW-5** SHEET 1 OF 1 JOB # 209280 CHKD. BY: ED

CONTRACTOR Nothnagle Drilling Co.		BORING LOCATION	
DRILLER Kevin Bush		GROUND SURFACE ELEVATION	DATUM
LABELLA REPRESENTATIVE: E. Dumrese		START DATE 20-Oct-10	END DATE 21-Oct-10
TYPE OF DRILL RIG: CME Model 75 Truck-mount Rotary Drill Rig		WATER LEVEL DATA	
AUGER SIZE AND TYPE 6.25" ID Hollow Stem Augers		DATE / TIME / WATER / REMARKS	
OVERBURDEN SAMPLING METHOD Split Spoon		10/22/10 / 800 / 8.28-Ft.	
ROCK DRILLING METHOD HX (3.875" ID) Triple Water rotary Core Barrel			

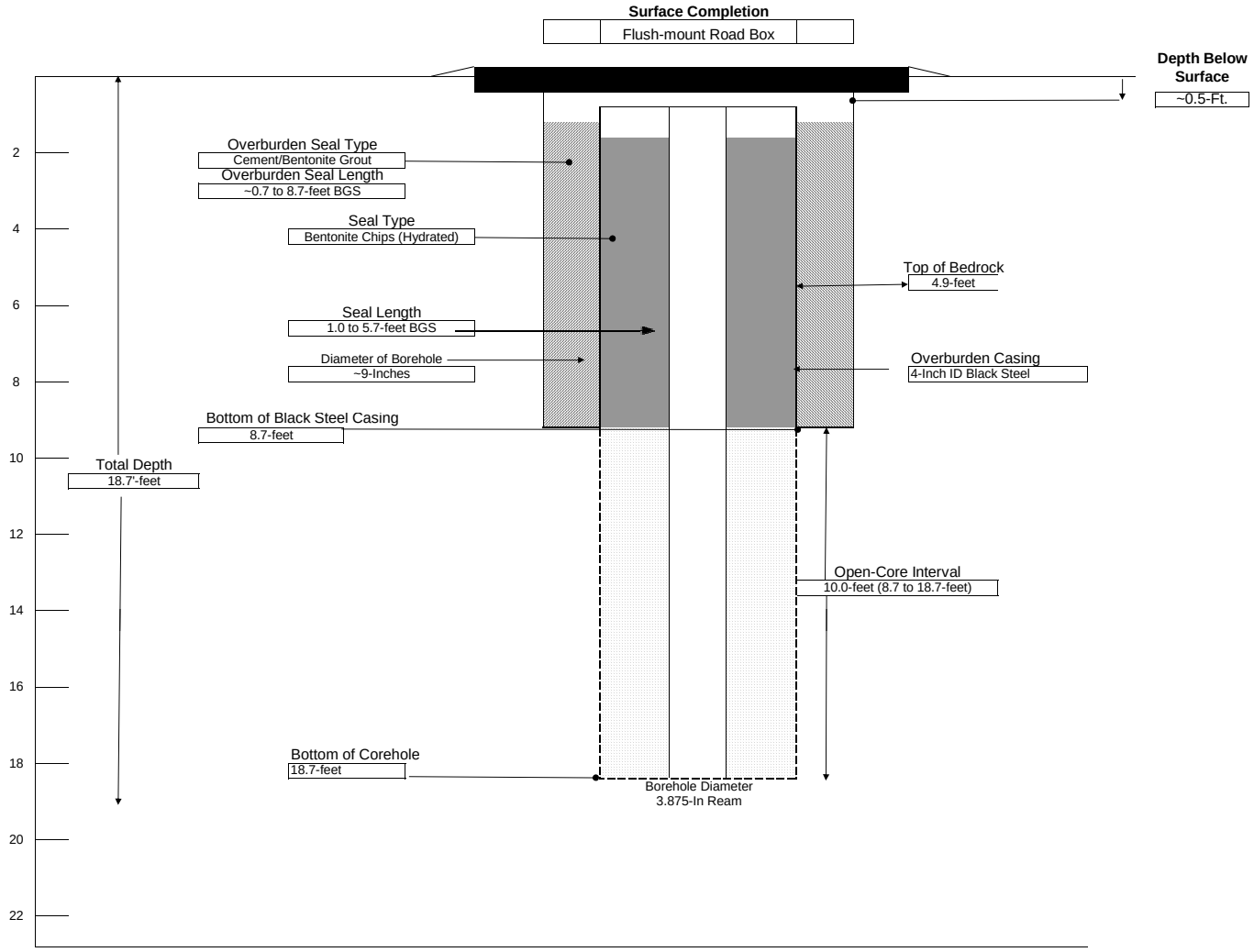

NOTE: ALL DIMENSIONS IN FEET UNLESS OTHERWISE INDICATED

GENERAL NOTES:

1) STRATIFICATION LINES REPRESENT APPROXIMATE BOUNDARY BETWEEN SOIL TYPES, TRANSITIONS MAY BE GRADUAL
2) WATER LEVEL READINGS HAVE BEEN MADE AT TIMES AND UNDER CONDITIONS STATED, FLUCTUATIONS OF GROUNDWATER MAY OCCUR DUE TO OTHER FACTORS THAN THOSE PRESENT AT THE TIME MEASUREMENTS WERE MADE.

LABELLA Associates, P.C. 300 STATE STREET, ROCHESTER, NEW YORK ENVIRONMENTAL ENGINEERING CONSULTANTS	**PROJECT** **BCP Site #C828159** **690 St. Paul Street** **Rochester, New York**	WELL ID **BW-6** SHEET 1 OF 1 JOB # 209280 CHKD. BY: ED

CONTRACTOR: Nothnagle Drilling Co.		BORING LOCATION	
DRILLER Kevin Bush		GROUND SURFACE ELEVATION	DATUM
LABELLA REPRESENTATIVE: E. Dumrese		START DATE 21-Oct-10	END DATE 22-Oct-10
TYPE OF DRILL RIG: CME Model 75 Truck-mount Rotary Drill Rig		WATER LEVEL DATA	
AUGER SIZE AND TYPE 6.25" ID Hollow Stem Augers		DATE / TIME / WATER / REMARKS	
OVERBURDEN SAMPLING METHOD Split Spoon			
ROCK DRILLING METHOD HX (3.875" ID) Triple Water rotary Core Barrel			

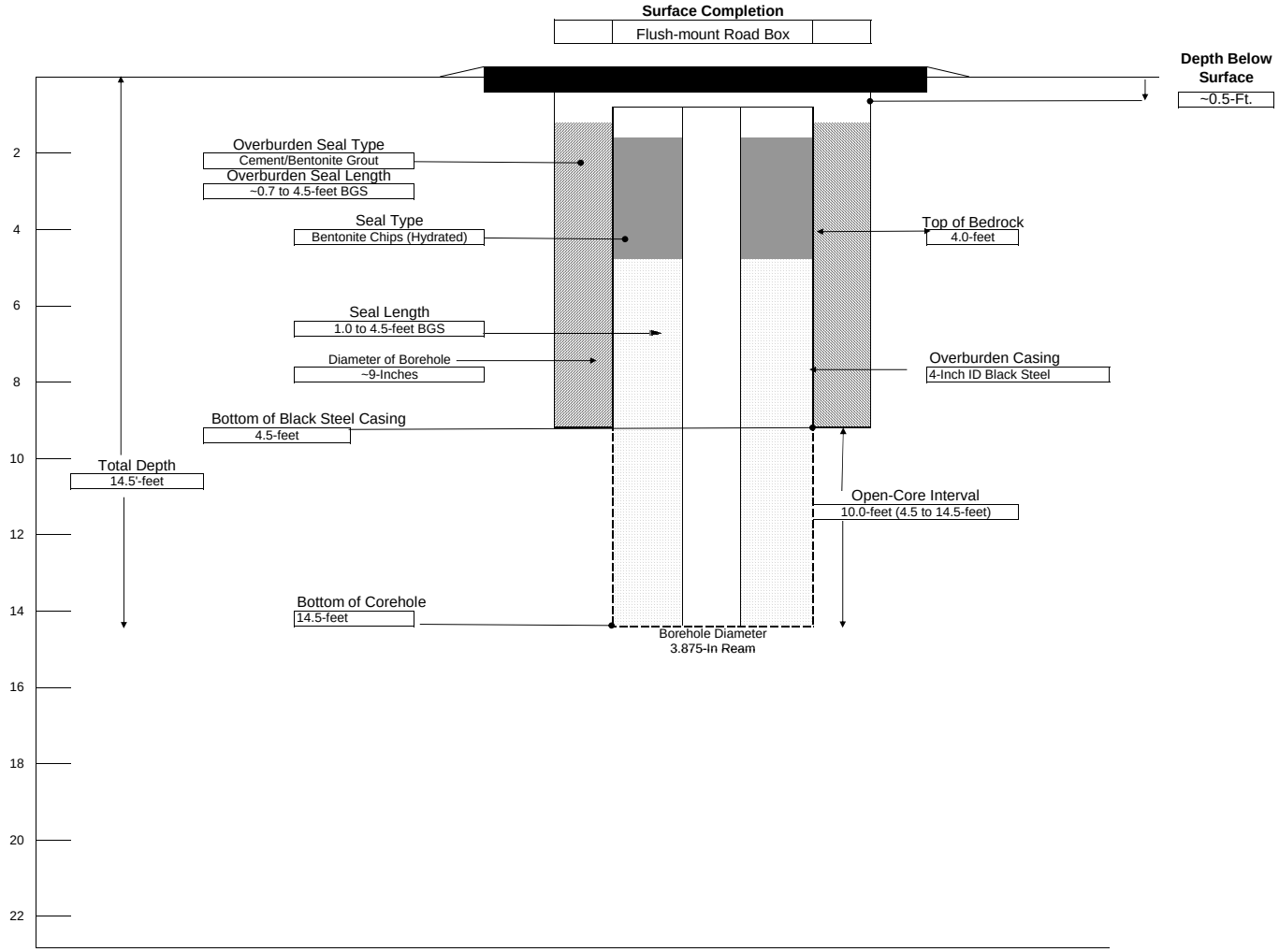

NOTE: ALL DIMENSIONS IN FEET UNLESS OTHERWISE INDICATED

GENERAL NOTES:

1) STRATIFICATION LINES REPRESENT APPROXIMATE BOUNDARY BETWEEN SOIL TYPES, TRANSITIONS MAY BE GRADUAL
2) WATER LEVEL READINGS HAVE BEEN MADE AT TIMES AND UNDER CONDITIONS STATED, FLUCTUATIONS OF GROUNDWATER MAY OCCUR DUE TO OTHER FACTORS THAN THOSE PRESENT AT THE TIME MEASUREMENTS WERE MADE.

LABELLA Associates, P.C. 300 STATE STREET, ROCHESTER, NEW YORK ENVIRONMENTAL ENGINEERING CONSULTANTS	**PROJECT** **BCP Site #C828159** **690 St. Paul Street** **Rochester, New York**	WELL ID **BW-7** SHEET 1 OF 1 JOB # 209280 CHKD. BY: ED

CONTRACTOR: Nothnagle Drilling Co.		BORING LOCATION	
DRILLER Kevin Bush		GROUND SURFACE ELEVATION	DATUM
LABELLA REPRESENTATIVE: E. Dumrese		START DATE 21-Oct-10	END DATE 22-Oct-10
TYPE OF DRILL RIG: CME Model 75 Truck-mount Rotary Drill Rig		WATER LEVEL DATA	
AUGER SIZE AND TYPE 6.25" ID Hollow Stem Augers		DATE / TIME / WATER / REMARKS	
OVERBURDEN SAMPLING METHOD Split Spoon			
ROCK DRILLING METHOD HX (3.875" ID) Triple Water rotary Core Barrel			

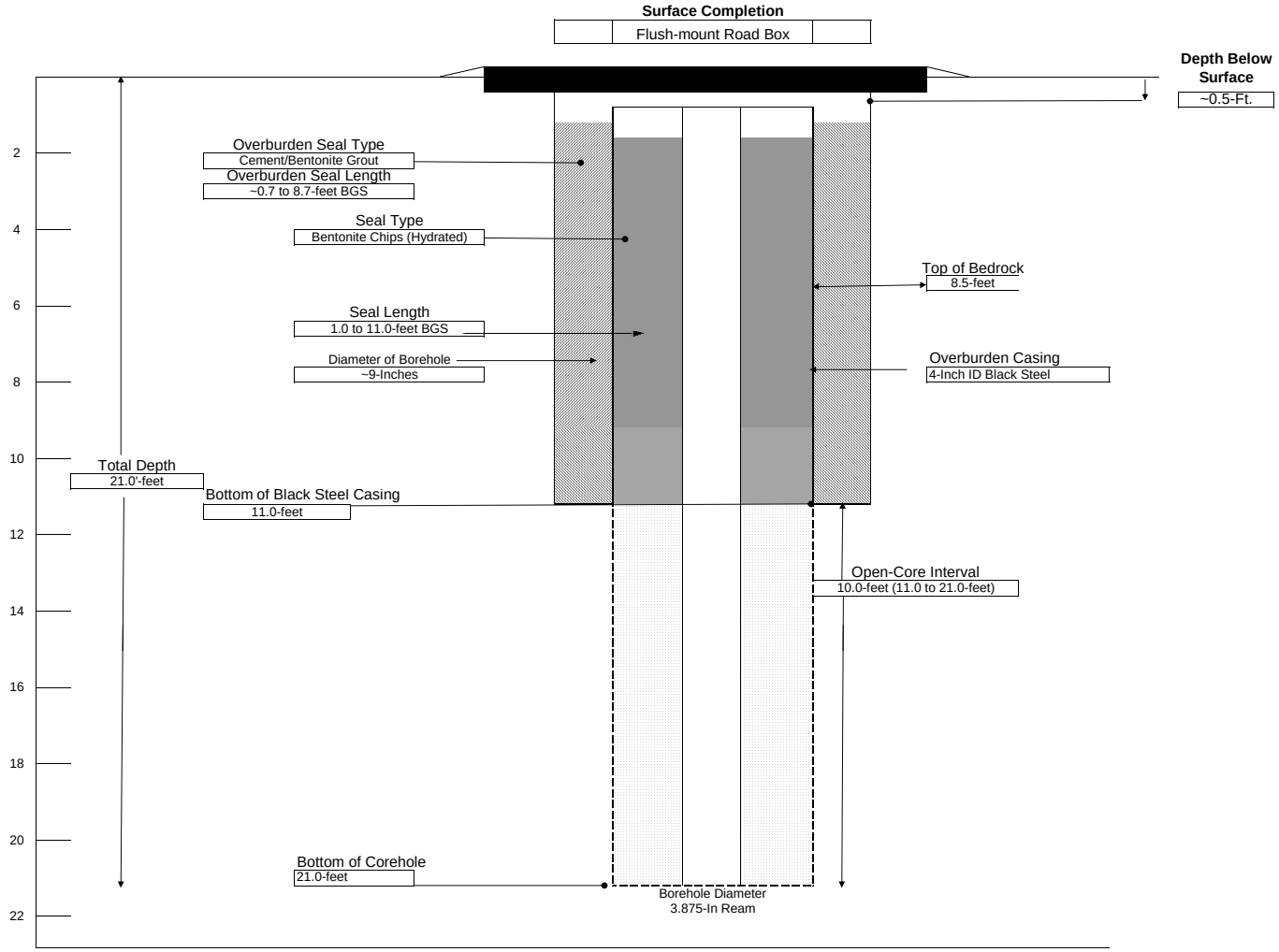

NOTE: ALL DIMENSIONS IN FEET UNLESS OTHERWISE INDICATED

GENERAL NOTES:

1) STRATIFICATION LINES REPRESENT APPROXIMATE BOUNDARY BETWEEN SOIL TYPES, TRANSITIONS MAY BE GRADUAL
2) WATER LEVEL READINGS HAVE BEEN MADE AT TIMES AND UNDER CONDITIONS STATED, FLUCTUATIONS OF GROUNDWATER MAY OCCUR DUE TO OTHER FACTORS THAN THOSE PRESENT AT THE TIME MEASUREMENTS WERE MADE.

LABELLA Associates, P.C. 300 STATE STREET, ROCHESTER, NEW YORK ENVIRONMENTAL ENGINEERING CONSULTANTS	**PROJECT** **BCP Site #C828159** **690 St. Paul Street** **Rochester, New York**	WELL ID **BW-8** SHEET 1 OF 1 JOB # 209280 CHKD. BY: ED

CONTRACTOR: Nothnagle Drilling Co.		BORING LOCATION	
DRILLER Kevin Bush		GROUND SURFACE ELEVATION	DATUM
LABELLA REPRESENTATIVE: E. Dumrese		START DATE 19-Oct-20	END DATE 20-Oct-10
TYPE OF DRILL RIG: CME Model 75 Truck-mount Rotary Drill Rig		WATER LEVEL DATA	
AUGER SIZE AND TYPE 6.25" ID Hollow Stem Augers		DATE / TIME / WATER / REMARKS	
OVERBURDEN SAMPLING METHOD Split Spoon			
ROCK DRILLING METHOD HX (3.875" ID) Triple Water rotary Core Barrel			

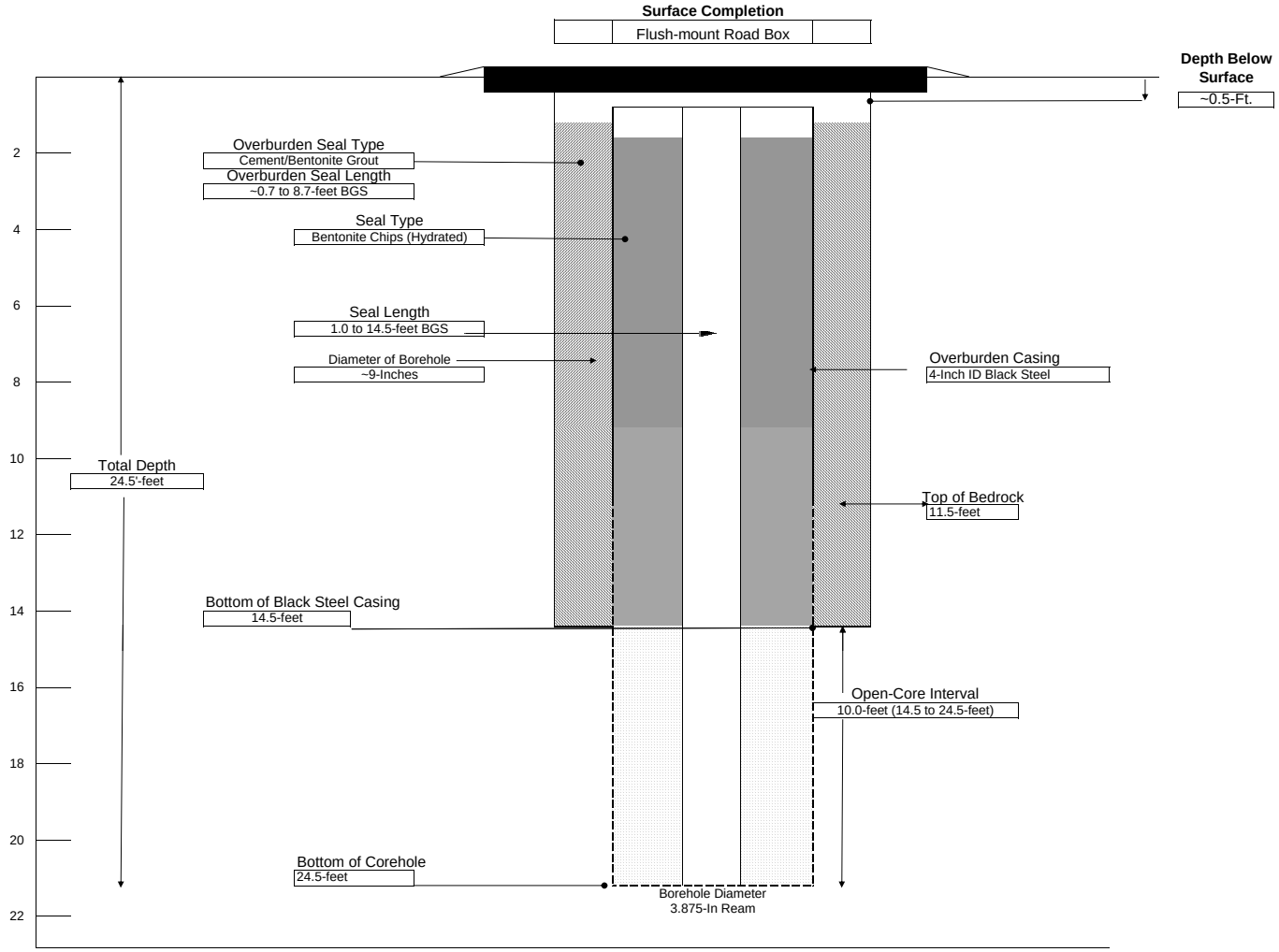

NOTE: ALL DIMENSIONS IN FEET UNLESS OTHERWISE INDICATED

GENERAL NOTES:

1) STRATIFICATION LINES REPRESENT APPROXIMATE BOUNDARY BETWEEN SOIL TYPES, TRANSITIONS MAY BE GRADUAL
2) WATER LEVEL READINGS HAVE BEEN MADE AT TIMES AND UNDER CONDITIONS STATED, FLUCTUATIONS OF GROUNDWATER MAY OCCUR DUE TO OTHER FACTORS THAN THOSE PRESENT AT THE TIME MEASUREMENTS WERE MADE.

LABELLA Associates, P.C. 300 STATE STREET, ROCHESTER, NEW YORK ENVIRONMENTAL ENGINEERING CONSULTANTS	PROJECT 690 Saint Paul Street Rochester, New York BCP Site #C828159 IRM - AOC #1: Former Oil House Area	BORING: BW-09 SHEET 1 OF 1 JOB # CHKD. BY:

CONTRACTOR: Nothnagle		BORING LOCATION:			
DRILLER: Steve Laurenty		GROUND SURFACE ELEVATION: N/A		DATUM: N/A	
LABELLA REPRESENTATIVE: J. Gillen		START DATE: 1/17/2012		END DATE: 1/17/2012	
		WATER LEVEL DATA			
TYPE OF DRILL RIG:	DATE	TIME	WATER	CASING	REMARKS
AUGER SIZE AND TYPE: N/A					
OVERBURDEN SAMPLING METHOD:					
ROCK DRILLING METHOD: N/A					

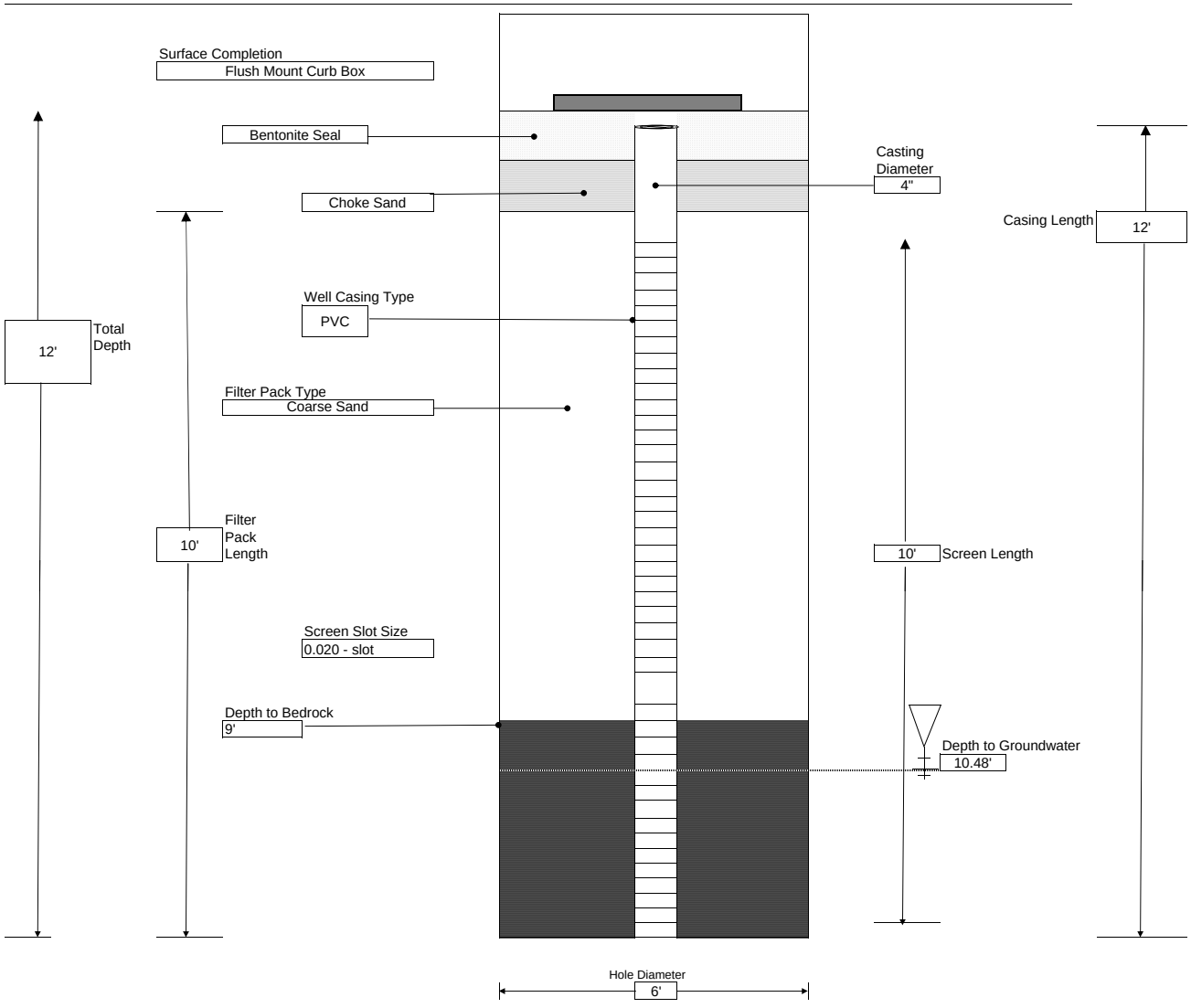

LABELLA Associates, P.C. 300 STATE STREET, ROCHESTER, NEW YORK ENVIRONMENTAL ENGINEERING CONSULTANTS	PROJECT 690 Saint Paul Street Rochester, New York BCP Site #C828159 IRM - AOC #1: Former Oil House Area	BORING: BW-10 SHEET 1 OF 1 JOB # CHKD. BY:

CONTRACTOR: Nothnagle
DRILLER: Steve Laurenty
LABELLA REPRESENTATIVE: J. Gillen
BORING LOCATION:
GROUND SURFACE ELEVATION: N/A DATUM: N/A
START DATE: 1/17/2012 END DATE: 1/17/2012

TYPE OF DRILL RIG:
AUGER SIZE AND TYPE: N/A
OVERBURDEN SAMPLING METHOD:
ROCK DRILLING METHOD: N/A

WATER LEVEL DATA				
DATE	TIME	WATER	CASING	REMARKS

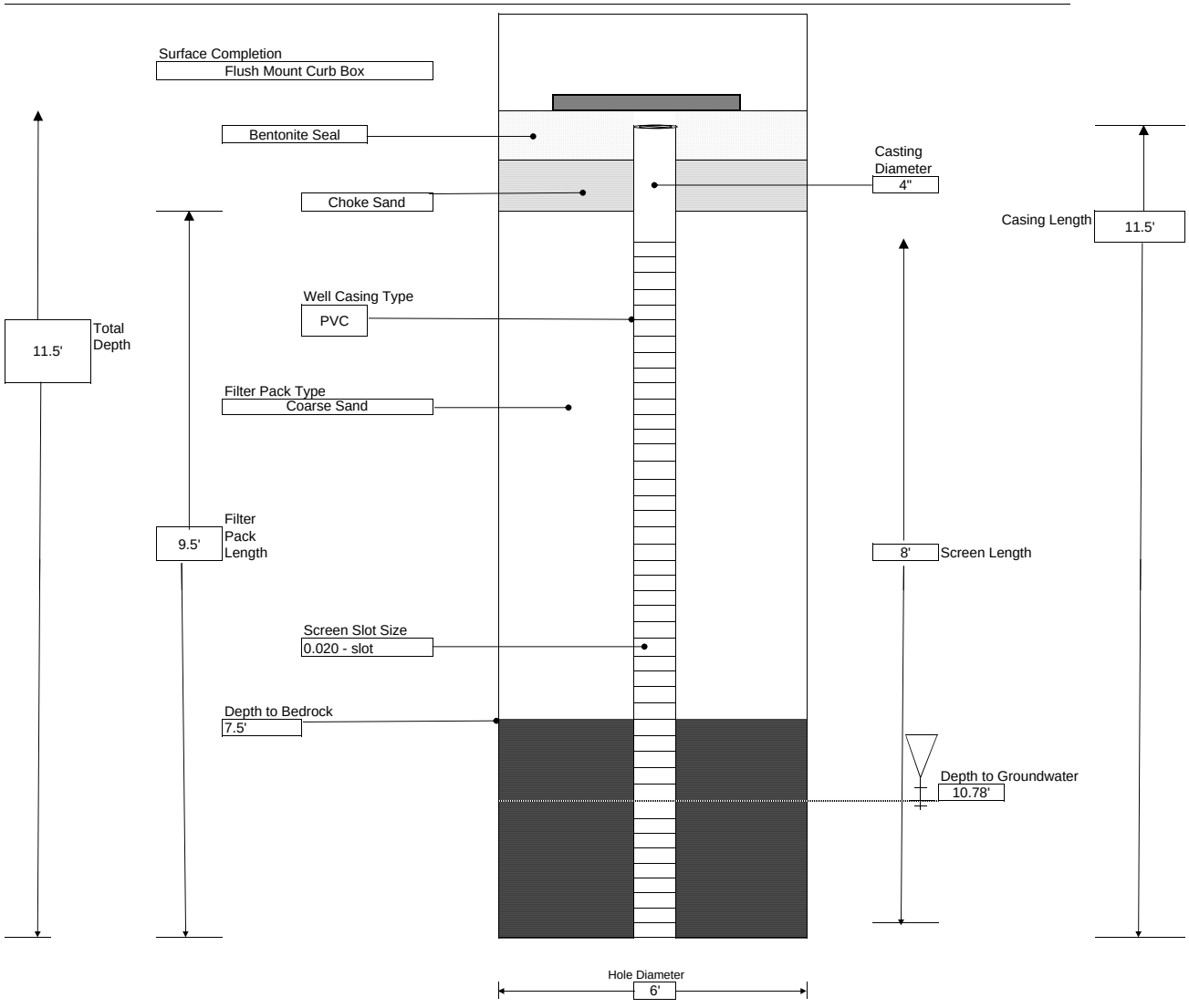

LABELLA Associates, P.C. 300 STATE STREET, ROCHESTER, NEW YORK ENVIRONMENTAL ENGINEERING CONSULTANTS	PROJECT 690 Saint Paul Street Rochester, New York BCP Site #C828159 IRM - AOC #1: Former Oil House Area	BORING: BW-11 SHEET 1 OF 1 JOB # CHKD. BY:

CONTRACTOR: Nothnagle
DRILLER: Steve Laurenty
LABELLA REPRESENTATIVE: J. Gillen
BORING LOCATION:
GROUND SURFACE ELEVATION: N/A DATUM: N/A
START DATE: 1/18/2012 END DATE: 1/18/2012

TYPE OF DRILL RIG:
AUGER SIZE AND TYPE: N/A
OVERBURDEN SAMPLING METHOD:
ROCK DRILLING METHOD: N/A

WATER LEVEL DATA				
DATE	TIME	WATER	CASING	REMARKS

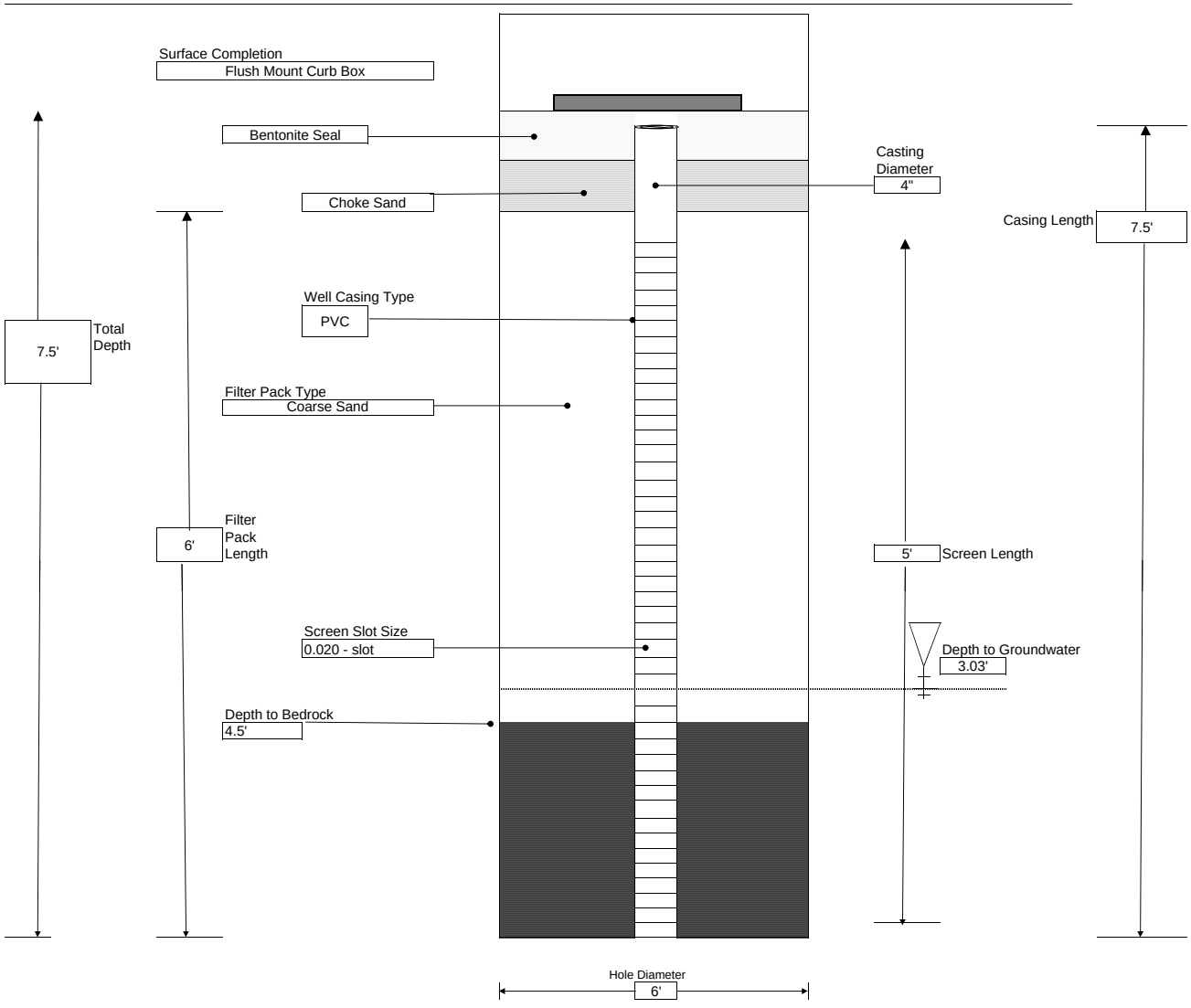

LABELLA Associates, P.C. 300 STATE STREET, ROCHESTER, NEW YORK ENVIRONMENTAL ENGINEERING CONSULTANTS	PROJECT 690 Saint Paul Street Rochester, New York BCP Site #C828159 IRM - AOC #1: Former Oil House Area	BORING: BW-12 SHEET 1 OF 1 JOB # CHKD. BY:

CONTRACTOR: Nothnagle
DRILLER: Steve Laurenty
LABELLA REPRESENTATIVE: J. Gillen
BORING LOCATION:
GROUND SURFACE ELEVATION: N/A DATUM: N/A
START DATE: 1/19/2012 END DATE: 1/19/2012

TYPE OF DRILL RIG:
AUGER SIZE AND TYPE: N/A
OVERBURDEN SAMPLING METHOD:
ROCK DRILLING METHOD: N/A

WATER LEVEL DATA				
DATE	TIME	WATER	CASING	REMARKS

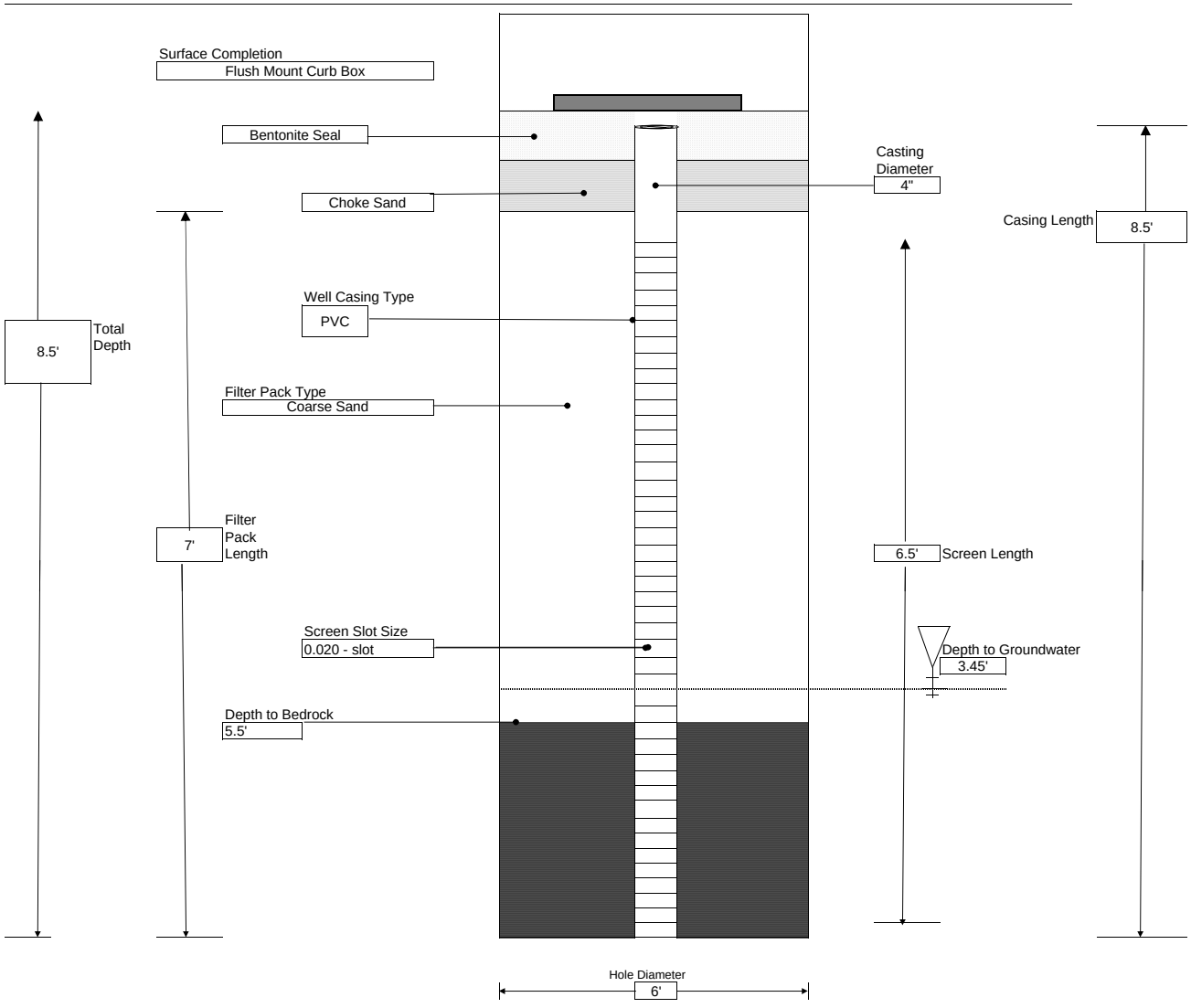

LABELLA Associates, P.C. 300 STATE STREET, ROCHESTER, NEW YORK ENVIRONMENTAL ENGINEERING CONSULTANTS	PROJECT 690 Saint Paul Street Rochester, New York BCP Site #C828159 IRM - AOC #1: Former Oil House Area	BORING: REC-B-East SHEET 1 OF 1 JOB # CHKD. BY:

CONTRACTOR: Nothnagle
DRILLER: Steve Laurenty
LABELLA REPRESENTATIVE: J. Gillen
BORING LOCATION:
GROUND SURFACE ELEVATION: N/A DATUM: N/A
START DATE: 1/19/2012 END DATE: 1/19/2012

TYPE OF DRILL RIG:
AUGER SIZE AND TYPE: N/A
OVERBURDEN SAMPLING METHOD:
ROCK DRILLING METHOD: N/A

WATER LEVEL DATA

DATE	TIME	WATER	CASING	REMARKS
1/20/2012	1415	4.00'		

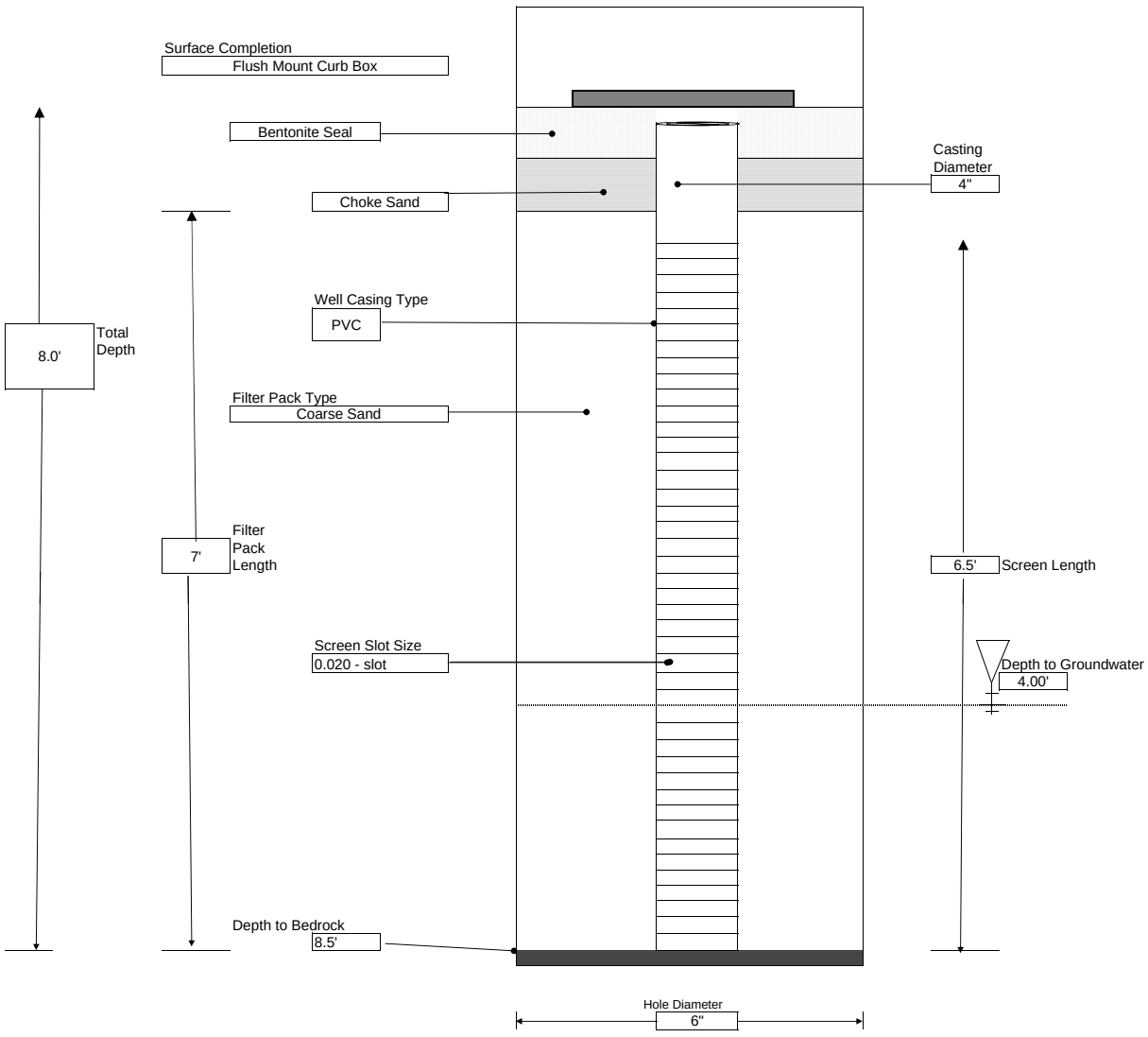

LABELLA Associates, P.C. 300 STATE STREET, ROCHESTER, NEW YORK ENVIRONMENTAL ENGINEERING CONSULTANTS	PROJECT 690 Saint Paul Street Rochester, New York BCP Site #C828159 IRM - AOC #1: Former Oil House Area	BORING: REC-B-West SHEET 1 OF 1 JOB # CHKD. BY:

CONTRACTOR: Nothnagle
DRILLER: Steve Laurenty
LABELLA REPRESENTATIVE: J. Gillen
BORING LOCATION:
GROUND SURFACE ELEVATION: N/A DATUM: N/A
START DATE: 1/19/2012 END DATE: 1/19/2012

TYPE OF DRILL RIG:
AUGER SIZE AND TYPE: N/A
OVERBURDEN SAMPLING METHOD:
ROCK DRILLING METHOD: N/A

WATER LEVEL DATA

DATE	TIME	WATER	CASING	REMARKS
1/20/2012	1245	4.33'		

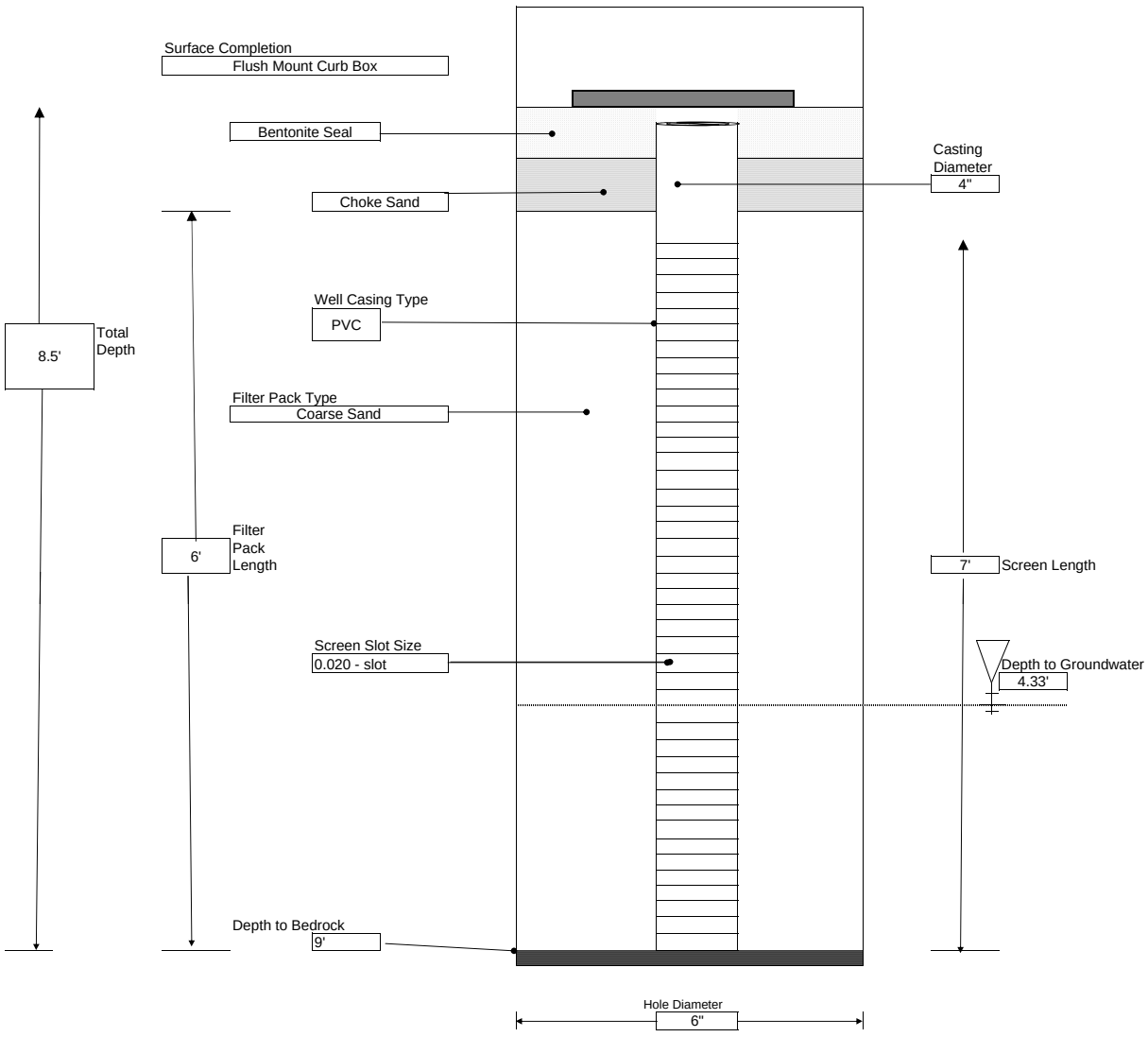

LABELLA Associates, P.C. 300 STATE STREET, ROCHESTER, NEW YORK ENVIRONMENTAL ENGINEERING CONSULTANTS	PROJECT 690 Saint Paul Street Rochester, New York BCP Site #C828159 IRM - AOC #1: Former Oil House Area	BORING: BW-09 SHEET 1 OF 1 JOB # CHKD. BY:

CONTRACTOR: Nothnagle
DRILLER: Steve Laurenty
LABELLA REPRESENTATIVE: J. Gillen
BORING LOCATION:
GROUND SURFACE ELEVATION: N/A DATUM: N/A
START DATE: 1/17/2012 END DATE: 1/17/2012

TYPE OF DRILL RIG:
AUGER SIZE AND TYPE: N/A
OVERBURDEN SAMPLING METHOD:
ROCK DRILLING METHOD: N/A

WATER LEVEL DATA				
DATE	TIME	WATER	CASING	REMARKS

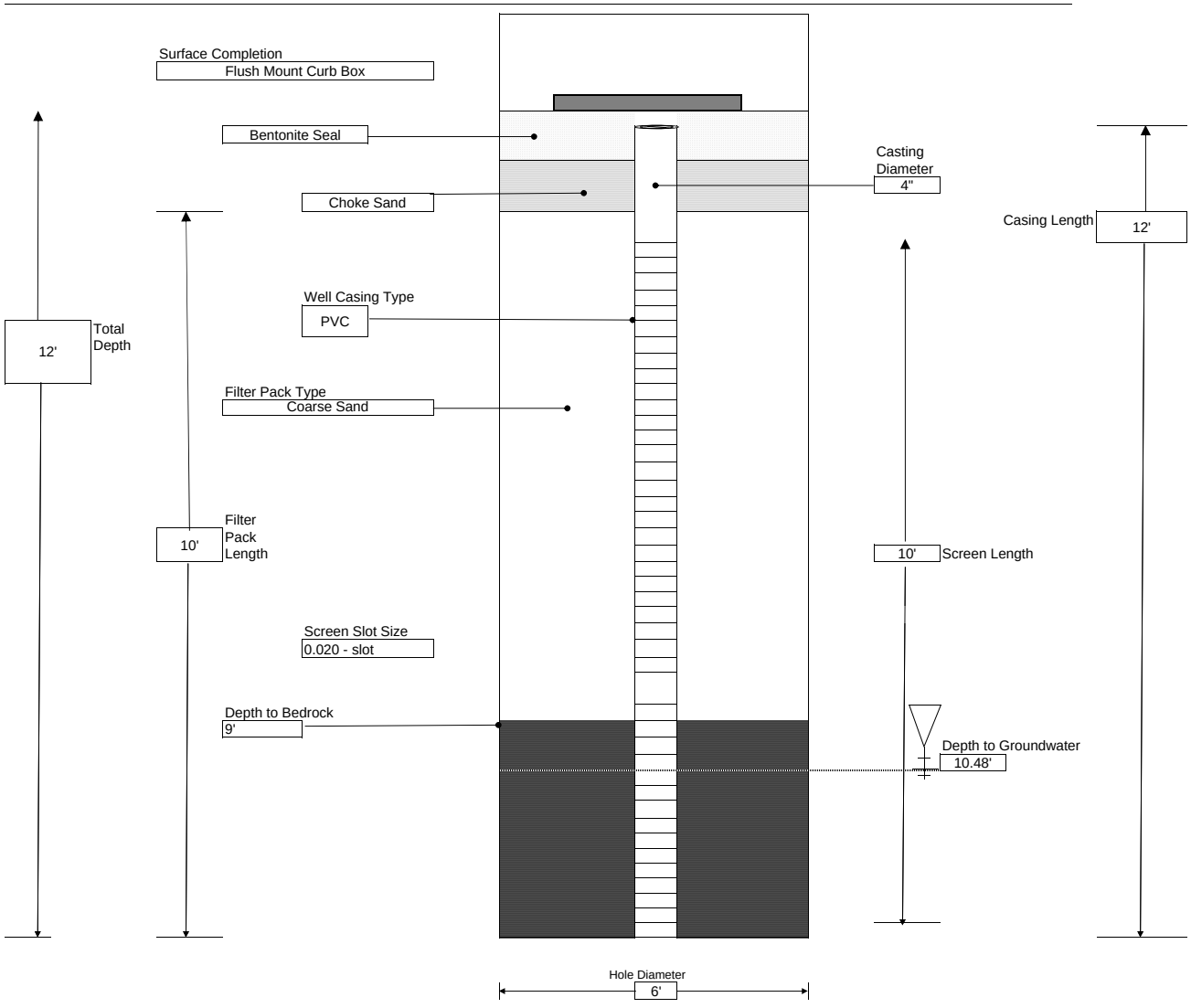


BW-09
1/23/2012
MASON

LABELLA Associates, P.C. 300 STATE STREET, ROCHESTER, NEW YORK ENVIRONMENTAL ENGINEERING CONSULTANTS	PROJECT 690 Saint Paul Street Rochester, New York BCP Site #C828159 IRM - AOC #1: Former Oil House Area	BORING: BW-10 SHEET 1 OF 1 JOB # CHKD. BY:

CONTRACTOR: Nothnagle
DRILLER: Steve Laurenty
LABELLA REPRESENTATIVE: J. Gillen
BORING LOCATION:
GROUND SURFACE ELEVATION: N/A DATUM: N/A
START DATE: 1/17/2012 END DATE: 1/17/2012

TYPE OF DRILL RIG:
AUGER SIZE AND TYPE: N/A
OVERBURDEN SAMPLING METHOD:
ROCK DRILLING METHOD: N/A

WATER LEVEL DATA				
DATE	TIME	WATER	CASING	REMARKS

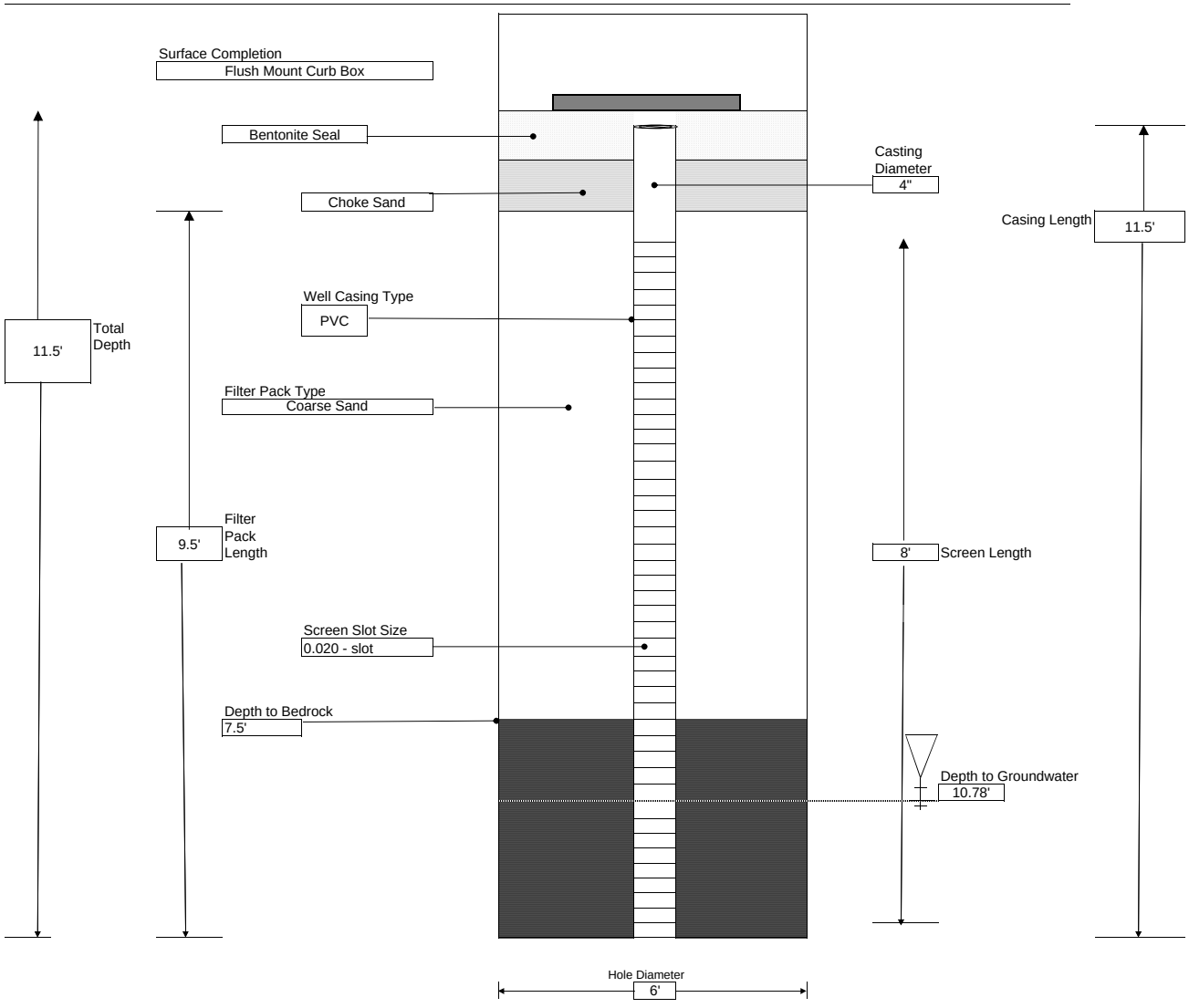


BW-10
1/23/2012

LABELLA Associates, P.C. 300 STATE STREET, ROCHESTER, NEW YORK ENVIRONMENTAL ENGINEERING CONSULTANTS	PROJECT 690 Saint Paul Street Rochester, New York BCP Site #C828159 IRM - AOC #1: Former Oil House Area	BORING: BW-11 SHEET 1 OF 1 JOB # CHKD. BY:

CONTRACTOR: Nothnagle
DRILLER: Steve Laurenty
LABELLA REPRESENTATIVE: J. Gillen
BORING LOCATION:
GROUND SURFACE ELEVATION: N/A DATUM: N/A
START DATE: 1/18/2012 END DATE: 1/18/2012

TYPE OF DRILL RIG:
AUGER SIZE AND TYPE: N/A
OVERBURDEN SAMPLING METHOD:
ROCK DRILLING METHOD: N/A

WATER LEVEL DATA				
DATE	TIME	WATER	CASING	REMARKS

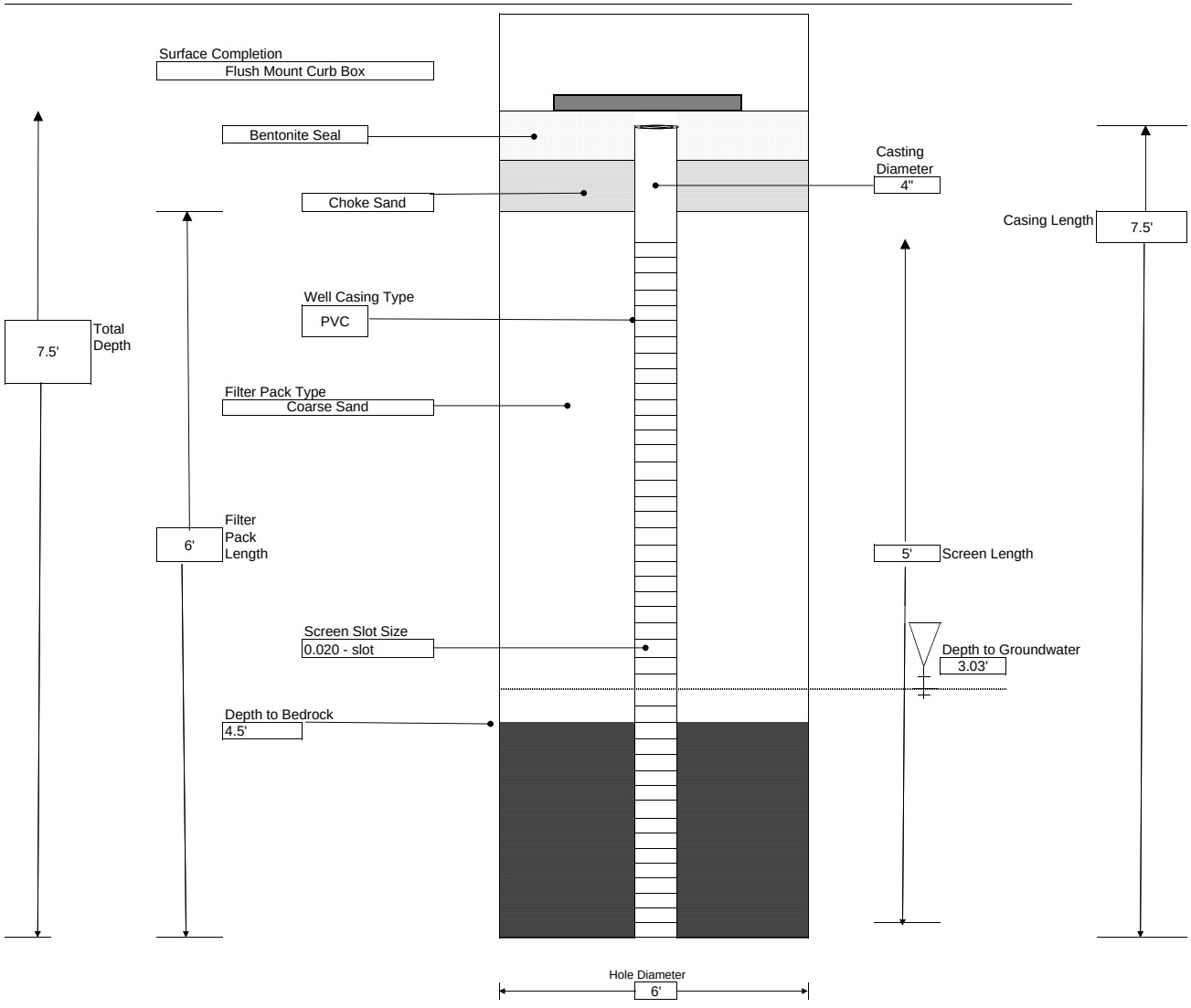


BW-11
1/23/2012

LABELLA Associates, P.C. 300 STATE STREET, ROCHESTER, NEW YORK ENVIRONMENTAL ENGINEERING CONSULTANTS	PROJECT 690 Saint Paul Street Rochester, New York BCP Site #C828159 IRM - AOC #1: Former Oil House Area	BORING: BW-12 SHEET 1 OF 1 JOB # CHKD. BY:

CONTRACTOR: Nothnagle
DRILLER: Steve Laurenty
LABELLA REPRESENTATIVE: J. Gillen
BORING LOCATION:
GROUND SURFACE ELEVATION: N/A DATUM: N/A
START DATE: 1/19/2012 END DATE: 1/19/2012

TYPE OF DRILL RIG:
AUGER SIZE AND TYPE: N/A
OVERBURDEN SAMPLING METHOD:
ROCK DRILLING METHOD: N/A

WATER LEVEL DATA				
DATE	TIME	WATER	CASING	REMARKS

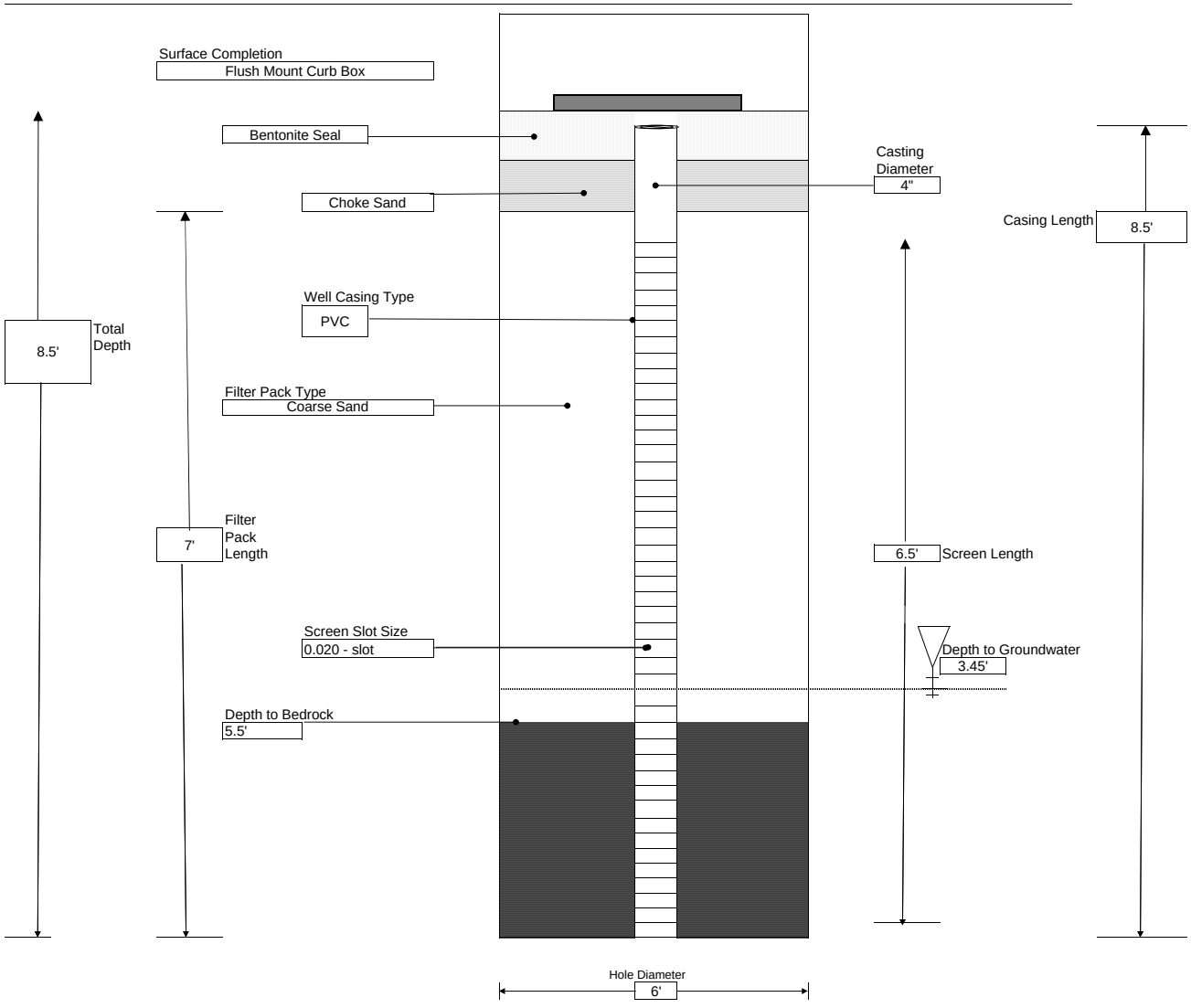


BW-12
1/23/2012

LABELLA Associates, P.C.

MONITORING WELL INSTALLATION REPORT

MONITORING WELL ID
BW-13

Project:	690 St. Paul Street	LaBella Project No.:	209280
Location:	690 St. Paul Street, Rochester, New York	LaBella Representative:	M. Pelychaty
Client:	Genesee Valley Real Estate	Date Installed:	May 14-17, 2012
Contractor(s):	Nothnagle Drilling	Time:	to
Driller:	K. Bush	Type of Drill Rig:	BK-81
Rock Coring Method:	NX Core	Auger size and type:	

Ground El.: Not Applicable | Location: SEE PLAN | Depth to bedrock:

BOREHOLE BACKFILL

(Numbers refer to depth from ground surface in feet)

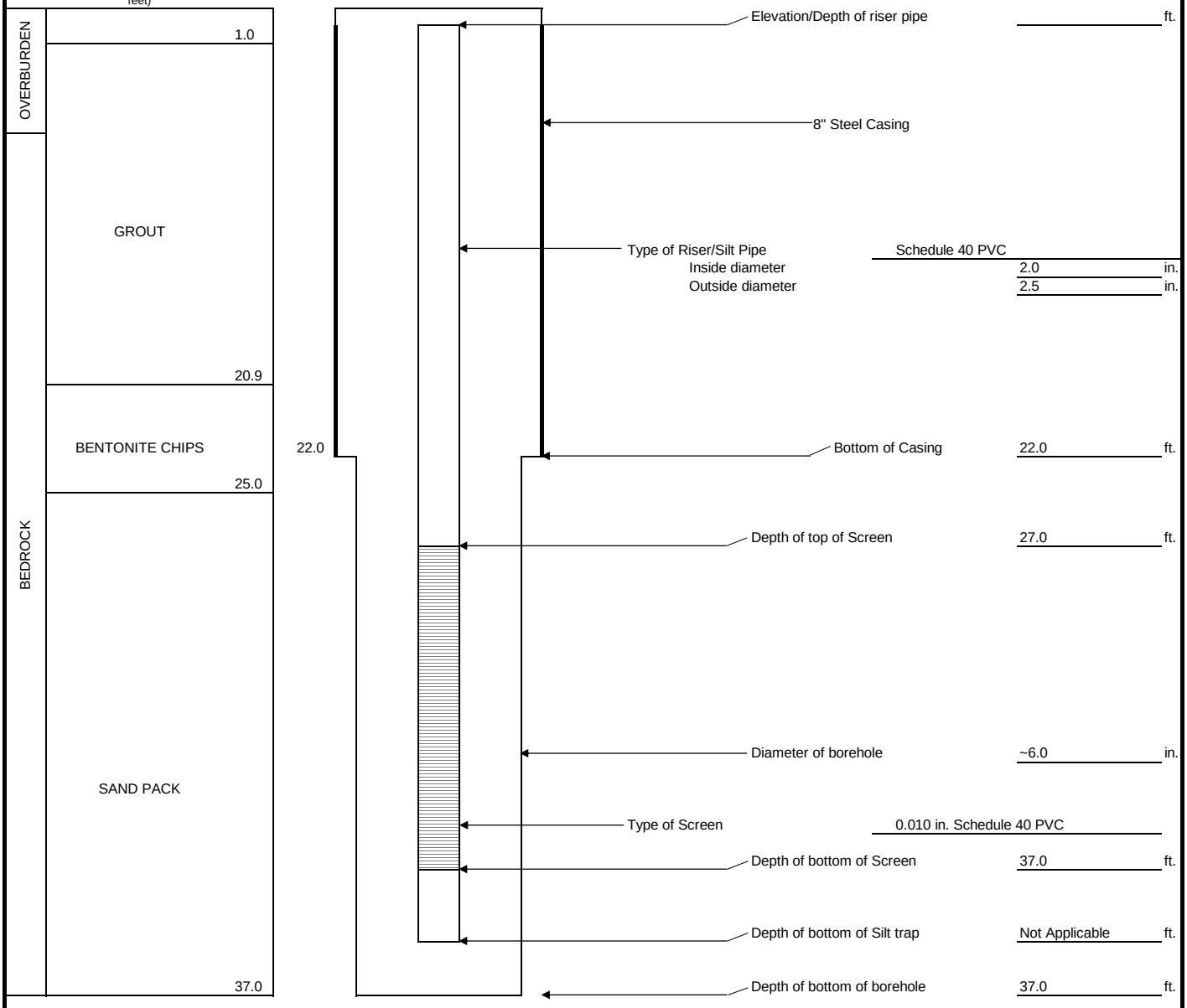

NOTES:

Well completed with flush mount well cover and locking J-Plug

LABELLA Associates, P.C.
300 State Street
Rochester, New York 14614
Telephone: (585) 454-6110
Facsimile: (585) 454-3066

WELL I.D.: BN-5

Project Name:
Location: 690 5th Paul
Project No.: 201230
Sampled By: EKG
Date: 11/11
Weather:

WELL SAMPLING INFORMATION

Well Diameter:
Depth of Well: 13.22'
Measuring Point:
Pump Type:

Static Water Level: 4.19' bgs
Length of Well Screen:
Depth to Top of Pump:
Tubing Type: Headspace 1/4" copper

FIELD PARAMETER MEASUREMENT

Time	Pump Rate (ml/~~sec~~ min)	Gallons Purged	pH +/- 0.1	Temp °C	Conductivity (µS/cm) +/- 3%	Turbidity (NTU)	Dissolved O_2 (mg/L) + 10%	Redox (mV) +/- 10 mV	Depth to Water	Comments
9:35A	100		6.48	10.75	~~5~~12	65.4	12.20	-50	4.42'	
9:40A			6.85	11.17	707	53.6	11.37	-78		
9:45A			6.89	11.23	677	50.5	11.64	-84		
9:50A			6.93	11.32	668	48.9	11.55	-83		
9:55A			6.92	11.35	666	48.2	11.54	-89		
10:00A			6.93	11.43	663	47.9	11.49	-89		

Total _____ Gallons Purged

Purge Time Start: 9:30A
Purge Time End:
Final Static Water Level:

OBSERVATIONS

Notes: LNAPL – 4.16' bgs
H_2O – 4.19' bgs
DNAPL – None

LABELLA Associates, P.C.
300 State Street
Rochester, New York 14614
Telephone: (585) 454-6110
Facsimile: (585) 454-3066

WELL I.D.: BW-6

Project Name:
Location: 690 St. Paul
Project No.: 209280
Sampled By: EKG
Date: 11/10/2010
Weather:

WELL SAMPLING INFORMATION

Well Diameter: 4"
Depth of Well: 14.03'
Measuring Point:
Pump Type: Bladder

Static Water Level: 4.3' bgs
Length of Well Screen: NONE
Depth to Top of Pump: ~6' From Bottom
Tubing Type:
Headspace 13.1 ppm

FIELD PARAMETER MEASUREMENT

Time	Pump Rate (ml/~~sec~~ min.)	Gallons Purged	pH +/- 0.1	Temp °C	Conductivity (µS/cm) +/- 3%	Turbidity (NTU)	Dissolved O_2 (mg/L) + 10%	Redox (mV) +/- 10 mV	Depth to Water	Comments
9:00A	150		6.96	15.16	1.44	72.5	2.20	-25	4.37'	
9:07			7.50	15.16	144	64	0.63	-75		
9:12			7.61	15.12	145	74.5	0.33	-96		EMPTIED PARAMETER CUP TO REDUCE TURB.
9:17			7.63	15.10	144	76.8	7.51	-92		
9:26			7.65	15.12	145	54.4	0.25	-107		
9:31			7.67	15.20	143	46.5	0.21	-110		
9:36			7.67	15.29	141	42	0.16	-112		
9:41			7.69	15.21	140	39.8	0.17	-113		

Total 2 Gallons Purged

Purge Time Start: 9A Purge Time End: Final Static Water Level: ≅ 4.43'

OBSERVATIONS

Notes: MS/MSD TAKEN AT THIS WELL

Steven Wallace
259-7173

LABELLA Associates, P.C.
300 State Street
Rochester, New York 14614
Telephone: (585) 454-6110
Facsimile: (585) 454-3066

WELL I.D.: BW-7

Project Name: 690 St. Paul
Location: 690 St. Paul
Project No.: 209280
Sampled By: EKG
Date: 11/10/2010
Weather:

WELL SAMPLING INFORMATION

Well Diameter: 4"
Depth of Well: 20.4'
Measuring Point:
Pump Type: Bladder

Static Water Level: 8.4' bgs
Length of Well Screen: None
Depth to Top of Pump: ~5.5'
Tubing Type: Polyethylene

PARAMETER MEASUREMENT

Time	Pump Rate (ml/min)	Gallons Purged	pH +/- 0.1	Temp °C	Conductivity (µS/cm) +/- 3%	Turbidity (NTU)	Dissolved O_2 (mg/L) + 10%	Redox (mV) +/- 10 mV	Depth to Water (feet)	Comments
2:13	150		9.22	16.13	737	166	4.53	69		
2:20			9.39	16.91	774	130	5.76	31		EMPTIED PARAM. CUP PRIOR TO RDING
2:25			9.40	16.92	804	119	1.21	25		
2:33			9.39	16.92	805	110	1.15	16		
2:40			9.40	16.87	808	106	0.78	8		
2:48										PUMP RECAL.
2:52			8.90	16.83	743	60.4	3.69	-67		
2:57			9.16	17.17	742	45.0	1.68	-61		
3:04			9.20	17.18	733	46.7	1.41	-59		
3:09			9.20	17.15	743	47.4	1.19	-57		
3:14			9.21	17.15	740	40.1	0.86	-57		

Total 2 Gallons Purged

Purge Time Start: 2:10PM
Purge Time End: 15:15
Final Static Water Level: 8.7'

OBSERVATIONS

Notes: headspace - 295 ppm

Dup @ this well

1 ft³ = 7.48 gal

4" = 0.3'/2 = (0.15')²

V = πr²h = 0.343 ft³ × 7.48 = 2.6 = 7.8

6.31 gal

LABELLA Associates, P.C.
300 State Street
Rochester, New York 14614
Telephone: (585) 454-6110
Facsimile: (585) 454-3066

WELL I.D.: BW-8

Project Name: 690 St. Paul
Location:
Project No.:
Sampled By: EKG
Date: 11/10/2010
Weather:

WELL SAMPLING INFORMATION

Well Diameter:
Depth of Well: 23.7'
Measuring Point:
Pump Type:

Static Water Level: 19.3' bgs
Length of Well Screen:
Depth to Top of Pump:
Tubing Type:

PARAMETER MEASUREMENT

Time	Pump Rate (ml/min)	Gallons Purged	pH +/- 0.1	Temp °C	Conductivity (µS/cm) +/- 3%	Turbidity (NTU)	Dissolved O_2 (mg/L) + 10%	Redox (mV) +/- 10 mV	Depth to Water (feet)	Comments
4:30P			6.90	13.74	6.82	20.5	7.63	59		
4:35P			6.95	13.76	6.99	16.2	1.51	9		

Total _____ Gallons Purged

Purge Time Start: _____ Purge Time End: _____ Final Static Water Level: _____

OBSERVATIONS

Notes: headspace - 955 ppb

Field Blank started 11/11 - 8AM

SAMPLED → 11/11 8AM, top of pump ~1' from bottom
↳ water level @ 19.75' bgs

LABELLA Associates, P.C.
300 State Street
Rochester, New York 14614
Telephone: (585) 454-6110
Facsimile: (585) 454-3066

WELL I.D.: BW-1

Project Name: 690 Saint Paul Street
Location: 690 Saint Paul Street, Rochester, New York
Project No.: 209280
Sampled By: E. Dumrese
Date: 9/15/10
Weather: Sunny & Cool ~65

WELL SAMPLING INFORMATION

Well Diameter: 2-inch
Depth of Well:
Measuring Point: Top of PVC
Pump Type: QED Sample Pro Bladder Pump (Low Flow)

Static Water Level: 7.55-feet
Length of Well Screen:
Depth to Top of Pump: ~12.00-feet
Tubing Type: HDPE

FIELD PARAMETER MEASUREMENT

Time	Pump Rate	Gallons Purged	pH	Temp °C	Conductivity (µS/cm)	Turbidity (NTU)	Dissolved O_2 (mg/L)	Redox (mV)	Depth To Water	Iron (II)	Comments
			+/- 0.1		+/- 3%		+ 10%	+/- 10 mV			
1400	5.0 mL/sec	0.013	7.50	17.2	0.90	0.0	9.88	-231	7.53'		
1402	5.0 mL/sec	0.20	7.47	16.4	1.20	0.0	1.60	-457	7.62'		
1404	5.0 mL/sec	0.40	7.48	16.3	1.23	0.0	0.44	-281	7.77'		
1406	5.0 mL/sec	0.60	7.33	16.4	1.16	0.0	0.21	-296	7.80'		
1408	5.0 mL/sec	0.80	7.31	16.4	1.08	0.0	0.17	-304	7.81'		
1410	5.0 mL/sec	1.00	7.26	16.4	1.10	0.0	0.12	-332	7.83'		
1412	5.0 mL/sec	1.20	7.24	16.4	1.12	0.0	0.18	-309	7.84'		

Total ~1.25 Gallons Purged

Purge Time Start: 1400 Purge Time End: 1412 Final Static Water Level: 7.84'

OBSERVATIONS

Notes:

- Free product observed at 7.52' below top of casing
- Free product thickness = 0.03'
- Grabbed sample of free product for TPH analysis

LABELLA Associates, P.C.
300 State Street
Rochester, New York 14614
Telephone: (585) 454-6110
Facsimile: (585) 454-3066

WELL I.D.: BW-2

Project Name: 690 Saint Paul Street
Location: 690 Saint Paul Street, Rochester, New York
Project No.: 209280
Sampled By: E. Dumrese
Date: 9/15/10
Weather: Sunny & Cool ~65

WELL SAMPLING INFORMATION

Well Diameter: 2-inch
Depth of Well: 13.22-feet
Measuring Point: Top of PVC
Pump Type: QED Bladder Pro Pump

Static Water Level: 7.31-feet
Length of Well Screen:
Depth to Top of Pump: ~10.00-feet
Tubing Type:

FIELD PARAMETER MEASUREMENT

Time	Pump Rate	Gallons Purged	pH	Temp °C	Conductivity (µS/cm)	Turbidity (NTU)	Dissolved O_2 (mg/L)	Redox (mV)	Depth to Water	Iron (II)	Comments
			+/- 0.1		+/- 3%		+ 10%	+/- 10 mV			
947	5.0 (ml/sec)	0.01	7.29	15.6	0.985	385	5.28	-176	7.04'		
949	5.0 (ml/sec)	0.50	7.20	15.6	1.11	92.2	1.10	-175	7.82'		
951	5.0 (ml/sec)	0.75	7.19	15.7	1.09	12.9	0.15	-177	8.21'		
953	5.0 (ml/sec)	1.00	7.14	16.0	0.99	2.0	0.47	-178	8.35'		
955	5.0 (ml/sec)	1.25	7.06	15.0	1.04	16.0	0.33	-183	8.42'		
957	5.0 (ml/sec)	1.50	6.99	15.9	1.15	0.88	0.28	-188	8.56'		
959	5.0 (ml/sec)	1.75	6.95	15.8	1.23	23.0	1.23	-194	8.73'		
1001	5.0 (ml/sec)	1.95	6.96	15.8	1.25	25.5	1.31	-199	8.80'		

Total ~2.00 Gallons Purged

Purge Time Start: 946 Purge Time End: 1002 Final Static Water Level: 8.82-feet

OBSERVATIONS

Notes:

LABELLA Associates, P.C.
300 State Street
Rochester, New York 14614
Telephone: (585) 454-6110
Facsimile: (585) 454-3066

WELL I.D.: BW-3

Project Name: 690 Saint Paul Street
Location: 690 Saint Paul Street, Rochester, New York
Project No.: 209280
Sampled By: E. Dumrese
Date: 9/15/10
Weather: Sunny & Cool ~65

WELL SAMPLING INFORMATION

Well Diameter: 2-inch
Depth of Well: 19.32-feet
Measuring Point: Top of PVC
Pump Type: QED Bladder Pro Pump

Static Water Level: 8.24-feet
Length of Well Screen:
Depth to Top of Pump: 12.00-feet
Tubing Type: HDPE

FIELD PARAMETER MEASUREMENT

Time	Pump Rate	Gallons Purged	pH	Temp °C	Conductivity (µS/cm)	Turbidity (NTU)	Dissolved O_2 (mg/L)	Redox (mV)	Depth to Water	Iron (II)	Comments
			+/- 0.1		+/- 3%		+ 10%	+/- 10 mV			
1115	5.0 (ml/sec)	0.25	7.54	16.9	1.52	5.8	1.72	-219	8.45'		
1117	5.0 (ml/sec)	0.50	7.52	17.0	1.51	204.0	0.82	-222	9.00'		
1119	5.0 (ml/sec)	0.75	7.49	17.1	1.53	36.2	0.36	-231	9.04'		
1121	5.0 (ml/sec)	1.00	7.47	17.1	1.56	65.1	0.21	-236	9.06'		
1123	5.0 (ml/sec)	1.20	7.43	17.1	1.57	83.0	0.10	-241	9.09'		
1125	5.0 (ml/sec)	1.40	7.42	17.1	1.58	82.4	0.22	-244	9.11'		

Total ~1.50 Gallons Purged

Purge Time Start: 1115 Purge Time End: 1125 Final Static Water Level: 9.11-feet

OBSERVATIONS

Notes:

LABELLA Associates, P.C.
300 State Street
Rochester, New York 14614
Telephone: (585) 454-6110
Facsimile: (585) 454-3066

WELL I.D.: BW-4

Project Name: 690 Saint Paul Street
Location: 690 Saint Paul Street, Rochester, New York
Project No.: 209280
Sampled By: E. Dumrese
Date: 9/15/10
Weather: Sunny & Cool ~65

WELL SAMPLING INFORMATION

Well Diameter: 2-inch
Depth of Well: 12.85-feet
Measuring Point: Top of PVC
Pump Type: QED Bladder ProPump

Static Water Level: 3.62'
Length of Well Screen:
Depth to Top of Pump: 6.00'
Tubing Type: HDPE

FIELD PARAMETER MEASUREMENT

Time	Pump Rate	Gallons Purged	pH	Temp °C	Conductivity (µS/cm)	Turbidity (NTU)	Dissolved O_2 (mg/L)	Redox (mV)	Depth to Water	Iron (II)	Comments
			+/- 0.1		+/- 3%		+ 10%	+/- 10 mV			
1255	5 (ml/sec.)	0.10	7.95	15.9	0.001	563.0	9.70	-112	3.65		
1257	5 (ml/sec.)	0.25	7.67	16.2	1.42	316.0	8.58	-113	3.82		
1259	5 (ml/sec.)	0.40	7.58	16.4	1.41	162.0	6.68	-108	3.86		
1301	5 (ml/sec.)	0.60	7.52	16.6	1.44	195.0	5.01	-111	3.89		
1303	5 (ml/sec.)	0.80	7.44	16.7	1.50	146.0	2.63	-130	3.92		
1305	5 (ml/sec.)	1.00	7.40	16.7	1.58	70.8	0.94	-154	3.93		
1307	5 (ml/sec.)	1.20	7.39	16.7	1.60	52.0	0.39	-168	3.95		
1309	5 (ml/sec.)	1.40	7.39	16.7	1.61	60.8	0.26	-170	3.95		
1311	5 (ml/sec.)	1.50	7.39	16.7	1.61	42.1	0.20	-177	3.96		

Total ~1.50 Gallons Purged

Purge Time Start: 1255 Purge Time End: 1311 Final Static Water Level: 3.97'

OBSERVATIONS

Notes:

LABELLA Associates, P.C.
300 State Street
Rochester, New York 14614
Telephone: (585) 454-6110
Facsimile: (585) 454-3066

WELL I.D.: MW-1

Project Name: 690 Saint Paul Street
Location: 690 Saint Paul Street, Rochester, New York
Project No.: 209280
Sampled By: E. Dumrese
Date: 9/14/10
Weather: Sunny & Cool ~65

WELL SAMPLING INFORMATION

Well Diameter: 1-inch
Depth of Well: 7.07-feet
Measuring Point: Top of PVC
Pump Type: N//A

Static Water Level: DRY
Length of Well Screen:
Depth to Top of Pump: N/A
Tubing Type: N/A

FIELD PARAMETER MEASUREMENT

Time	Pump Rate	Gallons Purged	pH	Temp °C	Conductivity (µS/cm)	Turbidity (NTU)	Dissolved O_2 (mg/L)	Redox (mV)	Alkalinity	Iron (II)	Comments
			+/- 0.1		+/- 3%		+ 10%	+/- 10 mV			

Total _____ Gallons Purged

Purge Time Start: _____ Purge Time End: _____ Final Static Water Level: _____

OBSERVATIONS

Notes:
- Well observed to be dry
- No sample collected

LABELLA Associates, P.C.
300 State Street
Rochester, New York 14614
Telephone: (585) 454-6110
Facsimile: (585) 454-3066

WELL I.D.: MW-2

Project Name: 690 Saint Paul Street
Location: 690 Saint Paul Street, Rochester, New York
Project No.: 209280
Sampled By: E. Dumrese
Date: 9/14/10
Weather: Sunny & Cool ~65

WELL SAMPLING INFORMATION

Well Diameter: 1-inch
Depth of Well:
Measuring Point: Top of PVC
Pump Type:
Static Water Level:
Length of Well Screen:
Depth to Top of Pump:
Tubing Type:

FIELD PARAMETER MEASUREMENT

Time	Pump Rate	Gallons Purged	pH	Temp °C	Conductivity (µS/cm)	Turbidity (NTU)	Dissolved O_2 (mg/L)	Redox (mV)	Alkalinity	Iron (II)	Comments
			+/- 0.1		+/- 3%		+ 10%	+/- 10 mV			

Total _____ Gallons Purged

Purge Time Start: _____ Purge Time End: _____ Final Static Water Level: _____

OBSERVATIONS

Notes:
- Well unable to be located, possibly damaged?
- No sample collected

LABELLA Associates, P.C.
300 State Street
Rochester, New York 14614
Telephone: (585) 454-6110
Facsimile: (585) 454-3066

WELL I.D.: MW-3

Project Name: 690 Saint Paul Street
Location: 690 Saint Paul Street, Rochester, New York
Project No.: 209280
Sampled By: E. Dumrese
Date: 9/14/10
Weather: Sunny & Cool ~65

WELL SAMPLING INFORMATION

Well Diameter: 1-inch
Depth of Well: 7.18-feet
Measuring Point: Top of PVC
Pump Type: Peristaltic

Static Water Level: 6.67-feet
Length of Well Screen:
Depth to Top of Pump: N/A
Tubing Type: HDPE

FIELD PARAMETER MEASUREMENT

Time	Pump Rate	Gallons Purged	pH	Temp °C	Conductivity (µS/cm)	Turbidity (NTU)	Dissolved O_2 (mg/L)	Redox (mV)	Alkalinity	Iron (II)	Comments
			+/- 0.1		+/- 3%		+ 10%	+/- 10 mV			

Total _____ Gallons Purged

Purge Time Start: _____ Purge Time End: _____ Final Static Water Level: _____

OBSERVATIONS

Notes:
- Due to low water volume, no purging of MW-3 performed
- Grabbed sample from well without purging

LABELLA Associates, P.C.
300 State Street
Rochester, New York 14614
Telephone: (585) 454-6110
Facsimile: (585) 454-3066

WELL I.D.: MW-4

Project Name: 690 Saint Paul Street
Location: 690 Saint Paul Street, Rochester, New York
Project No.: 209280
Sampled By: E. Dumrese
Date: 9/14/10
Weather: Sunny & cool ~65

WELL SAMPLING INFORMATION

Well Diameter: 1-inch
Depth of Well: 7.52-feet
Measuring Point: Top of PVC
Pump Type: Peristaltic

Static Water Level: DRY
Length of Well Screen:
Depth to Top of Pump: N/A
Tubing Type: HDPE

FIELD PARAMETER MEASUREMENT

Time	Pump Rate	Gallons Purged	pH	Temp °C	Conductivity (µS/cm)	Turbidity (NTU)	Dissolved O_2 (mg/L)	Redox (mV)	Alkalinity	Iron (II)	Comments
			+/- 0.1		+/- 3%		+ 10%	+/- 10 mV			

Total _____ Gallons Purged

Purge Time Start: _____ Purge Time End: _____ Final Static Water Level: _____

OBSERVATIONS

Notes:
- Well observed to be dry
- No sample collected

LABELLA Associates, P.C.
300 State Street
Rochester, New York 14614
Telephone: (585) 454-6110
Facsimile: (585) 454-3066

WELL I.D.: MW-5

Project Name: 690 Saint Paul Street
Location: 690 Saint Paul Street, Rochester, New York
Project No.: 209280
Sampled By: E. Dumrese
Date: 9/14/10
Weather: Sunny & Cool ~65

WELL SAMPLING INFORMATION

Well Diameter: 1-inch
Depth of Well: 10.57-feet
Measuring Point: Top of PVC
Pump Type: Peristaltic
Static Water Level: 8.27-feet
Length of Well Screen: 5.00-feet
Depth to Top of Pump: ~9.00-feet
Tubing Type: HDPE

FIELD PARAMETER MEASUREMENT

Time	Pump Rate	Gallons Purged	pH	Temp °C	Conductivity (µS/cm)	Turbidity (NTU)	Dissolved O_2 (mg/L)	Redox (mV)	Depth to Water	Iron (II)	Comments
			+/- 0.1		+/- 3%		+ 10%	+/- 10 mV			
910	5.0 (ml/sec.)	0.01	7.41	17.9	5.64	4.0	4.42	88	9.98'		

Total ~0.01' Gallons Purged

Purge Time Start: 910 Purge Time End: 915 Final Static Water Level: 9.57'

OBSERVATIONS

Notes:

- Only sampled for VOCs + 30 TICs due to low well volume and poor recharge.

LABELLA Associates, P.C.
300 State Street
Rochester, New York 14614
Telephone: (585) 454-6110
Facsimile: (585) 454-3066

WELL I.D.: MW-6

Project Name: 690 Saint Paul Street
Location: 690 Saint Paul Street, Rochester, New York
Project No.: 209280
Sampled By: E. Dumrese
Date: 9/14/10
Weather: Sunny & Cool ~65

WELL SAMPLING INFORMATION

Well Diameter: 1-inch
Depth of Well: 9.87-feet
Measuring Point: Top of PVC
Pump Type: Peristaltic

Static Water Level: 7.82-feet
Length of Well Screen: 5.00-feet
Depth to Top of Pump: N/A
Tubing Type: HDPE

FIELD PARAMETER MEASUREMENT

Time	Pump Rate	Gallons Purged	pH	Temp °C	Conductivity (µS/cm)	Turbidity (NTU)	Dissolved O_2 (mg/L)	Redox (mV)	Depth to Water	Iron (II)	Comments
			+/- 0.1		+/- 3%		+ 10%	+/- 10 mV			

Total _____ Gallons Purged

Purge Time Start: _____ Purge Time End: _____ Final Static Water Level: _____

OBSERVATIONS

Notes:
- Due to low water volume, no purging completed.
- Grabbed sample.

LABELLA Associates, P.C.
300 State Street
Rochester, New York 14614
Telephone: (585) 454-6110
Facsimile: (585) 454-3066

WELL I.D.: BW-09

Project Name: IRM: AOC #1 – Former Oil House
Location: 690 St. Paul Street, Rochester, NY
Project No.: 209280
Sampled By: J. Gillen
Date: February 22, 2012
Weather: Clear/scattered rain and hail showers, approximately 40 degrees F

WELL SAMPLING INFORMATION

Well Diameter: 4”
Depth of Well: 11.25’
Measuring Point: PVC Casing
Pump Type: Bladder
Static Water Level: 6.35’
Length of Well Screen:
Depth to Top of Pump: 9’
Tubing Type:

FIELD PARAMETER MEASUREMENT

Time	Pump Rate (cycle/min)	Gallons Purged	pH	Temp °C	Conductivity (µS/cm)	Turbidity (NTU)	Dissolved O_2 (mg/L)	Redox (mV)	Depth to Water (feet)	Comments
			+/- 0.1		+/- 3%		+ 10%	+/- 10 mV		
11:02	3	0	7.79	6.7	0.78	6.74	4.82	-6.1	6.30	
11:08	3	0.25	7.89	6.6	0.79	6.26	6.93	-6.05	6.59	
11:15	3	0.75	7.91	6.6	0.79	5.77	7.25	-70.3	6.86	
11:20	1	1.0	7.94	6.6	0.79	5.01	7.04	-72.3	6.99	
11:25	1	1.15	7.94	6.5	0.79	4.98	7.09	-72.5	7.01	

Total 1.15 Gallons Purged

Purge Time Start: 11:02
Purge Time End: 11:25
Final Static Water Level: 7.01 feet

OBSERVATIONS

Notes:

LABELLA Associates, P.C.
300 State Street
Rochester, New York 14614
Telephone: (585) 454-6110
Facsimile: (585) 454-3066

WELL I.D.: BW-11

Project Name: IRM: AOC #1 – Former Oil House
Location: 690 St. Paul Street, Rochester, NY
Project No.: 209280
Sampled By: J. Gillen
Date: February 22, 2012
Weather: Clear/scattered rain and hail showers, approximately 40 degrees F

WELL SAMPLING INFORMATION

Well Diameter: 4”
Depth of Well: 7.06’
Measuring Point: Top of casing
Pump Type: Bladder

Static Water Level: 3.20’
Length of Well Screen:
Depth to Top of Pump: 5.5’
Tubing Type:

FIELD PARAMETER MEASUREMENT

Time	Pump Rate (cycle/min)	Gallons Purged	pH	Temp °C	Conductivity (µS/cm)	Turbidity (NTU)	Dissolved O_2 (mg/L)	Redox (mV)	Depth to Water	Comments
			+/- 0.1		+/- 3%		+ 10%	+/- 10 mV		
9:15	2	0	7.78	5.3	1.11	12.3	3.97	181.4	3.40	
9:25	3	0.33	7.78	5.2	1.03	8.94	4.12	171.2	3.49	
9:32	3	0.75	7.78	4.9	0.92	6.20	4.51	159.3	3.70	
9:39	2	1	7.79	4.8	0.88	5.30	4.64	155.2	3.71	
9:45	2	1.5	7.80	4.7	0.88	4.60	5.02	151.9	3.55	
9:50	2	1.75	7.78	4.7	0.88	3.80	4.67	151.0	3.72	
9:55	2	2	7.77	4.7	0.89	3.16	4.61	149.8	3.68	
10:00	2	2.25	7.77	4.7	0.89	3.25	4.57	148.2	3.65	
10:07	2	2.40	7.77	4.8	0.90	3.25	4.41	146.5	3.64	

Total 2.40 Gallons Purged

Purge Time Start: 9:10 Purge Time End: 10:10 Final Static Water Level: 3.64’

OBSERVATIONS

Notes:

LABELLA Associates, P.C.
300 State Street
Rochester, New York 14614
Telephone: (585) 454-6110
Facsimile: (585) 454-3066

WELL I.D.: BW-12 (Sheet ½)

Project Name: IRM: AOC #1 – Former Oil House
Location: 690 St. Paul Street, Rochester, NY
Project No.: 209280
Sampled By: J. Gillen
Date: February 22, 2012
Weather: Clear/scattered rain and hail showers, approximately 40 degrees F

WELL SAMPLING INFORMATION

Well Diameter: 4”
Depth of Well: 8.06’
Measuring Point: PVC Casing
Pump Type: Bladder
Static Water Level: 3.60’
Length of Well Screen:
Depth to Top of Pump: 4.8’
Tubing Type:

FIELD PARAMETER MEASUREMENT

Time	Pump Rate (cycle/min)	Gallons Purged	pH	Temp °C	Conductivity (µS/cm)	Turbidity (NTU)	Dissolved O_2 (mg/L)	Redox (mV)	Depth to Water (feet)	Comments
			+/- 0.1		+/- 3%		+ 10%	+/- 10 mV		
13:35	2	0	8.55	3.6	0.642	662 AU	7.39	50.5	3.69	
13:40	1	0.15	8.53	3.7	0.639	664 AU	7.29	53.0	3.78	
13:47	1	0.25	8.61	3.6	0.591	688 AU	7.88	53.8	3.82	
13:54	1	0.30	8.69	3.4	0.480	209	7.85	53.5	3.83	
13:59	1	0.33	8.78	3.4	0.479	206	7.84	52.3	3.83	
14:05	1	0.45	8.86	3.4	0.431	181	7.84	51.1	3.83	
14:15	1	1	8.91	3.3	0.387	170	7.39	52.8	3.82	
14:20	1	1.15	8.92	3.3	0.374	155	7.35	53.0	3.83	
14:25	1	1.25	8.92	3.3	0.361	136	7.11	53.4	3.83	
14:33	1	1.75	8.92	3.3	0.351	124	6.95	52.9	3.83	
14:38	1	2.0	8.94	3.4	0.348	116	6.85	52.6	3.83	
14:45	1	2.35	8.94	3.4	0.343	99.0	6.78	52.5	3.84	
14:50	1	2.5	8.92	3.4	0.343	86.3	6.34	53.1	3.84	
14:55	1	2.6	8.90	3.4	0.345	81.8	6.28	53.4	3.84	
15:00	1	2.75	8.88	3.4	0.347	74.7	6.26	53.7	3.84	

Total _____ Gallons Purged

Purge Time Start: _____ Purge Time End: _____ Final Static Water Level: _____

OBSERVATIONS

Notes:

LABELLA Associates, P.C.
300 State Street
Rochester, New York 14614
Telephone: (585) 454-6110
Facsimile: (585) 454-3066

WELL I.D.: BW-12 (Sheet 2/2)

Project Name: IRM: AOC #1 – Former Oil House
Location: 690 St. Paul Street, Rochester, NY
Project No.: 209280
Sampled By: J. Gillen
Date: February 22, 2012
Weather: Clear/scattered rain and hail showers, approximately 40 degrees F

WELL SAMPLING INFORMATION

Well Diameter: 4”
Depth of Well: 8.06’
Measuring Point: PVC Casing
Pump Type: Bladder
Static Water Level: 3.60’
Length of Well Screen:
Depth to Top of Pump: 4.8’
Tubing Type:

FIELD PARAMETER MEASUREMENT

Time	Pump Rate (cycle/min)	Gallons Purged	pH	Temp °C	Conductivity (µS/cm)	Turbidity (NTU)	Dissolved O_2 (mg/L)	Redox (mV)	Depth to Water (feet)	Comments
			+/- 0.1		+/- 3%		+ 10%	+/- 10 mV		
15:05	1	2.8	8.86	3.4	0.352	70.3	5.90	54.2	3.84	
15:10	1	2.95	8.85	3.4	0.364	61.9	5.63	53.5	3.84	
15:15	1	3	8.85	3.4	0.365	58.8	5.60	53.6	3.84	
15:20	1	3.15	8.84	3.4	0.366	62.1	5.61	53.7	3.84	

Total _____ Gallons Purged

Purge Time Start: _____ Purge Time End: _____ Final Static Water Level: _____

OBSERVATIONS

Notes:

LABELLA Associates, P.C.
300 State Street
Rochester, New York 14614
Telephone: (585) 454-6110
Facsimile: (585) 454-3066

WELL I.D.: BW-1

Project Name: 690 Saint Paul Street
Location: 690 Saint Paul Street, Rochester, New York
Project No.: 209280
Sampled By: J. Gillen and A. Reed
Date: April 19, 2012
Weather: Sunny and clear, approximately 60°F

WELL SAMPLING INFORMATION

Well Diameter: 2-inch
Depth of Well:
Measuring Point: Top of PVC
Pump Type: QED Sample Pro Bladder Pump (Low Flow)
Static Water Level: 6.65-feet
Length of Well Screen:
Depth to Top of Pump: ~7-feet
Tubing Type: HDPE

FIELD PARAMETER MEASUREMENT

Time	Pump Rate (cycles/min)	Gallons Purged	pH +/- 0.1	Temp °C	Conductivity (µS/cm) +/- 3%	Turbidity (NTU)	Dissolved O_2 (mg/L) + 10%	Redox (mV) +/- 10 mV	Depth To Water (feet)	Iron (II)	Comments
13:50	3	0.05	8.12	11.1	0.530	7.09	3.94	-7.2	6.75		
13:55	2	0.25	8.10	10.0	0.533	4.05	2.07	-119.3	6.73		
14:00	2	0.35	7.36	10.0	0.84	3.08	1.51	-211.5	6.73		
14:05	2	0.45	7.28	10.0	0.88	2.10	1.05	-249.3	6.73		
14:10	2	0.60	7.24	10.0	0.90	2.02	0.72	-264.9	6.75		
14:15	1	0.75	7.26	10.3	0.90	1.90	0.50	-270.1	6.75		
14:20	1	0.85	7.29	10.7	0.91	3.37	0.69	-277.2	6.74		
14:25	1	1.0	7.30	10.5	0.91	1.70	0.51	-278.8	6.74		
14:30	1	1.10	7.28	10.6	0.91	1.92	0.42	-276.7	6.74		
14:35	1	1.25	7.30	10.6	0.91	2.30	0.43	-276.1	6.74		
14:40	1	1.5	7.30	10.5	0.91	2.10	0.45	-277.7	6.74		

Total 1.5 Gallons Purged

Purge Time Start: 13:50 Purge Time End: 14:45 Final Static Water Level: 6.74-feet bgs

OBSERVATIONS

Notes:

LABELLA Associates, P.C.
300 State Street
Rochester, New York 14614
Telephone: (585) 454-6110
Facsimile: (585) 454-3066

WELL I.D.: BW-10

Project Name: 690 Saint Paul Street
Location: 690 Saint Paul Street, Rochester, New York
Project No.: 209280
Sampled By: J. Gillen and A. Reed
Date: April 19, 2012
Weather: Sunny and clear, approximately 60°F

WELL SAMPLING INFORMATION

Well Diameter: 2-inch
Depth of Well: 11.0-feet
Measuring Point: Top of PVC
Pump Type: QED Bladder Pro Pump
Static Water Level: 6.64-feet bgs
Length of Well Screen:
Depth to Top of Pump: ~8 feet
Tubing Type: HDPE

FIELD PARAMETER MEASUREMENT

Time	Pump Rate (cycles/min)	Gallons Purged	pH +/- 0.1	Temp °C	Conductivity (µS/cm) +/- 3%	Turbidity (NTU)	Dissolved O_2 (mg/L) + 10%	Redox (mV) +/- 10 mV	Depth to Water (feet)	Iron (II)	Comments
8:25	3	0.05	7.23	7.8	1.18	4.16	1.33	20.8	6.55		
8:30	2	0.10	7.22	7.7	1.18	3.67	1.27	10.1	6.85		
8:35	2	0.25	7.24	7.7	1.19	3.16	1.63	-10.6	6.85		
8:40	2	0.35	7.24	7.7	1.19	3.10	1.47	-12.7	6.92		
8:45	2	0.50	7.25	7.7	1.19	3.04	1.20	-18.8	7.00		

Total 0.50 Gallons Purged

Purge Time Start: 8:25 Purge Time End: 8:45 Final Static Water Level: 7.00-feet bgs

OBSERVATIONS

Notes:

LABELLA Associates, P.C.
300 State Street
Rochester, New York 14614
Telephone: (585) 454-6110
Facsimile: (585) 454-3066

WELL I.D.: REC-B-East

Project Name: 690 Saint Paul Street
Location: 690 Saint Paul Street, Rochester, New York
Project No.: 209280
Sampled By: J. Gillen and A. Reed
Date: April 19, 2012
Weather: Sunny and clear, approximately 60°F

WELL SAMPLING INFORMATION

Well Diameter: 2-inch
Depth of Well: 8.0-feet
Measuring Point: Top of PVC
Pump Type: QED Bladder Pro Pump
Static Water Level: 5.78-feet bgs
Length of Well Screen:
Depth to Top of Pump: ~6-feet
Tubing Type: HDPE

FIELD PARAMETER MEASUREMENT

Time	Pump Rate (cycles/min)	Gallons Purged	pH +/- 0.1	Temp °C	Conductivity (µS/cm) +/- 3%	Turbidity (NTU)	Dissolved O_2 (mg/L) + 10%	Redox (mV) +/- 10 mV	Depth to Water (feet)	Iron (II)	Comments
9:35	2	0.10	7.46	9.5	0.654	1.76	3.35	195.2	5.85		
9:40	2	0.25	7.40	9.3	0.666	1.37	2.41	192.8	5.90		
9:45	2	0.35	7.37	9.1	0.679	1.24	1.00	54.0	5.95		
9:50	2	0.50	7.35	9.1	0.701	2.03	0.51	58.3	5.95		
9:55	2	0.60	7.32	9.2	0.716	2.32	0.41	115.5	5.96		
10:00	2	0.75	7.32	9.2	0.72	1.76	0.37	135.2	5.99		
10:05	2	0.85	7.32	9.1	0.73	1.16	0.46	158.4	6.00		
10:10	2	1.0	7.31	9.2	0.74	1.07	0.28	168.2	6.00		
10:15	2	1.15	7.31	9.2	0.73	0.93	0.26	181.6	6.02		
10:20	2	1.25	7.31	9.3	0.74	0.35	0.23	194.3	6.03		
10:25	2	1.5	7.31	9.2	0.74	0.56	0.21	200.8	6.05		
10:30	2	1.75	7.31	9.2	0.75	0.72	0.19	203.4	6.03		

Total 2.0 Gallons Purged

Purge Time Start: 9:35 Purge Time End: 10:30 Final Static Water Level: 6.03-feet bgs

OBSERVATIONS

Notes:

LABELLA Associates, P.C.
300 State Street
Rochester, New York 14614
Telephone: (585) 454-6110
Facsimile: (585) 454-3066

WELL I.D.: REC-B-West

Project Name: 690 Saint Paul Street
Location: 690 Saint Paul Street, Rochester, New York
Project No.: 209280
Sampled By: J. Gillen and Alex Reed
Date: April 19, 2012
Weather: Sunny and clear, approximately 60°F

WELL SAMPLING INFORMATION

Well Diameter: 2-inch
Depth of Well: 8.5-feet
Measuring Point: Top of PVC
Pump Type: QED Bladder ProPump
Static Water Level:
Length of Well Screen:
Depth to Top of Pump:
Tubing Type: HDPE

FIELD PARAMETER MEASUREMENT

Time	Pump Rate (cycles/min)	Gallons Purged	pH +/- 0.1	Temp °C	Conductivity (µS/cm) +/- 3%	Turbidity (NTU)	Dissolved O_2 (mg/L) + 10%	Redox (mV) +/- 10 mV	Depth to Water (feet)	Iron (II)	Comments
11:20	2	0.05	7.23	11.4	0.73	7.59	4.47	42.7	6.15		
11:25	2	0.10	7.21	10.0	0.74	5.06	3.36	35.8	6.15		
11:30	2	0.15	7.16	9.8	0.77	4.47	2.02	-56.1	6.15		
11:35	2	0.25	7.13	10.0	0.80	4.04	1.03	-69.6	6.15		
11:40	2	0.50	7.11	9.7	0.83	2.84	0.40	-80.5	6.16		
11:45	2	0.60	7.11	9.8	0.84	2.01	0.39	-84.6	6.15		
11:52	2	1.0	7.10	9.5	0.84	1.08	0.43	-87.1	6.15		

Total 1.0 Gallons Purged

Purge Time Start: 11:20 Purge Time End: 11:52 Final Static Water Level: 6.15

OBSERVATIONS

Notes:

LABELLA Associates, P.C.
300 State Street
Rochester, New York 14614
Telephone: (585) 454-6110
Facsimile: (585) 454-3066

WELL I.D.: BW-1

Project Name: 690 Saint Paul Street
Location: 690 Saint Paul Street, Rochester, New York
Project No.: 209280
Sampled By: J. Gillen and A. Reed
Date: April 19, 2012
Weather: Sunny and clear, approximately 60°F

WELL SAMPLING INFORMATION

Well Diameter: 2-inch
Depth of Well:
Measuring Point: Top of PVC
Pump Type: QED Sample Pro Bladder Pump (Low Flow)
Static Water Level: 6.65-feet
Length of Well Screen:
Depth to Top of Pump: ~7-feet
Tubing Type: HDPE

FIELD PARAMETER MEASUREMENT

Time	Pump Rate (cycles/min)	Gallons Purged	pH +/- 0.1	Temp °C	Conductivity (µS/cm) +/- 3%	Turbidity (NTU)	Dissolved O_2 (mg/L) + 10%	Redox (mV) +/- 10 mV	Depth To Water (feet)	Iron (II)	Comments
13:50	3	0.05	8.12	11.1	0.530	7.09	3.94	-7.2	6.75		
13:55	2	0.25	8.10	10.0	0.533	4.05	2.07	-119.3	6.73		
14:00	2	0.35	7.36	10.0	0.84	3.08	1.51	-211.5	6.73		
14:05	2	0.45	7.28	10.0	0.88	2.10	1.05	-249.3	6.73		
14:10	2	0.60	7.24	10.0	0.90	2.02	0.72	-264.9	6.75		
14:15	1	0.75	7.26	10.3	0.90	1.90	0.50	-270.1	6.75		
14:20	1	0.85	7.29	10.7	0.91	3.37	0.69	-277.2	6.74		
14:25	1	1.0	7.30	10.5	0.91	1.70	0.51	-278.8	6.74		
14:30	1	1.10	7.28	10.6	0.91	1.92	0.42	-276.7	6.74		
14:35	1	1.25	7.30	10.6	0.91	2.30	0.43	-276.1	6.74		
14:40	1	1.5	7.30	10.5	0.91	2.10	0.45	-277.7	6.74		

Total 1.5 Gallons Purged

Purge Time Start: 13:50 Purge Time End: 14:45 Final Static Water Level: 6.74-feet bgs

OBSERVATIONS

Notes:

LABELLA Associates, P.C.
300 State Street
Rochester, New York 14614
Telephone: (585) 454-6110
Facsimile: (585) 454-3066

WELL I.D.: BW-10

Project Name: 690 Saint Paul Street
Location: 690 Saint Paul Street, Rochester, New York
Project No.: 209280
Sampled By: J. Gillen and A. Reed
Date: April 19, 2012
Weather: Sunny and clear, approximately 60°F

WELL SAMPLING INFORMATION

Well Diameter: 2-inch
Depth of Well: 11.0-feet
Measuring Point: Top of PVC
Pump Type: QED Bladder Pro Pump
Static Water Level: 6.64-feet bgs
Length of Well Screen:
Depth to Top of Pump: ~8 feet
Tubing Type: HDPE

FIELD PARAMETER MEASUREMENT

Time	Pump Rate (cycles/min)	Gallons Purged	pH +/- 0.1	Temp °C	Conductivity (µS/cm) +/- 3%	Turbidity (NTU)	Dissolved O_2 (mg/L) + 10%	Redox (mV) +/- 10 mV	Depth to Water (feet)	Iron (II)	Comments
8:25	3	0.05	7.23	7.8	1.18	4.16	1.33	20.8	6.55		
8:30	2	0.10	7.22	7.7	1.18	3.67	1.27	10.1	6.85		
8:35	2	0.25	7.24	7.7	1.19	3.16	1.63	-10.6	6.85		
8:40	2	0.35	7.24	7.7	1.19	3.10	1.47	-12.7	6.92		
8:45	2	0.50	7.25	7.7	1.19	3.04	1.20	-18.8	7.00		

Total 0.50 Gallons Purged

Purge Time Start: 8:25 Purge Time End: 8:45 Final Static Water Level: 7.00-feet bgs

OBSERVATIONS

Notes:

LABELLA Associates, P.C.
300 State Street
Rochester, New York 14614
Telephone: (585) 454-6110
Facsimile: (585) 454-3066

WELL I.D.: REC-B-East

Project Name: 690 Saint Paul Street
Location: 690 Saint Paul Street, Rochester, New York
Project No.: 209280
Sampled By: J. Gillen and A. Reed
Date: April 19, 2012
Weather: Sunny and clear, approximately 60°F

WELL SAMPLING INFORMATION

Well Diameter: 2-inch
Depth of Well: 8.0-feet
Measuring Point: Top of PVC
Pump Type: QED Bladder Pro Pump
Static Water Level: 5.78-feet bgs
Length of Well Screen:
Depth to Top of Pump: ~6-feet
Tubing Type: HDPE

FIELD PARAMETER MEASUREMENT

Time	Pump Rate (cycles/min)	Gallons Purged	pH +/- 0.1	Temp °C	Conductivity (µS/cm) +/- 3%	Turbidity (NTU)	Dissolved O_2 (mg/L) + 10%	Redox (mV) +/- 10 mV	Depth to Water (feet)	Iron (II)	Comments
9:35	2	0.10	7.46	9.5	0.654	1.76	3.35	195.2	5.85		
9:40	2	0.25	7.40	9.3	0.666	1.37	2.41	192.8	5.90		
9:45	2	0.35	7.37	9.1	0.679	1.24	1.00	54.0	5.95		
9:50	2	0.50	7.35	9.1	0.701	2.03	0.51	58.3	5.95		
9:55	2	0.60	7.32	9.2	0.716	2.32	0.41	115.5	5.96		
10:00	2	0.75	7.32	9.2	0.72	1.76	0.37	135.2	5.99		
10:05	2	0.85	7.32	9.1	0.73	1.16	0.46	158.4	6.00		
10:10	2	1.0	7.31	9.2	0.74	1.07	0.28	168.2	6.00		
10:15	2	1.15	7.31	9.2	0.73	0.93	0.26	181.6	6.02		
10:20	2	1.25	7.31	9.3	0.74	0.35	0.23	194.3	6.03		
10:25	2	1.5	7.31	9.2	0.74	0.56	0.21	200.8	6.05		
10:30	2	1.75	7.31	9.2	0.75	0.72	0.19	203.4	6.03		

Total 2.0 Gallons Purged

Purge Time Start: 9:35 Purge Time End: 10:30 Final Static Water Level: 6.03-feet bgs

OBSERVATIONS

Notes:

LABELLA Associates, P.C.
300 State Street
Rochester, New York 14614
Telephone: (585) 454-6110
Facsimile: (585) 454-3066

WELL I.D.: REC-B-West

Project Name: 690 Saint Paul Street
Location: 690 Saint Paul Street, Rochester, New York
Project No.: 209280
Sampled By: J. Gillen and Alex Reed
Date: April 19, 2012
Weather: Sunny and clear, approximately 60°F

WELL SAMPLING INFORMATION

Well Diameter: 2-inch
Depth of Well: 8.5-feet
Measuring Point: Top of PVC
Pump Type: QED Bladder ProPump
Static Water Level:
Length of Well Screen:
Depth to Top of Pump:
Tubing Type: HDPE

FIELD PARAMETER MEASUREMENT

Time	Pump Rate (cycles/min)	Gallons Purged	pH +/- 0.1	Temp °C	Conductivity (µS/cm) +/- 3%	Turbidity (NTU)	Dissolved O_2 (mg/L) + 10%	Redox (mV) +/- 10 mV	Depth to Water (feet)	Iron (II)	Comments
11:20	2	0.05	7.23	11.4	0.73	7.59	4.47	42.7	6.15		
11:25	2	0.10	7.21	10.0	0.74	5.06	3.36	35.8	6.15		
11:30	2	0.15	7.16	9.8	0.77	4.47	2.02	-56.1	6.15		
11:35	2	0.25	7.13	10.0	0.80	4.04	1.03	-69.6	6.15		
11:40	2	0.50	7.11	9.7	0.83	2.84	0.40	-80.5	6.16		
11:45	2	0.60	7.11	9.8	0.84	2.01	0.39	-84.6	6.15		
11:52	2	1.0	7.10	9.5	0.84	1.08	0.43	-87.1	6.15		

Total 1.0 Gallons Purged

Purge Time Start: 11:20 Purge Time End: 11:52 Final Static Water Level: 6.15

OBSERVATIONS

Notes:

LABELLA Associates, P.C.
300 State Street
Rochester, New York 14614
Telephone: (585) 454-6110
Facsimile: (585) 454-3066

WELL I.D.: BW-3

Project Name: 690 St Paul
Location: 690 St Paul, Rochester, New York
Project No.:
Sampled By: J.Jaskowiak
Date: 10/29/12
Weather: Heavy wind, light rain (Hurricane Sandy)

WELL SAMPLING INFORMATION

Well Diameter: 2-inch
Depth of Well: 20.2-feet
Measuring Point: Top of PVC
Pump Type: QED 1.75-inch Sample Pro Bladder Pump
Static Water Level: 8.04'
Length of Well Screen:
Depth to Top of Pump:
Tubing Type: 0.25-inch O.D. Polyethylene Air and Water

FIELD PARAMETER MEASUREMENT

Time	Pump Rate	pH	Temp °C	Conductivity (mS/cm)	Turbidity (NTU)	Dissolved O_2 (g/L)	Redox (mV)	Alkalinity (mg/L)	Iron (II) (mg/L)	Water Level (Feet)	Comments
		+/- 0.1		+/- 3%		+ 10%	+/- 10 mV				
10:20	5/10 sec	7.55	15.4	1.2	15.3	0.38	-34			8.04'	
10:25	5/10 sec	7.55	15.4	1.2	14.1	0.26	-51			8.2'	
10:30	5/10 sec	7.55	15.7	1.21	8.6	0.2	-74.2			8.3'	
10:35	5/10 sec	7.53	15.7	1.21	1.7	0.19	-82			8.4'	
10:40	5/10 sec	7.51	15.7	1.22	2	0.17	-86			8.5'	Sample

Purge Time Start: 10:15 Purge Time End: 10:40 Final Static Water Level: 8.5' Sample Time: 10:40

OBSERVATIONS

Notes:

LABELLA Associates, P.C.
300 State Street
Rochester, New York 14614
Telephone: (585) 454-6110
Facsimile: (585) 454-3066

WELL I.D.: BW-11

Project Name: 690 St Paul
Location: 690 St Paul, Rochester, New York
Project No.:
Sampled By: J.Jaskowiak
Date: 10/29/12
Weather: Heavy wind, light rain (Hurricane Sandy)

WELL SAMPLING INFORMATION

Well Diameter: 2-inch
Depth of Well: 6.96-feet
Measuring Point: Top of PVC
Pump Type: QED 1.75-inch Sample Pro Bladder Pump
Static Water Level: 2.66'
Length of Well Screen:
Depth to Top of Pump:
Tubing Type: 0.25-inch O.D. Polyethylene Air and Water

FIELD PARAMETER MEASUREMENT

Time	Pump Rate	pH	Temp °C	Conductivity (mS/cm)	Turbidity (NTU)	Dissolved O_2 (g/L)	Redox (mV)	Alkalinity (mg/L)	Iron (II) (mg/L)	Water Level (Feet)	Comments
		+/- 0.1		+/- 3%		+ 10%	+/- 10 mV				
12:45	5/10 sec	7.57	12.1	0.7	2.89	5.6	47.8			2.7'	
12:50	5/10 sec	7.66	10.3	0.71	2.52	4.3	36.1			2.7'	
12:55	5/10 sec	7.78	10.4	0.7	2.61	4	-15.5			2.7'	
1:00	5/10 sec	7.86	10.3	0.7	1.51	4	-25.3			2.7'	
1:05	5/10 sec	7.94	10.2	0.7	1.9	3.93	-30.5			2.7'	
1:10	5/10 sec	7.99	10.5	0.7	1.43	3.93	-47.7			2.7'	
1:15	5/10 sec	7.98	11.5	0.7	1.27	3.5	-50.9			2.7'	
1:20	5/10 sec	7.95	11.6	0.7	1.38	3.46	-48.8			2.7'	
1:25	5/10 sec	7.95	11.6	0.7	2	3.48	-49			2.7'	Sample

Purge Time Start: 12:45 Purge Time End: 1:25 Final Static Water Level: 2.7' Sample Time: 1:25

OBSERVATIONS

Notes:

LABELLA Associates, P.C.
300 State Street
Rochester, New York 14614
Telephone: (585) 454-6110
Facsimile: (585) 454-3066

WELL I.D.: BW-04

Project Name:	690 St Paul
Location:	690 St Paul, Rochester, New York
Project No.:	209280
Sampled By:	JMG
Date:	October 29, 2012
Weather:	Rain, wind, ~50 degrees F

WELL SAMPLING INFORMATION

Well Diameter:	2-inch	Static Water Level:	2.68’
Depth of Well:	12.85’	Length of Well Screen:	7.5’
Measuring Point:	Top of PVC	Depth to Top of Pump:	
Pump Type:	QED 1.75-inch Sample Pro Bladder Pump	Tubing Type:	0.25-inch O.D. Polyethylene Air and Water

FIELD PARAMETER MEASUREMENT

Time	Pump Rate (cycles per minute)	pH	Temp °C	Conductivity (mS/cm)	Turbidity (NTU)	Dissolved O_2 (g/L)	Redox (mV)	Gallons Purged	Water Level (Feet)	Comments
		+/- 0.1		+/- 3%		+ 10%	+/- 10 mV			
09:55	2	7.46	14.0	0.78	59.3	5.58	-29.1		2.86	
10:00	2	7.50	14.1	0.87	31.4	5.17	-39.3		2.70	
10:05	2	7.52	14.0	0.88	22.4	5.47	-41.2	0.5g	2.51	
10:10	2	7.55	13.7	0.91	14.1	5.00	-43.4		2.55	
10:15	2	7.56	14.0	0.90	12.0	5.05	-45.6		2.54	
10:20	2	7.55	14.0	0.92	15.3	5.06	-48.3		2.55	
10:25	2	7.56	13.9	0.94	12.7	5.08	-49.8	1.8g	2.54	

Purge Time Start:	09:50	Purge Time End:	10:30	Final Static Water Level:	2.54’	Sample Time:	10:30

OBSERVATIONS

Notes:
MS/MSD collected
Field blank collected at 10:30

LABELLA Associates, P.C.
300 State Street
Rochester, New York 14614
Telephone: (585) 454-6110
Facsimile: (585) 454-3066

WELL I.D.: BW-12

Project Name:	690 St Paul
Location:	690 St Paul, Rochester, New York
Project No.:	209280
Sampled By:	JMG
Date:	October 29, 2012
Weather:	Rain, wind ~50 degrees F

WELL SAMPLING INFORMATION

Well Diameter:	4-inch	Static Water Level:	3.30’
Depth of Well:	8.5’	Length of Well Screen:	6.5’
Measuring Point:	Top of PVC	Depth to Top of Pump:	
Pump Type:	QED 1.75-inch Sample Pro Bladder Pump	Tubing Type:	0.25-inch O.D. Polyethylene Air and Water

FIELD PARAMETER MEASUREMENT

Time	Pump Rate (Cycles per minute)	pH	Temp °C	Conductivity (mS/cm)	Turbidity (NTU)	Dissolved O_2 (g/L)	Redox (mV)	Gallons Purged	Water Level (Feet)	Comments
		+/- 0.1		+/- 3%		+ 10%	+/- 10 mV			
12:50	4	7.27	12.5	1.08	10.60	0.24	-78.2		3.68	
12:55	4	7.28	12.5	1.08	7.34	0.25	-79.8		3.72	
13:00	4	7.28	12.5	1.08	5.44	0.22	-81.1		3.82	
13:05	4	7.29	12.5	1.09	5.68	0.26	-82.4		3.84	
13:10	4	7.27	12.5	1.08	3.44	0.25	-82.9		3.86	
13:15	4	7.30	12.6	1.08	3.95	0.22	-79.3		3.86	
13:20	4	7.30	12.7	1.08	3.35	0.20	-82.7		3.85	
13:25	4	7.30	12.6	1.08	3.05	0.22	-81.5	2.1	3.85	

Purge Time Start:	12:41	Purge Time End:	13:40	Final Static Water Level:	3.89’	Sample Time:	13:30

OBSERVATIONS

Notes:

LABELLA Associates, P.C.
300 State Street
Rochester, New York 14614
Telephone: (585) 454-6110
Facsimile: (585) 454-3066

WELL I.D.: BW-10

Project Name:	690 St Paul
Location:	690 St Paul, Rochester, New York
Project No.:	209280
Sampled By:	JMG
Date:	October 30, 2012
Weather:	Overcast, some rain, ~55 degrees F

WELL SAMPLING INFORMATION

Well Diameter:	4-inch	Static Water Level:	5.33’
Depth of Well:	11.5’	Length of Well Screen:	8’
Measuring Point:	Top of PVC	Depth to Top of Pump:	
Pump Type:	QED 1.75-inch Sample Pro Bladder Pump	Tubing Type:	0.25-inch O.D. Polyethylene Air and Water

FIELD PARAMETER MEASUREMENT

Time	Pump Rate (cycles per minute)	pH	Temp °C	Conductivity (mS/cm)	Turbidity (NTU)	Dissolved O_2 (g/L)	Redox (mV)	Gallons Purged	Water Level (Feet)	Comments
		+/- 0.1		+/- 3%		+ 10%	+/- 10 mV			
10:30	3	7.20	14.0	1.05	1.83	0.26	-128.6	0.3	5.51	
10:35	3	7.21	14.0	1.06	2.64	0.18	-140.7	0.7	5.74	
10:40	3	7.20	13.9	1.06	5.72	0.16	-145.3	1.15	5.84	
10:45	3	7.20	13.9	1.07	6.12	0.11	-148.9	1.4	5.96	
10:50	3	7.20	13.9	1.08	3.67	0.14	-152.7	1.8	6.08	
10:55	2	7.20	13.9	1.09	4.12	0.13	-159.0	2	6.03	
11:00	2	7.20	13.9	1.10	3.54	0.11	-160.5	2.4	6.01	

Purge Time Start:	10:25	Purge Time End:	11:00	Final Static Water Level:	5.98	Sample Time:	11:05

OBSERVATIONS

Notes:
Collected duplicate and MS/MSD for SVOCs

LABELLA Associates, P.C.
300 State Street
Rochester, New York 14614
Telephone: (585) 454-6110
Facsimile: (585) 454-3066

WELL I.D.: BW-06

Project Name:	690 St Paul
Location:	690 St Paul, Rochester, New York
Project No.:	209280
Sampled By:	JMG
Date:	October 30, 2012
Weather:	Overcast, some rain, ~55 degrees F

WELL SAMPLING INFORMATION

Well Diameter:	4-inch	Static Water Level:	3.76’
Depth of Well:	14.10’	Length of Well Screen:	10.0’
Measuring Point:	Top of PVC	Depth to Top of Pump:	
Pump Type:	QED 1.75-inch Sample Pro Bladder Pump	Tubing Type:	0.25-inch O.D. Polyethylene Air and Water

FIELD PARAMETER MEASUREMENT

Time	Pump Rate (cycles per minute)	pH	Temp °C	Conductivity (mS/cm)	Turbidity (NTU)	Dissolved O_2 (g/L)	Redox (mV)	Gallons purged	Water Level (Feet)	Comments
		+/- 0.1		+/- 3%		+ 10%	+/- 10 mV			
09:05	3	7.47	16.4	1.11	14.0	0.47	-71.5	0.1	3.99	
09:10	3	7.53	16.5	1.07	7.83	0.33	-31.2	0.5	4.15	
09:15	2	7.54	16.5	1.07	5.10	0.28	-27.8	0.7	4.11	
09:20	2	7.53	16.5	1.08	3.57	0.25	-75.3	1.2	4.14	
09:25	2	7.53	16.6	1.08	3.15	0.23	-80.5	1.5	4.15	
09:30	2	7.53	16.6	1.08	1.47	0.22	-84.1	2	4.16	
09:35	2	7.53	16.6	1.09	1.05	0.22	-84.8	2.2	4.18	
09:40								2.5		

Purge Time Start:	09:00	Purge Time End:	09:40	Final Static Water Level:	4.18’	Sample Time:	09:40

OBSERVATIONS

Notes:

LABELLA Associates, P.C.
300 State Street
Rochester, New York 14614
Telephone: (585) 454-6110
Facsimile: (585) 454-3066

WELL I.D.: REC-B-East

Project Name:	690 St Paul
Location:	690 St Paul, Rochester, New York
Project No.:	209280
Sampled By:	JMG
Date:	October 30, 2012
Weather:	Overcast, some rain, ~55 degrees F

WELL SAMPLING INFORMATION

Well Diameter:	4-inch	Static Water Level:	3.04’
Depth of Well:	7.96’	Length of Well Screen:	6.5’
Measuring Point:	Top of PVC	Depth to Top of Pump:	
Pump Type:	QED 1.75-inch Sample Pro Bladder Pump	Tubing Type:	0.25-inch O.D. Polyethylene Air and Water

FIELD PARAMETER MEASUREMENT

Time	Pump Rate (cycles per minute)	pH	Temp °C	Conductivity (mS/cm)	Turbidity (NTU)	Dissolved O_2 (g/L)	Redox (mV)	Gallons Purged	Water Level (Feet)	Comments
		+/- 0.1		+/- 3%		+ 10%	+/- 10 mV			
11:50	3	7.32	13.4	0.446	14.5	6.86	33.7	0.1	3.15	
11:55	3	7.33	13.4	0.456	12.1	6.20	39.0	0.5	3.28	
12:00	3	7.31	13.5	0.464	15.4	4.85	2.0	2	3.27	
12:05	2	7.32	13.3	0.469	13.2	4.56	-26.6	2.4	3.21	
12:10	2	7.32	13.4	0.479	12.08	3.95	-47.9	2.5		
12:15	2									
12:20	2	7.32	13.5	0.504	10.42	3.10	-74.5	3	3.26	
12:25	2	7.33	13.5	0.520	12.15	2.55	-89.3	3.5	3.25	
12:30	2	7.34	13.6	0.529	9.6	2.23	-95.6	3.8	3.25	
12:35	2	7.33	13.7	0.553	10.2	1.53	-106.1	4	3.24	
12:40	4	7.32	13.8	0.570	13.72	1.31	-115.2	5	3.29	
12:45	4	7.32	13.8	0.581	11.25	1.20	-119.7	5.5	3.33	
12:50	4	7.31	13.9	0.594	8.94	0.92	-125.9	6	3.33	
12:55	4	7.30	13.9	0.610	9.17	0.76	-138.9	6.5	3.35	
13:00	2	7.30	13.8	0.616	8.13	0.43	-147.1	6.8	3.33	

Purge Time Start:	11:45	Purge Time End:	13:25	Final Static Water Level:	3.29	Sample Time:	13:25

OBSERVATIONS

Notes:

Sheet 1 of 2

LABELLA Associates, P.C.
300 State Street
Rochester, New York 14614
Telephone: (585) 454-6110
Facsimile: (585) 454-3066

WELL I.D.: REC-B-East

Project Name:	690 St Paul
Location:	690 St Paul, Rochester, New York
Project No.:	209280
Sampled By:	JMG
Date:	October 30, 2012
Weather:	Overcast, some rain, ~55 degrees F

WELL SAMPLING INFORMATION

Well Diameter:	4-inch	Static Water Level:	3.04’
Depth of Well:	7.96’	Length of Well Screen:	6.5’
Measuring Point:	Top of PVC	Depth to Top of Pump:	
Pump Type:	QED 1.75-inch Sample Pro Bladder Pump	Tubing Type:	0.25-inch O.D. Polyethylene Air and Water

FIELD PARAMETER MEASUREMENT

Time	Pump Rate (cycles per minute)	pH	Temp °C	Conductivity (mS/cm)	Turbidity (NTU)	Dissolved O_2 (g/L)	Redox (mV)	Gallons Purged	Water Level (Feet)	Comments
		+/- 0.1		+/- 3%		+ 10%	+/- 10 mV			
13:05	2	7.29	13.9	0.634	5.74	0.20	-162.1	7.2	3.30	
13:10	2	7.29	13.8	0.640	2.47	0.14	-173.6	7.3	3.29	
13:15	2	7.29	13.8	0.640	3.08	0.11	-179.1	7.5	3.29	
13:20	2	7.29	13.9	0.640	2.14	0.12	-178.3	7.6	3.29	
13:25	2	7.29	13.9	0.640	2.57	0.12	-181.8	7.8	3.27	

Purge Time Start:	11:45	Purge Time End:	13:25	Final Static Water Level:	3.29	Sample Time:	13:25

OBSERVATIONS

Notes:
Sheet 2 of 2

LABELLA Associates, P.C.
300 State Street
Rochester, New York 14614
Telephone: (585) 454-6110
Facsimile: (585) 454-3066

WELL I.D.: MW-09

Project Name: 690 St Paul
Location: 690 St Paul, Rochester, New York
Project No.: 209280
Sampled By: SFR
Date: November 1, 2012
Weather: Rain, ~50 degrees F

WELL SAMPLING INFORMATION

Well Diameter: 2-inch
Depth of Well: 11.27'
Measuring Point: Top of PVC
Pump Type: QED 1.75-inch Sample Pro Bladder Pump
Static Water Level: 4.95'
Length of Well Screen: 5'
Depth to Top of Pump:
Tubing Type: 0.25-inch O.D. Polyethylene Air and Water

FIELD PARAMETER MEASUREMENT

Time	Pump Rate (cycles per minute)	pH	Temp °C	Conductivity (mS/cm)	Turbidity (NTU)	Dissolved O_2 (g/L)	Redox (mV)	Gallons Purged	Water Level (Feet)	Comments
		+/- 0.1		+/- 3%		+ 10%	+/- 10 mV			
0900		7.38	16.0	2.35	2.27	1.65	7.3		4.99	
0905		7.37	16.1	1.69	2.01	2.01	9.3		5.13	
0910		7.36	16.1	1.65	1.85	2.15	12.9		5.04	
0915		7.37	16.0	1.66	1.22	2.30	16.3		5.15	
0920		7.37	16.0	1.66	1.20	2.40	18.6			
0925		7.37	16.0	1.67	1.17	2.41	20.2			
0930		7.38	16.0	1.70	1.89	2.80	22.5		5.18	
0935		7.38	16.0	1.70	1.10	2.67	23.8			
0940		7.38	16.0	1.71	0.70	2.80	26.1		5.25	

Purge Time Start: 09:00
Purge Time End: 09:40
Final Static Water Level: 5.23
Sample Time:

OBSERVATIONS

Notes:

LABELLA Associates, P.C.
300 State Street
Rochester, New York 14614
Telephone: (585) 454-6110
Facsimile: (585) 454-3066

WELL I.D.: MW-10

Project Name:	690 St Paul
Location:	690 St Paul, Rochester, New York
Project No.:	209280
Sampled By:	SFR
Date:	November 1, 2012
Weather:	Rain, ~50 degrees F

WELL SAMPLING INFORMATION

Well Diameter:	2-inch	Static Water Level:	5.65’
Depth of Well:	11.2’	Length of Well Screen:	5’
Measuring Point:	Top of PVC	Depth to Top of Pump:	
Pump Type:	QED 1.75-inch Sample Pro Bladder Pump	Tubing Type:	0.25-inch O.D. Polyethylene Air and Water

FIELD PARAMETER MEASUREMENT

Time	Pump Rate (cycles per minute)	pH	Temp °C	Conductivity (mS/cm)	Turbidity (NTU)	Dissolved O_2 (g/L)	Redox (mV)	Gallons Purged	Water Level (Feet)	Comments
		+/- 0.1		+/- 3%		+ 10%	+/- 10 mV			
11:55		6.59	15.7	2.03	8.50	2.88	54.6		5.86	
12:00		6.74	15.8	1.75	5.32	3.84	49.9		5.8	
12:05		6.78	15.8	1.70	3.31	4.03	49.9		5.86	
12:10		6.8	15.9	1.66	1.66	4.54	46.8		5.9	
12:15		6.74	16.0	1.57	1.15	5.08	29.4		5.9	
12:20		6.64	16.0	1.58	1.30	4.89	29.4		5.91	
12:25		6.50	16.0	1.59	2.27	4.95	37.5		5.92	
12:30		6.46	16.0	1.60	2.73	4.80	42.8		5.95	
12:35		6.42	16.0	1.60	3.14	4.78	46.7		5.97	
12:40		6.39	16.1	1.61	3.33	4.83	51.9		5.92	

Purge Time Start:	11:55	Purge Time End:	12:40	Final Static Water Level:	5.92	Sample Time:	11:55

OBSERVATIONS

Notes:

LABELLA Associates, P.C.
300 State Street
Rochester, New York 14614
Telephone: (585) 454-6110
Facsimile: (585) 454-3066

WELL I.D.: BW-05

Project Name:	690 St Paul
Location:	690 St Paul, Rochester, New York
Project No.:	209280
Sampled By:	SFR
Date:	November 1, 2012
Weather:	Cloudy, ~44 degrees F

WELL SAMPLING INFORMATION

Well Diameter:	2-inch	Static Water Level:	3.23’
Depth of Well:	17.8’	Length of Well Screen:	10’
Measuring Point:	Top of PVC	Depth to Top of Pump:	
Pump Type:	QED 1.75-inch Sample Pro Bladder Pump	Tubing Type:	0.25-inch O.D. Polyethylene Air and Water

FIELD PARAMETER MEASUREMENT

Time	Pump Rate (cycles per minute)	pH	Temp °C	Conductivity (mS/cm)	Turbidity (NTU)	Dissolved O_2 (g/L)	Redox (mV)	Gallons Purged	Water Level (Feet)	Comments
		+/- 0.1		+/- 3%		+ 10%	+/- 10 mV			
14:40		7.68	13.3	1.42	3.55	0.16	-237.3		3.6	
14:45		7.67	13.4	1.43	2.87	0.15	-245.5		3.67	
14:50		7.66	13.3	1.43	2.71	0.12	-246.8		3.74	
14:55		7.65	13.2	1.43	2.52	0.12	-247.4		3.82	
15:00		7.64	13.3	1.42	2.40	0.12	-254.4		3.9	
15:05		7.63	13.3	1.42	2.43	0.11	-255		3.92	
15:10		7.62	13.3	1.43	2.42	0.11	-258		3.95	
15:15		7.62	13.3	1.43	2.45	0.11	-256.6		4	

Purge Time Start:	14:40	Purge Time End:	15:15	Final Static Water Level:	4.21	Sample Time:	14:40

OBSERVATIONS

Notes:

LABELLA Associates, P.C.
300 State Street
Rochester, New York 14614
Telephone: (585) 454-6110
Facsimile: (585) 454-3066

WELL I.D.: BW-13

Project Name: 690 St Paul
Location: 690 St Paul, Rochester, New York
Project No.: 209280
Sampled By: JMG
Date: November 1, 2012
Weather: Rain, ~50 degrees F

WELL SAMPLING INFORMATION

Well Diameter: 2-inch
Depth of Well: 37'
Measuring Point: Top of PVC
Pump Type: QED 0.75-inch Sample Pro Bladder Pump
Static Water Level: 22.17'
Length of Well Screen:
Depth to Top of Pump:
Tubing Type: 0.25-inch O.D. Polyethylene Air and Water

FIELD PARAMETER MEASUREMENT

Time	Pump Rate (cycles per minute)	pH	Temp °C	Conductivity (mS/cm)	Turbidity (NTU)	Dissolved O_2 (g/L)	Redox (mV)	Gallons Purged	Water Level (Feet)	Comments
		+/- 0.1		+/- 3%		+ 10%	+/- 10 mV			
12:15	6	6.32	11.3	4.58	7.71	1.22	-166.5	<0.1	22.61'	
12:20	6	6.79	11.7	4.74	6.36	0.14	-211.1	0.1	22.78'	
12:25	6	6.87	12.0	4.74	5.94	0.12	-239.6	0.15	23.03'	
12:30	6	6.85	11.8	4.74	6.11	0.13	-249.1	0.2	23.10	
12:35	6	6.80	11.0	4.71	3.47	2.08	-241.4	0.35	23.09	
12:40	6	7.24	10.1	4.71	4.14	3.65	-234.6	0.3	23.07	
12:45	6	7.29	9.8	4.71	4.76	4.03	-233.9	0.35	23.03	
12:50	6	7.33	9.6	4.71	5.12	4.14	-231.8	0.35	23.02	
12:55	5	7.42	9.4	4.70	3.08	4.32	-233.1	0.4	23.01	
13:00	5	7.43	9.8	4.71	2.72	4.11	-237.3	0.45	22.98	
13:05	5	7.36	10.0	4.71	2.54	3.15	-240.5	0.5	23.11	
13:10	5	7.35	10.8	4.72	2.11	1.72	-253.7	0.6	23.34	
13:15	5	7.32	11.2	4.72	1.78	1.13	-257.8	0.7	23.49	
13:20	5	7.35	11.4	4.71	1.18	1.16	-263.4	0.8	23.53	
13:25	5	7.37	11.4	4.72	2.02	1.11	-265.3	0.9	23.60	

Purge Time Start: 12:00
Purge Time End: 13:25
Final Static Water Level: 23.66
Sample Time: 13:30

OBSERVATIONS

Notes:
Unable to use 1.75" bladder pump due to slight obstruction in well at approximately 26' bgs.

LABELLA Associates, P.C.
300 State Street
Rochester, New York 14614
Telephone: (585) 454-6110
Facsimile: (585) 454-3066

WELL I.D.: MW-11

Project Name: 690 St Paul
Location: 690 St Paul, Rochester, New York
Project No.: 209280
Sampled By: JMG
Date: November 1, 2012
Weather: Rain, ~50 degrees F

WELL SAMPLING INFORMATION

Well Diameter: 0.75-inch
Depth of Well: 9.12'
Measuring Point: Top of PVC
Pump Type: QED 1.75-inch Sample Pro Bladder Pump
Static Water Level: 6.71'
Length of Well Screen:
Depth to Top of Pump:
Tubing Type: 0.25-inch O.D. Polyethylene Air and Water

FIELD PARAMETER MEASUREMENT

Time	Pump Rate (gal/min)	pH	Temp °C	Conductivity (mS/cm)	Turbidity (NTU)	Dissolved O_2 (g/L)	Redox (mV)	Gallons Purged	Water Level (Feet)	Comments
		+/- 0.1		+/- 3%		+ 10%	+/- 10 mV			
15:00		7.79	13.5	1.20	1955 AU	8.19	-50.5	<0.1	NA	
15:05		7.71	12.8	1.16	28.4	9.10	-28.2	0.1	NA	
15:10	FLOW THROUGH CELL ISSUE									
15:15										
15:20		7.56	10.3	1.10	36.7	8.53	-2.1	0.15	NA	
15:25		7.59	10.2	1.11	12.0	8.54	-3.4	0.2	NA	
15:30		7.50	10.0	1.10	10.17	8.50	5.3	0.2	NA	
15:35		7.48	9.9	1.11	8.54	5.54	6.4	0.25	NA	
15:40	0.0083	7.56	9.9	1.12	5.21	8.51	9.8	0.25	NA	

Purge Time Start: 15:00
Purge Time End: 15:40
Final Static Water Level: 8.97'
Sample Time: 15:45

OBSERVATIONS

Notes: Had to use peristaltic pump due to small well diameter.
Slow recharge; only able to sample for VOCs and SVOCs.
Began sampling at 15:45; finished sampling at 16:45.
Water level meter will not fit down well with tubing in place.

LABELLA Associates, P.C.
300 State Street
Rochester, New York 14614
Telephone: (585) 454-6110
Facsimile: (585) 454-3066

WELL I.D.: MW-06

Project Name: 690 St Paul
Location: 690 St Paul, Rochester, New York
Project No.: 209280
Sampled By: JMG
Date: November 2, 2012
Weather: Overcast, ~40 degrees F

WELL SAMPLING INFORMATION

Well Diameter: 1-inch
Depth of Well:
Measuring Point: Top of PVC
Pump Type: QED 0.75-inch Sample Pro Bladder Pump

Static Water Level: 5.81'
Length of Well Screen:
Depth to Top of Pump:
Tubing Type: 0.25-inch O.D. Polyethylene Air and Water

FIELD PARAMETER MEASUREMENT

Time	Pump Rate (cycles per minute)	pH	Temp °C	Conductivity (mS/cm)	Turbidity (NTU)	Dissolved O_2 (g/L)	Redox (mV)	Gallons Purged	Water Level (Feet)	Comments
		+/- 0.1		+/- 3%		+ 10%	+/- 10 mV			
1300	6	7.17	15.1	7.99	47.2	0.37	24.6	0.1	NA	
1305	6	7.16	16.0	7.99	32.4	0.28	24.9	0.2		
1310	6	7.16	16.0	7.93	27.8	0.25	29.1	0.3		
1315	6	7.16	16.1	7.86	20.1	0.24	30.6	0.4		
1320	6	7.16	16.3	7.84	15.5	0.24	30.7	0.5		
1325	6	7.16	16.3	7.81	18.7	0.22	30.8	0.6		
1330	6	7.16	16.3	7.82	10.1	0.22	31.1	0.7		

Purge Time Start: 12:45
Purge Time End: 13:35
Final Static Water Level: 7.54'
Sample Time: 13:35

OBSERVATIONS

Notes:
Could not record SWL during pumping because well diameter too narrow.

LABELLA Associates, P.C.
300 State Street
Rochester, New York 14614
Telephone: (585) 454-6110
Facsimile: (585) 454-3066

WELL I.D.: MW-07

Project Name: 690 St Paul
Location: 690 St Paul, Rochester, New York
Project No.: 209280
Sampled By: JMG
Date: November 2, 2012
Weather: Overcast, ~40 degrees F

WELL SAMPLING INFORMATION

Well Diameter: 1-inch
Depth of Well:
Measuring Point: Top of PVC
Pump Type: QED 0.75-inch Sample Pro Bladder Pump

Static Water Level: 7.66'
Length of Well Screen:
Depth to Top of Pump:
Tubing Type: 0.25-inch O.D. Polyethylene Air and Water

FIELD PARAMETER MEASUREMENT

Time	Pump Rate (cycles per minute)	pH	Temp °C	Conductivity (mS/cm)	Turbidity (NTU)	Dissolved O_2 (g/L)	Redox (mV)	Gallons Purged	Water Level (Feet)	Comments
		+/- 0.1		+/- 3%		+ 10%	+/- 10 mV			
10:25	6	6.88	15.7	13.28	830AU	1.43	44.6	0.1	NA	
10:30	6	6.90	15.6	12.04	701AU	0.70	47.3	0.2		
10:35	4	6.94	14.5	10.89		0.52	41.0	0.3		
10:40	4	6.96	14.1	10.60	220	0.45	39.0	0.35		
10:45	4	6.96	13.5	10.17	26.1	0.40	34.5	0.4		
10:50	4	6.97	12.8	10.12	20.2	0.36	25.2	0.45		
10:55	4	6.99	12.9	10.02	18.9	0.35	22.7	0.5		
11:00	4	6.99	13.3	9.92	12.1	0.33	19.4	0.55		
11:05	4	6.98	13.4	9.87	4.69	0.32	21.3	0.6		
11:10	4	6.98	13.5	9.88	3.87	0.32	21.7	0.65		

Purge Time Start: 10:19
Purge Time End: 12:10
Final Static Water Level: 9.33'
Sample Time: 11:15

OBSERVATIONS

Notes:

Could not record SWL during pumping because well diameter too narrow.
Field blank collected.

LABELLA Associates, P.C.
300 State Street
Rochester, New York 14614
Telephone: (585) 454-6110
Facsimile: (585) 454-3066

WELL I.D.: BW-09

Project Name:	690 St Paul
Location:	690 St Paul, Rochester, New York
Project No.:	209280
Sampled By:	SFR
Date:	November 2, 2012
Weather:	Overcast, ~40 degrees F

WELL SAMPLING INFORMATION

Well Diameter:	2-inch	Static Water Level:	6.1’
Depth of Well:	10.9’	Length of Well Screen:	
Measuring Point:	Top of PVC	Depth to Top of Pump:	
Pump Type:	QED 1.75-inch Sample Pro Bladder Pump	Tubing Type:	0.25-inch O.D. Polyethylene Air and Water

FIELD PARAMETER MEASUREMENT

Time	Pump Rate (cycles per minute)	pH	Temp °C	Conductivity (mS/cm)	Turbidity (NTU)	Dissolved O_2 (g/L)	Redox (mV)	Gallons Purged	Water Level (Feet)	Comments
		+/- 0.1		+/- 3%		+ 10%	+/- 10 mV			
10:20		7.39	13.5	0.88	9.37	0.48	-36.8		6.20	
10:25		7.39	13.7	0.88	7.19	0.38	-47.3		6.29	
10:30		7.39	13.6	0.88	6.29	0.33	-47.8		6.36	
10:35		7.39	13.6	0.88	4.16	0.30	-46		6.46	
10:40		7.38	13.6	0.89	4.51	0.28	-46.9		6.62	
10:45		7.36	13.6	0.89	3.73	0.28	-45.4		6.70	
10:50		7.37	13.6	0.89	3.54	0.29	-45.7		6.85	
10:55		7.36	13.7	0.90	2.87	0.29	-47.9		6.97	

Purge Time Start:	10:20	Purge Time End:	10:55	Final Static Water Level:	7.16’	Sample Time:	10:55

OBSERVATIONS

Notes:

LABELLA Associates, P.C.
300 State Street
Rochester, New York 14614
Telephone: (585) 454-6110
Facsimile: (585) 454-3066

WELL I.D.: REC-B-West

Project Name:	690 St Paul
Location:	690 St Paul, Rochester, New York
Project No.:	209280
Sampled By:	SFR
Date:	November 2, 2012
Weather:	Overcast, ~40 degrees F

WELL SAMPLING INFORMATION

Well Diameter:	2-inch	Static Water Level:	4.37’
Depth of Well:	8.2’	Length of Well Screen:	
Measuring Point:	Top of PVC	Depth to Top of Pump:	
Pump Type:	QED 1.75-inch Sample Pro Bladder Pump	Tubing Type:	0.25-inch O.D. Polyethylene Air and Water

FIELD PARAMETER MEASUREMENT

Time	Pump Rate	pH	Temp °C	Conductivity (mS/cm)	Turbidity (NTU)	Dissolved O_2 (g/L)	Redox (mV)	Gallons Purged	Water Level (Feet)	Comments
		+/- 0.1		+/- 3%		+ 10%	+/- 10 mV			
12:05		7.25	13.6	0.532	25.9	4.71	10.8		4.38	
12:10		7.25	13.8	0.532	24.1	4.08	-1.7		4.38	
12:15		7.23	13.8	0.533	25.3	3.92	-11.2		4.40	
12:20		7.23	13.9	0.535	25.5	3.97	-12.1		4.40	
12:25		7.12	13.9	0.574	18.8	2.89	-27.7		4.40	
12:30		6.99	14.0	0.65	16.24	2.08	-34		4.40	
12:35		6.93	13.9	0.71	10.78	1.64	-36.4		4.40	
12:40		6.90	13.9	0.75	8.94	1.34	-37.7		4.40	
12:45		6.88	13.9	0.78	6.47	1.01	-39.4		4.42	
12:50		6.86	14.0	0.81	4.78	0.78	-40.5		4.41	
12:55		6.84	14.0	0.84	3.79	0.60	-42.8		4.40	
13:00		6.84	14.0	0.84	3.47	0.58	-43.2		4.41	
13:05		6.83	14.0	0.85	3.01	0.47	-44.9		4.42	

Purge Time Start:	12:05	Purge Time End:	13:05	Final Static Water Level:	4.43’	Sample Time:	13:05

OBSERVATIONS

Notes:

LABELLA Associates, P.C.
300 State Street
Rochester, New York 14614
Telephone: (585) 454-6110
Facsimile: (585) 454-3066

WELL I.D.: BW-08

Project Name: 690 St Paul
Location: 690 St Paul, Rochester, New York
Project No.: 209280
Sampled By: JMG
Date: November 5, 2012
Weather: Overcast, ~32 degrees F

WELL SAMPLING INFORMATION

Well Diameter: 4-inch
Depth of Well: 23.63'
Measuring Point: Top of PVC
Pump Type: QED 1.75-inch Sample Pro Bladder Pump

Static Water Level: 13.91'
Length of Well Screen:
Depth to Top of Pump:
Tubing Type: 0.25-inch O.D. Polyethylene Air and Water

FIELD PARAMETER MEASUREMENT

Time	Pump Rate (cycles per minute)	pH	Temp °C	Conductivity (mS/cm)	Turbidity (NTU)	Dissolved O_2 (g/L)	Redox (mV)	Gallons purged	Water Level (Feet)	Comments
		+/- 0.1		+/- 3%		+ 10%	+/- 10 mV			
16:05	4	6.99	15.2	8.18	39.0	3.96	-23.1			
16:10	4	6.99	15.8	8.37	31.4	3.91	-20.1			
16:15	4	7.00	16.0	8.32	27.3	3.98	-16.9	0.1	14.29	
16:20	4	7.00	16.1	8.23	33.2	4.21	-15.5	0.3	14.54	
16:25	4	7.01	16.1	8.18	37.6	4.34	-15.0	0.8	14.72	
16:30	4	7.02	16.2	8.01	31.4	4.34	-14.5	1.0		
16:35	4	77.03	16.2	7.94	28.1	4.71	-14.2	1.3		
16:40	4	7.03	16.1	7.91	26.2	4.79	-14.0	1.5	15.26	
16:45	4	7.03	16.2	7.76	42.8	4.79	-13.8	1.75	15.61	
16:50	2	7.04	16.1	7.77	40.1	4.80	-13.5	2.0	15.55	
16:55	2	7.04	16.0	7.79	39.4	4.76	-12.9	2.25	15.41	

Purge Time Start: 16:00
Purge Time End: 17:00
Final Static Water Level: 16.48'
Sample Time: 17:00

OBSERVATIONS

Notes:

LABELLA Associates, P.C.
300 State Street
Rochester, New York 14614
Telephone: (585) 454-6110
Facsimile: (585) 454-3066

WELL I.D.: BW-07

Project Name: 690 St Paul
Location: 690 St Paul, Rochester, New York
Project No.: 209280
Sampled By: JMG
Date: November 5, 2012
Weather:

WELL SAMPLING INFORMATION

Well Diameter:	2-inch	Static Water Level:	8.2’
Depth of Well:	20.4’	Length of Well Screen:	
Measuring Point:	Top of PVC	Depth to Top of Pump:	
Pump Type:	QED 1.75-inch Sample Pro Bladder Pump	Tubing Type:	0.25-inch O.D. Polyethylene Air and Water

FIELD PARAMETER MEASUREMENT

Time	Pump Rate	pH	Temp °C	Conductivity (mS/cm)	Turbidity (NTU)	Dissolved O_2 (g/L)	Redox (mV)	Gallons Purged	Water Level (Feet)	Comments
		+/- 0.1		+/- 3%		+ 10%	+/- 10 mV			
13:05		8.05	17.6	5.07		1.10	-99		8.28	
13:10		8.08	17.0	5.04	85.7	0.57	-93.5		8.60	
13:15		8.08	17.0	5.02	65.3	0.53	-92.5		8.60	
13:20		8.09	16.9	5.02	50.4	0.56	-88.4		8.62	
13:25		8.19	17.0	5.00	32.6	1.62	-78.3		8.62	
13:30		8.30	16.9	4.97	31	1.96	-68.5		8.62	
13:35		8.32	17.0	4.96	27.3	1.89	-64.6		8.63	
13:40		8.32	17.0	4.96	23.4	1.84	-62.7		8.63	
13:45		8.31	17.0	4.96	24.5	1.82	-60.7			
13:50		8.30	17.0	4.95	25.1	1.81	-60.3		8.61	

Purge Time Start: 13:05
Purge Time End: 13:50
Final Static Water Level: 8.61’
Sample Time: 13:55

OBSERVATIONS

Notes:

LABELLA Associates, P.C.
300 State Street
Rochester, New York 14614
Telephone: (585) 454-6110
Facsimile: (585) 454-3066

WELL I.D.: MW-08

Project Name: 690 St Paul
Location: 690 St Paul, Rochester, New York
Project No.: 209280
Sampled By: JMG
Date: November 5, 2012
Weather: Overcast, approximately 35 degrees F, snow flurries

WELL SAMPLING INFORMATION

Well Diameter: 1-inch
Depth of Well:
Measuring Point: Top of PVC
Pump Type: QED 0.75-inch Sample Pro Bladder Pump
Static Water Level: 7.27'
Length of Well Screen:
Depth to Top of Pump:
Tubing Type: 0.25-inch O.D. Polyethylene Air and Water

FIELD PARAMETER MEASUREMENT

Time	Pump Rate (cycles per minute)	pH	Temp °C	Conductivity (mS/cm)	Turbidity (NTU)	Dissolved O_2 (g/L)	Redox (mV)	Gallons Purged	Water Level (Feet)	Comments
		+/- 0.1		+/- 3%		+ 10%	+/- 10 mV			
13:20	6	7.03	13.6	10.42		1.68	82.8	<0.1	NA	
13:25	6	7.00	13.5	10.50	10.42	1.50	77.8	0.05		
13:30	6	6.98	12.9	10.60	10.98	1.95	75.7	0.1		
13:35	6	6.95	11.7	10.68	9.18	2.27	77.4	0.15		
13:40	4	6.94	12.9	10.89	42.34	1.47	79.9	0.15		
13:45	2	6.95	12.6	11.13	36.17	1.49	79.2	0.2		
13:50	2	6.94	11.2	11.15	18.74	2.00	83.0	0.25		
13:55	2	6.93	9.8	11.16	12.54	2.28	89.8	0.3		
14:00	2	6.93	9.7	11.16	9.19	2.34	90.1	0.3		
14:05	2	6.94	8.4	11.18	24.85	2.47	94.1	0.35		
14:10	2	6.94	8.2	11.17	15.37	2.51	94.2	0.35		
14:15	2	6.94	7.6	11.16	10.19	2.72	96.3	0.4		
14:20	2	6.94	7.4	11.16	8.57	2.76	97.0	0.4		
14:25	2	6.94	7.2	11.15	7.97	2.72	97.6	0.45		
14:30	2	6.93	7.1	11.14	17.08	2.77	97.4	0.45		

Purge Time Start: 13:15
Purge Time End: 14:30
Final Static Water Level: 8.98'
Sample Time: 14:30

OBSERVATIONS

Notes:

Field blank collected.

LABELLA Associates, P.C.
300 State Street
Rochester, New York 14614
Telephone: (585) 454-6110
Facsimile: (585) 454-3066

WELL I.D.: BW-01

Project Name: 690 St Paul
Location: 690 St Paul, Rochester, New York
Project No.: 209280
Sampled By: JMG
Date: November 6, 2012
Weather: Overcast, approximately 30 degrees F

WELL SAMPLING INFORMATION

Well Diameter: 2-inch
Depth of Well:
Measuring Point: Top of PVC
Pump Type: QED 1.75-inch Sample Pro Bladder Pump

Static Water Level: 5.93
Length of Well Screen:
Depth to Top of Pump:
Tubing Type: 0.25-inch O.D. Polyethylene Air and Water

FIELD PARAMETER MEASUREMENT

Time	Pump Rate (cycles per minute)	pH	Temp °C	Conductivity (mS/cm)	Turbidity (NTU)	Dissolved O_2 (g/L)	Redox (mV)	Gallons Purged	Water Level (Feet)	Comments
		+/- 0.1		+/- 3%		+ 10%	+/- 10 mV			
0845	3	7.43	14.2	0.94	31.7	0.75	-178.9	<0.1	5.98	
0850	3	7.38	15.1	0.83	2.72	0.34	-247.0	0.75	6.07	
0855	3	7.35	15.1	0.81	3.17	0.25	-267.9	2.3	6.13	
0900	3	7.34	15.2	0.81	1.70	0.17	-277.0	2.8	6.17	
0905	3	7.33	15.2	0.81	1.32	0.16	-276.6	3.2	6.11	
0910	3	7.32	15.2	0.82	1.07	0.14	-279.3	3.8	6.15	
0915	3	7.32	15.3	0.82	1.42	0.13	-282.1	4.6	6.18	

Purge Time Start: 08:45
Purge Time End: 09:25
Final Static Water Level: 609'
Sample Time: 09:25

OBSERVATIONS

Notes:
Sock put in well on 11/2/2012 to absorb LNAPL. Removed sock prior to starting purge. Petro. Sheen and sulfuric odor noted on purge water.

LABELLA Associates, P.C.
300 State Street
Rochester, New York 14614
Telephone: (585) 454-6110
Facsimile: (585) 454-3066

WELL I.D.: MW-05

Project Name:	690 St Paul
Location:	690 St Paul, Rochester, New York
Project No.:	209280
Sampled By:	JMG
Date:	January 18, 2013
Weather:	Approximately 18 degrees F, partly cloudy, flurries

WELL SAMPLING INFORMATION

Well Diameter:	1-inch	Static Water Level:	6.18
Depth of Well:	10.40	Length of Well Screen:	
Measuring Point:	Top of PVC	Depth to Top of Pump:	
Pump Type:	QED 1.75-inch Sample Pro Bladder Pump	Tubing Type:	0.25-inch O.D. Polyethylene Air and Water

FIELD PARAMETER MEASUREMENT

Time	Pump Rate	pH	Temp °C	Conductivity (mS/cm)	Turbidity (NTU)	Dissolved O_2 (g/L)	Redox (mV)	Gallons Purged	Water Level (Feet)	Comments
		+/- 0.1		+/- 3%		+ 10%	+/- 10 mV			
0825	6	7.01	3.8	19.53	111	4.02	190.8	0		
0830	6	7.19	6.4	20.33	169	2.90	225.3	0.1		
0835	5	7.22	6.1	20.06	163	2.24	238.2	0.25		
Stopped pumping due to compressor issue										
0945	5	7.32	4.0	11.94		3.10	194.3	0.25		
0950										Replacing frozen tubing
1000	6	7.30	6.2	19.04	99	3.18	194.3	0.25		
1005	6	7.29	6.9	19.38	54	7.39	217.1	0.30		
1010	6	7.27	6.8	19.28	42	7.02	231.4	0.35		
1015	6	7.26	6.9	19.21	22	7.48	236.9	0.40		
1020	6	7.25	6.8	19.18	26	7.88	241.3	0.45		
1025	6	7.25	7.0	19.22	15.7	7.43	243.4	0.55		
1030	6	7.23	6.9	19.15	12.1	7.47	245.0	0.65		
1035	6	7.24	6.9	19.17	18.3	7.42	246.6	0.75		

Purge Time Start:	0820	Purge Time End:	1035	Final Static Water Level:		Sample Time:	1035

OBSERVATIONS

Notes:
DO fluctuating as much as 1.00 every second, generally approximately 7.45 g/L
Field Blank collected at 1100 VOCs and SVOCs
Duplicate VOCs and Metals & Trip Blank

APPENDIX 4

Pertinent Photographs



BW-05 rock core



BW-06 rock core



BW-07 rock core



BW-08 rock core



Typical soil cores observed during direct-push drilling.

APPENDIX 5

Waste Manifests and Weigh Tickets

April 2010 Drum Disposal

(5)

Please print or type. (Form designed for use on elite (12-pitch) typewriter.)

Form Approved. OMB No. 2050-0039

UNIFORM HAZARDOUS WASTE MANIFEST

1. Generator ID Number	2. Page 1 of	3. Emergency Response Phone	4. Manifest Tracking Number
NYR000080754	1	800-225-6750	001062040 JJK

GENERATOR

5. Generator's Name and Mailing Address
Genesee Valley Real Estate
690 Saint Paul Street
Rochester, NY 14605
Generator's Phone: 585-330-7173

Generator's Site Address (if different than mailing address)

6. Transporter 1 Company Name
OP-TECH Environmental Services, Inc.
U.S. EPA ID Number: NYD986980753

7. Transporter 2 Company Name
U.S. EPA ID Number:

8. Designated Facility Name and Site Address
CWM Chemical Services, LLC
PO Box 200, 1550 Balmer Road
Model City, NY 14107
Facility's Phone: 716-754-8231
U.S. EPA ID Number: NYD049836679

9a. HM	9b. U.S. DOT Description (including Proper Shipping Name, Hazard Class, ID Number, and Packing Group (if any))	10. Containers No.	10. Containers Type	11. Total Quantity	12. Unit Wt./Vol.	13. Waste Codes		
X	1. RQ, Hazardous Waste, Liquid, N.O.S. (Benzene) 9, NA3082, PGIII (ERG#171)(D043)	006	DM	1197	K	D040 T	D043	D003
	2.							
	3.							
	4.							

14. Special Handling Instructions and Additional Information
9a-1) Approval # NY297284
out of service date: 4/28/10
container #: 1B (21)
Omitted unique drum numbers as required by 40 CFR 761.207.
811 40078

15. GENERATOR'S/OFFEROR'S CERTIFICATION: I hereby declare that the contents of this consignment are fully and accurately described above by the proper shipping name, and are classified, packaged, marked and labeled/placarded, and are in all respects in proper condition for transport according to applicable international and national governmental regulations. If export shipment and I am the Primary Exporter, I certify that the contents of this consignment conform to the terms of the attached EPA Acknowledgment of Consent.
I certify that the waste minimization statement identified in 40 CFR 262.27(a) (if I am a large quantity generator) or (b) (if I am a small quantity generator) is true.

Generator's/Offeror's Printed/Typed Name: Stephen Gelkee (for Genesee Valley) | Signature: Stephen Gelkee | Month 4 | Day 28 | Year 10

INTL

16. International Shipments ☐ Import to U.S. ☐ Export from U.S. Port of entry/exit:
Transporter signature (for exports only): Date leaving U.S.:

TRANSPORTER

17. Transporter Acknowledgment of Receipt of Materials
Transporter 1 Printed/Typed Name: James L Mahoney | Signature | Month 4 | Day 28 | Year 10
Transporter 2 Printed/Typed Name: | Signature | Month | Day | Year

DESIGNATED FACILITY

16. Discrepancy
18a. Discrepancy Indication Space ☐ Quantity ☐ Type ☐ Residue ☐ Partial Rejection ☐ Full Rejection
Manifest Reference Number:
18b. Alternate Facility (or Generator) U.S. EPA ID Number
Facility's Phone:
18c. Signature of Alternate Facility (or Generator) Month Day Year

19. Hazardous Waste Report Management Method Codes (i.e., codes for hazardous waste treatment, disposal, and recycling systems)

1.	2.	3.	4.
H135			

20. Designated Facility Owner or Operator: Certification of receipt of hazardous materials covered by the manifest except as noted in Item 18a
Printed/Typed Name: James J. Lis | Signature | Month 5 | Day 3 | Year 10

EPA Form 8700-22 (Rev. 3-05) Previous editions are obsolete.

DESIGNATED FACILITY TO DESTINATION STATE (IF REQUIRED)

Genesee Valley is not Generator -

April 2010 Drum Disposal

(4)

Please print or type. (Form designed for use on elite (12-pitch) typewriter.)

Form Approved. OMB No. 2050-0039

UNIFORM HAZARDOUS WASTE MANIFEST

1. Generator ID Number	2. Page 1 of	3. Emergency Response Phone	4. Manifest Tracking Number
NYR000080754	1	800-225-6750	001062044 JJK

GENERATOR

5. Generator's Name and Mailing Address
Genesee Valley Real Estate
690 Saint Paul Street
Rochester, NY 14605
Generator's Phone: 585-330-7173

Generator's Site Address (if different than mailing address)

6. Transporter 1 Company Name: OP-TECH Environmental Services, Inc. — U.S. EPA ID Number: NYD986960753

7. Transporter 2 Company Name — U.S. EPA ID Number

8. Designated Facility Name and Site Address
CWM Chemical Services, LLC
PO Box 200, 1550 Balmer Road
Model City, NY 14107
Facility's Phone: 716-754-8231
U.S. EPA ID Number: NYD049836579

9a. HM	9b. U.S. DOT Description (including Proper Shipping Name, Hazard Class, ID Number, and Packing Group (if any))	10. Containers No.	10. Containers Type	11. Total Quantity	12. Unit Wt./Vol.	13. Waste Codes		
X	1. RQ, Hazardous Waste, Solid, N.O.S. (Xylene) 9, NA3077, PGIII (ERG#171)(D040)	006	DM	634	K	D016	D040	D007
						B		
	2.							
	3.							
	4.							

14. Special Handling Instructions and Additional Information
9a-1) Approval # NY297268
out of service date: 4/28/10
container #: 1A(6J)
Omitted unique drum numbers as required by 40 CFR 761.207.
8H40078

15. GENERATOR'S/OFFEROR'S CERTIFICATION: I hereby declare that the contents of this consignment are fully and accurately described above by the proper shipping name, and are classified, packaged, marked and labeled/placarded, and are in all respects in proper condition for transport according to applicable international and national governmental regulations. If export shipment and I am the Primary Exporter, I certify that the contents of this consignment conform to the terms of the attached EPA Acknowledgment of Consent.
I certify that the waste minimization statement identified in 40 CFR 262.27(a) (if I am a large quantity generator) or (b) (if I am a small quantity generator) is true.

Generator's/Offeror's Printed/Typed Name: Stephan Gelker (for Genesee Valley) — Signature: Stephan Gelker — Month 4 Day 28 Year 10

TRANSPORTER INT'L

16. International Shipments ☐ Import to U.S. ☐ Export from U.S. Port of entry/exit:
Transporter signature (for exports only): Date leaving U.S.:

TRANSPORTER

17. Transporter Acknowledgment of Receipt of Materials

Transporter 1 Printed/Typed Name: James R Washburn — Signature: James R Washburn — Month 4 Day 28 Year 10

Transporter 2 Printed/Typed Name — Signature — Month Day Year

DESIGNATED FACILITY

18. Discrepancy

18a. Discrepancy Indication Space ☐ Quantity ☐ Type ☐ Residue ☐ Partial Rejection ☐ Full Rejection

Manifest Reference Number:

18b. Alternate Facility (or Generator) — U.S. EPA ID Number
Facility's Phone:

18c. Signature of Alternate Facility (or Generator) — Month Day Year

19. Hazardous Waste Report Management Method Codes (i.e., codes for hazardous waste treatment, disposal, and recycling systems)

1.	2.	3.	4.
H141			

20. Designated Facility Owner or Operator: Certification of receipt of hazardous materials covered by the manifest except as noted in Item 18a

Printed/Typed Name: James J. Lis — Signature — Month 5 Day 13 Year 10

EPA Form 8700-22 (Rev. 3-05) Previous editions are obsolete.

DESIGNATED FACILITY TO DESTINATION STATE (IF REQUIRED)

Genesee Valley is not Generator - Genesee Valley Real Estate is the Legal Generator as Stephan Gelker

April 2010 Drum Disposal

(3)

Please print or type. (Form designed for use on elite (12-pitch) typewriter.)

Form Approved. OMB No. 2050-0039

UNIFORM HAZARDOUS WASTE MANIFEST

1. Generator ID Number: NYR000080754
2. Page 1 of 1
3. Emergency Response Phone: 800-225-6750
4. Manifest Tracking Number: 001062039 JJK

5. Generator's Name and Mailing Address
Genesee Valley Real Estate
690 Saint Paul Street
Rochester, NY 14605
Generator's Phone: 585-330-7173

Generator's Site Address (if different than mailing address)

6. Transporter 1 Company Name: OP-TECH Environmental Services, Inc.
U.S. EPA ID Number: NYD986980753

7. Transporter 2 Company Name:
U.S. EPA ID Number:

8. Designated Facility Name and Site Address
CWM Chemical Services, LLC
PO Box 200, 1550 Balmer Road
Model City, NY 14107 RAL 5-3-10
Facility's Phone: 716-~~784~~ 28-8231 1550
U.S. EPA ID Number: NYD049836679

9a. HM	9b. U.S. DOT Description (including Proper Shipping Name, Hazard Class, ID Number, and Packing Group (if any))	10. Containers No.	10. Containers Type	11. Total Quantity	12. Unit Wt./Vol.	13. Waste Codes		
X	1. RQ, Polychlorinated Biphenyls, Liquid Mixture, 9, UN2315, PGII (ERG#171) (B003)	007	DM	953	K	B003	B006	B
	2.							
	3.							
	4.							

14. Special Handling Instructions and Additional Information
9a-1) Approval # NY297264
out of service date: 4/28/10
container #: 1C (B2)

Omitted unique drum numbers as required by 40 CFR 761.207.

81640078

15. GENERATOR'S/OFFEROR'S CERTIFICATION: I hereby declare that the contents of this consignment are fully and accurately described above by the proper shipping name, and are classified, packaged, marked and labeled/placarded, and are in all respects in proper condition for transport according to applicable international and national governmental regulations. If export shipment and I am the Primary Exporter, I certify that the contents of this consignment conform to the terms of the attached EPA Acknowledgment of Consent.
I certify that the waste minimization statement identified in 40 CFR 262.27(a) (if I am a large quantity generator) or (b) (if I am a small quantity generator) is true.

Generator's/Offeror's Printed/Typed Name: Stephen Gullace (for Genesee Valley) | Signature: [signature] | Month 4 Day 28 Year 10

16. International Shipments ☐ Import to U.S. ☐ Export from U.S. Port of entry/exit:
Transporter signature (for exports only): Date leaving U.S.:

17. Transporter Acknowledgment of Receipt of Materials
Transporter 1 Printed/Typed Name: James R. Washburn | Signature: [signature] | Month 4 Day 28 Year 10
Transporter 2 Printed/Typed Name: | Signature: | Month Day Year

18. Discrepancy
18a. Discrepancy Indication Space ☐ Quantity ☐ Type ☐ Residue ☐ Partial Rejection ☐ Full Rejection
Manifest Reference Number:

18b. Alternate Facility (or Generator) | U.S. EPA ID Number
Facility's Phone:

18c. Signature of Alternate Facility (or Generator) | Month Day Year

19. Hazardous Waste Report Management Method Codes (i.e., codes for hazardous waste treatment, disposal, and recycling systems)
1. H141 | 2. | 3. | 4.

20. Designated Facility Owner or Operator: Certification of receipt of hazardous materials covered by the manifest except as noted in Item 18a
Printed/Typed Name: James J. Lis | Signature: [signature] | Month 5 Day 3 Year 10

GENERATOR / INT'L / TRANSPORTER / DESIGNATED FACILITY

EPA Form 8700-22 (Rev. 3-05) Previous editions are obsolete.

DESIGNATED FACILITY TO DESTINATION STATE (IF REQUIRED)

(*) Genesee Valley is not Generator, Generator - Genesee Valley Real Estate is the legal generator per Bobbin

April 2010 Drum Disposal

Please print or type. (Form designed for use on elite (12-pitch) typewriter.) Form Approved. OMB No. 2050-0039

UNIFORM HAZARDOUS WASTE MANIFEST

1. Generator ID Number: NYR000080754
2. Page 1 of:
3. Emergency Response Phone: 800-[illegible]-6750
4. Manifest Tracking Number: 001062045 JJK

GENERATOR

5. Generator's Name and Mailing Address
Genesee Valley Real Estate
690 Saint Paul Street
Rochester, NY 14605
Generator's Phone: 585-330-7173

Generator's Site Address (if different than mailing address)

6. Transporter 1 Company Name: Op-Tech Environmental Services, Inc.
U.S. EPA ID Number: NYD986980753

7. Transporter 2 Company Name: Op-Tech Environmental Services, Inc.
U.S. EPA ID Number: NYD986980753 MS120110

8. Designated Facility Name and Site Address
CWM Chemical Services, LLC
PO Box 200, 1550 Balmer Road
Model City, NY 14107
Facility's Phone: 716-754-8231

U.S. EPA ID Number: NYD049836579

9a. HM	9b. U.S. DOT Description (Including Proper Shipping Name, Hazard Class, ID Number, and Packing Group (if any))	10. Containers No.	Type	11. Total Quantity	12. Unit Wt./Vol.	13. Waste Codes		
X	1. RQ, Polychlorinated Biphenyls, Liquid Solution, 9, UN2315, PGII (ERG#171)(B003)	003	DM	EST 352 211	K	B003	B	
	2.							
	3.							
	4.							

14. Special Handling Instructions and Additional Information
9a-1) Approval # NY297276 (oil + liquid)
out of service date: 4/28/10
container # 1-D-80 1-D, 2-D, 3-D 8164015 4

15. **GENERATOR'S/OFFEROR'S CERTIFICATION:** I hereby declare that the contents of this consignment are fully and accurately described above by the proper shipping name, and are classified, packaged, marked and labeled/placarded, and are in all respects in proper condition for transport according to applicable international and national governmental regulations. If export shipment and I am the Primary Exporter, I certify that the contents of this consignment conform to the terms of the attached EPA Acknowledgment of Consent.
I certify that the waste minimization statement identified in 40 CFR 262.27(a) (if I am a large quantity generator) or (b) (if I am a small quantity generator) is true.

Generator's/Offeror's Printed/Typed Name: Stephen Gulka (for Genesee Valley) | Signature: Stephen Gulka | Month: 4 | Day: 28 | Year: 10

INTL

16. International Shipments ☐ Import to U.S. ☐ Export from U.S. Port of entry/exit:
Transporter signature (for exports only): Date leaving U.S.:

TRANSPORTER

17. Transporter Acknowledgment of Receipt of Materials
Transporter 1 Printed/Typed Name: James L. Washburn | Signature: James L Washburn | Month: 4 | Day: 28 | Year: 10
Transporter 2 Printed/Typed Name: Justin Williams | Signature: [illegible] | Month: 5 | Day: 14 | Year: 10

DESIGNATED FACILITY

18. Discrepancy
18a. Discrepancy Indication Space ☐ Quantity ☐ Type ☐ Residue ☐ Partial Rejection ☐ Full Rejection
Manifest Reference Number:

18b. Alternate Facility (or Generator) U.S. EPA ID Number
Facility's Phone:

18c. Signature of Alternate Facility (or Generator) Month: Day: Year:

19. Hazardous Waste Report Management Method Codes (i.e., codes for hazardous waste treatment, disposal, and recycling systems)
1. H141 2. 3. 4.

20. Designated Facility Owner or Operator: Certification of receipt of hazardous materials covered by the manifest except as noted in Item 18a
Printed/Typed Name: Jarrod Granger | Signature: Jarrod Granger | Month: 5 | Day: 14 | Year: 10

EPA Form 8700-22 (Rev. 3-05) Previous editions are obsolete.

DESIGNATED FACILITY TO DESTINATION STATE (IF REQUIRED)

Genesee Valley is not Generator - Genesee Valley Real Estate is the Legal Generator per Patricia Chase

April 2010 Drum Disposal

Please print or type. (Form designed for use on elite (12-pitch) typewriter.)

Form Approved. OMB No. 2050-0039

UNIFORM HAZARDOUS WASTE MANIFEST

1. Generator ID Number	2. Page 1 of	3. Emergency Response Phone	4. Manifest Tracking Number
NYR000080754	1	800-225-6750	001062042 JJK

GENERATOR

5. Generator's Name and Mailing Address
Genesee Valley Real Estate
590 Saint Paul Street
Rochester, NY 14605
Generator's Phone: 585-330-7173

Generator's Site Address (if different than mailing address)

6. Transporter 1 Company Name: OP-TECH Environmental Services, Inc.
U.S. EPA ID Number: NYD986980753

7. Transporter 2 Company Name: Op-Tech Environmental Services, Inc.
U.S. EPA ID Number: NYD986980753 RCRTZ01W

8. Designated Facility Name and Site Address
CWM Chemical Services, LLC
PO Box 200, 1550 Balmer Road
Model City, NY 14107
Facility's Phone: 716-754-8231
U.S. EPA ID Number: NYD049836679

9a. HM	9b. U.S. DOT Description (including Proper Shipping Name, Hazard Class, ID Number, and Packing Group (if any))	10. Containers No.	10. Containers Type	11. Total Quantity	12. Unit Wt./Vol.	13. Waste Codes		
X	1. RQ, Polychlorinated Biphenyls, Solid Mixture, 9, UN3432, PGIII (ERG#171)(B007)	002	DM	136	K	B007	L	
	2.							
	3.							
	4.							

14. Special Handling Instructions and Additional Information
9a-1) Approval # NY297280 (wood pieces)
out of service date: 4/28/10
container #: 6A, 6B

816 to 154

15. GENERATOR'S/OFFEROR'S CERTIFICATION: I hereby declare that the contents of this consignment are fully and accurately described above by the proper shipping name, and are classified, packaged, marked and labeled/placarded, and are in all respects in proper condition for transport according to applicable international and national governmental regulations. If export shipment and I am the Primary Exporter, I certify that the contents of this consignment conform to the terms of the attached EPA Acknowledgment of Consent.
I certify that the waste minimization statement identified in 40 CFR 262.27(a) (if I am a large quantity generator) or (b) (if I am a small quantity generator) is true.

Generator's/Offeror's Printed/Typed Name: Stephen Gullace (for Genesee Valley) | Signature: Stephen Gullace | Month: 4 | Day: 28 | Year: 10

INTL

16. International Shipments ☐ Import to U.S. ☐ Export from U.S. Port of entry/exit:
Transporter signature (for exports only): Date leaving U.S.:

TRANSPORTER

17. Transporter Acknowledgment of Receipt of Materials

Transporter 1 Printed/Typed Name: James R. Washburn | Signature: James R. Washburn | Month: 4 | Day: 28 | Year: 10

Transporter 2 Printed/Typed Name: Ben Williams | Signature: Ben Williams | Month: 5 | Day: 14 | Year: 10

DESIGNATED FACILITY

18. Discrepancy

18a. Discrepancy Indication Space ☐ Quantity ☐ Type ☐ Residue ☐ Partial Rejection ☐ Full Rejection

Manifest Reference Number:

18b. Alternate Facility (or Generator) U.S. EPA ID Number
Facility's Phone:

18c. Signature of Alternate Facility (or Generator) Month Day Year

19. Hazardous Waste Report Management Method Codes (i.e., codes for hazardous waste treatment, disposal, and recycling systems)

1.	2.	3.	4.
H132			

20. Designated Facility Owner or Operator: Certification of receipt of hazardous materials covered by the manifest except as noted in Item 18a

Printed/Typed Name: Jarrod Cramer | Signature: Jarrod Cramer | Month: 5 | Day: 14 | Year: 10

EPA Form 8700-22 (Rev. 3-05) Previous editions are obsolete.

DESIGNATED FACILITY TO DESTINATION STATE (IF REQUIRED)

*Genesee Valley is not Generator. Genesee Valley Real Estate is the legal generator per Bill of Lading

July 2010 Drum Disposal

(2)

Please print or type. (Form designed for use on elite (12-pitch) typewriter.) Form Approved. OMB No. 2050-0039

UNIFORM HAZARDOUS WASTE MANIFEST	1. Generator ID Number	2. Page 1 of	3. Emergency Response Phone	4. Manifest Tracking Number
	NYR000080754	1	800-225-6750	001062645 JJK

GENERATOR

5. Generator's Name and Mailing Address
Genesee Valley Real Estate
690 Saint Paul Street
Rochester, NY 14605
Generator's Phone: 585-330-7173

Generator's Site Address (if different than mailing address)

6. Transporter 1 Company Name: **Op-Tech Environmental Services,Inc.** U.S. EPA ID Number: NYD986960753

7. Transporter 2 Company Name: U.S. EPA ID Number:

8. Designated Facility Name and Site Address
CWM Chemical Services, LLC
PO Box 200, 1550 Balmer Road
Model City, NY 14107
Facility's Phone: 716-754-8231 8-3-10
U.S. EPA ID Number: NYD049836679

9a. HM	9b. U.S. DOT Description (Including Proper Shipping Name, Hazard Class, ID Number, and Packing Group (if any))	10. Containers No.	10. Containers Type	11. Total Quantity	12. Unit Wt./Vol.	13. Waste Codes		
X	1. RQ, Polychlorinated Biphenyls, Liquid Solution, 9, UN2315, PGII (ERG #171)(B003)	003	DM	0435 est	K	B003	B	
	2.							
	3.							
	4. SR# 936078							

14. Special Handling Instructions and Additional Information
9a-1) Approval # NY297276 (Oil & Liquid)
Out of service date: 7/20/10
Container # 1A, 1B, 1C
8164074

15. GENERATOR'S/OFFEROR'S CERTIFICATION: I hereby declare that the contents of this consignment are fully and accurately described above by the proper shipping name, and are classified, packaged, marked and labeled/placarded, and are in all respects in proper condition for transport according to applicable international and national governmental regulations. If export shipment and I am the Primary Exporter, I certify that the contents of this consignment conform to the terms of the attached EPA Acknowledgment of Consent.
I certify that the waste minimization statement identified in 40 CFR 262.27(a) (if I am a large quantity generator) or (b) (if I am a small quantity generator) is true.

Generator's/Offeror's Printed/Typed Name: Chris Gullace Signature: [signature] Month: 7 Day: 20 Year: 10

INT'L

16. International Shipments ☐ Import to U.S. ☐ Export from U.S. Port of entry/exit:
Transporter signature (for exports only): Date leaving U.S.:

TRANSPORTER

17. Transporter Acknowledgment of Receipt of Materials

Transporter 1 Printed/Typed Name: Eric Frankenberg Signature: [signature] Month: 07 Day: 20 Year: 10

Transporter 2 Printed/Typed Name: Signature: Month: Day: Year:

DESIGNATED FACILITY

18. Discrepancy

18a. Discrepancy Indication Space ☐ Quantity ☐ Type ☐ Residue ☐ Partial Rejection ☐ Full Rejection

Manifest Reference Number:

18b. Alternate Facility (or Generator) U.S. EPA ID Number:
Facility's Phone:

18c. Signature of Alternate Facility (or Generator) Month: Day: Year:

19. Hazardous Waste Report Management Method Codes (i.e., codes for hazardous waste treatment, disposal, and recycling systems)

1.	2.	3.	4.
H141			

20. Designated Facility Owner or Operator: Certification of receipt of hazardous materials covered by the manifest except as noted in Item 18a

Printed/Typed Name: Richard LaBerge Signature: [signature] Month: 08 Day: 03 Year: 10

EPA Form 8700-22 (Rev. 3-05) Previous editions are obsolete.

DESIGNATED FACILITY TO DESTINATION STATE (IF REQUIRED)

December 2013 Drum Disposal

Please print or type. (Form designed for use on elite (12-pitch) typewriter.)

Form Approved. OMB No. 2050-0039

UNIFORM HAZARDOUS WASTE MANIFEST

1. Generator ID Number: NYR000080754

2. Page 1 of: 1

3. Emergency Response Phone: 800 607-7455

4. Manifest Tracking Number: 008595154 JJK

GENERATOR

5. Generator's Name and Mailing Address
GENESEE VALLEY REAL ESTATE
Attn: JOHN BAKER
180 DESPATCH DR
E. ROCHESTER NY 14445
Generator's Phone: 585 218 0101

Generator's Site Address (if different than mailing address)
GENESEE VALLEY REAL ESTATE/MID CITY MGMT
690 ST. PAUL ST.
ROCHESTER NY 14605

6. Transporter 1 Company Name
NEW YORK ENVIRONMENTAL TECHNOLOGIES, INC.
U.S. EPA ID Number: NYD986983229

7. Transporter 2 Company Name
U.S. EPA ID Number:

8. Designated Facility Name and Site Address
CYCLE CHEM, INC.
550 INDUSTRIAL DR.
LEWISBERRY PA 17339
Facility's Phone: 717 938-4700
U.S. EPA ID Number: PAD067098822

9a. HM	9b. U.S. DOT Description (including Proper Shipping Name, Hazard Class, ID Number, and Packing Group (if any))	10. Containers No.	10. Containers Type	11. Total Quantity	12. Unit Wt./Vol.	13. Waste Codes
X	1. RQ NA3082, Hazardous waste, liquid, n.o.s. (Silver, Vinyl Chloride), 9, PGIII (RQ: D010, D011, D040, D043)	0-0-5	DM	200 00250	G	D005 D010 D011 D040 D043
	2.					
	3.					
	4.					

14. Special Handling Instructions and Additional Information
a. NYE200-B-WDV (ERG #171) Job #RS574 / 008-06439

15. **GENERATOR'S/OFFEROR'S CERTIFICATION:** I hereby declare that the contents of this consignment are fully and accurately described above by the proper shipping name, and are classified, packaged, marked and labeled/placarded, and are in all respects in proper condition for transport according to applicable international and national governmental regulations. If export shipment and I am the Primary Exporter, I certify that the contents of this consignment conform to the terms of the attached EPA Acknowledgment of Consent.
I certify that the waste minimization statement identified in 40 CFR 262.27(a) (if I am a large quantity generator) or (b) (if I am a small quantity generator) is true.

Generator's/Offeror's Printed/Typed Name: [illegible] Signature: [signature] Month: 12 Day: 2 Year: 13

INT'L

16. International Shipments ☐ Import to U.S. ☐ Export from U.S. Port of entry/exit:
Transporter signature (for exports only): Date leaving U.S.:

TRANSPORTER

17. Transporter Acknowledgment of Receipt of Materials

Transporter 1 Printed/Typed Name: Kevin Mel Signature: [signature] Month: 12 Day: 2 Year: 13

Transporter 2 Printed/Typed Name: Signature: Month: Day: Year:

DESIGNATED FACILITY

18. Discrepancy

18a. Discrepancy Indication Space ☐ Quantity ☐ Type ☐ Residue ☐ Partial Rejection ☐ Full Rejection

Manifest Reference Number:

18b. Alternate Facility (or Generator) U.S. EPA ID Number:
Facility's Phone:

18c. Signature of Alternate Facility (or Generator) Month: Day: Year:

19. Hazardous Waste Report Management Method Codes (i.e., codes for hazardous waste treatment, disposal, and recycling systems)

1.	2.	3.	4.

20. Designated Facility Owner or Operator: Certification of receipt of hazardous materials covered by the manifest except as noted in Item 18a

Printed/Typed Name: Signature: Month: Day: Year:

EPA Form 8700-22 (Rev. 3-05) Previous editions are obsolete.

GENERATOR'S INITIAL COPY

Paid
Check # 6064

SPECIALTY SHORT TERM DISCHARGE PERMIT

County of Monroe Pure Waters District No. 8575 ST- Permit No: ST-199

Expires: December 31, 2011

Fee: $125.00

Firm Name LaBella Associates, P.C.
Address 300 State Street, Rochester, NY 14614

Type of Business or Service Engineering Consulting

I. The above-named applicant is permitted to discharge wastes into the Pure Waters Sewer system or Tributary thereto as applied for by an application dated _____ and verified by the applicant except the Director of Pure Waters requires the following terms and conditions to govern the permitted discharge:

A. _____
B. _____
C. _____

II. The applicant further agrees to:

1. Accept and abide by all provisions of the Sewer Use Law of Monroe County and of all pertinent rules or regulations now in force or shall be adopted in the future.
2. Notify the Director of Pure Waters in writing of any revision to the plant sewer system or any change in industrial wastes discharge to the public sewers as listed in the application. The latter encompasses either (1) an increase or decrease in average daily volume or strength of wastes listed in the application or (2) new wastes that were not listed in the application.
3. Furnish the Director of Pure Waters upon request any additional information related to the installation or use of sewer or drain for which this permit is sought.
4. Operate and maintain any waste pretreatment facilities, as may be required as a condition of the acceptance into the public sewer of the industrial wastes involved, in an efficient manner at all times, and at no expense to the County.
5. Cooperate with the Director of Pure Waters or his representatives in their inspecting, sampling, and study of wastes, or the facilities provided for pretreatment.
6. Notify the Director of Pure Waters immediately of any accident, negligence, breakdown of pretreatment equipment, or other occurrence that occasions discharge to the public sewers of any wastes or process waters not covered by this permit.

Applicant's Name (please print) Jason Jaskowiak

Applicant's Signature _____ Date 12/1/11

Applicant's Title Environmental Engineer Phone 585-295-6289

Emergency Contact Dan Noll Phone 585-295-6611

Renewal Approved by: _____ Issued this 1st day of December 20 11.

Michael J. Garland, P.E.
Director of Environmental Services-Pure Waters
Monroe County

COUNTY OF MONROE
SEWER USE PERMIT ENCLOSURE

LaBella Associates, P.C.
300 State St., Suite 201
Rochester, NY 14614

PERMIT NUMBER: ST-199
DISTRICT NUMBER: 8575

SITE LOCATION: Former Bausch & Lomb Ind. Site
690 St. Paul Street
Rochester, NY

TYPE OF BUSINESS: Excavation of solvent contaminated soil & bedrock
SAMPLE POINT: Frac Tank

REQUIRED MONITORING

SELF MONITORING FREQUENCY: 1. Each and Every Batch Discharge

SAMPLING PROTOCOL: Sampling and analysis shall be performed in accordance with the techniques prescribed in 40 CFR Part 136 and amendments thereto. In the absence of 40 CFR Part 136 testing methodology, a New York State Department of Health, approved method is acceptable. A grab sample shall be analyzed for the following:

Volatile Organic Compounds
Semi-Volatile Organic Compounds
Polychlorinated Biphenyls

Discharge Limitations: The summation of Volatile Organic Compounds, Semi-Volatile Organic Compounds and Polychlorinated Biphenyls reported greater than 10 µg/l shall not exceed: 2.13mg/l.

SPECIAL CONDITIONS:

1. **All sample results must be reviewed and approved by Monroe County prior to discharge to the sanitary sewer system.**
2. **Discharge location must be approved by Monroe County prior to discharging.**
3. **Discharge rate is not to exceed 10 gpm.**

SPECIALTY SHORT TERM DISCHARGE PERMIT

County of Monroe Pure Waters District No. 8575 ST- Permit No: ST-244

Expires: 8/31/13

Fee: $125.00

Firm Name LA BELLA ASSOCIATES, P.C.

Address 300 STATE STREET, ROCHESTER, NEW YORK 14614

Type of Business or Service ENGINEERING CONSULTING

I. The above-named applicant is permitted to discharge wastes into the Pure Waters Sewer system or Tributary thereto as applied for by an application dated _____ and verified by the applicant except the Director of Pure Waters requires the following terms and conditions to govern the permitted discharge:

A. _____

B. _____

C. _____

II. The applicant further agrees to:

1. Accept and abide by all provisions of the Sewer Use Law of Monroe County and of all pertinent rules or regulations now in force or shall be adopted in the future.
2. Notify the Director of Pure Waters in writing of any revision to the plant sewer system or any change in industrial wastes discharge to the public sewers as listed in the application. The latter encompasses either (1) an increase or decrease in average daily volume or strength of wastes listed in the application or (2) new wastes that were not listed in the application.
3. Furnish the Director of Pure Waters upon request any additional information related to the installation or use of sewer or drain for which this permit is sought.
4. Operate and maintain any waste pretreatment facilities, as may be required as a condition of the acceptance into the public sewer of the industrial wastes involved, in an efficient manner at all times, and at no expense to the County.
5. Cooperate with the Director of Pure Waters or his representatives in their inspecting, sampling, and study of wastes, or the facilities provided for pretreatment.
6. Notify the Director of Pure Waters immediately of any accident, negligence, breakdown of pretreatment equipment, or other occurrence that occasions discharge to the public sewers of any wastes or process waters not covered by this permit.

Applicant's Name (please print) JENNIFER GILLEN

Applicant's Signature J. G. Date 7/24/2013

Applicant's Title ENVIRONMENTAL GEOLOGIST Phone 585-295-6648

Emergency Contact DAN NOLL Phone 585-295-6611

Renewal Approved by: Michael J. Garland Issued this 20th day of August 2013.

Michael J. Garland. P.E.
Director of Environmental Services-Pure Waters
Monroe County

COUNTY OF MONROE
SEWER USE PERMIT ENCLOSURE

LaBella Associates, P.C.
300 State St., Suite 201
Rochester, NY 14614

PERMIT NUMBER: ST-244
DISTRICT NUMBER: 8575

SITE LOCATION: Former Bausch & Lomb Ind. Site
690 St. Paul Street
Rochester, NY

TYPE OF BUSINESS: Excavation of solvent contaminated soil & bedrock
SAMPLE POINT: Frac Tank

REQUIRED MONITORING

SELF MONITORING FREQUENCY: 1. Each and Every Batch Discharge

SAMPLING PROTOCOL: Sampling and analysis shall be performed in accordance with the techniques prescribed in 40 CFR Part 136 and amendments thereto. In the absence of 40 CFR Part 136 testing methodology, a New York State Department of Health, approved method is acceptable. A grab sample shall be analyzed for the following:

Volatile Organic Compounds
Semi-Volatile Organic Compounds
Total Polychlorinated Biphenyls (PCBs)

DISCHARGE LIMITATIONS: The summation of Volatile Organic Compounds and Semi-Volatile Organic Compounds reported greater than 10 µg/L shall not exceed: 2.13mg/L.
Total Polychlorinated Biphenyls (PCBs) cannot exceed 0.3 µg/L.

SPECIAL CONDITIONS:

1. **All sample results must be reviewed and approved by Monroe County prior to discharge to the sanitary sewer system.**
2. **Discharge location must be approved by Monroe County prior to discharging.**
3. **Discharge rate is not to exceed 10 gpm.**

October 28, 2013 Drum Disposal

Please print or type. (Form designed for use on elite (12-pitch) typewriter.)

Form Approved. OMB No. 2050-0039

UNIFORM HAZARDOUS WASTE MANIFEST

1. Generator ID Number: NYR000080754
2. Page 1 of: 1
3. Emergency Response Phone: 800 807-7455
4. Manifest Tracking Number: 008595166 JJK

5. Generator's Name and Mailing Address
GENESEE VALLEY REAL ESTATE
160 DESPATCH DR.
E. ROCHESTER NY 14445
Attn: JOHN BAKER
Generator's Phone: 585 218 0101

Generator's Site Address (if different than mailing address)
GENESEE VALLEY REAL ESTATE/MID CITY MGMT
690 ST. PAUL ST.
ROCHESTER NY 14605

6. Transporter 1 Company Name
NEW YORK ENVIRONMENTAL TECHNOLOGIES, INC.
U.S. EPA ID Number: NYD986983229

7. Transporter 2 Company Name
U.S. EPA ID Number:

8. Designated Facility Name and Site Address
CYCLE CHEM, INC.
550 INDUSTRIAL DR.
LEWISBERRY PA 17339
Facility's Phone: 717 938-4700
U.S. EPA ID Number: PAD087098822

9a. HM	9b. U.S. DOT Description (including Proper Shipping Name, Hazard Class, ID Number, and Packing Group (if any))	10. Containers No.	10. Containers Type	11. Total Quantity	12. Unit Wt./Vol.	13. Waste Codes
X	1. RQ NA3082, Hazardous waste, liquid, n.o.s. (Silver, Vinyl Chloride), 9, PGIII (RQ: D010, D011, D040, D043)	001	DM	00050	G	D005 D010 D011 D040 D043
X	2. RQ NA3082, Hazardous waste, liquid, n.o.s. (Silver, Vinyl Chloride), 9, PGII (RQ: D010, D011, D040, D043)	002	DM	00100	G	D005 D010 D011 D040 D043
	3. NON RCRA NON DOT SOLIDS, NOS (DRILL CUTTINGS)	008	DM	02000	P	NONE
	4.					

14. Special Handling Instructions and Additional Information
a. NYE200-B-WDV (ERG #171) b. NYE200-C-WDV (ERG #171) Job #R6574 / PO#36430
c. NYE200-A-LD

15. **GENERATOR'S/OFFEROR'S CERTIFICATION:** I hereby declare that the contents of this consignment are fully and accurately described above by the proper shipping name, and are classified, packaged, marked and labeled/placarded, and are in all respects in proper condition for transport according to applicable international and national governmental regulations. If export shipment and I am the Primary Exporter, I certify that the contents of this consignment conform to the terms of the attached EPA Acknowledgment of Consent.
I certify that the waste minimization statement identified in 40 CFR 262.27(a) (if I am a large quantity generator) or (b) (if I am a small quantity generator) is true.

Generator's/Offeror's Printed/Typed Name | Signature | Month | Day | Year

16. International Shipments ☐ Import to U.S. ☐ Export from U.S. Port of entry/exit:
Transporter signature (for exports only): Date leaving U.S.:

17. Transporter Acknowledgment of Receipt of Materials
Transporter 1 Printed/Typed Name | Signature | Month | Day | Year
Transporter 2 Printed/Typed Name | Signature | Month | Day | Year

18. Discrepancy
18a. Discrepancy Indication Space ☐ Quantity ☐ Type ☐ Residue ☐ Partial Rejection ☐ Full Rejection

18b. Alternate Facility (or Generator) Manifest Reference Number: U.S. EPA ID Number
Facility's Phone:
18c. Signature of Alternate Facility (or Generator) | Month | Day | Year

19. Hazardous Waste Report Management Method Codes (i.e., codes for hazardous waste treatment, disposal, and recycling systems)
1. | 2. | 3. | 4.

20. Designated Facility Owner or Operator: Certification of receipt of hazardous materials covered by the manifest except as noted in Item 18a
Printed/Typed Name | Signature | Month | Day | Year

Form 8700-22 (Rev. 3-05) Previous editions are obsolete.

GENERATOR'S INITIAL COPY

CONFIRMATION LETTER

July 18, 2012

John Baker
MID CITY MANAGEMENT
690 SAINT PAUL ST
ROCHESTER, NY 14605

Re: Confirmation Number 5644810

Attention: John Baker

We are pleased to confirm CWM's approval of your waste material as described below. The attached profile for the waste materials was prepared by CWM based upon information provided by you. It is important that no changes be made to the profile without CWM's consent. If the profile meets with your approval, please call 1-716-286-1550 to schedule shipment of your waste materials.

CWM Profile Number:	NY303725 MDC
Approved Mgmt. Facility:	CWM MODEL CITY FACILITY or another CWM or CWM approved facility
Waste Name:	SOIL FROM SOLVENT AREA
Disposal Method:	Subtitle C Landfill
Disposal Price:	- $75.00 per ton (10 ton minimum) - Environmental Fee 3.0% - Disposal Fuel Surcharge applies, currently at 7.38% (varies weekly)
Taxes:	- NYS Sales tax: 8.0% - Town tax @ 6.0% of disposal
Transportation Price:	- Not quoted
Demurrage:	- N/A
Pricing Conditions:	- $200.00 minimum disposal fee per profile, per shipment (drummed wastes). - Surcharge for drums without profile marked on the drum $20/each. - Discrepant drum charge $3/drum per day after 14 days from notification. - Drum resample fee - $25/drum.

July 18, 2012

Re: Confirmation Number 5644810, CWMI Profile Number NY303725 MDC

Profile Expiration Date: 7/17/13

Special Conditions:

- Waste profile sheet numbers must appear on manifests
- No demurrage will be paid by CWM Chemical Services, Inc., for delays at Model City for on-site acceptance procedures when generator/customer arranges their own transportation.
- CWM Chemical Servies, L.L.C. (CWM) has all the necessary permits and licenses and is authorized for the management of the waste that has been characterized and identified by this profile.
- Special Land Disposal Notification and Certification Form must be properly executed and accompany first shipment of this waste. If EPA codes change, a profile modification and new Special Land Disposal Notification and Certification Form will be required.

Applicable state and local taxes are not included in these disposal prices. All wastes are priced as profiled, invoiced as actually received. Invoices shall be paid no later than thirty (30) days from the date of receipt. All terms are governed by the Agreement previously executed between our companies. The prices quoted above are subject to change by CWM upon thirty (30) days' prior written notice to you unless otherwise specifically provided or per the terms of our Agreement. If we have not previously concluded a Service Agreement with your company, one is enclosed for your convenience. Please sign and return it to us as soon as possible. Also, if 'Signature on File' does not appear on the signature line of the Waste Profile Sheet, please sign and return it before scheduling your material.

If you have any questions or would like to make changes to the profile, please contact your representative. Thank you for this opportunity to be of service.

Thom Conde

Chemical Waste Management, Inc

John Baker

MID CITY MANAGEMENT

Date Printed: 07/18/12 Chemical Waste Management, Inc. Profile #

GENERATOR'S WASTE PROFILE SHEET MDC NY303725

(_) Check here if this is a Recertification LOCATION OF ORIGINAL CWM MODEL CITY FACILITY

A/B WASTE GENERATOR AND CUSTOMER INFORMATION

1. Generator Name: GENESEE VALLEY REAL ESTATE Generator USEPA ID: NYR000080754

2. Generator Address: 690 SAINT PAUL ST
ROCHESTER NY 14605

Billing Address: MID CITY MANAGEMENT
(_) Same
690 SAINT PAUL ST
ROCHESTER NY 14605

3. Technical Contact/Phone:

4. Alternate Contact/Phone:

Billing Contact/Phone:

C. WASTE STREAM INFORMATION

1a Process Generating Waste: EXCAVATION
1b Waste Name: SOIL FROM SOLVENT AREA
1c Color : BROWN
1d Strong Odor:(_);describe:
1e Physical State @ 70F: Solid(X) Liquid(_) Both(_) Gas(_) If Single Layer (X) Multilayer (_)
1g Free liq. range: ___ to ___% Gravity: _____ to _____ Viscosity: ___ BTU/lb: _____ to _____
1h pH: Range .0 or Not applicable (X)
1i Liquid Flash Point: < 73F (_) 73-99F (_) 100-139F (_) 140-199F (_) >= 200F (_) N.A. (X) Closed Cup (X) Open Cup (_)

2a Is this a USEPA hazardous waste (40 CFR Part 261)? Yes (X) No (_)
2a Identify ALL USEPA listed and characteristic waste code numbers (D,F,K,P,U): F002
State Waste Codes: Same as USEPA Codes
2b Do underlying hazardous constituents (UHCs) apply (40CFR268.48)?(N)
2d Is the waste predominantly debris subject to the Alternate Debris Standards(40 CFR268.45)? (N)
2e Is the waste predominantly soil subject to the Alternate Soil Treatment Standards(40 CFR268.45)? (N)
2f Does the waste contain asbestos? (_) If yes, is waste Friable(_) Non-Friable(_) or Both(_)
2g Waste contains benzene in concentrations _ _____ ppm. NESHAP?(_)
2h Is waste remediation from a major source of Haz Air Pollutants (Site Remediation NESHAP, 40CFR 63 subpart GGGGG)?(N)
If yes, does the waste contain <500 ppmw VOHAPs at the point of determination?(_)
2i Waste contains PCBs (< >) _ _____ ppm, regulated by 40 CFR 761?(_)
Are PCBs regulated under SIRS Mega Rule (40 CFR 761,61(a)?(_)

2j CHEMICAL COMPOSITION: List ALL constituents (incl. halogenated organics) present in any concentration and forward analysis

Constituents	Range	Unit Description
SOIL	100 to 100	%
TRICHLOROETHENE	0.36 to 0.36	MG/KG
	to	
	to	
	to	
	to	
TOTAL COMPOSITION (MUST EQUAL OR EXCEED 100%):	100.000000	

2k Is the waste: Pyrophoric (_) Water-Reactive (_) Shock Sensitive (_) Oxidizer (_) Carcinogen (_) Infectious (_)
Other
2l Is waste Group 1 wastewater or residual under Hazardous Organic NESHAP?(_)
2m Does the waste contain radioactive material? (N) Regulated by NRC?(_) Is radioactive waste NORM?(_)
2n Is the waste a CERCLA (40 CFR 300, Appendx B) or state mandated cleanup?(N)

3a This is a Nonwastewater.
3e Physical Appearance: SOIL
3f If waste subject to the land ban & meets treatment standards, check here: (Y) & supply analytical results where applicable.
3g Tracking Number: 5644810

D. DOT Information and Shipping Volume

D1 Anticipated Annual Volume: 150 Units: TONS Shipping Frequency: ONE TIME
D2 PACKAGING: Bulk Solid (X) Bulk Liquid (_) Drum (_) Type/Size: ROLLOFF Other

GENERATOR'S CERTIFICATION

I hereby certify that all information submitted in this and all attached documents contains true and accurate descriptions of this waste. Any sample submitted is representative as defined in 40 CFR 261 - Appendix I or by using an equivalent method. All relevant information regarding known or suspected hazards in the possession of the generator has been disclosed. I authorize CWM to obtain a sample from any waste shipment for purposes of recertification.

Signature on original profile NY303725 (Signature) CHADD GENERAL (Name and Title) 7/12/12 (Date)

Date Printed 07/18/12

Profile #
MDC NY303725

Identify ALL Characteristic and Listed USEPA hazardous waste numbers that apply (as defined by 40 CFR 261). For each waste number, identify the subcategory (as applicable, check none, or write in the description from 40 CFR 268.41, 268.42, and 268.43).

REF #	A. US EPA HAZARDOUS WASTE CODE(S)	B. SUBCATEGORY Enter the subcategory description. If not applicable, simply check none		C. APPLICABLE TREATMENT STANDARDS			D. HOW MUST THE WASTE BE MANAGED?
				PERFORMANCE-BASED: Check as applicable		SPECIFIED TECHNOLOGY: If applicable enter the 40 CFR 268.42 table 1 treatment code(s)	
		DESCRIPTION	NONE	268.41(a)	268.43(a)	268.42	
1	F002		X				D
2							
3							
4							
5							
6							
7							
8							
9							
10							

Management under the land disposal restrictions:

A. RESTRICTED WASTE REQUIRES TREATMENT

A.1 RESTRICTED WASTE REQUIRES TREATMENT TO ALTERNATE SOIL STANDARDS

B.1 RESTRICTED WASTE TREATED TO 268.40 STANDARDS

B.3 GOOD FAITH ANALYTICAL CERTIFICATION FOR INCINERATED ORGANICS

B.4 DECHARACTERIZED WASTE REQUIRES TREATMENT FOR UHCS

B.5 RESTRICTED WASTES TREATED TO ALTERNATE SOIL STANDARD

B.6 RESTRICTED WASTES TREATED TO ALTERNATE DEBRIS STANDARD

C. RESTRICTED WASTE SUBJECT TO A VARIANCE

D. RESTRICTED WASTE CAN BE LAND DISPOSED WITHOUT FURTHER TREATMENT

E. NOT CURRENTLY SUBJECT TO LAND DISPOSAL RESTRICTIONS

Date Printed 07/18/12

Profile #
MDC NY303725

E. TRANSPORTATION INFORMATION

a. Is this a DOT Hazardous Material? Yes X No _

b. Proper Shipping Name. . . . . .: HAZARDOUS WASTE, SOLID, N.O.S.

and Additional Description if required: (F002)

c. DOT Regulations: North America Hazard Class: 9 Misc.Hazardous Mat'l I.D. NA3077 Packing Group: III
2nd Haz Cls : ____

c. CERCLA Reportable Quantity (RQ) and units (Lb, Kg): 10 Lb

e. Non-Bulk code 213 Bulk code 240

f. Special Provisions B54 IB8 IP2 T1 ___ +++ See DOT Regs for more info

g. Labels Required CLASS 9

F. SPECIAL HANDLING INFORMATION

_ Material Safety Data Sheets Attached

G. OTHER INFORMATION

H. CHEMICAL WASTE MANAGEMENT CERTIFICATION

Chemical Waste Management, Inc. has all the necessary permits and licenses for the waste that has been characterized and identified by this approved profile.

Generator Name: GENESEE VALLEY REAL ESTATE Manifest Doc. No.: _____

Profile Number: NY303725 State Manifest No: _____

1. Is this waste a non-wastewater or wastewater? (See 40 CFR 268.2) Check ONE: Nonwastewater X Wastewater _
2. Identify ALL USEPA hazardous waste codes that apply to this waste shipment, as defined by 40 CFR 261. For each waste code, identify the corresponding subcategory, or check NONE if the waste code has no subcategory. Spent solvent treatment standards are listed on the following page. If F039, multi-source leachate applies, those constituents must be listed and attached by the generator. If D001-D043 requires treatment of the characteristic and meet 268.48 standards, then the underlying hazardous constituent(s) present in the waste must be listed and attached.

REF #	3. US EPA HAZARDOUS WASTE CODE(S)	4. SUBCATEGORY ENTER THE SUBCATEGORY DESCRIPTION. IF NOT APPLICABLE, SIMPLY CHECK NONE		5. HOW MUST THE WASTE BE MANAGED? ENTER LETTER FROM BELOW
		DESCRIPTION	NONE	
1	F002		X	D
2				
3				
4				

To identify F039 or D001-D043, underlying hazardous constituent(s), use the "F039/Underlying Hazardous Constituent Form" provided (CWM-2004) and check here: _
If no UHCs are present in the waste upon its initial generation check here: X
To list additional USEPA waste code(s) and subcategorie(s), use the supplemental sheet provided (CWM-2005-D) and check here: _
Disposal facility monitors for all UHCs check here _
If waste will be managed in a system regulated under the CWA, or a Class 1 injection well under the SDWA check here

HOW MUST THE WASTE BE MANAGED? In column 5 above, enter the letter (A, B1, B3, B4, B5, B6, C, D or E) below that describes how the waste must be managed to comply with the land disposal regulations (40 CFR 268.7). Please understand that if you enter the letter B1, B3, B4, B5, B6, or D you are making the appropriate certification as provided below. (States authorized by EPA to manage the LDR program may have regulatory citations different from the 40 CFR citations listed below. Where these regulatory citations differ, your certification will be deemed to refer to those state citations instead of the 40 CFR citations.

A. RESTRICTED WASTE REQUIRES TREATMENT
This waste must be treated to the applicable treatment standards set forth in 40 CFR 268.40.
__ For Hazardous Debris: "This hazardous debris is subject to the alternative treatment standards of 40 CFR 268.45."

B.1 RESTRICTED WASTE TREATED TO PERFORMANCE STANDARDS
"I certify under penalty of law that I have personally examined and am familiar with the treatment technology and operation of the treatment process used to support this certification. Based on my inquiry of those individuals immediately responsible for obtaining this information, I believe that the treatment process has been operated and maintained properly so as to comply with the treatment standards specified in 40 CFR 268.40 without impermissible dilution of the prohibited waste. I am aware there are significant penalties for submitting a false certification, including the possibility of fine and imprisonment."

B.3 GOOD FAITH ANALYTICAL CERTIFICATION FOR INCINERATED ORGANICS
"I certify under penalty of law that I have personally examined and am familiar with the treatment technology and operation of the treatment process used to support this certification. Based on my inquiry of those individuals immediately responsible for obtaining this information, I believe that the nonwastewater organic constituents have been treated by combustion in units as specified in 268.42 Table 1. I have been unable to detect the nonwastewater organic constituents despite having used best good faith efforts to analyze for such constituents. I am aware that there are significant penalties for submitting a false certification, including the possibility of fine and imprisonment."

B.4 DECHARACTERIZED WASTE REQUIRES TREATMENT FOR UNDERLYING HAZARDOUS CONSTITUENTS
"I certify under penalty of law that the waste has been treated in accordance with the requirements of 40 CFR 268.40 or 268.49, to remove the hazardous characteristic. This decharacterized waste contains underlying hazardous constituents that require further treatment to meet treatment standards. I am aware that there are significant penalties for submitting a false certification, including the possibility of fine and imprisonment."

B.6 RESTRICTED DEBRIS TREATED TO ALTERNATE PERFORMANCE STANDARDS
"I certify under penalty of law that I have personally examined and am familiar with the treatment technology and operation of the treatment process used to support this certification and believe that it has been maintained and operated properly so as to comply with treatment standards specified in 40 CFR 268.45 without impermissible dilution of the prohibited wastes. I am aware that there are significant penalties for submitting a false certification, including the possibility of fine and imprisonment."

C. RESTRICTED WASTE SUBJECT TO A VARIANCE
This waste is subject to a national capacity variance, a treatability variance, or a case-by-case extension. Enter the effective date of prohibition in column 5 above.
__ For Hazardous Debris: "This hazardous debris is subject to the alternative treatment standards of 40 CFR Part 268.45."

D. RESTRICTED WASTE CAN BE LAND DISPOSED WITHOUT FURTHER TREATMENT
"I certify under penalty of law I have personally examined and am familiar with the waste through analysis and testing or through knowledge of the waste to support this certification that the waste complies with the treatment standards specified in 40 CFR Part 268 Subpart D. I believe that the information I submitted is true, accurate and complete. I am aware that there are significant penalties for submitting a false certification, including the possibility of fine and imprisonment."

E. WASTE IS NOT CURRENTLY SUBJECT TO PART 268 RESTRICTIONS
This waste is a newly identified waste that is not currently subject to any 40 CFR Part 268 restrictions.

I hereby certify that all information submitted in this and all associated documents is complete and accurate, to the best of my knowledge and information.

Signature _____ Title _____ Date _____

SOLVENT

If the waste identified on the first page of this form is described by any of the following USEPA hazardous waste codes: F001, F002, F003, F004, F005, and all solvent constituents will not be monitored by the treater, then each constituent MUST be identified below by checking the appropriate box, and this page must accompany the shipment, along with the previous page of this form. If the waste code F039 describes this waste, then the corresponding list of constituents must be attached. If D001-D043 require treatment to 268.48 standards, then the underlying hazardous constituent(s) must also be attached.

SOLVENT WASTE TREATMENT STANDARDS [2]

F001 through F005 spent solvent constituents and their associated USEPA hazardous waste code(s).	Treatment Standard [1]		F001 through F005 spent solvent constituents and their associated USEPA hazardous waste code(s).	Treatment Standard [1]	
	Wastewaters	Nonwastewaters		Wastewaters	Nonwastewaters

1 All spent solvent treatment standards are measured through a total waste analysis (TCA), unless otherwise noted. Wastewater units are mg/l, nonwastewater are mg/kg.

2 For contaminated soils using the alternative soil treatment standards, the treatment standards for F001-F005 spent solvents must be a 90% reduction of constituents or less than 10 x the standards listed.

SUBCATEGORY REFERENCE

D001:

A. Ignitable characteristic wastes, except for the 40 CFR 261.21(a)(1) High TOC subcategory.
B. High TOC Ignitable characteristic liquids subcategory based on 40 CFR 261.21(a)(1) - Greater than or equal to 10% total organic carbon.

SPECIALTY SHORT TERM DISCHARGE PERMIT

County of Monroe Pure Waters District No. 8575 ST- Permit No: ST-214

Expires: 8/31/2012

Fee: $125.00

Firm Name LABELLA ASSOCIATES, P.C.
Address 300 STATE STREET
ROCHESTER, NY 14614

Type of Business or Service ENGINEERING CONSULTING

I. The above-named applicant is permitted to discharge wastes into the Pure Waters Sewer system or Tributary thereto as applied for by an application dated _____ and verified by the applicant except the Director of Pure Waters requires the following terms and conditions to govern the permitted discharge:

A. _____
B. _____
C. _____

II. The applicant further agrees to:

1. Accept and abide by all provisions of the Sewer Use Law of Monroe County and of all pertinent rules or regulations now in force or shall be adopted in the future.
2. Notify the Director of Pure Waters in writing of any revision to the plant sewer system or any change in industrial wastes discharge to the public sewers as listed in the application. The latter encompasses either (1) an increase or decrease in average daily volume or strength of wastes listed in the application or (2) new wastes that were not listed in the application.
3. Furnish the Director of Pure Waters upon request any additional information related to the installation or use of sewer or drain for which this permit is sought.
4. Operate and maintain any waste pretreatment facilities, as may be required as a condition of the acceptance into the public sewer of the industrial wastes involved, in an efficient manner at all times, and at no expense to the County.
5. Cooperate with the Director of Pure Waters or his representatives in their inspecting, sampling, and study of wastes, or the facilities provided for pretreatment.
6. Notify the Director of Pure Waters immediately of any accident, negligence, breakdown of pretreatment equipment, or other occurrence that occasions discharge to the public sewers of any wastes or process waters not covered by this permit.

Applicant's Name (please print) JENNIFER GILLEN

Applicant's Signature J. Gillen Date 8/8/2012

Applicant's Title ENVIRONMENTAL GEOLOGIST Phone 585-295-6648

Emergency Contact DAN NOLL Phone 585-295-6611

Renewal Approved by: Michael J. Garland Issued this 9 day of August 2012.

Michael J. Garland, P.E.
Director of Environmental Services-Pure Waters
Monroe County

COUNTY OF MONROE
SEWER USE PERMIT ENCLOSURE

LaBella Associates, P.C.
300 State St.
Rochester, NY 14614

PERMIT NUMBER: ST-214
DISTRICT NUMBER: 8575

SITE LOCATION: 690 St. Paul St.
Rochester, NY
TYPE OF ACTIVITY: Soil Removal From a Former Industrial Site
SAMPLE POINT: Holding Tank

REQUIRED MONITORING

SELF MONITORING FREQUENCY: **Each and Every Discharge**

SAMPLING PROTOCOL: Sampling and analysis shall be performed in accordance with the techniques prescribed in 40 CFR Part 136 and amendments thereto. In the absence of 40 CFR Part 136 testing methodology, a New York State Department of Health, approved method is acceptable. A grab sample, collected from the above noted sample point, must be analyzed for the following:

Volatile Organic Compounds
Semi-Volatile Organic Compounds
Pb (total)

The summation of all volatile organic compounds and semi-organic volatile compounds reported greater than 10 µg/l shall not exceed 2.13 mg/L. Total lead shall not exceed 1.0 mg/L.

SPECIAL CONDITIONS:

1. **Sample results for each discharge must be reviewed and approved by Monroe County prior to discharge to the sanitary sewer system.**
2. **Discharge location must be approved by Monroe County prior to discharging.**
3. **All future discharges must be approved by Monroe County.**
4. **The discharge rate must not exceed 10 gpm unless an alternative rate is approved by Monroe County.**

CVOC Impacted Soil from AOC #8 Test Pits

Please print or type. (Form designed for use on elite (12-pitch) typewriter.) Form Approved. OMB No. 2050-0039

UNIFORM HAZARDOUS WASTE MANIFEST

1. Generator ID Number: NYR000080754
2. Page 1 of: 1
3. Emergency Response Phone: 585-703-7173
4. Manifest Tracking Number: 001062748 JJK

GENERATOR

5. Generator's Name and Mailing Address: Genesee Valley Real Estate, 690 Saint Paul Street 2-9814, Rochester, NY 14605
Generator's Site Address (if different than mailing address): 690 Saint Paul Street, Rochester, NY 14605
Generator's Phone: Attn: John Baker 585-703-7173

6. Transporter 1 Company Name: Page E.T.C. Inc.
U.S. EPA ID Number: NYD986969947

7. Transporter 2 Company Name:
U.S. EPA ID Number:

8. Designated Facility Name and Site Address: CWM Chemical Services, LLC, 1550 Balmer Road, Model City, NY 14107
U.S. EPA ID Number: NYD049836679
Facility's Phone: 716-754-8231

9a. HM	9b. U.S. DOT Description (including Proper Shipping Name, Hazard Class, ID Number, and Packing Group (if any))	10. Containers No.	10. Containers Type	11. Total Quantity	12. Unit Wt./Vol.	13. Waste Codes		
X	1. NA3077, Hazardous Waste, Solid, N.O.S (Lead,Tetrachloroethene), 9,RQ. PGIII (ERG #171)		DT CM	30	T YD3	F002	L	
	2.							
	3.							
	4.							

14. Special Handling Instructions and Additional Information
9a-1)Profile #: NY303725
OP-TECH Job #:RGVR0004

15. **GENERATOR'S/OFFEROR'S CERTIFICATION:** I hereby declare that the contents of this consignment are fully and accurately described above by the proper shipping name, and are classified, packaged, marked and labeled/placarded, and are in all respects in proper condition for transport according to applicable international and national governmental regulations. If export shipment and I am the Primary Exporter, I certify that the contents of this consignment conform to the terms of the attached EPA Acknowledgment of Consent.
I certify that the waste minimization statement identified in 40 CFR 262.27(a) (if I am a large quantity generator) or (b) (if I am a small quantity generator) is true. (7/23/2012)

Generator's/Offeror's Printed/Typed Name: X
Signature:
Month: 07 Day: 23 Year: 12

INT'L

16. International Shipments ☐ Import to U.S. ☐ Export from U.S. Port of entry/exit:
Transporter signature (for exports only): Date leaving U.S.:

TRANSPORTER

17. Transporter Acknowledgment of Receipt of Materials

Transporter 1 Printed/Typed Name: CHRIS STAMPAH
Signature:
Month: 07 Day: 23 Year: 12

Transporter 2 Printed/Typed Name:
Signature:
Month: Day: Year:

DESIGNATED FACILITY

18. Discrepancy

18a. Discrepancy Indication Space ☐ Quantity ☐ Type ☐ Residue ☐ Partial Rejection ☐ Full Rejection

Manifest Reference Number:

18b. Alternate Facility (or Generator)
U.S. EPA ID Number:
Facility's Phone:

18c. Signature of Alternate Facility (or Generator)
Month: Day: Year:

19. Hazardous Waste Report Management Method Codes (i.e., codes for hazardous waste treatment, disposal, and recycling systems)

1.	2.	3.	4.

20. Designated Facility Owner or Operator: Certification of receipt of hazardous materials covered by the manifest except as noted in Item 18a

Printed/Typed Name:
Signature:
Month: Day: Year:

EPA Form 8700-22 (Rev. 3-05) Previous editions are obsolete.

GENERATOR'S INITIAL COPY

CVOC Impacted Soil from AOC #8 Test Pits

Please print or type. (Form designed for use on elite (12-pitch) typewriter.) Form Approved. OMB No. 2050-0039

UNIFORM HAZARDOUS WASTE MANIFEST

1. Generator ID Number: NYR000080754
2. Page 1 of: 1
3. Emergency Response Phone: 585-703-7173
4. Manifest Tracking Number: 001062749 JJK

GENERATOR

5. Generator's Name and Mailing Address: Genesee Valley Real Estate, 690 Saint Paul Street 2-9814, Rochester, NY 14605
Generator's Site Address (if different than mailing address): 690 Saint Paul Street, Rochester, NY 14605
Generator's Phone: Attn: John Baker 585-703-7173

6. Transporter 1 Company Name: Page E.T.C. Inc.
U.S. EPA ID Number: NYD986969947

7. Transporter 2 Company Name:
U.S. EPA ID Number:

8. Designated Facility Name and Site Address: CWM Chemical Services, LLC, 1550 Balmer Road, Model City, NY 14107
U.S. EPA ID Number: NYD049836679
Facility's Phone: 716-754-8231

9a. HM	9b. U.S. DOT Description (including Proper Shipping Name, Hazard Class, ID Number, and Packing Group (if any))	10. Containers No.	10. Containers Type	11. Total Quantity	12. Unit Wt./Vol.	13. Waste Codes
X	1. NA3077, Hazardous Waste, Solid, N.O.S (Lead, Tetrachloroethene) 9,RQ, PGIII (ERG #171)		DT CM	30	T VA3	F002 L
	2.					
	3.					
	4.					

14. Special Handling Instructions and Additional Information
9a-1) Profile #: NY303725
OP-TECH Job #:RGVR0004

15. **GENERATOR'S/OFFEROR'S CERTIFICATION:** I hereby declare that the contents of this consignment are fully and accurately described above by the proper shipping name, and are classified, packaged, marked and labeled/placarded, and are in all respects in proper condition for transport according to applicable international and national governmental regulations. If export shipment and I am the Primary Exporter, I certify that the contents of this consignment conform to the terms of the attached EPA Acknowledgment of Consent.
I certify that the waste minimization statement identified in 40 CFR 262.27(a) (if I am a large quantity generator) or (b) (if I am a small quantity generator) is true. (7/24/2012)

Generator's/Offeror's Printed/Typed Name: X [illegible] Signature: Month 7 Day 24 Year 12

INT'L

16. International Shipments ☐ Import to U.S. ☐ Export from U.S. Port of entry/exit:
Transporter signature (for exports only): Date leaving U.S.:

TRANSPORTER

17. Transporter Acknowledgment of Receipt of Materials

Transporter 1 Printed/Typed Name: CURTIS SEPAUGH Signature: Month 7 Day 24 Year 12

Transporter 2 Printed/Typed Name: Signature: Month Day Year

DESIGNATED FACILITY

18. Discrepancy

18a. Discrepancy Indication Space ☐ Quantity ☐ Type ☐ Residue ☐ Partial Rejection ☐ Full Rejection

Manifest Reference Number:

18b. Alternate Facility (or Generator) U.S. EPA ID Number

Facility's Phone:

18c. Signature of Alternate Facility (or Generator) Month Day Year

19. Hazardous Waste Report Management Method Codes (i.e., codes for hazardous waste treatment, disposal, and recycling systems)

1. 2. 3. 4.

20. Designated Facility Owner or Operator: Certification of receipt of hazardous materials covered by the manifest except as noted in Item 18a

Printed/Typed Name: Signature: Month Day Year

EPA Form 8700-22 (Rev. 3-05) Previous editions are obsolete.

GENERATOR'S INITIAL COPY

APPENDIX 6

Laboratory Analytical Data and Data Usability Summary Reports

Data Usability Summary Report (DUSR)

690 Saint Paul St.
Labella Project #209280

Spectrum Analytical, Inc., North Kingstown, RI
Sample Delivery Group #L2359
December 12, 2012

Prepared by:
Ethan Lee
LaBella Associates, P.C.
300 State St
Rochester, NY 14614

Analytical results for the project samples were reviewed to evaluate the data usability. Data was assessed in accordance with guidance from the following Federal and/or State guidance documents:

- USEPA National Functional Guidelines for Organic Data Review (EPA 540/R-99/008) and/or USEPA National Functional Guidelines for Low Concentration Organic Data Review (EPA 540-R-04-004).
- USEPA National Functional Guidelines for Inorganic Data Review (EPA 540/R-04-004).

And method protocol criteria were applicable as prescribed by "Test Methods for Evaluating Solid Waste", SW846, Update III, 1996.

This DUSR pertains to the following samples:

Sample ID	Lab ID	Matrix	Sample Date	Analysis Performed		
				VOC[1]	SVOC[2]	Metals[3]/ Mercury[4]
BW-07	L2359-01	AQ	11/5/12	X	X	X
BW-08	L2359-02	AQ	11/5/12	X	X	X
MW-08	L2359-03	AQ	11/5/12	X		
BW-01	L2359-04	AQ	11/6/12	X	X	X
FIELD BLANK	L2359-05	AQ	11/5/12	X	X	X
TRIP BLANK	L2359-06	AQ	11/6/12	X		

(1) VOC analyses were performed using USEPA Method SW846 8260B.
(2) SVOC analyses were performed using USEPA Method SW846 8270C.
(3) TAL Metals analyses were performed using USEPA Method SW846 6010B.
(4) Aqueous Mercury analyses were performed using USEPA Method SW846 7470A.

The following items/criteria applicable to the analysis of project samples and associated QA/QC procedures were reviewed:

- Sample Data Reporting Format
- Preservation and Holding Time Compliance
- GC/MS Instrument Performance Check
- Initial Calibration Verification (ICV)
- Continuing Calibration Verification (CCV)
- Blank Sample Analysis
- System Monitoring/Surrogate Compound Recoveries
- Laboratory Control Sample (LCS) Recoveries
- Matrix Spike/Matrix Spike Duplicate (MS/MSD) Recoveries
- Internal Standards
- Target Compound Identification
- Compound Quantitation
- Data Qualifiers
- Summary

Volatile Organic Compounds (VOCs)

Sample Data Reporting Format

The sample data are presented using USEPA Contract Laboratory Protocol (CLP) format. The data package has been reviewed for completeness and found to contain each required sample result and associated QA/QC report form. The reporting format is complete and compliant with the objectives of the project. No qualification of the data is recommended.

Preservation and Holding Time Compliance

Maximum allowable holding times for each parameter were measured from the time of sample collection to the time of sample preparation or analysis for each project sample. All project samples were found to be properly preserved or analyzed within the USEPA recommended maximum holding time, without exception. No qualification of the data is recommended.

Gas Chromatography/Mass Spectrometry (GC/MS) Instrument Performance Check

GC/MS instrument performance checks for the instruments used in the analysis of project samples fell within method specific criteria without exception. No qualification of the data is recommended.

Initial Calibration Verification (ICV)

Initial calibration checks for the instruments used in the analysis of project samples fell within the method specific criteria with the following exceptions.

Instrument	Date/ Time	Target Analyte(s)	%RSD	RRF	Corrective Action	Affected Sample(s)
V10	11/12/12 09:25	Bromoform	21.6	0.24	Action #1	BW-08 MW-08
V10	11/13/12 15:48	Bromoform Naphthalene	23.9 25.3	0.23 2.3	Action #1 Action #1	BW-07DL

Action #1: Positive results are qualified "J", estimated and nondetected analytes as "UJ", estimated detection limit.

Continuing Calibration Verification (CCV)

Continuing calibration checks for the instruments used in the analysis of project samples fell within the method specific criteria, with the following exceptions:

Instrument	Date/ Time	Target Analyte(s)	%D	RRF	Corrective Action	Affected Sample(s)
V10	11/12/12 19:58	Tetrachloroethene	-25.3	0.26	Action #1	BW-08 MW-08

Action #1: Positive results are qualified "J", estimated and nondetected analytes as "UJ", estimated detection limit.

Blank Sample Analysis

In accordance with cited USEPA guidelines, positive sample results should be reported unless the concentration of the compound in the project sample is less than or equal to 10 times (10X) the amount in any blank for the common laboratory contaminants (methylene chloride, acetone, 2-butanone, cyclohexane), or 5 times (5X) the amount for other target compounds.

Target compounds were not identified in associated blank samples at a concentration above the MDL for organic parameter analyses, with the following exceptions:

Blank	**Target Analyte(s)**	**Conc.**	**Flag sample results with a "U" if ≤ this value**	**Affected Sample(s)**
MB-69227	Acetone	45 ug/L	450 ug/L	BW-08 MW-08
FIELD BLANK	Acetone Methylene Chloride	3.7 ug/L 41 ug/L	37 ug/L 410 ug/L	BW-07 BW-01 BW-08 MW-08
TRIP BLANK	Methylene Chloride	1.2 ug/L	12 ug/L	All Samples

System Monitoring/Surrogate Compound Recoveries

System monitoring/surrogate compound recoveries were within the laboratory specific criteria for the analysis of the project samples without exception. No qualification of the data is recommended.

Laboratory Control Sample (LCS) and Matrix Spike/Matrix Spike Duplicate (MS/MSD) Recoveries

LCS recoveries were within the method specific criteria, with the following exceptions:

LCS ID	Compound	QC Criteria	LCS %R	Corrective Action	Affected Samples
LCS-69227	Acetone	40-140	169	Action #1	BW-08 MW-08
LCSD-69227	Acetone	40-140	159	Action #1	BW-08 MW-08

Action #1: Positive results are qualified "J", estimated and nondetected results should not be qualified.

MS/MSD recovery data alone cannot be used to evaluate precision or accuracy of individual samples. Although the associated MS and MSD samples had VOC compounds with percent recoveries outside of the method specific criteria, due to the LCS recoveries being within the criteria, no qualification of the data is recommended.

Internal Standards (IS)

The calculated response of each IS compound fell within the QA/QC criteria without exception. No qualification of the data is recommended.

Compound Quantitation

Compound quantitation is performed to ensure that reported quantitation results are accurate. No qualification of the data is recommended.

Data Qualifiers

Data qualifiers were assigned by the laboratory to the reported results to identify target analytes detected below the reporting limit (RL) but above the method detection limit (MDL), and/or when target analytes were detected in the associated method/preparation blank sample. Based on a spot check of the data qualifiers used, these flags appeared to be applied to the reported results in accordance with USEPA guidance. The "J" qualifier, which indicates an estimated value because the result was between the RL and MDL, was carried forward.

Compounds detected at levels above the calibration range of the instrument were qualified "E" by the laboratory. The samples were then re-analyzed at a dilution to bring the concentration within the calibration range of the instrument. Both results were reported by the laboratory and the data validator used professional judgment to select the best result for reporting purposes.

Semivolatile Organic Compounds (SVOCs)

Sample Data Reporting Format

The sample data are presented using USEPA Contract Laboratory Protocol (CLP) format. The data package has been reviewed for completeness and found to contain each required sample result and associated QA/QC report form. The reporting format is complete and compliant with the objectives of the project. No qualification of the data is recommended.

Preservation and Holding Time Compliance

Maximum allowable holding times for each parameter were measured from the time of sample collection to the time of sample preparation or analysis for each project sample. All project samples were found to be properly preserved or analyzed within the USEPA recommended maximum holding time, without exception. No qualification of the data is recommended.

Gas Chromatography/Mass Spectrometry (GC/MS) Instrument Performance Check

GC/MS instrument performance checks for the instruments used in the analysis of project samples fell within method specific criteria without exception. No qualification of the data is recommended.

Initial Calibration Verification (ICV)

Initial calibration checks for the instruments used in the analysis of project samples fell within the method specific criteria with the following exceptions.

Inst.	Date/ Time	Target Analyte(s)	%RSD	RRF	Corrective Action	Affected Sample(s)
S3	11/6/12 15:11	2,4-Dimethylphenol 4-Chlorophenyl-phenylether Fluorene	29.0 20.9 21.4	0.34 0.91 1.6	Action #1 Action #1 Action #1	BW-07 BW-08 BW-01 FIELD BLANK

Action #1: Positive results are qualified "J", estimated and nondetected analytes as "UJ", estimated detection limit.

Continuing Calibration Verification (CCV)

Continuing calibration checks for the instruments used in the analysis of project samples fell within the method specific criteria, with the following exceptions:

Inst.	Date/ Time	Target Analyte(s)	%D	RRF	Corrective Action	Affected Sample(s)
S3	11/14/12 10:01	Benzo(g,h,i)perylene	25.1	1.02	Action #1	BW-07
S3	11/15/12 11:43	Indeno(1,2,3-cd)pyrene	34.4	1.06	Action #1	BW-08
		Dibenzo(a,h)anthracene	31.0	1.04	Action #1	BW-01
		Benzo(g,h,i)perylene	33.4	1.08	Action #1	FIELD BLANK

Action #1: Positive results are qualified "J", estimated and nondetected analytes as "UJ", estimated detection limit.

Blank Sample Analysis

In accordance with cited USEPA guidelines, positive sample results should be reported unless the concentration of the compound in the project sample is less than or equal to 5 times (5X) the amount in any blank.

Target compounds were not identified in associated blank samples at a concentration above the MDL for organic parameter analyses, with the following exceptions:

Blank	**Target Analyte(s)**	**Conc.**	**Flag sample results with a "U" if ≤ this value**	**Affected Sample(s)**
FIELD BLANK	Di-n-butylphthalate	9.0 ug/L	45 ug/L	All Samples

System Monitoring/Surrogate Compound Recoveries

System monitoring/surrogate compound recoveries were within the laboratory specific criteria for the analysis of the project samples, with the following exceptions:

Surrogate		**Criteria (%)**
Nitrobenzene-d5	S01	40-110
2-Fluorobiphenyl	S02	50-110
Terphenyl-d14	S03	50-135
Phenol-d5	S04	10-115
2-Fluorophenol	S05	20-110
2,4,6-Tribromophenol	S06	40-125

Project Sample ID	S01	S02	S03	S04	S05	S06	Positive Results	Non Detect (ND)
	%R	%R	%R	%R	%R	%R		
BW-01	77	89	43	20	32	89	J	UJ

If the surrogate percent recovery is greater than the upper acceptance limit, associated target analyte positive results are qualified "J", estimated and nondetected analytes should not be qualified. If the surrogate percent recovery is less than the lower acceptance limit, associated target analyte positive results are qualified "J", estimated and nondetected analytes are qualified "UJ", estimated detection limit. All SVOC target analytes in the identified project samples should be qualified as noted above.

Laboratory Control Sample (LCS) and Matrix Spike/Matrix Spike Duplicate (MS/MSD) Recoveries

LCS and MS/MSD recoveries were within the method specific criteria without exception. No qualification of the data is recommended.

Internal Standards (IS)

The calculated response of each IS compound fell within the QA/QC criteria without exception. No qualification of the data is recommended.

Compound Quantitation

Compound quantitation is performed to ensure that reported quantitation results are accurate. No qualification of the data is recommended.

Data Qualifiers

Data qualifiers were assigned by the laboratory to the reported results to identify target analytes detected below the reporting limit (RL) but above the method detection limit (MDL), and/or when target analytes were detected in the associated method/preparation blank sample. Based on a spot check of the data qualifiers used, these flags appeared to be applied to the reported results in accordance with USEPA guidance. The "J" qualifier, which indicates an estimated value because the result was between the RL and MDL, was carried forward.

Metals

Preservation and Holding Time Compliance

Maximum allowable holding times for each parameter were measured from the time of sample collection to the time of sample preparation or analysis for each project sample. All project

samples were found to be properly preserved or analyzed within the USEPA recommended maximum holding time without exception. No qualification of the data is recommended.

Initial Calibration Verification (ICV)

Initial calibration checks for the instruments used in the analysis of project samples fell within the method specific criteria without exception. No qualification of the data is recommended.

Continuing Calibration Verification (CCV)

Continuing calibration checks for the instruments used in the analysis of project samples fell within the method specific criteria without exception. No qualification of the data is recommended.

Blank Sample Analysis

In accordance with cited USEPA guidelines, positive sample results should be reported unless the concentration of the compound in the project sample is less than or equal to 5 times (5X) the amount in the associated blank sample.

Target compounds were not identified in associated blank samples at a concentration above the MDL for metals analyses, with the following exceptions:

Blank	**Target Analyte(s)**	**Conc.**	**Flag sample results with a "U" if ≤ this value**	**Affected Sample(s)**
MB-69280	Potassium Sodium	107 ug/L 34.5 ug/L	535 ug/L 173 ug/L	All Samples
FIELD BLANK	Sodium	738 ug/L	3690 ug/L	BW-01 BW-07 BW-08

Note: Preparation Blank associated samples include all samples analyzed within the sample analytical batch.

Interference Check Sample Analysis

The interference check sample solution percent recoveries (%Rs) fell within the method required control limits without exception. No qualification of the data is recommended.

Laboratory Control Sample (LCS) Analysis

The LCS %Rs fell within the method required control limits without exception. No qualification of the data is recommended.

Matrix Spike/Matrix Spike Duplicate (MS/MSD) Analysis

The MS/MSD %Rs fell within the method required control limits (75-125%) without exception. No qualification of the data is recommended.

Laboratory Duplicate Analysis

The laboratory duplicate percent differences (%Ds) fell within the method required control limits without exception. No qualification of the data is recommended.

ICP Serial Dilution Analysis

The ICP Serial Dilution %Ds fell within the method required control limits without exception. No qualification of the data is recommended.

Compound Quantitation

Compound quantitation is performed to ensure that reported quantitation results are accurate. Compounds were quantitated correctly without exception.

Data Qualifiers

Data qualifiers were assigned by the laboratory to the reported results to identify target analytes detected below the reporting limit (RL) but above the method detection limit (MDL), and/or when target analytes were detected in the associated method/preparation blank sample. Based on a spot check of the data qualifiers used, these flags appeared to be applied to the reported results in accordance with USEPA guidance. The "B" qualifier, which indicates an estimated value because the result was between the RL and MDL, was changed to a "J" qualifier by the data reviewer.

Summary

The results presented in each report were found to be compliant with the data quality objectives for the project and usable. Based on our review, the usability of the data is 100%, with the few exceptions noted above.

1A - FORM I VOA-1

VOLATILE ORGANICS ANALYSIS DATA SHEET

EPA SAMPLE NO.

BW-07

Lab Name: SPECTRUM ANALYTICAL, INC. Contract:

Lab Code: MITKEM Case No.: L2359 Mod. Ref No.: SDG No.: SL2359

Matrix: (SOIL/SED/WATER) WATER Lab Sample ID: L2359-01A

Sample wt/vol: 5.00 (g/mL) ML Lab File ID: V8B5299.D

Level: (TRACE/LOW/MED) LOW Date Received: 11/07/2012

% Moisture: not dec. Date Analyzed: 11/10/2012

GC Column: DB-624 ID: 0.25 (mm) Dilution Factor: 1.0

Soil Extract Volume: (uL) Soil Aliquot Volume: (uL)

Purge Volume: 5.0 (mL)

CAS NO.	COMPOUND	CONCENTRATION UNITS: (ug/L or ug/Kg) UG/L	Q
74-87-3	Chloromethane	5.0	U
75-01-4	Vinyl chloride	160	
74-83-9	Bromomethane	5.0	U
75-00-3	Chloroethane	5.0	U
75-69-4	Trichlorofluoromethane	5.0	U
75-35-4	1,1-Dichloroethene	19	
67-64-1	Acetone	5.0	U
75-15-0	Carbon disulfide	1.2	J
75-09-2	Methylene chloride	5.0	U
156-60-5	trans-1,2-Dichloroethene	26	
1634-04-4	Methyl tert-butyl ether	5.0	U
75-34-3	1,1-Dichloroethane	4.5	J
108-05-4	Vinyl acetate	5.0	U
78-93-3	2-Butanone	5.0	U
156-59-2	cis-1,2-Dichloroethene	1400	E
67-66-3	Chloroform	5.0	U
71-55-6	1,1,1-Trichloroethane	5.0	U
56-23-5	Carbon tetrachloride	5.0	U
107-06-2	1,2-Dichloroethane	5.0	U
71-43-2	Benzene	1.6	J
79-01-6	Trichloroethene	1700	E
78-87-5	1,2-Dichloropropane	5.0	U
75-27-4	Bromodichloromethane	5.0	U
10061-01-5	cis-1,3-Dichloropropene	5.0	U
108-10-1	4-Methyl-2-pentanone	5.0	U
108-88-3	Toluene	5.0	U
10061-02-6	trans-1,3-Dichloropropene	5.0	U
79-00-5	1,1,2-Trichloroethane	5.0	U
127-18-4	Tetrachloroethene	5.0	U
591-78-6	2-Hexanone	5.0	U
124-48-1	Dibromochloromethane	5.0	U
108-90-7	Chlorobenzene	5.0	U
100-41-4	Ethylbenzene	5.0	U
179601-23-1	m,p-Xylene	5.0	U
95-47-6	o-Xylene	5.0	U

EL 12/12/12

1B - FORM I VOA-2

VOLATILE ORGANICS ANALYSIS DATA SHEET

EPA SAMPLE NO.

BW-07

Lab Name: SPECTRUM ANALYTICAL, INC. Contract:

Lab Code: MITKEM Case No.: L2359 Mod. Ref No.: SDG No.: SL2359

Matrix: (SOIL/SED/WATER) WATER Lab Sample ID: L2359-01A

Sample wt/vol: 5.00 (g/mL) ML Lab File ID: V8B5299.D

Level: (TRACE/LOW/MED) LOW Date Received: 11/07/2012

% Moisture: not dec. Date Analyzed: 11/10/2012

GC Column: DB-624 ID: 0.25 (mm) Dilution Factor: 1.0

Soil Extract Volume: (uL) Soil Aliquot Volume: (uL)

Purge Volume: 5.0 (mL)

CAS NO.	COMPOUND	CONCENTRATION UNITS: (ug/L or ug/Kg) UG/L	Q
1330-20-7	Xylene (Total)	5.0	U
100-42-5	Styrene	5.0	U
75-25-2	Bromoform	5.0	U
98-82-8	Isopropylbenzene	5.0	U
79-34-5	1,1,2,2-Tetrachloroethane	5.0	U
103-65-1	n-Propylbenzene	5.0	U
108-67-8	1,3,5-Trimethylbenzene	5.0	U
98-06-6	tert-Butylbenzene	5.0	U
95-63-6	1,2,4-Trimethylbenzene	5.0	U
135-98-8	sec-Butylbenzene	5.0	U
99-87-6	4-Isopropyltoluene	5.0	U
541-73-1	1,3-Dichlorobenzene	5.0	U
106-46-7	1,4-Dichlorobenzene	5.0	U
104-51-8	n-Butylbenzene	5.0	U
95-50-1	1,2-Dichlorobenzene	5.0	U
91-20-3	Naphthalene	5.0	U
110-75-8	2-Chloroethyl vinyl ether	5.0	U

EL
12/12/12

1J - FORM I VOA-TIC

VOLATILE ORGANICS ANALYSIS DATA SHEET

TENTATIVELY IDENTIFIED COMPOUNDS

EPA SAMPLE NO.

BW-07

Lab Name: SPECTRUM ANALYTICAL, INC. Contract:

Lab Code: MITKEM Case No.: L2359 Mod. Ref No.: SDG No.: SL2359

Matrix: (SOIL/SED/WATER) WATER Lab Sample ID: L2359-01A

Sample wt/vol: 5.00 (g/mL) ML Lab File ID: V8B5299.D

Level: (TRACE or LOW/MED) LOW Date Received: 11/07/2012

% Moisture: not dec. Date Analyzed: 11/10/2012

GC Column: DB-624 ID: 0.25 (mm) Dilution Factor: 1.0

Soil Extract Volume: (uL) Soil Aliquot Volume: (uL)

CONCENTRATION UNITS: (ug/L or ug/Kg) UG/L Purge Volume: 5.0 (mL)

	CAS NUMBER	COMPOUND NAME	RT	EST. CONC.	Q
01		Unknown	1.747	11	J

[1]EPA-designated Registry Number.

EL 12/12/12

1A - FORM I VOA-1

VOLATILE ORGANICS ANALYSIS DATA SHEET

EPA SAMPLE NO.

BW-07DL

Lab Name: SPECTRUM ANALYTICAL, INC. Contract:

Lab Code: MITKEM Case No.: L2359 Mod. Ref No.: SDG No.: SL2359

Matrix: (SOIL/SED/WATER) WATER Lab Sample ID: L2359-01ADL

Sample wt/vol: 5.00 (g/mL) ML Lab File ID: V8B5389.D

Level: (TRACE/LOW/MED) LOW Date Received: 11/07/2012

% Moisture: not dec. Date Analyzed: 11/13/2012

GC Column: DB-624 ID: 0.25 (mm) Dilution Factor: 20.0

Soil Extract Volume: (uL) Soil Aliquot Volume: (uL)

Purge Volume: 5.0 (mL)

CAS NO.	COMPOUND	CONCENTRATION UNITS: (ug/L or ug/Kg) UG/L	Q
74-87-3	Chloromethane	100	U
75-01-4	Vinyl chloride	150	D
74-83-9	Bromomethane	100	U
75-00-3	Chloroethane	100	U
75-69-4	Trichlorofluoromethane	100	U
75-35-4	1,1-Dichloroethene	100	U
67-64-1	Acetone	100	U
75-15-0	Carbon disulfide	100	U
75-09-2	Methylene chloride	100	U
156-60-5	trans-1,2-Dichloroethene	100	U
1634-04-4	Methyl tert-butyl ether	100	U
75-34-3	1,1-Dichloroethane	100	U
108-05-4	Vinyl acetate	100	U
78-93-3	2-Butanone	100	U
156-59-2	cis-1,2-Dichloroethene	1600	D
67-66-3	Chloroform	100	U
71-55-6	1,1,1-Trichloroethane	100	U
56-23-5	Carbon tetrachloride	100	U
107-06-2	1,2-Dichloroethane	100	U
71-43-2	Benzene	100	U
79-01-6	Trichloroethene	2100	D
78-87-5	1,2-Dichloropropane	100	U
75-27-4	Bromodichloromethane	100	U
10061-01-5	cis-1,3-Dichloropropene	100	U
108-10-1	4-Methyl-2-pentanone	100	U
108-88-3	Toluene	100	U
10061-02-6	trans-1,3-Dichloropropene	100	U
79-00-5	1,1,2-Trichloroethane	100	U
127-18-4	Tetrachloroethene	100	U
591-78-6	2-Hexanone	100	U
124-48-1	Dibromochloromethane	100	U
108-90-7	Chlorobenzene	100	U
100-41-4	Ethylbenzene	100	U
179601-23-1	m,p-Xylene	100	U
95-47-6	o-Xylene	100	U

EL 12/12/12

1B - FORM I VOA-2

VOLATILE ORGANICS ANALYSIS DATA SHEET

EPA SAMPLE NO.

BW-07DL

Lab Name: SPECTRUM ANALYTICAL, INC. Contract:

Lab Code: MITKEM Case No.: L2359 Mod. Ref No.: SDG No.: SL2359

Matrix: (SOIL/SED/WATER) WATER Lab Sample ID: L2359-01ADL

Sample wt/vol: 5.00 (g/mL) ML Lab File ID: V8B5389.D

Level: (TRACE/LOW/MED) LOW Date Received: 11/07/2012

% Moisture: not dec. Date Analyzed: 11/13/2012

GC Column: DB-624 ID: 0.25 (mm) Dilution Factor: 20.0

Soil Extract Volume: (uL) Soil Aliquot Volume: (uL)

Purge Volume: 5.0 (mL)

CAS NO.	COMPOUND	CONCENTRATION UNITS: (ug/L or ug/Kg) UG/L	Q
1330-20-7	Xylene (Total)	100	U
100-42-5	Styrene	100	U
75-25-2	Bromoform	100	U
98-82-8	Isopropylbenzene	100	U
79-34-5	1,1,2,2-Tetrachloroethane	100	U
103-65-1	n-Propylbenzene	100	U
108-67-8	1,3,5-Trimethylbenzene	100	U
98-06-6	tert-Butylbenzene	100	U
95-63-6	1,2,4-Trimethylbenzene	100	U
135-98-8	sec-Butylbenzene	100	U
99-87-6	4-Isopropyltoluene	100	U
541-73-1	1,3-Dichlorobenzene	100	U
106-46-7	1,4-Dichlorobenzene	100	U
104-51-8	n-Butylbenzene	100	U
95-50-1	1,2-Dichlorobenzene	100	U
91-20-3	Naphthalene	100	U
110-75-8	2-Chloroethyl vinyl ether	100	U

EL 12/12/12

1J - FORM I VOA-TIC

VOLATILE ORGANICS ANALYSIS DATA SHEET

TENTATIVELY IDENTIFIED COMPOUNDS

EPA SAMPLE NO.

BW-07DL

Lab Name: SPECTRUM ANALYTICAL, INC. Contract:

Lab Code: MITKEM Case No.: L2359 Mod. Ref No.: SDG No.: SL2359

Matrix: (SOIL/SED/WATER) WATER Lab Sample ID: L2359-01ADL

Sample wt/vol: 5.00 (g/mL) ML Lab File ID: V8B5389.D

Level: (TRACE or LOW/MED) LOW Date Received: 11/07/2012

% Moisture: not dec. Date Analyzed: 11/13/2012

GC Column: DB-624 ID: 0.25 (mm) Dilution Factor: 20.0

Soil Extract Volume: (uL) Soil Aliquot Volume: (uL)

CONCENTRATION UNITS: (ug/L or ug/Kg) UG/L Purge Volume: 5.0 (mL)

CAS NUMBER	COMPOUND NAME	RT	EST. CONC.	Q

[1]EPA-designated Registry Number.

EC 12/12/12

1A - FORM I VOA-1

VOLATILE ORGANICS ANALYSIS DATA SHEET

EPA SAMPLE NO.

BW-08

Lab Name: SPECTRUM ANALYTICAL, INC. Contract:

Lab Code: MITKEM Case No.: L2359 Mod. Ref No.: SDG No.: SL2359

Matrix: (SOIL/SED/WATER) WATER Lab Sample ID: L2359-02A

Sample wt/vol: 5.00 (g/mL) ML Lab File ID: V8B5334.D

Level: (TRACE/LOW/MED) LOW Date Received: 11/07/2012

% Moisture: not dec. Date Analyzed: 11/13/2012

GC Column: DB-624 ID: 0.25 (mm) Dilution Factor: 1.0

Soil Extract Volume: (uL) Soil Aliquot Volume: (uL)

Purge Volume: 5.0 (mL)

CAS NO.	COMPOUND	CONCENTRATION UNITS: (ug/L or ug/Kg) UG/L	Q
74-87-3	Chloromethane	5.0	U
75-01-4	Vinyl chloride	5.0	U
74-83-9	Bromomethane	5.0	U
75-00-3	Chloroethane	5.0	U
75-69-4	Trichlorofluoromethane	5.0	U
75-35-4	1,1-Dichloroethene	5.0	U
67-64-1	Acetone	5.0	U
75-15-0	Carbon disulfide	5.0	U
75-09-2	Methylene chloride	5.0	U
156-60-5	trans-1,2-Dichloroethene	5.0	U
1634-04-4	Methyl tert-butyl ether	5.0	U
75-34-3	1,1-Dichloroethane	5.0	U
108-05-4	Vinyl acetate	5.0	U
78-93-3	2-Butanone	5.0	U
156-59-2	cis-1,2-Dichloroethene	85	
67-66-3	Chloroform	5.0	U
71-55-6	1,1,1-Trichloroethane	5.0	U
56-23-5	Carbon tetrachloride	5.0	U
107-06-2	1,2-Dichloroethane	5.0	U
71-43-2	Benzene	5.0	U
79-01-6	Trichloroethene	17	
78-87-5	1,2-Dichloropropane	5.0	U
75-27-4	Bromodichloromethane	5.0	U
10061-01-5	cis-1,3-Dichloropropene	5.0	U
108-10-1	4-Methyl-2-pentanone	5.0	U
108-88-3	Toluene	5.0	U
10061-02-6	trans-1,3-Dichloropropene	5.0	U
79-00-5	1,1,2-Trichloroethane	5.0	U
127-18-4	Tetrachloroethene	5.0	UJ
591-78-6	2-Hexanone	5.0	U
124-48-1	Dibromochloromethane	5.0	U
108-90-7	Chlorobenzene	5.0	U
100-41-4	Ethylbenzene	5.0	U
179601-23-1	m,p-Xylene	5.0	U
95-47-6	o-Xylene	5.0	U

EL 12/12/12

1B - FORM I VOA-2

VOLATILE ORGANICS ANALYSIS DATA SHEET

EPA SAMPLE NO.

BW-08

Lab Name: SPECTRUM ANALYTICAL, INC. Contract:

Lab Code: MITKEM Case No.: L2359 Mod. Ref No.: SDG No.: SL2359

Matrix: (SOIL/SED/WATER) WATER Lab Sample ID: L2359-02A

Sample wt/vol: 5.00 (g/mL) ML Lab File ID: V8B5334.D

Level: (TRACE/LOW/MED) LOW Date Received: 11/07/2012

% Moisture: not dec. Date Analyzed: 11/13/2012

GC Column: DB-624 ID: 0.25 (mm) Dilution Factor: 1.0

Soil Extract Volume: (uL) Soil Aliquot Volume: (uL)

Purge Volume: 5.0 (mL)

CAS NO.	COMPOUND	CONCENTRATION UNITS: (ug/L or ug/Kg) UG/L	Q
1330-20-7	Xylene (Total)	5.0	U
100-42-5	Styrene	5.0	U
75-25-2	Bromoform	5.0	U
98-82-8	Isopropylbenzene	5.0	U
79-34-5	1,1,2,2-Tetrachloroethane	5.0	U
103-65-1	n-Propylbenzene	5.0	U
108-67-8	1,3,5-Trimethylbenzene	5.0	U
98-06-6	tert-Butylbenzene	5.0	U
95-63-6	1,2,4-Trimethylbenzene	5.0	U
135-98-8	sec-Butylbenzene	5.0	U
99-87-6	4-Isopropyltoluene	5.0	U
541-73-1	1,3-Dichlorobenzene	5.0	U
106-46-7	1,4-Dichlorobenzene	5.0	U
104-51-8	n-Butylbenzene	5.0	U
95-50-1	1,2-Dichlorobenzene	5.0	U
91-20-3	Naphthalene	5.0	U
110-75-8	2-Chloroethyl vinyl ether	5.0	U

EL 12/12/12

1J - FORM I VOA-TIC

VOLATILE ORGANICS ANALYSIS DATA SHEET

TENTATIVELY IDENTIFIED COMPOUNDS

EPA SAMPLE NO.

BW-08

Lab Name: SPECTRUM ANALYTICAL, INC. Contract:

Lab Code: MITKEM Case No.: L2359 Mod. Ref No.: SDG No.: SL2359

Matrix: (SOIL/SED/WATER) WATER Lab Sample ID: L2359-02A

Sample wt/vol: 5.00 (g/mL) ML Lab File ID: V8B5334.D

Level: (TRACE or LOW/MED) LOW Date Received: 11/07/2012

% Moisture: not dec. Date Analyzed: 11/13/2012

GC Column: DB-624 ID: 0.25 (mm) Dilution Factor: 1.0

Soil Extract Volume: (uL) Soil Aliquot Volume: (uL)

CONCENTRATION UNITS: (ug/L or ug/Kg) UG/L Purge Volume: 5.0 (mL)

	CAS NUMBER	COMPOUND NAME	RT	EST. CONC.	Q
01		Unknown	1.751	8.8	J

[1]EPA-designated Registry Number.

12/12/12

1A - FORM I VOA-1

VOLATILE ORGANICS ANALYSIS DATA SHEET

EPA SAMPLE NO.

MW-08

Lab Name: SPECTRUM ANALYTICAL, INC. Contract:

Lab Code: MITKEM Case No.: L2359 Mod. Ref No.: SDG No.: SL2359

Matrix: (SOIL/SED/WATER) WATER Lab Sample ID: L2359-03A

Sample wt/vol: 5.00 (g/mL) ML Lab File ID: V8B5335.D

Level: (TRACE/LOW/MED) LOW Date Received: 11/07/2012

% Moisture: not dec. Date Analyzed: 11/13/2012

GC Column: DB-624 ID: 0.25 (mm) Dilution Factor: 1.0

Soil Extract Volume: (uL) Soil Aliquot Volume: (uL)

Purge Volume: 5.0 (mL)

CAS NO.	COMPOUND	CONCENTRATION UNITS: (ug/L or ug/Kg) UG/L	Q
74-87-3	Chloromethane	5.0	U
75-01-4	Vinyl chloride	5.0	U
74-83-9	Bromomethane	5.0	U
75-00-3	Chloroethane	5.0	U
75-69-4	Trichlorofluoromethane	5.0	U
75-35-4	1,1-Dichloroethene	5.0	U
67-64-1	Acetone	5.0	U
75-15-0	Carbon disulfide	5.0	U
75-09-2	Methylene chloride	5.0	U
156-60-5	trans-1,2-Dichloroethene	5.0	U
1634-04-4	Methyl tert-butyl ether	5.0	U
75-34-3	1,1-Dichloroethane	5.0	U
108-05-4	Vinyl acetate	5.0	U
78-93-3	2-Butanone	5.0	U
156-59-2	cis-1,2-Dichloroethene	5.0	U
67-66-3	Chloroform	5.0	U
71-55-6	1,1,1-Trichloroethane	5.0	U
56-23-5	Carbon tetrachloride	5.0	U
107-06-2	1,2-Dichloroethane	5.0	U
71-43-2	Benzene	5.0	U
79-01-6	Trichloroethene	29	
78-87-5	1,2-Dichloropropane	5.0	U
75-27-4	Bromodichloromethane	5.0	U
10061-01-5	cis-1,3-Dichloropropene	5.0	U
108-10-1	4-Methyl-2-pentanone	5.0	U
108-88-3	Toluene	5.0	U
10061-02-6	trans-1,3-Dichloropropene	5.0	U
79-00-5	1,1,2-Trichloroethane	5.0	U
127-18-4	Tetrachloroethene	5.0	UJ
591-78-6	2-Hexanone	5.0	U
124-48-1	Dibromochloromethane	5.0	U
108-90-7	Chlorobenzene	5.0	U
100-41-4	Ethylbenzene	5.0	U
179601-23-1	m,p-Xylene	5.0	U
95-47-6	o-Xylene	5.0	U

EL 12/12/12

1B - FORM I VOA-2

VOLATILE ORGANICS ANALYSIS DATA SHEET

EPA SAMPLE NO.

MW-08

Lab Name: SPECTRUM ANALYTICAL, INC. Contract:

Lab Code: MITKEM Case No.: L2359 Mod. Ref No.: SDG No.: SL2359

Matrix: (SOIL/SED/WATER) WATER Lab Sample ID: L2359-03A

Sample wt/vol: 5.00 (g/mL) ML Lab File ID: V8B5335.D

Level: (TRACE/LOW/MED) LOW Date Received: 11/07/2012

% Moisture: not dec. Date Analyzed: 11/13/2012

GC Column: DB-624 ID: 0.25 (mm) Dilution Factor: 1.0

Soil Extract Volume: (uL) Soil Aliquot Volume: (uL)

Purge Volume: 5.0 (mL)

CAS NO.	COMPOUND	CONCENTRATION UNITS: (ug/L or ug/Kg) UG/L	Q
1330-20-7	Xylene (Total)	5.0	U
100-42-5	Styrene	5.0	U
75-25-2	Bromoform	5.0	U
98-82-8	Isopropylbenzene	5.0	U
79-34-5	1,1,2,2-Tetrachloroethane	5.0	U
103-65-1	n-Propylbenzene	5.0	U
108-67-8	1,3,5-Trimethylbenzene	5.0	U
98-06-6	tert-Butylbenzene	5.0	U
95-63-6	1,2,4-Trimethylbenzene	5.0	U
135-98-8	sec-Butylbenzene	5.0	U
99-87-6	4-Isopropyltoluene	5.0	U
541-73-1	1,3-Dichlorobenzene	5.0	U
106-46-7	1,4-Dichlorobenzene	5.0	U
104-51-8	n-Butylbenzene	5.0	U
95-50-1	1,2-Dichlorobenzene	5.0	U
91-20-3	Naphthalene	5.0	U
110-75-8	2-Chloroethyl vinyl ether	5.0	U

EL
12/12/12

1J - FORM I VOA-TIC

VOLATILE ORGANICS ANALYSIS DATA SHEET

TENTATIVELY IDENTIFIED COMPOUNDS

EPA SAMPLE NO.

MW-08

Lab Name: SPECTRUM ANALYTICAL, INC. Contract:

Lab Code: MITKEM Case No.: L2359 Mod. Ref No.: SDG No.: SL2359

Matrix: (SOIL/SED/WATER) WATER Lab Sample ID: L2359-03A

Sample wt/vol: 5.00 (g/mL) ML Lab File ID: V8B5335.D

Level: (TRACE or LOW/MED) LOW Date Received: 11/07/2012

% Moisture: not dec. Date Analyzed: 11/13/2012

GC Column: DB-624 ID: 0.25 (mm) Dilution Factor: 1.0

Soil Extract Volume: (uL) Soil Aliquot Volume: (uL)

CONCENTRATION UNITS: (ug/L or ug/Kg) UG/L Purge Volume: 5.0 (mL)

	CAS NUMBER	COMPOUND NAME	RT	EST. CONC.	Q
01		Unknown	1.754	8.8	J

[1]EPA-designated Registry Number.

EL 12/13/12

1A - FORM I VOA-1

VOLATILE ORGANICS ANALYSIS DATA SHEET

EPA SAMPLE NO.

BW-01

Lab Name: SPECTRUM ANALYTICAL, INC. Contract:

Lab Code: MITKEM Case No.: L2359 Mod. Ref No.: SDG No.: SL2359

Matrix: (SOIL/SED/WATER) WATER Lab Sample ID: L2359-04A

Sample wt/vol: 5.00 (g/mL) ML Lab File ID: V8B5302.D

Level: (TRACE/LOW/MED) LOW Date Received: 11/07/2012

% Moisture: not dec. Date Analyzed: 11/10/2012

GC Column: DB-624 ID: 0.25 (mm) Dilution Factor: 1.0

Soil Extract Volume: (uL) Soil Aliquot Volume: (uL)

Purge Volume: 5.0 (mL)

CAS NO.	COMPOUND	CONCENTRATION UNITS: (ug/L or ug/Kg) UG/L	Q
74-87-3	Chloromethane	5.0	U
75-01-4	Vinyl chloride	1.8	J
74-83-9	Bromomethane	5.0	U
75-00-3	Chloroethane	5.0	U
75-69-4	Trichlorofluoromethane	5.0	U
75-35-4	1,1-Dichloroethene	5.0	U
67-64-1	Acetone	5.0	U
75-15-0	Carbon disulfide	5.0	U
75-09-2	Methylene chloride	5.0	U
156-60-5	trans-1,2-Dichloroethene	5.0	U
1634-04-4	Methyl tert-butyl ether	5.0	U
75-34-3	1,1-Dichloroethane	1.9	J
108-05-4	Vinyl acetate	5.0	U
78-93-3	2-Butanone	5.0	U
156-59-2	cis-1,2-Dichloroethene	2.8	J
67-66-3	Chloroform	5.0	U
71-55-6	1,1,1-Trichloroethane	5.0	U
56-23-5	Carbon tetrachloride	5.0	U
107-06-2	1,2-Dichloroethane	5.0	U
71-43-2	Benzene	5.0	U
79-01-6	Trichloroethene	3.9	J
78-87-5	1,2-Dichloropropane	5.0	U
75-27-4	Bromodichloromethane	5.0	U
10061-01-5	cis-1,3-Dichloropropene	5.0	U
108-10-1	4-Methyl-2-pentanone	5.0	U
108-88-3	Toluene	5.0	U
10061-02-6	trans-1,3-Dichloropropene	5.0	U
79-00-5	1,1,2-Trichloroethane	5.0	U
127-18-4	Tetrachloroethene	5.0	U
591-78-6	2-Hexanone	5.0	U
124-48-1	Dibromochloromethane	5.0	U
108-90-7	Chlorobenzene	5.0	U
100-41-4	Ethylbenzene	5.0	U
179601-23-1	m,p-Xylene	5.0	U
95-47-6	o-Xylene	5.0	U

EL 12/12/12

1B - FORM I VOA-2

VOLATILE ORGANICS ANALYSIS DATA SHEET

EPA SAMPLE NO.

BW-01

Lab Name: SPECTRUM ANALYTICAL, INC. Contract:

Lab Code: MITKEM Case No.: L2359 Mod. Ref No.: SDG No.: SL2359

Matrix: (SOIL/SED/WATER) WATER Lab Sample ID: L2359-04A

Sample wt/vol: 5.00 (g/mL) ML Lab File ID: V8B5302.D

Level: (TRACE/LOW/MED) LOW Date Received: 11/07/2012

% Moisture: not dec. Date Analyzed: 11/10/2012

GC Column: DB-624 ID: 0.25 (mm) Dilution Factor: 1.0

Soil Extract Volume: (uL) Soil Aliquot Volume: (uL)

Purge Volume: 5.0 (mL)

CAS NO.	COMPOUND	CONCENTRATION UNITS: (ug/L or ug/Kg) UG/L	Q
1330-20-7	Xylene (Total)	5.0	U
100-42-5	Styrene	5.0	U
75-25-2	Bromoform	5.0	U
98-82-8	Isopropylbenzene	5.0	U
79-34-5	1,1,2,2-Tetrachloroethane	5.0	U
103-65-1	n-Propylbenzene	5.0	U
108-67-8	1,3,5-Trimethylbenzene	5.0	U
98-06-6	tert-Butylbenzene	5.0	U
95-63-6	1,2,4-Trimethylbenzene	5.0	U
135-98-8	sec-Butylbenzene	5.0	U
99-87-6	4-Isopropyltoluene	5.0	U
541-73-1	1,3-Dichlorobenzene	5.0	U
106-46-7	1,4-Dichlorobenzene	5.0	U
104-51-8	n-Butylbenzene	5.0	U
95-50-1	1,2-Dichlorobenzene	5.0	U
91-20-3	Naphthalene	5.0	U
110-75-8	2-Chloroethyl vinyl ether	5.0	U

EL 12/12/12

1J - FORM I VOA-TIC

VOLATILE ORGANICS ANALYSIS DATA SHEET

TENTATIVELY IDENTIFIED COMPOUNDS

EPA SAMPLE NO.

BW-01

Lab Name: SPECTRUM ANALYTICAL, INC. Contract:

Lab Code: MITKEM Case No.: L2359 Mod. Ref No.: SDG No.: SL2359

Matrix: (SOIL/SED/WATER) WATER Lab Sample ID: L2359-04A

Sample wt/vol: 5.00 (g/mL) ML Lab File ID: V8B5302.D

Level: (TRACE or LOW/MED) LOW Date Received: 11/07/2012

% Moisture: not dec. Date Analyzed: 11/10/2012

GC Column: DB-624 ID: 0.25 (mm) Dilution Factor: 1.0

Soil Extract Volume: (uL) Soil Aliquot Volume: (uL)

CONCENTRATION UNITS: (ug/L or ug/Kg) UG/L Purge Volume: 5.0 (mL)

	CAS NUMBER	COMPOUND NAME	RT	EST. CONC.	Q
01		Unknown (1.74753)	1.748	11	J
02		Unknown (1.89543)	1.895	6.6	J

[1]EPA-designated Registry Number.

EL 12/12/12

1A - FORM I VOA-1

VOLATILE ORGANICS ANALYSIS DATA SHEET

EPA SAMPLE NO.

FIELD BLANK

Lab Name: SPECTRUM ANALYTICAL, INC. Contract:

Lab Code: MITKEM Case No.: L2359 Mod. Ref No.: SDG No.: SL2359

Matrix: (SOIL/SED/WATER) WATER Lab Sample ID: L2359-05A

Sample wt/vol: 5.00 (g/mL) ML Lab File ID: V8B5286.D

Level: (TRACE/LOW/MED) LOW Date Received: 11/07/2012

% Moisture: not dec. Date Analyzed: 11/09/2012

GC Column: DB-624 ID: 0.25 (mm) Dilution Factor: 1.0

Soil Extract Volume: (uL) Soil Aliquot Volume: (uL)

Purge Volume: 5.0 (mL)

CAS NO.	COMPOUND	CONCENTRATION UNITS: (ug/L or ug/Kg) UG/L	Q
74-87-3	Chloromethane	5.0	U
75-01-4	Vinyl chloride	5.0	U
74-83-9	Bromomethane	5.0	U
75-00-3	Chloroethane	5.0	U
75-69-4	Trichlorofluoromethane	5.0	U
75-35-4	1,1-Dichloroethene	5.0	U
67-64-1	Acetone	3.7	J
75-15-0	Carbon disulfide	5.0	U
75-09-2	Methylene chloride	41	
156-60-5	trans-1,2-Dichloroethene	5.0	U
1634-04-4	Methyl tert-butyl ether	5.0	U
75-34-3	1,1-Dichloroethane	5.0	U
108-05-4	Vinyl acetate	5.0	U
78-93-3	2-Butanone	5.0	U
156-59-2	cis-1,2-Dichloroethene	5.0	U
67-66-3	Chloroform	5.0	U
71-55-6	1,1,1-Trichloroethane	5.0	U
56-23-5	Carbon tetrachloride	5.0	U
107-06-2	1,2-Dichloroethane	5.0	U
71-43-2	Benzene	5.0	U
79-01-6	Trichloroethene	5.0	U
78-87-5	1,2-Dichloropropane	5.0	U
75-27-4	Bromodichloromethane	5.0	U
10061-01-5	cis-1,3-Dichloropropene	5.0	U
108-10-1	4-Methyl-2-pentanone	5.0	U
108-88-3	Toluene	5.0	U
10061-02-6	trans-1,3-Dichloropropene	5.0	U
79-00-5	1,1,2-Trichloroethane	5.0	U
127-18-4	Tetrachloroethene	5.0	U
591-78-6	2-Hexanone	5.0	U
124-48-1	Dibromochloromethane	5.0	U
108-90-7	Chlorobenzene	5.0	U
100-41-4	Ethylbenzene	5.0	U
179601-23-1	m,p-Xylene	5.0	U
95-47-6	o-Xylene	5.0	U

EL 12/12/12

1B - FORM I VOA-2

VOLATILE ORGANICS ANALYSIS DATA SHEET

EPA SAMPLE NO.

FIELD BLANK

Lab Name: SPECTRUM ANALYTICAL, INC. Contract:

Lab Code: MITKEM Case No.: L2359 Mod. Ref No.: SDG No.: SL2359

Matrix: (SOIL/SED/WATER) WATER Lab Sample ID: L2359-05A

Sample wt/vol: 5.00 (g/mL) ML Lab File ID: V8B5286.D

Level: (TRACE/LOW/MED) LOW Date Received: 11/07/2012

% Moisture: not dec. Date Analyzed: 11/09/2012

GC Column: DB-624 ID: 0.25 (mm) Dilution Factor: 1.0

Soil Extract Volume: (uL) Soil Aliquot Volume: (uL)

Purge Volume: 5.0 (mL)

CAS NO.	COMPOUND	CONCENTRATION UNITS: (ug/L or ug/Kg) UG/L	Q
1330-20-7	Xylene (Total)	5.0	U
100-42-5	Styrene	5.0	U
75-25-2	Bromoform	5.0	U
98-82-8	Isopropylbenzene	5.0	U
79-34-5	1,1,2,2-Tetrachloroethane	5.0	U
103-65-1	n-Propylbenzene	5.0	U
108-67-8	1,3,5-Trimethylbenzene	5.0	U
98-06-6	tert-Butylbenzene	5.0	U
95-63-6	1,2,4-Trimethylbenzene	5.0	U
135-98-8	sec-Butylbenzene	5.0	U
99-87-6	4-Isopropyltoluene	5.0	U
541-73-1	1,3-Dichlorobenzene	5.0	U
106-46-7	1,4-Dichlorobenzene	5.0	U
104-51-8	n-Butylbenzene	5.0	U
95-50-1	1,2-Dichlorobenzene	5.0	U
91-20-3	Naphthalene	5.0	U
110-75-8	2-Chloroethyl vinyl ether	5.0	U

EL
12/12/12

1J - FORM I VOA-TIC

VOLATILE ORGANICS ANALYSIS DATA SHEET

TENTATIVELY IDENTIFIED COMPOUNDS

EPA SAMPLE NO.

FIELD BLANK

Lab Name: SPECTRUM ANALYTICAL, INC. Contract:

Lab Code: MITKEM Case No.: L2359 Mod. Ref No.: SDG No.: SL2359

Matrix: (SOIL/SED/WATER) WATER Lab Sample ID: L2359-05A

Sample wt/vol: 5.00 (g/mL) ML Lab File ID: V8B5286.D

Level: (TRACE or LOW/MED) LOW Date Received: 11/07/2012

% Moisture: not dec. Date Analyzed: 11/09/2012

GC Column: DB-624 ID: 0.25 (mm) Dilution Factor: 1.0

Soil Extract Volume: (uL) Soil Aliquot Volume: (uL)

CONCENTRATION UNITS: (ug/L or ug/Kg) UG/L Purge Volume: 5.0 (mL)

CAS NUMBER	COMPOUND NAME	RT	EST. CONC.	Q

[1]EPA-designated Registry Number.

EL 12/12/12

1A - FORM I VOA-1

VOLATILE ORGANICS ANALYSIS DATA SHEET

EPA SAMPLE NO.

TRIP BLANK

Lab Name: SPECTRUM ANALYTICAL, INC. Contract:

Lab Code: MITKEM Case No.: L2359 Mod. Ref No.: SDG No.: SL2359

Matrix: (SOIL/SED/WATER) WATER Lab Sample ID: L2359-06A

Sample wt/vol: 5.00 (g/mL) ML Lab File ID: V8B5287.D

Level: (TRACE/LOW/MED) LOW Date Received: 11/07/2012

% Moisture: not dec. Date Analyzed: 11/10/2012

GC Column: DB-624 ID: 0.25 (mm) Dilution Factor: 1.0

Soil Extract Volume: (uL) Soil Aliquot Volume: (uL)

Purge Volume: 5.0 (mL)

CAS NO.	COMPOUND	CONCENTRATION UNITS: (ug/L or ug/Kg) UG/L	Q
74-87-3	Chloromethane	5.0	U
75-01-4	Vinyl chloride	5.0	U
74-83-9	Bromomethane	5.0	U
75-00-3	Chloroethane	5.0	U
75-69-4	Trichlorofluoromethane	5.0	U
75-35-4	1,1-Dichloroethene	5.0	U
67-64-1	Acetone	5.0	U
75-15-0	Carbon disulfide	5.0	U
75-09-2	Methylene chloride	1.2	J
156-60-5	trans-1,2-Dichloroethene	5.0	U
1634-04-4	Methyl tert-butyl ether	5.0	U
75-34-3	1,1-Dichloroethane	5.0	U
108-05-4	Vinyl acetate	5.0	U
78-93-3	2-Butanone	5.0	U
156-59-2	cis-1,2-Dichloroethene	5.0	U
67-66-3	Chloroform	5.0	U
71-55-6	1,1,1-Trichloroethane	5.0	U
56-23-5	Carbon tetrachloride	5.0	U
107-06-2	1,2-Dichloroethane	5.0	U
71-43-2	Benzene	5.0	U
79-01-6	Trichloroethene	5.0	U
78-87-5	1,2-Dichloropropane	5.0	U
75-27-4	Bromodichloromethane	5.0	U
10061-01-5	cis-1,3-Dichloropropene	5.0	U
108-10-1	4-Methyl-2-pentanone	5.0	U
108-88-3	Toluene	5.0	U
10061-02-6	trans-1,3-Dichloropropene	5.0	U
79-00-5	1,1,2-Trichloroethane	5.0	U
127-18-4	Tetrachloroethene	5.0	U
591-78-6	2-Hexanone	5.0	U
124-48-1	Dibromochloromethane	5.0	U
108-90-7	Chlorobenzene	5.0	U
100-41-4	Ethylbenzene	5.0	U
179601-23-1	m,p-Xylene	5.0	U
95-47-6	o-Xylene	5.0	U

EL 12/12/12

1B - FORM I VOA-2

VOLATILE ORGANICS ANALYSIS DATA SHEET

EPA SAMPLE NO.

TRIP BLANK

Lab Name: SPECTRUM ANALYTICAL, INC. Contract:

Lab Code: MITKEM Case No.: L2359 Mod. Ref No.: SDG No.: SL2359

Matrix: (SOIL/SED/WATER) WATER Lab Sample ID: L2359-06A

Sample wt/vol: 5.00 (g/mL) ML Lab File ID: V8B5287.D

Level: (TRACE/LOW/MED) LOW Date Received: 11/07/2012

% Moisture: not dec. Date Analyzed: 11/10/2012

GC Column: DB-624 ID: 0.25 (mm) Dilution Factor: 1.0

Soil Extract Volume: (uL) Soil Aliquot Volume: (uL)

Purge Volume: 5.0 (mL)

CAS NO.	COMPOUND	CONCENTRATION UNITS: (ug/L or ug/Kg) UG/L	Q
1330-20-7	Xylene (Total)	5.0	U
100-42-5	Styrene	5.0	U
75-25-2	Bromoform	5.0	U
98-82-8	Isopropylbenzene	5.0	U
79-34-5	1,1,2,2-Tetrachloroethane	5.0	U
103-65-1	n-Propylbenzene	5.0	U
108-67-8	1,3,5-Trimethylbenzene	5.0	U
98-06-6	tert-Butylbenzene	5.0	U
95-63-6	1,2,4-Trimethylbenzene	5.0	U
135-98-8	sec-Butylbenzene	5.0	U
99-87-6	4-Isopropyltoluene	5.0	U
541-73-1	1,3-Dichlorobenzene	5.0	U
106-46-7	1,4-Dichlorobenzene	5.0	U
104-51-8	n-Butylbenzene	5.0	U
95-50-1	1,2-Dichlorobenzene	5.0	U
91-20-3	Naphthalene	5.0	U
110-75-8	2-Chloroethyl vinyl ether	5.0	U

EC 12/12/12

1J - FORM I VOA-TIC

VOLATILE ORGANICS ANALYSIS DATA SHEET

TENTATIVELY IDENTIFIED COMPOUNDS

EPA SAMPLE NO.

TRIP BLANK

Lab Name: SPECTRUM ANALYTICAL, INC. Contract:

Lab Code: MITKEM Case No.: L2359 Mod. Ref No.: SDG No.: SL2359

Matrix: (SOIL/SED/WATER) WATER Lab Sample ID: L2359-06A

Sample wt/vol: 5.00 (g/mL) ML Lab File ID: V8B5287.D

Level: (TRACE or LOW/MED) LOW Date Received: 11/07/2012

% Moisture: not dec. Date Analyzed: 11/10/2012

GC Column: DB-624 ID: 0.25 (mm) Dilution Factor: 1.0

Soil Extract Volume: (uL) Soil Aliquot Volume: (uL)

CONCENTRATION UNITS: (ug/L or ug/Kg) UG/L Purge Volume: 5.0 (mL)

CAS NUMBER	COMPOUND NAME	RT	EST. CONC.	Q

[1]EPA-designated Registry Number.

EL
12/12/12

1D - FORM I SV-1

SEMIVOLATILE ORGANICS ANALYSIS DATA SHEET

EPA SAMPLE NO.

BW-07

Lab Name: SPECTRUM ANALYTICAL, INC. Contract:

Lab Code: MITKEM Case No.: L2359 Mod. Ref No.: SDG No.: SL2359

Matrix: (SOIL/SED/WATER) WATER Lab Sample ID: L2359-01B

Sample wt/vol: 1000 (g/mL) ML Lab File ID: S3I2679.D

Level: (LOW/MED) LOW Extraction: (Type) SEPF

% Moisture: Decanted: (Y/N) Date Received: 11/07/2012

Concentrated Extract Volume: 1000 (uL) Date Extracted: 11/10/2012

Injection Volume: 1.0 (uL) GPC Factor: 1.00 Date Analyzed: 11/14/2012

GPC Cleanup:(Y/N) N pH: Dilution Factor: 1.0

CAS NO.	COMPOUND	CONCENTRATION UNITS: (ug/L or ug/Kg) UG/L	Q
108-95-2	Phenol	10	U
111-44-4	Bis(2-chloroethyl)ether	10	U
95-57-8	2-Chlorophenol	10	U
541-73-1	1,3-Dichlorobenzene	10	U
106-46-7	1,4-Dichlorobenzene	10	U
95-50-1	1,2-Dichlorobenzene	10	U
95-48-7	2-Methylphenol	10	U
108-60-1	2,2'-oxybis(1-Chloropropane)	10	U
106-44-5	4-Methylphenol	10	U
621-64-7	N-Nitroso-di-n-propylamine	10	U
67-72-1	Hexachloroethane	10	U
98-95-3	Nitrobenzene	10	U
78-59-1	Isophorone	10	U
88-75-5	2-Nitrophenol	10	U
105-67-9	2,4-Dimethylphenol	10	UJ
120-83-2	2,4-Dichlorophenol	10	U
120-82-1	1,2,4-Trichlorobenzene	10	U
91-20-3	Naphthalene	10	U
106-47-8	4-Chloroaniline	10	U
111-91-1	Bis(2-chloroethoxy)methane	10	U
87-68-3	Hexachlorobutadiene	10	U
59-50-7	4-Chloro-3-methylphenol	10	U
91-57-6	2-Methylnaphthalene	10	U
77-47-4	Hexachlorocyclopentadiene	10	U
88-06-2	2,4,6-Trichlorophenol	10	U
95-95-4	2,4,5-Trichlorophenol	20	U
91-58-7	2-Chloronaphthalene	10	U
88-74-4	2-Nitroaniline	20	U
131-11-3	Dimethylphthalate	10	U
208-96-8	Acenaphthylene	10	U
606-20-2	2,6-Dinitrotoluene	10	U
99-09-2	3-Nitroaniline	20	U
83-32-9	Acenaphthene	10	U
51-28-5	2,4-Dinitrophenol	20	U
100-02-7	4-Nitrophenol	20	U
132-64-9	Dibenzofuran	10	U

EL 12/12/12

1E - FORM I SV-2

SEMIVOLATILE ORGANICS ANALYSIS DATA SHEET

EPA SAMPLE NO.

BW-07

Lab Name: SPECTRUM ANALYTICAL, INC. Contract:

Lab Code: MITKEM Case No.: L2359 Mod. Ref No.: SDG No.: SL2359

Matrix: (SOIL/SED/WATER) WATER Lab Sample ID: L2359-01B

Sample wt/vol: 1000 (g/mL) ML Lab File ID: S3I2679.D

Level: (LOW/MED) LOW Extraction: (Type) SEPF

% Moisture: Decanted: (Y/N) Date Received: 11/07/2012

Concentrated Extract Volume: 1000 (uL) Date Extracted: 11/10/2012

Injection Volume: 1.0 (uL) GPC Factor: 1.00 Date Analyzed: 11/14/2012

GPC Cleanup: (Y/N) N pH: Dilution Factor: 1.0

CAS NO.	COMPOUND	CONCENTRATION UNITS: (ug/L or ug/Kg) UG/L	Q
121-14-2	2,4-Dinitrotoluene	10	U
84-66-2	Diethylphthalate	10	U
7005-72-3	4-Chlorophenyl-phenylether	10	UJ
86-73-7	Fluorene	10	UJ
100-01-6	4-Nitroaniline	20	U
534-52-1	4,6-Dinitro-2-methylphenol	20	U
86-30-6	N-Nitrosodiphenylamine	10	U
101-55-3	4-Bromophenyl-phenylether	10	U
118-74-1	Hexachlorobenzene	10	U
87-86-5	Pentachlorophenol	20	U
85-01-8	Phenanthrene	10	U
120-12-7	Anthracene	10	U
86-74-8	Carbazole	10	U
84-74-2	Di-n-butylphthalate	11	U
206-44-0	Fluoranthene	10	U
129-00-0	Pyrene	10	U
85-68-7	Butylbenzylphthalate	10	U
91-94-1	3,3'-Dichlorobenzidine	10	U
56-55-3	Benzo(a)anthracene	10	U
218-01-9	Chrysene	10	U
117-81-7	Bis(2-ethylhexyl)phthalate	10	U
117-84-0	Di-n-octylphthalate	10	U
205-99-2	Benzo(b)fluoranthene	10	U
207-08-9	Benzo(k)fluoranthene	10	U
50-32-8	Benzo(a)pyrene	10	U
193-39-5	Indeno(1,2,3-cd)pyrene	10	U
53-70-3	Dibenzo(a,h)anthracene	10	U
191-24-2	Benzo(g,h,i)perylene	10	UJ

EL 12/12/12

1K - FORM I SV-TIC

SEMIVOLATILE ORGANICS ANALYSIS DATA SHEET

TENTATIVELY IDENTIFIED COMPOUNDS

EPA SAMPLE NO.

BW-07

Lab Name: SPECTRUM ANALYTICAL, INC. Contract:

Lab Code: MITKEM Case No.: L2359 Mod. Ref No.: SDG No.: SL2359

Matrix: (SOIL/SED/WATER) WATER Lab Sample ID: L2359-01B

Sample wt/vol: 1000 (g/mL) ML Lab File ID: S3I2679.D

Level: (TRACE or LOW/MED) LOW Extraction: (Type) SEPF

% Moisture: Decanted: (Y/N) Date Received: 11/07/2012

Concentrated Extract Volume: 1000 (uL) Date Extracted: 11/10/2012

Injection Volume: 1.0 (uL) GPC Factor: 1.00 Date Analyzed: 11/14/2012

GPC Cleanup: (Y/N) N pH: Dilution Factor: 1.0

CONCENTRATION UNITS: (ug/L or ug/Kg) UG/L

	CAS NUMBER	COMPOUND NAME	RT	EST. CONC.	Q
01	79-01-6	Trichloroethylene	1.818	170	NJ

[2]EPA-designated Registry Number.

EL 12/13/12

1D - FORM I SV-1

SEMIVOLATILE ORGANICS ANALYSIS DATA SHEET

EPA SAMPLE NO.

BW-08

Lab Name: SPECTRUM ANALYTICAL, INC. Contract:

Lab Code: MITKEM Case No.: L2359 Mod. Ref No.: SDG No.: SL2359

Matrix: (SOIL/SED/WATER) WATER Lab Sample ID: L2359-02B

Sample wt/vol: 1000 (g/mL) ML Lab File ID: S3I2696.D

Level: (LOW/MED) LOW Extraction: (Type) SEPF

% Moisture: Decanted: (Y/N) Date Received: 11/07/2012

Concentrated Extract Volume: 1000 (uL) Date Extracted: 11/10/2012

Injection Volume: 1.0 (uL) GPC Factor: 1.00 Date Analyzed: 11/15/2012

GPC Cleanup: (Y/N) N pH: Dilution Factor: 1.0

CAS NO.	COMPOUND	CONCENTRATION UNITS: (ug/L or ug/Kg) UG/L	Q
108-95-2	Phenol	10	U
111-44-4	Bis(2-chloroethyl)ether	10	U
95-57-8	2-Chlorophenol	10	U
541-73-1	1,3-Dichlorobenzene	10	U
106-46-7	1,4-Dichlorobenzene	10	U
95-50-1	1,2-Dichlorobenzene	10	U
95-48-7	2-Methylphenol	10	U
108-60-1	2,2´-oxybis(1-Chloropropane)	4.9	J
106-44-5	4-Methylphenol	10	U
621-64-7	N-Nitroso-di-n-propylamine	10	U
67-72-1	Hexachloroethane	10	U
98-95-3	Nitrobenzene	10	U
78-59-1	Isophorone	10	U
88-75-5	2-Nitrophenol	10	U
105-67-9	2,4-Dimethylphenol	10	U
120-83-2	2,4-Dichlorophenol	10	U
120-82-1	1,2,4-Trichlorobenzene	10	U
91-20-3	Naphthalene	10	U
106-47-8	4-Chloroaniline	10	U
111-91-1	Bis(2-chloroethoxy)methane	10	U
87-68-3	Hexachlorobutadiene	10	U
59-50-7	4-Chloro-3-methylphenol	10	U
91-57-6	2-Methylnaphthalene	10	U
77-47-4	Hexachlorocyclopentadiene	10	U
88-06-2	2,4,6-Trichlorophenol	10	U
95-95-4	2,4,5-Trichlorophenol	20	U
91-58-7	2-Chloronaphthalene	10	U
88-74-4	2-Nitroaniline	20	U
131-11-3	Dimethylphthalate	10	U
208-96-8	Acenaphthylene	10	U
606-20-2	2,6-Dinitrotoluene	10	U
99-09-2	3-Nitroaniline	20	U
83-32-9	Acenaphthene	10	U
51-28-5	2,4-Dinitrophenol	20	U
100-02-7	4-Nitrophenol	20	U
132-64-9	Dibenzofuran	10	U

EL 12/13/12

1E - FORM I SV-2

SEMIVOLATILE ORGANICS ANALYSIS DATA SHEET

EPA SAMPLE NO.

BW-08

Lab Name: SPECTRUM ANALYTICAL, INC. Contract:

Lab Code: MITKEM Case No.: L2359 Mod. Ref No.: SDG No.: SL2359

Matrix: (SOIL/SED/WATER) WATER Lab Sample ID: L2359-02B

Sample wt/vol: 1000 (g/mL) ML Lab File ID: S3I2696.D

Level: (LOW/MED) LOW Extraction: (Type) SEPF

% Moisture: Decanted: (Y/N) Date Received: 11/07/2012

Concentrated Extract Volume: 1000 (uL) Date Extracted: 11/10/2012

Injection Volume: 1.0 (uL) GPC Factor: 1.00 Date Analyzed: 11/15/2012

GPC Cleanup: (Y/N) N pH: Dilution Factor: 1.0

CAS NO.	COMPOUND	CONCENTRATION UNITS: (ug/L or ug/Kg) UG/L	Q
121-14-2	2,4-Dinitrotoluene	10	U
84-66-2	Diethylphthalate	10	U
7005-72-3	4-Chlorophenyl-phenylether	10	UJ
86-73-7	Fluorene	10	UJ
100-01-6	4-Nitroaniline	20	U
534-52-1	4,6-Dinitro-2-methylphenol	20	U
86-30-6	N-Nitrosodiphenylamine	10	U
101-55-3	4-Bromophenyl-phenylether	10	U
118-74-1	Hexachlorobenzene	10	U
87-86-5	Pentachlorophenol	20	U
85-01-8	Phenanthrene	10	U
120-12-7	Anthracene	10	U
86-74-8	Carbazole	10	U
84-74-2	Di-n-butylphthalate	9.2	JU
206-44-0	Fluoranthene	10	U
129-00-0	Pyrene	10	U
85-68-7	Butylbenzylphthalate	10	U
91-94-1	3,3´-Dichlorobenzidine	10	U
56-55-3	Benzo(a)anthracene	10	U
218-01-9	Chrysene	10	U
117-81-7	Bis(2-ethylhexyl)phthalate	1.6	J
117-84-0	Di-n-octylphthalate	10	U
205-99-2	Benzo(b)fluoranthene	10	U
207-08-9	Benzo(k)fluoranthene	10	U
50-32-8	Benzo(a)pyrene	10	U
193-39-5	Indeno(1,2,3-cd)pyrene	10	UJ
53-70-3	Dibenzo(a,h)anthracene	10	UJ
191-24-2	Benzo(g,h,i)perylene	10	UJ

EC
12/12/12

1K - FORM I SV-TIC

SEMIVOLATILE ORGANICS ANALYSIS DATA SHEET

TENTATIVELY IDENTIFIED COMPOUNDS

EPA SAMPLE NO.

BW-08

Lab Name: SPECTRUM ANALYTICAL, INC. Contract:

Lab Code: MITKEM Case No.: L2359 Mod. Ref No.: SDG No.: SL2359

Matrix: (SOIL/SED/WATER) WATER Lab Sample ID: L2359-02B

Sample wt/vol: 1000 (g/mL) ML Lab File ID: S3I2696.D

Level: (TRACE or LOW/MED) LOW Extraction: (Type) SEPF

% Moisture: Decanted: (Y/N) Date Received: 11/07/2012

Concentrated Extract Volume: 1000 (uL) Date Extracted: 11/10/2012

Injection Volume: 1.0 (uL) GPC Factor: 1.00 Date Analyzed: 11/15/2012

GPC Cleanup: (Y/N) N pH: Dilution Factor: 1.0

CONCENTRATION UNITS: (ug/L or ug/Kg) UG/L

CAS NUMBER	COMPOUND NAME	RT	EST. CONC.	Q

[2]EPA-designated Registry Number.

EL 12/12/12

1D - FORM I SV-1

SEMIVOLATILE ORGANICS ANALYSIS DATA SHEET

EPA SAMPLE NO.

BW-01

Lab Name: SPECTRUM ANALYTICAL, INC. Contract:

Lab Code: MITKEM Case No.: L2359 Mod. Ref No.: SDG No.: SL2359

Matrix: (SOIL/SED/WATER) WATER Lab Sample ID: L2359-04B

Sample wt/vol: 1000 (g/mL) ML Lab File ID: S3I2697.D

Level: (LOW/MED) LOW Extraction: (Type) SEPF

% Moisture: Decanted: (Y/N) Date Received: 11/07/2012

Concentrated Extract Volume: 1000 (uL) Date Extracted: 11/10/2012

Injection Volume: 1.0 (uL) GPC Factor: 1.00 Date Analyzed: 11/15/2012

GPC Cleanup: (Y/N) N pH: Dilution Factor: 1.0

CAS NO.	COMPOUND	CONCENTRATION UNITS: (ug/L or ug/Kg) UG/L	Q
108-95-2	Phenol	10	U
111-44-4	Bis(2-chloroethyl)ether	10	U
95-57-8	2-Chlorophenol	10	U
541-73-1	1,3-Dichlorobenzene	10	U
106-46-7	1,4-Dichlorobenzene	10	U
95-50-1	1,2-Dichlorobenzene	10	U
95-48-7	2-Methylphenol	10	U
108-60-1	2,2'-oxybis(1-Chloropropane)	10	U
106-44-5	4-Methylphenol	10	U
621-64-7	N-Nitroso-di-n-propylamine	10	U
67-72-1	Hexachloroethane	10	U
98-95-3	Nitrobenzene	10	U
78-59-1	Isophorone	10	U
88-75-5	2-Nitrophenol	10	U
105-67-9	2,4-Dimethylphenol	10	U
120-83-2	2,4-Dichlorophenol	10	U
120-82-1	1,2,4-Trichlorobenzene	10	U
91-20-3	Naphthalene	10	U
106-47-8	4-Chloroaniline	10	U
111-91-1	Bis(2-chloroethoxy)methane	10	U
87-68-3	Hexachlorobutadiene	10	U
59-50-7	4-Chloro-3-methylphenol	10	U
91-57-6	2-Methylnaphthalene	10	U
77-47-4	Hexachlorocyclopentadiene	10	U
88-06-2	2,4,6-Trichlorophenol	10	U
95-95-4	2,4,5-Trichlorophenol	20	U
91-58-7	2-Chloronaphthalene	10	U
88-74-4	2-Nitroaniline	20	U
131-11-3	Dimethylphthalate	10	U
208-96-8	Acenaphthylene	10	U
606-20-2	2,6-Dinitrotoluene	10	U
99-09-2	3-Nitroaniline	20	U
83-32-9	Acenaphthene	10	U
51-28-5	2,4-Dinitrophenol	20	U
100-02-7	4-Nitrophenol	20	U
132-64-9	Dibenzofuran	10	U

EL 12/14/12

1E - FORM I SV-2

SEMIVOLATILE ORGANICS ANALYSIS DATA SHEET

EPA SAMPLE NO.

BW-01

Lab Name: SPECTRUM ANALYTICAL, INC. Contract:

Lab Code: MITKEM Case No.: L2359 Mod. Ref No.: SDG No.: SL2359

Matrix: (SOIL/SED/WATER) WATER Lab Sample ID: L2359-04B

Sample wt/vol: 1000 (g/mL) ML Lab File ID: S3I2697.D

Level: (LOW/MED) LOW Extraction: (Type) SEPF

% Moisture: Decanted: (Y/N) Date Received: 11/07/2012

Concentrated Extract Volume: 1000 (uL) Date Extracted: 11/10/2012

Injection Volume: 1.0 (uL) GPC Factor: 1.00 Date Analyzed: 11/15/2012

GPC Cleanup: (Y/N) N pH: Dilution Factor: 1.0

CAS NO.	COMPOUND	CONCENTRATION UNITS: (ug/L or ug/Kg) UG/L	Q
121-14-2	2,4-Dinitrotoluene	10	U J
84-66-2	Diethylphthalate	10	U J
7005-72-3	4-Chlorophenyl-phenylether	10	U J
86-73-7	Fluorene	10	U J
100-01-6	4-Nitroaniline	20	U
534-52-1	4,6-Dinitro-2-methylphenol	20	U
86-30-6	N-Nitrosodiphenylamine	10	U
101-55-3	4-Bromophenyl-phenylether	10	U
118-74-1	Hexachlorobenzene	10	U
87-86-5	Pentachlorophenol	20	U
85-01-8	Phenanthrene	10	U
120-12-7	Anthracene	10	U
86-74-8	Carbazole	10	U
84-74-2	Di-n-butylphthalate	12	U
206-44-0	Fluoranthene	10	U J
129-00-0	Pyrene	10	U
85-68-7	Butylbenzylphthalate	10	U
91-94-1	3,3'-Dichlorobenzidine	10	U
56-55-3	Benzo(a)anthracene	10	U
218-01-9	Chrysene	10	U
117-81-7	Bis(2-ethylhexyl)phthalate	10	U
117-84-0	Di-n-octylphthalate	10	U
205-99-2	Benzo(b)fluoranthene	10	U
207-08-9	Benzo(k)fluoranthene	10	U
50-32-8	Benzo(a)pyrene	10	U
193-39-5	Indeno(1,2,3-cd)pyrene	10	U J
53-70-3	Dibenzo(a,h)anthracene	10	U J
191-24-2	Benzo(g,h,i)perylene	10	U J

EG 12/12/12

1K - FORM I SV-TIC

SEMIVOLATILE ORGANICS ANALYSIS DATA SHEET

TENTATIVELY IDENTIFIED COMPOUNDS

EPA SAMPLE NO.

BW-01

Lab Name: SPECTRUM ANALYTICAL, INC. Contract:

Lab Code: MITKEM Case No.: L2359 Mod. Ref No.: SDG No.: SL2359

Matrix: (SOIL/SED/WATER) WATER Lab Sample ID: L2359-04B

Sample wt/vol: 1000 (g/mL) ML Lab File ID: S3I2697.D

Level: (TRACE or LOW/MED) LOW Extraction: (Type) SEPF

% Moisture: Decanted: (Y/N) Date Received: 11/07/2012

Concentrated Extract Volume: 1000 (uL) Date Extracted: 11/10/2012

Injection Volume: 1.0 (uL) GPC Factor: 1.00 Date Analyzed: 11/15/2012

GPC Cleanup: (Y/N) N pH: Dilution Factor: 1.0

CONCENTRATION UNITS: (ug/L or ug/Kg) UG/L

	CAS NUMBER	COMPOUND NAME	RT	EST. CONC.	Q
01	80-46-6	Phenol, 4-(1,1-dimethylpropy	7.361	6.6	NJ
02		Unknown (7.87960)	7.880	5.8	J
03		Unknown (8.36573)	8.366	4.4	J

[2] EPA-designated Registry Number.

EL
12/12/12

1D - FORM I SV-1

SEMIVOLATILE ORGANICS ANALYSIS DATA SHEET

EPA SAMPLE NO.

FIELD BLANK

Lab Name: SPECTRUM ANALYTICAL, INC. Contract:

Lab Code: MITKEM Case No.: L2359 Mod. Ref No.: SDG No.: SL2359

Matrix: (SOIL/SED/WATER) WATER Lab Sample ID: L2359-05B

Sample wt/vol: 1000 (g/mL) ML Lab File ID: S3I2698.D

Level: (LOW/MED) LOW Extraction: (Type) SEPF

% Moisture: Decanted: (Y/N) Date Received: 11/07/2012

Concentrated Extract Volume: 1000 (uL) Date Extracted: 11/10/2012

Injection Volume: 1.0 (uL) GPC Factor: 1.00 Date Analyzed: 11/15/2012

GPC Cleanup: (Y/N) N pH: Dilution Factor: 1.0

CAS NO.	COMPOUND	CONCENTRATION UNITS: (ug/L or ug/Kg) UG/L	Q
108-95-2	Phenol	10	U
111-44-4	Bis(2-chloroethyl)ether	10	U
95-57-8	2-Chlorophenol	10	U
541-73-1	1,3-Dichlorobenzene	10	U
106-46-7	1,4-Dichlorobenzene	10	U
95-50-1	1,2-Dichlorobenzene	10	U
95-48-7	2-Methylphenol	10	U
108-60-1	2,2'-oxybis(1-Chloropropane)	10	U
106-44-5	4-Methylphenol	10	U
621-64-7	N-Nitroso-di-n-propylamine	10	U
67-72-1	Hexachloroethane	10	U
98-95-3	Nitrobenzene	10	U
78-59-1	Isophorone	10	U
88-75-5	2-Nitrophenol	10	U
105-67-9	2,4-Dimethylphenol	10	UJ
120-83-2	2,4-Dichlorophenol	10	U
120-82-1	1,2,4-Trichlorobenzene	10	U
91-20-3	Naphthalene	10	U
106-47-8	4-Chloroaniline	10	U
111-91-1	Bis(2-chloroethoxy)methane	10	U
87-68-3	Hexachlorobutadiene	10	U
59-50-7	4-Chloro-3-methylphenol	10	U
91-57-6	2-Methylnaphthalene	10	U
77-47-4	Hexachlorocyclopentadiene	10	U
88-06-2	2,4,6-Trichlorophenol	10	U
95-95-4	2,4,5-Trichlorophenol	20	U
91-58-7	2-Chloronaphthalene	10	U
88-74-4	2-Nitroaniline	20	U
131-11-3	Dimethylphthalate	10	U
208-96-8	Acenaphthylene	10	U
606-20-2	2,6-Dinitrotoluene	10	U
99-09-2	3-Nitroaniline	20	U
83-32-9	Acenaphthene	10	U
51-28-5	2,4-Dinitrophenol	20	U
100-02-7	4-Nitrophenol	20	U
132-64-9	Dibenzofuran	10	U

EL 12/14/12

1E - FORM I SV-2

SEMIVOLATILE ORGANICS ANALYSIS DATA SHEET

EPA SAMPLE NO.

FIELD BLANK

Lab Name: SPECTRUM ANALYTICAL, INC. Contract:

Lab Code: MITKEM Case No.: L2359 Mod. Ref No.: SDG No.: SL2359

Matrix: (SOIL/SED/WATER) WATER Lab Sample ID: L2359-05B

Sample wt/vol: 1000 (g/mL) ML Lab File ID: S3I2698.D

Level: (LOW/MED) LOW Extraction: (Type) SEPF

% Moisture: Decanted: (Y/N) Date Received: 11/07/2012

Concentrated Extract Volume: 1000 (uL) Date Extracted: 11/10/2012

Injection Volume: 1.0 (uL) GPC Factor: 1.00 Date Analyzed: 11/15/2012

GPC Cleanup: (Y/N) N pH: Dilution Factor: 1.0

CAS NO.	COMPOUND	CONCENTRATION UNITS: (ug/L or ug/Kg) UG/L	Q
121-14-2	2,4-Dinitrotoluene	10	U
84-66-2	Diethylphthalate	10	U
7005-72-3	4-Chlorophenyl-phenylether	10	UJ
86-73-7	Fluorene	10	UJ
100-01-6	4-Nitroaniline	20	U
534-52-1	4,6-Dinitro-2-methylphenol	20	U
86-30-6	N-Nitrosodiphenylamine	10	U
101-55-3	4-Bromophenyl-phenylether	10	U
118-74-1	Hexachlorobenzene	10	U
87-86-5	Pentachlorophenol	20	U
85-01-8	Phenanthrene	10	U
120-12-7	Anthracene	10	U
86-74-8	Carbazole	10	U
84-74-2	Di-n-butylphthalate	9.0	J
206-44-0	Fluoranthene	10	U
129-00-0	Pyrene	10	U
85-68-7	Butylbenzylphthalate	10	U
91-94-1	3,3´-Dichlorobenzidine	10	U
56-55-3	Benzo(a)anthracene	10	U
218-01-9	Chrysene	10	U
117-81-7	Bis(2-ethylhexyl)phthalate	10	U
117-84-0	Di-n-octylphthalate	10	U
205-99-2	Benzo(b)fluoranthene	10	U
207-08-9	Benzo(k)fluoranthene	10	U
50-32-8	Benzo(a)pyrene	10	U
193-39-5	Indeno(1,2,3-cd)pyrene	10	UJ
53-70-3	Dibenzo(a,h)anthracene	10	UJ
191-24-2	Benzo(g,h,i)perylene	10	UJ

EL 12/12/12

1K - FORM I SV-TIC

SEMIVOLATILE ORGANICS ANALYSIS DATA SHEET

TENTATIVELY IDENTIFIED COMPOUNDS

EPA SAMPLE NO.

FIELD BLANK

Lab Name: SPECTRUM ANALYTICAL, INC. Contract:

Lab Code: MITKEM Case No.: L2359 Mod. Ref No.: SDG No.: SL2359

Matrix: (SOIL/SED/WATER) WATER Lab Sample ID: L2359-05B

Sample wt/vol: 1000 (g/mL) ML Lab File ID: S3I2698.D

Level: (TRACE or LOW/MED) LOW Extraction: (Type) SEPF

% Moisture: Decanted: (Y/N) Date Received: 11/07/2012

Concentrated Extract Volume: 1000 (uL) Date Extracted: 11/10/2012

Injection Volume: 1.0 (uL) GPC Factor: 1.00 Date Analyzed: 11/15/2012

GPC Cleanup: (Y/N) N pH: Dilution Factor: 1.0

CONCENTRATION UNITS: (ug/L or ug/Kg) UG/L

CAS NUMBER	COMPOUND NAME	RT	EST. CONC.	Q

[2]EPA-designated Registry Number.

EL
12/12/12

U.S. EPA - CLP

1

EPA SAMPLE NO.

INORGANIC ANALYSIS DATA SHEET

BW-01

Lab Name: Spectrum Analytical, Inc. Contract: 209280

Lab Code: MITKEM Case No.: SAS No.: SDG No.: SL2359

Matrix (soil/water): WATER Lab Sample ID: L2359-04

Level (low/med): MED Date Received: 11/07/2012

% Solids: 0.0

Concentration Units (ug/L or mg/kg dry weight): ug/L

CAS No.	Analyte	Concentration	C	Q	M
7429-90-5	Aluminum	66.0	U		P
7440-36-0	Antimony	9.3	U		P
7440-38-2	Arsenic	4.3	U		P
7440-39-3	Barium	125	~~B~~ J		P
7440-41-7	Beryllium	0.26	U		P
7440-43-9	Cadmium	0.89	U		P
7440-70-2	Calcium	114000			P
7440-47-3	Chromium	0.64	U		P
7440-48-4	Cobalt	0.67	U		P
7440-50-8	Copper	3.6	U		P
7439-89-6	Iron	31.0	U		P
7439-92-1	Lead	4.2	U		P
7439-95-4	Magnesium	28100			P
7439-96-5	Manganese	585			P
7439-97-6	Mercury	0.028	U		CV
7440-02-0	Nickel	1.2	~~B~~ J		P
7440-09-7	Potassium	6840			P
7782-49-2	Selenium	12.0	U		P
7440-22-4	Silver	6.9	U		P
7440-23-5	Sodium	32700			P
7440-28-0	Thallium	6.2	U		P
7440-62-2	Vanadium	1.1	U		P
7440-66-6	Zinc	4.9	U		P

EL
12/12/12

Comments:

U.S. EPA - CLP

1

EPA SAMPLE NO.

INORGANIC ANALYSIS DATA SHEET

BW-07

Lab Name: Spectrum Analytical, Inc. Contract: 209280

Lab Code: MITKEM Case No.: SAS No.: SDG No.: SL2359

Matrix (soil/water): WATER Lab Sample ID: L2359-01

Level (low/med): MED Date Received: 11/07/2012

% Solids: 0.0

Concentration Units (ug/L or mg/kg dry weight): ug/L

CAS No.	Analyte	Concentration	C	Q	M
7429-90-5	Aluminum	66.0	U		P
7440-36-0	Antimony	9.3	U		P
7440-38-2	Arsenic	4.3	U		P
7440-39-3	Barium	65.6	~~B~~	J	P
7440-41-7	Beryllium	0.26	U		P
7440-43-9	Cadmium	0.89	U		P
7440-70-2	Calcium	25100			P
7440-47-3	Chromium	15.9	~~B~~	J	P
7440-48-4	Cobalt	0.75	~~B~~	J	P
7440-50-8	Copper	5.7	~~B~~	J	P
7439-89-6	Iron	7270			P
7439-92-1	Lead	4.2	U		P
7439-95-4	Magnesium	7250			P
7439-96-5	Manganese	76.7			P
7439-97-6	Mercury	0.028	U		CV
7440-02-0	Nickel	0.85	U		P
7440-09-7	Potassium	12100			P
7782-49-2	Selenium	12.0	U		P
7440-22-4	Silver	6.9	U		P
7440-23-5	Sodium	1030000			P
7440-28-0	Thallium	6.2	U		P
7440-62-2	Vanadium	1.1	U		P
7440-66-6	Zinc	13.5	~~B~~	J	P

EL
12/12/12

Comments:

U.S. EPA - CLP

1

EPA SAMPLE NO.

INORGANIC ANALYSIS DATA SHEET

BW-08

Lab Name: Spectrum Analytical, Inc. Contract: 209280

Lab Code: MITKEM Case No.: SAS No.: SDG No.: SL2359

Matrix (soil/water): WATER Lab Sample ID: L2359-02

Level (low/med): MED Date Received: 11/07/2012

% Solids: 0.0

Concentration Units (ug/L or mg/kg dry weight): ug/L

CAS No.	Analyte	Concentration	C	Q	M
7429-90-5	Aluminum	254			P
7440-36-0	Antimony	11.7	~~B~~	J	P
7440-38-2	Arsenic	4.3	U		P
7440-39-3	Barium	182	~~B~~	J	P
7440-41-7	Beryllium	0.26	U		P
7440-43-9	Cadmium	0.89	U		P
7440-70-2	Calcium	486000			P
7440-47-3	Chromium	0.64	U		P
7440-48-4	Cobalt	1.3	~~B~~	J	P
7440-50-8	Copper	4.6	~~B~~	J	P
7439-89-6	Iron	4980			P
7439-92-1	Lead	4.2	U		P
7439-95-4	Magnesium	154000			P
7439-96-5	Manganese	128			P
7439-97-6	Mercury	0.028	U		CV
7440-02-0	Nickel	5.4	~~B~~	J	P
7440-09-7	Potassium	42800			P
7782-49-2	Selenium	12.0	U		P
7440-22-4	Silver	6.9	U		P
7440-23-5	Sodium	46800			P
7440-28-0	Thallium	6.2	U		P
7440-62-2	Vanadium	1.1	U		P
7440-66-6	Zinc	9.8	~~B~~	J	P

EL
12/12/12

Comments:

U.S. EPA - CLP

1

EPA SAMPLE NO.

INORGANIC ANALYSIS DATA SHEET

FIELD BLANK

Lab Name: Spectrum Analytical, Inc. Contract: 209280

Lab Code: MITKEM Case No.: SAS No.: SDG No.: SL2359

Matrix (soil/water): WATER Lab Sample ID: L2359-05

Level (low/med): MED Date Received: 11/07/2012

% Solids: 0.0

Concentration Units (ug/L or mg/kg dry weight): ug/L

CAS No.	Analyte	Concentration	C	Q	M
7429-90-5	Aluminum	66.0	U		P
7440-36-0	Antimony	9.3	U		P
7440-38-2	Arsenic	4.3	U		P
7440-39-3	Barium	1.1	U		P
7440-41-7	Beryllium	0.26	U		P
7440-43-9	Cadmium	0.89	U		P
7440-70-2	Calcium	110	U		P
7440-47-3	Chromium	0.64	U		P
7440-48-4	Cobalt	0.67	U		P
7440-50-8	Copper	3.6	U		P
7439-89-6	Iron	31.0	U		P
7439-92-1	Lead	4.2	U		P
7439-95-4	Magnesium	76.0	U		P
7439-96-5	Manganese	10.0	U		P
7439-97-6	Mercury	0.028	U		CV
7440-02-0	Nickel	0.85	U		P
7440-09-7	Potassium	160	~~B~~	U	P
7782-49-2	Selenium	12.0	U		P
7440-22-4	Silver	6.9	U		P
7440-23-5	Sodium	738	~~B~~	J	P
7440-28-0	Thallium	6.2	U		P
7440-62-2	Vanadium	1.1	U		P
7440-66-6	Zinc	4.9	U		P

EL
12/12/12

Comments:

Data Usability Summary Report (DUSR)

690 Saint Paul St
Labella Project #209280

Spectrum Analytical, Inc., North Kingstown, RI
Sample Delivery Group #M0065
March 13, 2013

Prepared by:
Ethan Lee
LaBella Associates, P.C.
300 State St
Rochester, NY 14614

Received By
LaBella Associates, P.C.
MAR 14 2013
Client:
Proj.#:

Analytical results for the project samples were reviewed to evaluate the data usability. Data was assessed in accordance with guidance from the following Federal and/or State guidance documents:

- USEPA National Functional Guidelines for Organic Data Review (EPA 540/R-99/008) and/or USEPA National Functional Guidelines for Low Concentration Organic Data Review (EPA 540-R-04-004).
- USEPA National Functional Guidelines for Inorganic Data Review (EPA 540/R-04-004).

And method protocol criteria were applicable as prescribed by "Test Methods for Evaluating Solid Waste", SW846, Update III, 1996.

This DUSR pertains to the following samples:

Sample ID	Lab ID	Matrix	Sample Date	Analysis Performed				
				VOC[1]	SVOC[2]	Pest.[3]	PCB[4]	Metals[5]/ Mercury[6]
BW-02	M0065-01	AQ	1/15/13	X	X			X
TRIP BLANK	M0065-02	AQ	1/15/13	X				
MW-05	M0065-03	AQ	1/18/13	X	X	X	X	X
FIELD BLANK	M0065-04	AQ	1/18/13	X	X			
TRIP BLANK 1/23/13	M0065-05	AQ	1/18/13	X				

(1) VOC analyses were performed using USEPA Method SW846 8260B.
(2) SVOC analyses were performed using USEPA Method SW846 8270C.
(3) Pesticide analyses were performed using USEPA Method SW846 8081B.
(4) PCB analyses were performed using USEPA Method SW846 8082A.
(5) TAL Metals analyses were performed using USEPA Method SW846 6010B.
(6) Aqueous Mercury analyses were performed using USEPA Method SW846 7470A.

The following items/criteria applicable to the analysis of project samples and associated QA/QC procedures were reviewed:

- Sample Data Reporting Format
- Preservation and Holding Time Compliance
- GC/MS Instrument Performance Check
- Initial Calibration Verification (ICV)
- Continuing Calibration Verification (CCV)
- Blank Sample Analysis
- System Monitoring/Surrogate Compound Recoveries
- Laboratory Control Sample (LCS) Recoveries
- Matrix Spike/Matrix Spike Duplicate (MS/MSD) Recoveries
- Internal Standards
- Target Compound Identification

- Compound Quantitation
- Data Qualifiers
- Summary

Volatile Organic Compounds (VOCs)

Sample Data Reporting Format

The sample data are presented using USEPA Contract Laboratory Protocol (CLP) format. The data package has been reviewed for completeness and found to contain each required sample result and associated QA/QC report form. The reporting format is complete and compliant with the objectives of the project. No qualification of the data is recommended.

Preservation and Holding Time Compliance

Maximum allowable holding times for each parameter were measured from the time of sample collection to the time of sample preparation or analysis for each project sample. All project samples were found to be properly preserved or analyzed within the USEPA recommended maximum holding time, without exception. No qualification of the data is recommended.

Gas Chromatography/Mass Spectrometry (GC/MS) Instrument Performance Check

GC/MS instrument performance checks for the instruments used in the analysis of project samples fell within method specific criteria without exception. No qualification of the data is recommended.

Initial Calibration Verification (ICV)

Initial calibration checks for the instruments used in the analysis of project samples fell within the method specific criteria without exception. No qualification of the data is recommended.

Continuing Calibration Verification (CCV)

Continuing calibration checks for the instruments used in the analysis of project samples fell within the method specific criteria without exception. No qualification of the data is recommended.

Blank Sample Analysis

In accordance with cited USEPA guidelines, positive sample results should be reported unless the concentration of the compound in the project sample is less than or equal to 10 times (10X) the amount in any blank for the common laboratory contaminants (methylene chloride, acetone, 2-butanone, cyclohexane), or 5 times (5X) the amount for other target compounds.

Target compounds were not identified in associated blank samples at a concentration above the MDL for organic parameter analyses, with the following exceptions:

Blank	Target Analyte(s)	Conc.	Flag sample results with a "U" if ≤ this value	Affected Sample(s)
FIELD BLANK	Methylene Chloride	5.3 ug/L	53 ug/L	BW-02 MW-05

System Monitoring/Surrogate Compound Recoveries

System monitoring/surrogate compound recoveries were within the laboratory specific criteria for the analysis of the project samples without exception. No qualification of the data is recommended.

Laboratory Control Sample (LCS) and Matrix Spike/Matrix Spike Duplicate (MS/MSD) Recoveries

LCS and MS/MSD recoveries were within the method specific criteria without exception. No qualification of the data is recommended.

Internal Standards (IS)

The calculated response of each IS compound fell within the QA/QC criteria without exception. No qualification of the data is recommended.

Compound Quantitation

Compound quantitation is performed to ensure that reported quantitation results are accurate. No qualification of the data is recommended.

Data Qualifiers

Data qualifiers were assigned by the laboratory to the reported results to identify target analytes detected below the reporting limit (RL) but above the method detection limit (MDL), and/or when target analytes were detected in the associated method/preparation blank sample. Based on a spot check of the data qualifiers used, these flags appeared to be applied to the reported results in accordance with USEPA guidance. The "J" qualifier, which indicates an estimated value because the result was between the RL and MDL, was carried forward.

Semivolatile Organic Compounds (SVOCs)

Sample Data Reporting Format

The sample data are presented using USEPA Contract Laboratory Protocol (CLP) format. The data package has been reviewed for completeness and found to contain each required sample result and associated QA/QC report form. The reporting format is complete and compliant with the objectives of the project. No qualification of the data is recommended.

Preservation and Holding Time Compliance

Maximum allowable holding times for each parameter were measured from the time of sample collection to the time of sample preparation or analysis for each project sample. All project samples were found to be properly preserved or analyzed within the USEPA recommended maximum holding time, without exception. No qualification of the data is recommended.

Gas Chromatography/Mass Spectrometry (GC/MS) Instrument Performance Check

GC/MS instrument performance checks for the instruments used in the analysis of project samples fell within method specific criteria without exception. No qualification of the data is recommended.

Initial Calibration Verification (ICV)

Initial calibration checks for the instruments used in the analysis of project samples fell within the method specific criteria with the following exceptions.

Inst.	Date/ Time	Target Analyte(s)	%RSD	RRF	Corrective Action	Affected Sample(s)
S6	1/17/13 12:25	2,4-Dimethylphenol	21.3	0.32	Action #1	BW-02 MW-05 FIELD BLANK

Action #1: Positive results are qualified "J", estimated and nondetected analytes as "UJ", estimated detection limit.

Continuing Calibration Verification (CCV)

Continuing calibration checks for the instruments used in the analysis of project samples fell within the method specific criteria, with the following exceptions:

Inst.	Date/ Time	Target Analyte(s)	%D	RRF	Corrective Action	Affected Sample(s)
S6	1/23/13 12:23	2,4-Dimethylphenol	26.5	0.41	Action #1	BW-02
S6	1/24/13 15:00	Pentachlorophenol	-44.3	0.11	Action #1	MW-05 FIELD BLANK

Action #1: Positive results are qualified "J", estimated and nondetected analytes as "UJ", estimated detection limit.

Blank Sample Analysis

In accordance with cited USEPA guidelines, positive sample results should be reported unless the concentration of the compound in the project sample is less than or equal to 5 times (5X) the amount in any blank.

Target compounds were not identified in associated blank samples at a concentration above the MDL for organic parameter analyses without exception. No qualification of the data is recommended.

System Monitoring/Surrogate Compound Recoveries

System monitoring/surrogate compound recoveries were within the laboratory specific criteria for the analysis of the project samples, with the following exceptions:

Surrogate		Criteria (%)
Nitrobenzene-d5	S01	40-110
2-Fluorobiphenyl	S02	50-110
Terphenyl-d14	S03	50-135
Phenol-d5	S04	10-115
2-Fluorophenol	S05	20-110
2,4,6-Tribromophenol	S06	40-125

Project Sample ID	S01	S02	S03	S04	S05	S06	Positive Results	Non Detect (ND)
	%R	%R	%R	%R	%R	%R		
BW-02	84	81	**46**	20	31	90	J	UJ

If the surrogate percent recovery is greater than the upper acceptance limit, associated target analyte positive results are qualified "J", estimated and nondetected analytes should not be qualified. If the surrogate percent recovery is less than the lower acceptance limit, associated target analyte positive results are qualified "J", estimated and nondetected analytes are qualified "UJ", estimated detection limit. All SVOC target analytes in the identified project samples should be qualified as noted above.

Laboratory Control Sample (LCS) and Matrix Spike/Matrix Spike Duplicate (MS/MSD) Recoveries

LCS recoveries were within the method specific criteria without exception. No qualification of the data is recommended.

MS/MSD recovery data alone cannot be used to evaluate precision or accuracy of individual samples. Although the associated MS and MSD samples had SVOC compounds with percent recoveries outside of the method specific criteria, due to the LCS recoveries being within the criteria, no qualification of the data is recommended.

Internal Standards (IS)

The calculated response of each IS compound fell within the QA/QC criteria without exception. No qualification of the data is recommended.

Compound Quantitation

Compound quantitation is performed to ensure that reported quantitation results are accurate. No qualification of the data is recommended.

Data Qualifiers

Data qualifiers were assigned by the laboratory to the reported results to identify target analytes detected below the reporting limit (RL) but above the method detection limit (MDL), and/or when target analytes were detected in the associated method/preparation blank sample. Based on a spot check of the data qualifiers used, these flags appeared to be applied to the reported results in accordance with USEPA guidance. The "J" qualifier, which indicates an estimated value because the result was between the RL and MDL, was carried forward.

Pesticides

Preservation and Holding Time Compliance

Maximum allowable holding times for each parameter were measured from the time of sample collection to the time of sample preparation or analysis for each project sample. All project

samples were found to be properly preserved or analyzed within the USEPA recommended maximum holding time without exception. No qualification of the data is recommended.

Gas Chromatography/Mass Spectrometry (GC/MS) Instrument Performance Check

GC/MS instrument performance checks for the instruments used in the analysis of project samples fell within method specific criteria without exception. No qualification of the data is recommended.

Initial Calibration Verification (ICV)

Initial calibration checks for the instruments used in the analysis of project samples fell within the method specific criteria without exception. No qualification of the data is recommended.

Continuing Calibration Verification (CCV)

The mid-point calibration INDC3RM run on 1/25/13 at 14:21 had %Ds outside the method specified limits for Heptachlor epoxide, Endosulfan I, 4,4'-DDE, Endrin, Endosulfan II, 4,4'-DDT, Methoxychlor, alpha-Chlordane, and gamma-Chlordane in Column 1 only. Because all results were nondetect and were reported from Column 2, no qualification of the data is recommended.

Blank Sample Analysis

In accordance with cited USEPA guidelines, positive sample results should be reported unless the concentration of the compound in the project sample is less than or equal the amount in any blank. Target compounds were not identified in associated blank samples at a concentration above the MDL without exception. No qualification of the data is recommended.

System Monitoring/Surrogate Compound Recoveries

System monitoring/surrogate compound recoveries were within the laboratory specific criteria for the analysis of the project samples without exception. No qualification of the data is recommended.

Laboratory Control Sample (LCS) Recoveries

LCS recoveries were within the method specific criteria without exception. No qualification of the data is recommended.

Target Compound Identification

Target compounds that were detected in the project samples were detected in both GC columns at comparable concentrations (within 25%) that ensures no interfering analytes are present without exception. No qualification of the data is recommended.

Compound Quantitation

Compound quantitation is performed to ensure that reported quantitation results are accurate. No qualification of the data is recommended.

PCBs

Preservation and Holding Time Compliance

Maximum allowable holding times for each parameter were measured from the time of sample collection to the time of sample preparation or analysis for each project sample. All project samples were found to be properly preserved or analyzed within the USEPA recommended maximum holding time without exception. No qualification of the data is recommended.

Gas Chromatography/Mass Spectrometry (GC/MS) Instrument Performance Check

GC/MS instrument performance checks for the instruments used in the analysis of project samples fell within method specific criteria without exception. No qualification of the data is recommended.

Initial Calibration Verification (ICV)

Initial calibration checks for the instruments used in the analysis of project samples fell within the method specific criteria without exception. No qualification of the data is recommended.

Continuing Calibration Verification (CCV)

Continuing calibration checks for the instruments used in the analysis of project samples fell within the method specific criteria without exception. No qualification of the data is recommended.

Blank Sample Analysis

In accordance with cited USEPA guidelines, positive sample results should be reported unless the concentration of the compound in the project sample is less than or equal the amount in any blank. Target compounds were not identified in associated blank samples at a concentration above the MDL without exception. No qualification of the data is recommended.

System Monitoring/Surrogate Compound Recoveries

System monitoring/surrogate compound recoveries were within the laboratory specific criteria for the analysis of the project samples without exception. No qualification of the data is recommended.

Laboratory Control Sample (LCS) Recoveries

LCS recoveries were within the method specific criteria without exception. No qualification of the data is recommended.

Target Compound Identification

Target compounds that were detected in the project samples were detected in both GC columns at comparable concentrations, ensuring no interfering analytes are present. No qualification of the data is recommended.

Compound Quantitation

Compound quantitation is performed to ensure that reported quantitation results are accurate. Compounds were quantitated correctly without exception.

Metals

Preservation and Holding Time Compliance

Maximum allowable holding times for each parameter were measured from the time of sample collection to the time of sample preparation or analysis for each project sample. All project samples were found to be properly preserved or analyzed within the USEPA recommended maximum holding time without exception. No qualification of the data is recommended.

Initial Calibration Verification (ICV)

Initial calibration checks for the instruments used in the analysis of project samples fell within the method specific criteria without exception. No qualification of the data is recommended.

Continuing Calibration Verification (CCV)

Continuing calibration checks for the instruments used in the analysis of project samples fell within the method specific criteria without exception. No qualification of the data is recommended.

Blank Sample Analysis

In accordance with cited USEPA guidelines, positive sample results should be reported unless the concentration of the compound in the project sample is less than or equal to 5 times (5X) the amount in the associated blank sample.

Target compounds were not identified in associated blank samples at a concentration above the MDL for metals analyses, with the following exceptions:

Blank	Target Analyte(s)	Conc.	Flag sample results with a "U" if ≤ this value	Affected Sample(s)
MB-70252	Potassium Sodium	171 ug/L 72.5 ug/L	855 ug/L 363 ug/L	MW-05

Note: Preparation Blank associated samples include all samples analyzed within the sample analytical batch.

Interference Check Sample Analysis

The interference check sample solution percent recoveries (%Rs) fell within the method required control limits without exception. No qualification of the data is recommended.

Laboratory Control Sample (LCS) Analysis

The LCS %Rs fell within the method required control limits without exception. No qualification of the data is recommended.

Matrix Spike/Matrix Spike Duplicate (MS/MSD) Analysis

The MS/MSD %Rs fell within the method required control limits (75-125%) without exception. No qualification of the data is recommended.

Laboratory Duplicate Analysis

The laboratory duplicate percent differences (%Ds) fell within the method required control limits without exception. No qualification of the data is recommended.

ICP Serial Dilution Analysis

The ICP Serial Dilution %Ds fell within the method required control limits, with the following exceptions:

ICP Serial Dilution ID	Compound	%D	Corrective Action	Affected Samples
BW-02	Potassium	14	Action #1	BW-02
MW-05	Potassium	13	Action #1	MW-05

Action #1: Positive results were qualified as "J", estimated and nondetected results were qualified as "UJ", estimated detection limit.

Compound Quantitation

Compound quantitation is performed to ensure that reported quantitation results are accurate. Compounds were quantitated correctly without exception.

Data Qualifiers

Data qualifiers were assigned by the laboratory to the reported results to identify target analytes detected below the reporting limit (RL) but above the method detection limit (MDL), and/or when target analytes were detected in the associated method/preparation blank sample. Based on a spot check of the data qualifiers used, these flags appeared to be applied to the reported results in accordance with USEPA guidance. The "B" qualifier, which indicates an estimated value because the result was between the RL and MDL, was changed to a "J" qualifier by the data reviewer.

Summary

The results presented in each report were found to be compliant with the data quality objectives for the project and usable. Based on our review, the usability of the data is 100%, with the few exceptions noted above.

1A - FORM I VOA-1

VOLATILE ORGANICS ANALYSIS DATA SHEET

EPA SAMPLE NO.

BW-02

Lab Name: SPECTRUM ANALYTICAL, INC. Contract:

Lab Code: MITKEM Case No.: M0065 Mod. Ref No.: SDG No.: SM0065

Matrix: (SOIL/SED/WATER) WATER Lab Sample ID: M0065-01A

Sample wt/vol: 5.00 (g/mL) ML Lab File ID: V1M0440.D

Level: (TRACE/LOW/MED) LOW Date Received: 01/18/2013

% Moisture: not dec. Date Analyzed: 01/21/2013

GC Column: DB-624 ID: 0.25 (mm) Dilution Factor: 1.0

Soil Extract Volume: (uL) Soil Aliquot Volume: (uL)

Purge Volume: 5.0 (mL)

CAS NO.	COMPOUND	CONCENTRATION UNITS: (ug/L or ug/Kg) UG/L	Q
74-87-3	Chloromethane	5.0	U
75-01-4	Vinyl chloride	5.0	U
74-83-9	Bromomethane	5.0	U
75-00-3	Chloroethane	6.2	
75-69-4	Trichlorofluoromethane	5.0	U
75-35-4	1,1-Dichloroethene	5.0	U
67-64-1	Acetone	5.0	U
75-15-0	Carbon disulfide	5.0	U
75-09-2	Methylene chloride	5.0	U
156-60-5	trans-1,2-Dichloroethene	5.0	U
1634-04-4	Methyl tert-butyl ether	5.0	U
75-34-3	1,1-Dichloroethane	2.0	J
108-05-4	Vinyl acetate	5.0	U
78-93-3	2-Butanone	5.0	U
156-59-2	cis-1,2-Dichloroethene	0.63	J
67-66-3	Chloroform	5.0	U
71-55-6	1,1,1-Trichloroethane	5.0	U
56-23-5	Carbon tetrachloride	5.0	U
107-06-2	1,2-Dichloroethane	5.0	U
71-43-2	Benzene	1.6	J
79-01-6	Trichloroethene	5.0	U
78-87-5	1,2-Dichloropropane	5.0	U
75-27-4	Bromodichloromethane	5.0	U
10061-01-5	cis-1,3-Dichloropropene	5.0	U
108-10-1	4-Methyl-2-pentanone	5.0	U
108-88-3	Toluene	5.0	U
10061-02-6	trans-1,3-Dichloropropene	5.0	U
79-00-5	1,1,2-Trichloroethane	5.0	U
127-18-4	Tetrachloroethene	5.0	U
591-78-6	2-Hexanone	5.0	U
124-48-1	Dibromochloromethane	5.0	U
108-90-7	Chlorobenzene	5.0	U
100-41-4	Ethylbenzene	0.97	J
179601-23-1	m,p-Xylene	45	
95-47-6	o-Xylene	5.0	U

EL 3/13/13

1B - FORM I VOA-2

VOLATILE ORGANICS ANALYSIS DATA SHEET

EPA SAMPLE NO.

BW-02

Lab Name: SPECTRUM ANALYTICAL, INC. Contract:

Lab Code: MITKEM Case No.: M0065 Mod. Ref No.: SDG No.: SM0065

Matrix: (SOIL/SED/WATER) WATER Lab Sample ID: M0065-01A

Sample wt/vol: 5.00 (g/mL) ML Lab File ID: V1M0440.D

Level: (TRACE/LOW/MED) LOW Date Received: 01/18/2013

% Moisture: not dec. Date Analyzed: 01/21/2013

GC Column: DB-624 ID: 0.25 (mm) Dilution Factor: 1.0

Soil Extract Volume: (uL) Soil Aliquot Volume: (uL)

Purge Volume: 5.0 (mL)

CAS NO.	COMPOUND	CONCENTRATION UNITS: (ug/L or ug/Kg) UG/L	Q
1330-20-7	Xylene (Total)	45	
100-42-5	Styrene	5.0	U
75-25-2	Bromoform	5.0	U
98-82-8	Isopropylbenzene	3.2	J
79-34-5	1,1,2,2-Tetrachloroethane	5.0	U
103-65-1	n-Propylbenzene	0.88	J
108-67-8	1,3,5-Trimethylbenzene	0.68	J
98-06-6	tert-Butylbenzene	0.54	J
95-63-6	1,2,4-Trimethylbenzene	3.5	J
135-98-8	sec-Butylbenzene	0.74	J
99-87-6	4-Isopropyltoluene	5.0	U
541-73-1	1,3-Dichlorobenzene	5.0	U
106-46-7	1,4-Dichlorobenzene	5.0	U
104-51-8	n-Butylbenzene	5.0	U
95-50-1	1,2-Dichlorobenzene	5.0	U
91-20-3	Naphthalene	1.8	J
110-75-8	2-Chloroethyl vinyl ether	5.0	U

EL
3/13/13

1J - FORM I VOA-TIC

VOLATILE ORGANICS ANALYSIS DATA SHEET

TENTATIVELY IDENTIFIED COMPOUNDS

EPA SAMPLE NO.

BW-02

Lab Name: SPECTRUM ANALYTICAL, INC. Contract:

Lab Code: MITKEM Case No.: M0065 Mod. Ref No.: SDG No.: SM0065

Matrix: (SOIL/SED/WATER) WATER Lab Sample ID: M0065-01A

Sample wt/vol: 5.00 (g/mL) ML Lab File ID: V1M0440.D

Level: (TRACE or LOW/MED) LOW Date Received: 01/18/2013

% Moisture: not dec. Date Analyzed: 01/21/2013

GC Column: DB-624 ID: 0.25 (mm) Dilution Factor: 1.0

Soil Extract Volume: (uL) Soil Aliquot Volume: (uL)

CONCENTRATION UNITS: (ug/L or ug/Kg) UG/L Purge Volume: 5.0 (mL)

	CAS NUMBER	COMPOUND NAME	RT	EST. CONC.	Q
01	590-66-9	Cyclohexane, 1,1-dimethyl-	6.190	7.1	NJ
02	6876-23-9	Cyclohexane, 1,2-dimethyl-,	6.368	12	NJ
03	526-73-8	Benzene, 1,2,3-trimethyl-	10.140	9.1	NJ
04	934-74-7	Benzene, 1-ethyl-3,5-dimethy	10.928	5.4	NJ
05	874-35-1	1H-Indene, 2,3-dihydro-5-met	11.608	8.6	NJ

[1]EPA-designated Registry Number.

EL
3/13/13

1A - FORM I VOA-1

VOLATILE ORGANICS ANALYSIS DATA SHEET

EPA SAMPLE NO.

TRIP BLANK

Lab Name: SPECTRUM ANALYTICAL, INC. Contract:

Lab Code: MITKEM Case No.: M0065 Mod. Ref No.: SDG No.: SM0065

Matrix: (SOIL/SED/WATER) WATER Lab Sample ID: M0065-02A

Sample wt/vol: 5.00 (g/mL) ML Lab File ID: V1M0435A.D

Level: (TRACE/LOW/MED) LOW Date Received: 01/18/2013

% Moisture: not dec. Date Analyzed: 01/21/2013

GC Column: DB-624 ID: 0.25 (mm) Dilution Factor: 1.0

Soil Extract Volume: (uL) Soil Aliquot Volume: (uL)

Purge Volume: 5.0 (mL)

CAS NO.	COMPOUND	CONCENTRATION UNITS: (ug/L or ug/Kg) UG/L	Q
74-87-3	Chloromethane	5.0	U
75-01-4	Vinyl chloride	5.0	U
74-83-9	Bromomethane	5.0	U
75-00-3	Chloroethane	5.0	U
75-69-4	Trichlorofluoromethane	5.0	U
75-35-4	1,1-Dichloroethene	5.0	U
67-64-1	Acetone	5.0	U
75-15-0	Carbon disulfide	5.0	U
75-09-2	Methylene chloride	5.0	U
156-60-5	trans-1,2-Dichloroethene	5.0	U
1634-04-4	Methyl tert-butyl ether	5.0	U
75-34-3	1,1-Dichloroethane	5.0	U
108-05-4	Vinyl acetate	5.0	U
78-93-3	2-Butanone	5.0	U
156-59-2	cis-1,2-Dichloroethene	5.0	U
67-66-3	Chloroform	5.0	U
71-55-6	1,1,1-Trichloroethane	5.0	U
56-23-5	Carbon tetrachloride	5.0	U
107-06-2	1,2-Dichloroethane	5.0	U
71-43-2	Benzene	5.0	U
79-01-6	Trichloroethene	5.0	U
78-87-5	1,2-Dichloropropane	5.0	U
75-27-4	Bromodichloromethane	5.0	U
10061-01-5	cis-1,3-Dichloropropene	5.0	U
108-10-1	4-Methyl-2-pentanone	5.0	U
108-88-3	Toluene	5.0	U
10061-02-6	trans-1,3-Dichloropropene	5.0	U
79-00-5	1,1,2-Trichloroethane	5.0	U
127-18-4	Tetrachloroethene	5.0	U
591-78-6	2-Hexanone	5.0	U
124-48-1	Dibromochloromethane	5.0	U
108-90-7	Chlorobenzene	5.0	U
100-41-4	Ethylbenzene	5.0	U
179601-23-1	m,p-Xylene	5.0	U
95-47-6	o-Xylene	5.0	U

EL
3/13/13

1B - FORM I VOA-2

VOLATILE ORGANICS ANALYSIS DATA SHEET

EPA SAMPLE NO.

TRIP BLANK

Lab Name: SPECTRUM ANALYTICAL, INC. Contract:

Lab Code: MITKEM Case No.: M0065 Mod. Ref No.: SDG No.: SM0065

Matrix: (SOIL/SED/WATER) WATER Lab Sample ID: M0065-02A

Sample wt/vol: 5.00 (g/mL) ML Lab File ID: V1M0435A.D

Level: (TRACE/LOW/MED) LOW Date Received: 01/18/2013

% Moisture: not dec. Date Analyzed: 01/21/2013

GC Column: DB-624 ID: 0.25 (mm) Dilution Factor: 1.0

Soil Extract Volume: (uL) Soil Aliquot Volume: (uL)

Purge Volume: 5.0 (mL)

CAS NO.	COMPOUND	CONCENTRATION UNITS: (ug/L or ug/Kg) UG/L	Q
1330-20-7	Xylene (Total)	5.0	U
100-42-5	Styrene	5.0	U
75-25-2	Bromoform	5.0	U
98-82-8	Isopropylbenzene	5.0	U
79-34-5	1,1,2,2-Tetrachloroethane	5.0	U
103-65-1	n-Propylbenzene	5.0	U
108-67-8	1,3,5-Trimethylbenzene	5.0	U
98-06-6	tert-Butylbenzene	5.0	U
95-63-6	1,2,4-Trimethylbenzene	5.0	U
135-98-8	sec-Butylbenzene	5.0	U
99-87-6	4-Isopropyltoluene	5.0	U
541-73-1	1,3-Dichlorobenzene	5.0	U
106-46-7	1,4-Dichlorobenzene	5.0	U
104-51-8	n-Butylbenzene	5.0	U
95-50-1	1,2-Dichlorobenzene	5.0	U
91-20-3	Naphthalene	5.0	U
110-75-8	2-Chloroethyl vinyl ether	5.0	U

EL
3/13/13

1J - FORM I VOA-TIC

VOLATILE ORGANICS ANALYSIS DATA SHEET

TENTATIVELY IDENTIFIED COMPOUNDS

EPA SAMPLE NO.

TRIP BLANK

Lab Name: SPECTRUM ANALYTICAL, INC. Contract:

Lab Code: MITKEM Case No.: M0065 Mod. Ref No.: SDG No.: SM0065

Matrix: (SOIL/SED/WATER) WATER Lab Sample ID: M0065-02A

Sample wt/vol: 5.00 (g/mL) ML Lab File ID: V1M0435A.D

Level: (TRACE or LOW/MED) LOW Date Received: 01/18/2013

% Moisture: not dec. Date Analyzed: 01/21/2013

GC Column: DB-624 ID: 0.25 (mm) Dilution Factor: 1.0

Soil Extract Volume: (uL) Soil Aliquot Volume: (uL)

CONCENTRATION UNITS: (ug/L or ug/Kg) UG/L Purge Volume: 5.0 (mL)

CAS NUMBER	COMPOUND NAME	RT	EST. CONC.	Q

[1]EPA-designated Registry Number.

EL
3/13/13

1A - FORM I VOA-1

VOLATILE ORGANICS ANALYSIS DATA SHEET

EPA SAMPLE NO.

MW-05

Lab Name: SPECTRUM ANALYTICAL, INC. Contract:

Lab Code: MITKEM Case No.: M0065 Mod. Ref No.: SDG No.: SM0065

Matrix: (SOIL/SED/WATER) WATER Lab Sample ID: M0065-03A

Sample wt/vol: 5.00 (g/mL) ML Lab File ID: V1M0537.D

Level: (TRACE/LOW/MED) LOW Date Received: 01/23/2013

% Moisture: not dec. Date Analyzed: 01/24/2013

GC Column: DB-624 ID: 0.25 (mm) Dilution Factor: 1.0

Soil Extract Volume: (uL) Soil Aliquot Volume: (uL)

Purge Volume: 5.0 (mL)

CAS NO.	COMPOUND	CONCENTRATION UNITS: (ug/L or ug/Kg) UG/L	Q
74-87-3	Chloromethane	5.0	U
75-01-4	Vinyl chloride	5.0	U
74-83-9	Bromomethane	5.0	U
75-00-3	Chloroethane	5.0	U
75-69-4	Trichlorofluoromethane	5.0	U
75-35-4	1,1-Dichloroethene	5.0	U
67-64-1	Acetone	5.0	U
75-15-0	Carbon disulfide	5.0	U
75-09-2	Methylene chloride	5.0	U
156-60-5	trans-1,2-Dichloroethene	5.0	U
1634-04-4	Methyl tert-butyl ether	5.0	U
75-34-3	1,1-Dichloroethane	5.0	U
108-05-4	Vinyl acetate	5.0	U
78-93-3	2-Butanone	5.0	U
156-59-2	cis-1,2-Dichloroethene	5.0	U
67-66-3	Chloroform	5.0	U
71-55-6	1,1,1-Trichloroethane	5.0	U
56-23-5	Carbon tetrachloride	5.0	U
107-06-2	1,2-Dichloroethane	5.0	U
71-43-2	Benzene	5.0	U
79-01-6	Trichloroethene	5.0	U
78-87-5	1,2-Dichloropropane	5.0	U
75-27-4	Bromodichloromethane	5.0	U
10061-01-5	cis-1,3-Dichloropropene	5.0	U
108-10-1	4-Methyl-2-pentanone	5.0	U
108-88-3	Toluene	5.0	U
10061-02-6	trans-1,3-Dichloropropene	5.0	U
79-00-5	1,1,2-Trichloroethane	5.0	U
127-18-4	Tetrachloroethene	5.0	U
591-78-6	2-Hexanone	5.0	U
124-48-1	Dibromochloromethane	5.0	U
108-90-7	Chlorobenzene	5.0	U
100-41-4	Ethylbenzene	5.0	U
179601-23-1	m,p-Xylene	5.0	U
95-47-6	o-Xylene	5.0	U

EL 3/13/13

1B - FORM I VOA-2

VOLATILE ORGANICS ANALYSIS DATA SHEET

EPA SAMPLE NO.

MW-05

Lab Name: SPECTRUM ANALYTICAL, INC. Contract:

Lab Code: MITKEM Case No.: M0065 Mod. Ref No.: SDG No.: SM0065

Matrix: (SOIL/SED/WATER) WATER Lab Sample ID: M0065-03A

Sample wt/vol: 5.00 (g/mL) ML Lab File ID: V1M0537.D

Level: (TRACE/LOW/MED) LOW Date Received: 01/23/2013

% Moisture: not dec. Date Analyzed: 01/24/2013

GC Column: DB-624 ID: 0.25 (mm) Dilution Factor: 1.0

Soil Extract Volume: (uL) Soil Aliquot Volume: (uL)

Purge Volume: 5.0 (mL)

CAS NO.	COMPOUND	CONCENTRATION UNITS: (ug/L or ug/Kg) UG/L	Q
1330-20-7	Xylene (Total)	5.0	U
100-42-5	Styrene	5.0	U
75-25-2	Bromoform	5.0	U
98-82-8	Isopropylbenzene	5.0	U
79-34-5	1,1,2,2-Tetrachloroethane	5.0	U
103-65-1	n-Propylbenzene	5.0	U
108-67-8	1,3,5-Trimethylbenzene	5.0	U
98-06-6	tert-Butylbenzene	5.0	U
95-63-6	1,2,4-Trimethylbenzene	5.0	U
135-98-8	sec-Butylbenzene	5.0	U
99-87-6	4-Isopropyltoluene	5.0	U
541-73-1	1,3-Dichlorobenzene	5.0	U
106-46-7	1,4-Dichlorobenzene	5.0	U
104-51-8	n-Butylbenzene	5.0	U
95-50-1	1,2-Dichlorobenzene	5.0	U
91-20-3	Naphthalene	5.0	U
110-75-8	2-Chloroethyl vinyl ether	5.0	U

EL
3/13/13

1J - FORM I VOA-TIC

VOLATILE ORGANICS ANALYSIS DATA SHEET

TENTATIVELY IDENTIFIED COMPOUNDS

EPA SAMPLE NO.

MW-05

Lab Name: SPECTRUM ANALYTICAL, INC. Contract:

Lab Code: MITKEM Case No.: M0065 Mod. Ref No.: SDG No.: SM0065

Matrix: (SOIL/SED/WATER) WATER Lab Sample ID: M0065-03A

Sample wt/vol: 5.00 (g/mL) ML Lab File ID: V1M0537.D

Level: (TRACE or LOW/MED) LOW Date Received: 01/23/2013

% Moisture: not dec. Date Analyzed: 01/24/2013

GC Column: DB-624 ID: 0.25 (mm) Dilution Factor: 1.0

Soil Extract Volume: (uL) Soil Aliquot Volume: (uL)

CONCENTRATION UNITS: (ug/L or ug/Kg) UG/L Purge Volume: 5.0 (mL)

CAS NUMBER	COMPOUND NAME	RT	EST. CONC.	Q

[1]EPA-designated Registry Number.

EL
3/13/13

1A - FORM I VOA-1

VOLATILE ORGANICS ANALYSIS DATA SHEET

EPA SAMPLE NO.

FIELD BLANK

Lab Name: SPECTRUM ANALYTICAL, INC. Contract:

Lab Code: MITKEM Case No.: M0065 Mod. Ref No.: SDG No.: SM0065

Matrix: (SOIL/SED/WATER) WATER Lab Sample ID: M0065-04A

Sample wt/vol: 5.00 (g/mL) ML Lab File ID: V1M0538.D

Level: (TRACE/LOW/MED) LOW Date Received: 01/23/2013

% Moisture: not dec. Date Analyzed: 01/24/2013

GC Column: DB-624 ID: 0.25 (mm) Dilution Factor: 1.0

Soil Extract Volume: (uL) Soil Aliquot Volume: (uL)

Purge Volume: 5.0 (mL)

CAS NO.	COMPOUND	CONCENTRATION UNITS: (ug/L or ug/Kg) UG/L	Q
74-87-3	Chloromethane	5.0	U
75-01-4	Vinyl chloride	5.0	U
74-83-9	Bromomethane	5.0	U
75-00-3	Chloroethane	5.0	U
75-69-4	Trichlorofluoromethane	5.0	U
75-35-4	1,1-Dichloroethene	5.0	U
67-64-1	Acetone	5.0	U
75-15-0	Carbon disulfide	5.0	U
75-09-2	Methylene chloride	5.3	
156-60-5	trans-1,2-Dichloroethene	5.0	U
1634-04-4	Methyl tert-butyl ether	5.0	U
75-34-3	1,1-Dichloroethane	5.0	U
108-05-4	Vinyl acetate	5.0	U
78-93-3	2-Butanone	5.0	U
156-59-2	cis-1,2-Dichloroethene	5.0	U
67-66-3	Chloroform	5.0	U
71-55-6	1,1,1-Trichloroethane	5.0	U
56-23-5	Carbon tetrachloride	5.0	U
107-06-2	1,2-Dichloroethane	5.0	U
71-43-2	Benzene	5.0	U
79-01-6	Trichloroethene	5.0	U
78-87-5	1,2-Dichloropropane	5.0	U
75-27-4	Bromodichloromethane	5.0	U
10061-01-5	cis-1,3-Dichloropropene	5.0	U
108-10-1	4-Methyl-2-pentanone	5.0	U
108-88-3	Toluene	5.0	U
10061-02-6	trans-1,3-Dichloropropene	5.0	U
79-00-5	1,1,2-Trichloroethane	5.0	U
127-18-4	Tetrachloroethene	5.0	U
591-78-6	2-Hexanone	5.0	U
124-48-1	Dibromochloromethane	5.0	U
108-90-7	Chlorobenzene	5.0	U
100-41-4	Ethylbenzene	5.0	U
179601-23-1	m,p-Xylene	5.0	U
95-47-6	o-Xylene	5.0	U

EL 3/13/13

1B - FORM I VOA-2

VOLATILE ORGANICS ANALYSIS DATA SHEET

EPA SAMPLE NO.

FIELD BLANK

Lab Name: SPECTRUM ANALYTICAL, INC. Contract:

Lab Code: MITKEM Case No.: M0065 Mod. Ref No.: SDG No.: SM0065

Matrix: (SOIL/SED/WATER) WATER Lab Sample ID: M0065-04A

Sample wt/vol: 5.00 (g/mL) ML Lab File ID: V1M0538.D

Level: (TRACE/LOW/MED) LOW Date Received: 01/23/2013

% Moisture: not dec. Date Analyzed: 01/24/2013

GC Column: DB-624 ID: 0.25 (mm) Dilution Factor: 1.0

Soil Extract Volume: (uL) Soil Aliquot Volume: (uL)

Purge Volume: 5.0 (mL)

CAS NO.	COMPOUND	CONCENTRATION UNITS: (ug/L or ug/Kg) UG/L	Q
1330-20-7	Xylene (Total)	5.0	U
100-42-5	Styrene	5.0	U
75-25-2	Bromoform	5.0	U
98-82-8	Isopropylbenzene	5.0	U
79-34-5	1,1,2,2-Tetrachloroethane	5.0	U
103-65-1	n-Propylbenzene	5.0	U
108-67-8	1,3,5-Trimethylbenzene	5.0	U
98-06-6	tert-Butylbenzene	5.0	U
95-63-6	1,2,4-Trimethylbenzene	5.0	U
135-98-8	sec-Butylbenzene	5.0	U
99-87-6	4-Isopropyltoluene	5.0	U
541-73-1	1,3-Dichlorobenzene	5.0	U
106-46-7	1,4-Dichlorobenzene	5.0	U
104-51-8	n-Butylbenzene	5.0	U
95-50-1	1,2-Dichlorobenzene	5.0	U
91-20-3	Naphthalene	5.0	U
110-75-8	2-Chloroethyl vinyl ether	5.0	U

EL
3/13/13

1J - FORM I VOA-TIC

VOLATILE ORGANICS ANALYSIS DATA SHEET

TENTATIVELY IDENTIFIED COMPOUNDS

EPA SAMPLE NO.

FIELD BLANK

Lab Name: SPECTRUM ANALYTICAL, INC. Contract:

Lab Code: MITKEM Case No.: M0065 Mod. Ref No.: SDG No.: SM0065

Matrix: (SOIL/SED/WATER) WATER Lab Sample ID: M0065-04A

Sample wt/vol: 5.00 (g/mL) ML Lab File ID: V1M0538.D

Level: (TRACE or LOW/MED) LOW Date Received: 01/23/2013

% Moisture: not dec. Date Analyzed: 01/24/2013

GC Column: DB-624 ID: 0.25 (mm) Dilution Factor: 1.0

Soil Extract Volume: (uL) Soil Aliquot Volume: (uL)

CONCENTRATION UNITS: (ug/L or ug/Kg) UG/L Purge Volume: 5.0 (mL)

CAS NUMBER	COMPOUND NAME	RT	EST. CONC.	Q

[1]EPA-designated Registry Number.

EL
3/13/13

1A - FORM I VOA-1

VOLATILE ORGANICS ANALYSIS DATA SHEET

EPA SAMPLE NO.

TRIP BLANK
1/23/13

Lab Name: SPECTRUM ANALYTICAL, INC. Contract:

Lab Code: MITKEM Case No.: M0065 Mod. Ref No.: SDG No.: SM0065

Matrix: (SOIL/SED/WATER) WATER Lab Sample ID: M0065-05A

Sample wt/vol: 5.00 (g/mL) ML Lab File ID: V1M0531.D

Level: (TRACE/LOW/MED) LOW Date Received: 01/23/2013

% Moisture: not dec. Date Analyzed: 01/24/2013

GC Column: DB-624 ID: 0.25 (mm) Dilution Factor: 1.0

Soil Extract Volume: (uL) Soil Aliquot Volume: (uL)

Purge Volume: 5.0 (mL)

CAS NO.	COMPOUND	CONCENTRATION UNITS: (ug/L or ug/Kg) UG/L	Q
74-87-3	Chloromethane	5.0	U
75-01-4	Vinyl chloride	5.0	U
74-83-9	Bromomethane	5.0	U
75-00-3	Chloroethane	5.0	U
75-69-4	Trichlorofluoromethane	5.0	U
75-35-4	1,1-Dichloroethene	5.0	U
67-64-1	Acetone	5.0	U
75-15-0	Carbon disulfide	5.0	U
75-09-2	Methylene chloride	5.0	U
156-60-5	trans-1,2-Dichloroethene	5.0	U
1634-04-4	Methyl tert-butyl ether	5.0	U
75-34-3	1,1-Dichloroethane	5.0	U
108-05-4	Vinyl acetate	5.0	U
78-93-3	2-Butanone	5.0	U
156-59-2	cis-1,2-Dichloroethene	5.0	U
67-66-3	Chloroform	5.0	U
71-55-6	1,1,1-Trichloroethane	5.0	U
56-23-5	Carbon tetrachloride	5.0	U
107-06-2	1,2-Dichloroethane	5.0	U
71-43-2	Benzene	5.0	U
79-01-6	Trichloroethene	5.0	U
78-87-5	1,2-Dichloropropane	5.0	U
75-27-4	Bromodichloromethane	5.0	U
10061-01-5	cis-1,3-Dichloropropene	5.0	U
108-10-1	4-Methyl-2-pentanone	5.0	U
108-88-3	Toluene	5.0	U
10061-02-6	trans-1,3-Dichloropropene	5.0	U
79-00-5	1,1,2-Trichloroethane	5.0	U
127-18-4	Tetrachloroethene	5.0	U
591-78-6	2-Hexanone	5.0	U
124-48-1	Dibromochloromethane	5.0	U
108-90-7	Chlorobenzene	5.0	U
100-41-4	Ethylbenzene	5.0	U
179601-23-1	m,p-Xylene	5.0	U
95-47-6	o-Xylene	5.0	U

EL
3/13/13

1B - FORM I VOA-2

VOLATILE ORGANICS ANALYSIS DATA SHEET

EPA SAMPLE NO.

TRIP BLANK
1/23/13

Lab Name: SPECTRUM ANALYTICAL, INC. Contract:

Lab Code: MITKEM Case No.: M0065 Mod. Ref No.: SDG No.: SM0065

Matrix: (SOIL/SED/WATER) WATER Lab Sample ID: M0065-05A

Sample wt/vol: 5.00 (g/mL) ML Lab File ID: V1M0531.D

Level: (TRACE/LOW/MED) LOW Date Received: 01/23/2013

% Moisture: not dec. Date Analyzed: 01/24/2013

GC Column: DB-624 ID: 0.25 (mm) Dilution Factor: 1.0

Soil Extract Volume: (uL) Soil Aliquot Volume: (uL)

Purge Volume: 5.0 (mL)

CAS NO.	COMPOUND	CONCENTRATION UNITS: (ug/L or ug/Kg) UG/L	Q
1330-20-7	Xylene (Total)	5.0	U
100-42-5	Styrene	5.0	U
75-25-2	Bromoform	5.0	U
98-82-8	Isopropylbenzene	5.0	U
79-34-5	1,1,2,2-Tetrachloroethane	5.0	U
103-65-1	n-Propylbenzene	5.0	U
108-67-8	1,3,5-Trimethylbenzene	5.0	U
98-06-6	tert-Butylbenzene	5.0	U
95-63-6	1,2,4-Trimethylbenzene	5.0	U
135-98-8	sec-Butylbenzene	5.0	U
99-87-6	4-Isopropyltoluene	5.0	U
541-73-1	1,3-Dichlorobenzene	5.0	U
106-46-7	1,4-Dichlorobenzene	5.0	U
104-51-8	n-Butylbenzene	5.0	U
95-50-1	1,2-Dichlorobenzene	5.0	U
91-20-3	Naphthalene	5.0	U
110-75-8	2-Chloroethyl vinyl ether	5.0	U

EL
3/13/13

1J - FORM I VOA-TIC

VOLATILE ORGANICS ANALYSIS DATA SHEET

TENTATIVELY IDENTIFIED COMPOUNDS

EPA SAMPLE NO.

TRIP BLANK
1/23/13

Lab Name: SPECTRUM ANALYTICAL, INC. Contract:

Lab Code: MITKEM Case No.: M0065 Mod. Ref No.: SDG No.: SM0065

Matrix: (SOIL/SED/WATER) WATER Lab Sample ID: M0065-05A

Sample wt/vol: 5.00 (g/mL) ML Lab File ID: V1M0531.D

Level: (TRACE or LOW/MED) LOW Date Received: 01/23/2013

% Moisture: not dec. Date Analyzed: 01/24/2013

GC Column: DB-624 ID: 0.25 (mm) Dilution Factor: 1.0

Soil Extract Volume: (uL) Soil Aliquot Volume: (uL)

CONCENTRATION UNITS: (ug/L or ug/Kg) UG/L Purge Volume: 5.0 (mL)

CAS NUMBER	COMPOUND NAME	RT	EST. CONC.	Q

[1]EPA-designated Registry Number.

EL
3/13/13

1D - FORM I SV-1

SEMIVOLATILE ORGANICS ANALYSIS DATA SHEET

EPA SAMPLE NO.

BW-02

Lab Name: SPECTRUM ANALYTICAL, INC. Contract:

Lab Code: MITKEM Case No.: M0065 Mod. Ref No.: SDG No.: SM0065

Matrix: (SOIL/SED/WATER) WATER Lab Sample ID: M0065-01B

Sample wt/vol: 1000 (g/mL) ML Lab File ID: S6B2460.D

Level: (LOW/MED) LOW Extraction: (Type) SEPF

% Moisture: Decanted: (Y/N) Date Received: 01/18/2013

Concentrated Extract Volume: 1000 (uL) Date Extracted: 01/19/2013

Injection Volume: 1.0 (uL) GPC Factor: 1.00 Date Analyzed: 01/23/2013

GPC Cleanup: (Y/N) N pH: Dilution Factor: 1.0

CAS NO.	COMPOUND	CONCENTRATION UNITS: (ug/L or ug/Kg) UG/L	Q
108-95-2	Phenol	10	U
111-44-4	Bis(2-chloroethyl)ether	10	U
95-57-8	2-Chlorophenol	10	U
541-73-1	1,3-Dichlorobenzene	10	U
106-46-7	1,4-Dichlorobenzene	10	U
95-50-1	1,2-Dichlorobenzene	10	U
95-48-7	2-Methylphenol	10	U
108-60-1	2,2'-oxybis(1-Chloropropane)	10	U
106-44-5	4-Methylphenol	10	U
621-64-7	N-Nitroso-di-n-propylamine	10	U
67-72-1	Hexachloroethane	10	U
98-95-3	Nitrobenzene	10	U
78-59-1	Isophorone	10	U
88-75-5	2-Nitrophenol	10	U
105-67-9	2,4-Dimethylphenol	10	U
120-83-2	2,4-Dichlorophenol	10	U
120-82-1	1,2,4-Trichlorobenzene	10	U
91-20-3	Naphthalene	10	U
106-47-8	4-Chloroaniline	10	U
111-91-1	Bis(2-chloroethoxy)methane	10	U
87-68-3	Hexachlorobutadiene	10	U
59-50-7	4-Chloro-3-methylphenol	10	U
91-57-6	2-Methylnaphthalene	10	U
77-47-4	Hexachlorocyclopentadiene	10	U
88-06-2	2,4,6-Trichlorophenol	10	U
95-95-4	2,4,5-Trichlorophenol	20	U
91-58-7	2-Chloronaphthalene	10	U
88-74-4	2-Nitroaniline	20	U
131-11-3	Dimethylphthalate	10	U
208-96-8	Acenaphthylene	10	U
606-20-2	2,6-Dinitrotoluene	10	U
99-09-2	3-Nitroaniline	20	U
83-32-9	Acenaphthene	10	U
51-28-5	2,4-Dinitrophenol	20	U
100-02-7	4-Nitrophenol	20	U
132-64-9	Dibenzofuran	10	U

EL 3/13/13

1E - FORM I SV-2

SEMIVOLATILE ORGANICS ANALYSIS DATA SHEET

EPA SAMPLE NO.

BW-02

Lab Name: SPECTRUM ANALYTICAL, INC. Contract:

Lab Code: MITKEM Case No.: M0065 Mod. Ref No.: SDG No.: SM0065

Matrix: (SOIL/SED/WATER) WATER Lab Sample ID: M0065-01B

Sample wt/vol: 1000 (g/mL) ML Lab File ID: S6B2460.D

Level: (LOW/MED) LOW Extraction: (Type) SEPF

% Moisture: Decanted: (Y/N) Date Received: 01/18/2013

Concentrated Extract Volume: 1000 (uL) Date Extracted: 01/19/2013

Injection Volume: 1.0 (uL) GPC Factor: 1.00 Date Analyzed: 01/23/2013

GPC Cleanup: (Y/N) N pH: Dilution Factor: 1.0

CAS NO.	COMPOUND	CONCENTRATION UNITS: (ug/L or ug/Kg) UG/L	Q
121-14-2	2,4-Dinitrotoluene	10	UJ
84-66-2	Diethylphthalate	10	U
7005-72-3	4-Chlorophenyl-phenylether	10	U
86-73-7	Fluorene	10	U
100-01-6	4-Nitroaniline	20	U
534-52-1	4,6-Dinitro-2-methylphenol	20	U
86-30-6	N-Nitrosodiphenylamine	10	U
101-55-3	4-Bromophenyl-phenylether	10	U
118-74-1	Hexachlorobenzene	10	U
87-86-5	Pentachlorophenol	20	U
85-01-8	Phenanthrene	10	U
120-12-7	Anthracene	10	U
86-74-8	Carbazole	10	U
84-74-2	Di-n-butylphthalate	10	U
206-44-0	Fluoranthene	10	U
129-00-0	Pyrene	10	U
85-68-7	Butylbenzylphthalate	10	U
91-94-1	3,3'-Dichlorobenzidine	10	U
56-55-3	Benzo(a)anthracene	10	U
218-01-9	Chrysene	10	U
117-81-7	Bis(2-ethylhexyl)phthalate	10	U
117-84-0	Di-n-octylphthalate	10	U
205-99-2	Benzo(b)fluoranthene	10	U
207-08-9	Benzo(k)fluoranthene	10	U
50-32-8	Benzo(a)pyrene	10	U
193-39-5	Indeno(1,2,3-cd)pyrene	10	U
53-70-3	Dibenzo(a,h)anthracene	10	U
191-24-2	Benzo(g,h,i)perylene	10	U

EL
3/13/13

1K - FORM I SV-TIC

SEMIVOLATILE ORGANICS ANALYSIS DATA SHEET

TENTATIVELY IDENTIFIED COMPOUNDS

EPA SAMPLE NO.

BW-02

Lab Name: SPECTRUM ANALYTICAL, INC. Contract:

Lab Code: MITKEM Case No.: M0065 Mod. Ref No.: SDG No.: SM0065

Matrix: (SOIL/SED/WATER) WATER Lab Sample ID: M0065-01B

Sample wt/vol: 1000 (g/mL) ML Lab File ID: S6B2460.D

Level: (TRACE or LOW/MED) LOW Extraction: (Type) SEPF

% Moisture: Decanted: (Y/N) Date Received: 01/18/2013

Concentrated Extract Volume: 1000 (uL) Date Extracted: 01/19/2013

Injection Volume: 1.0 (uL) GPC Factor: 1.00 Date Analyzed: 01/23/2013

GPC Cleanup: (Y/N) N pH: Dilution Factor: 1.0

CONCENTRATION UNITS: (ug/L or ug/Kg) UG/L

	CAS NUMBER	COMPOUND NAME	RT	EST. CONC.	Q
01		Unknown (5.76233)	5.762	5.7	J
02		Unknown (6.03848)	6.038	7.2	J
03		Unknown (6.26763)	6.268	6.1	J
04		Unknown (6.51440)	6.514	12	J
05		Unknown (6.55553)	6.556	5.9	J
06	7782-26-5	Benzeneacetic acid, .alpha.-	6.585	8.2	NJ
07		Unknown (6.66717)	6.667	5.7	J
08	619-04-5	Benzoic acid, 3,4-dimethyl-	6.861	12	NJ
09	100-80-1	Benzene, 1-ethenyl-3-methyl-	6.937	6.3	NJ
10		Unknown (6.97857)	6.979	5.4	J
11		Unknown (7.00795)	7.008	13	J
12		Unknown (7.07258)	7.073	6.1	J
13		Unknown (7.20185)	7.202	12	J
14	4476-28-2	4-Isopropylphenylacetic acid	7.261	5.8	NJ
15		Unknown (7.34285)	7.343	9.4	J
16		Unknown (7.39573)	7.396	5.0	J
17		Unknown (7.44862)	7.449	7.3	J
18		Unknown (7.50150)	7.502	4.8	J
19		Unknown (7.84228)	7.842	5.5	J
20	57-10-3	n-Hexadecanoic acid	8.994	9.1	NJ

[2]EPA-designated Registry Number.

EC
3/13/13

1D - FORM I SV-1

SEMIVOLATILE ORGANICS ANALYSIS DATA SHEET

EPA SAMPLE NO.

MW-05

Lab Name: SPECTRUM ANALYTICAL, INC. Contract:

Lab Code: MITKEM Case No.: M0065 Mod. Ref No.: SDG No.: SM0065

Matrix: (SOIL/SED/WATER) WATER Lab Sample ID: M0065-03B

Sample wt/vol: 1000 (g/mL) ML Lab File ID: S6B2491.D

Level: (LOW/MED) LOW Extraction: (Type) SEPF

% Moisture: Decanted: (Y/N) Date Received: 01/23/2013

Concentrated Extract Volume: 1000 (uL) Date Extracted: 01/23/2013

Injection Volume: 1.0 (uL) GPC Factor: 1.00 Date Analyzed: 01/24/2013

GPC Cleanup: (Y/N) N pH: Dilution Factor: 1.0

CAS NO.	COMPOUND	CONCENTRATION UNITS: (ug/L or ug/Kg) UG/L	Q
108-95-2	Phenol	10	U
111-44-4	Bis(2-chloroethyl)ether	10	U
95-57-8	2-Chlorophenol	10	U
541-73-1	1,3-Dichlorobenzene	10	U
106-46-7	1,4-Dichlorobenzene	10	U
95-50-1	1,2-Dichlorobenzene	10	U
95-48-7	2-Methylphenol	10	U
108-60-1	2,2'-oxybis(1-Chloropropane)	10	U
106-44-5	4-Methylphenol	10	U
621-64-7	N-Nitroso-di-n-propylamine	10	U
67-72-1	Hexachloroethane	10	U
98-95-3	Nitrobenzene	10	U
78-59-1	Isophorone	10	U
88-75-5	2-Nitrophenol	10	U
105-67-9	2,4-Dimethylphenol	10	U
120-83-2	2,4-Dichlorophenol	10	U
120-82-1	1,2,4-Trichlorobenzene	10	U
91-20-3	Naphthalene	10	U
106-47-8	4-Chloroaniline	10	U
111-91-1	Bis(2-chloroethoxy)methane	10	U
87-68-3	Hexachlorobutadiene	10	U
59-50-7	4-Chloro-3-methylphenol	10	U
91-57-6	2-Methylnaphthalene	10	U
77-47-4	Hexachlorocyclopentadiene	10	U
88-06-2	2,4,6-Trichlorophenol	10	U
95-95-4	2,4,5-Trichlorophenol	20	U
91-58-7	2-Chloronaphthalene	10	U
88-74-4	2-Nitroaniline	20	U
131-11-3	Dimethylphthalate	10	U
208-96-8	Acenaphthylene	10	U
606-20-2	2,6-Dinitrotoluene	10	U
99-09-2	3-Nitroaniline	20	U
83-32-9	Acenaphthene	10	U
51-28-5	2,4-Dinitrophenol	20	U
100-02-7	4-Nitrophenol	20	U
132-64-9	Dibenzofuran	10	U

EL 3/13/13

1E - FORM I SV-2

SEMIVOLATILE ORGANICS ANALYSIS DATA SHEET

EPA SAMPLE NO.

MW-05

Lab Name: SPECTRUM ANALYTICAL, INC. Contract:

Lab Code: MITKEM Case No.: M0065 Mod. Ref No.: SDG No.: SM0065

Matrix: (SOIL/SED/WATER) WATER Lab Sample ID: M0065-03B

Sample wt/vol: 1000 (g/mL) ML Lab File ID: S6B2491.D

Level: (LOW/MED) LOW Extraction: (Type) SEPF

% Moisture: Decanted: (Y/N) Date Received: 01/23/2013

Concentrated Extract Volume: 1000 (uL) Date Extracted: 01/23/2013

Injection Volume: 1.0 (uL) GPC Factor: 1.00 Date Analyzed: 01/24/2013

GPC Cleanup: (Y/N) N pH: Dilution Factor: 1.0

CAS NO.	COMPOUND	CONCENTRATION UNITS: (ug/L or ug/Kg) UG/L	Q
121-14-2	2,4-Dinitrotoluene	10	U
84-66-2	Diethylphthalate	10	U
7005-72-3	4-Chlorophenyl-phenylether	10	U
86-73-7	Fluorene	10	U
100-01-6	4-Nitroaniline	20	U
534-52-1	4,6-Dinitro-2-methylphenol	20	U
86-30-6	N-Nitrosodiphenylamine	10	U
101-55-3	4-Bromophenyl-phenylether	10	U
118-74-1	Hexachlorobenzene	10	U
87-86-5	Pentachlorophenol	20	UJ
85-01-8	Phenanthrene	10	U
120-12-7	Anthracene	10	U
86-74-8	Carbazole	10	U
84-74-2	Di-n-butylphthalate	2.0	J
206-44-0	Fluoranthene	10	U
129-00-0	Pyrene	10	U
85-68-7	Butylbenzylphthalate	10	U
91-94-1	3,3'-Dichlorobenzidine	10	U
56-55-3	Benzo(a)anthracene	10	U
218-01-9	Chrysene	10	U
117-81-7	Bis(2-ethylhexyl)phthalate	10	U
117-84-0	Di-n-octylphthalate	10	U
205-99-2	Benzo(b)fluoranthene	10	U
207-08-9	Benzo(k)fluoranthene	10	U
50-32-8	Benzo(a)pyrene	10	U
193-39-5	Indeno(1,2,3-cd)pyrene	10	U
53-70-3	Dibenzo(a,h)anthracene	10	U
191-24-2	Benzo(g,h,i)perylene	10	U

EL
3/13/13

1K - FORM I SV-TIC

SEMIVOLATILE ORGANICS ANALYSIS DATA SHEET

TENTATIVELY IDENTIFIED COMPOUNDS

EPA SAMPLE NO.

MW-05

Lab Name: SPECTRUM ANALYTICAL, INC. Contract:

Lab Code: MITKEM Case No.: M0065 Mod. Ref No.: SDG No.: SM0065

Matrix: (SOIL/SED/WATER) WATER Lab Sample ID: M0065-03B

Sample wt/vol: 1000 (g/mL) ML Lab File ID: S6B2491.D

Level: (TRACE or LOW/MED) LOW Extraction: (Type) SEPF

% Moisture: Decanted: (Y/N) Date Received: 01/23/2013

Concentrated Extract Volume: 1000 (uL) Date Extracted: 01/23/2013

Injection Volume: 1.0 (uL) GPC Factor: 1.00 Date Analyzed: 01/24/2013

GPC Cleanup: (Y/N) N pH: Dilution Factor: 1.0

CONCENTRATION UNITS: (ug/L or ug/Kg) UG/L

	CAS NUMBER	COMPOUND NAME	RT	EST. CONC.	Q
01	74685-33-9	3-Eicosene, (E)-	10.609	5.0	NJ
02		Unknown (10.83187)	10.832	6.5	J
03		Unknown (10.89063)	10.891	6.9	J

[2]EPA-designated Registry Number.

EL
3/13/13

1D - FORM I SV-1

SEMIVOLATILE ORGANICS ANALYSIS DATA SHEET

EPA SAMPLE NO.

FIELD BLANK

Lab Name: SPECTRUM ANALYTICAL, INC. Contract:

Lab Code: MITKEM Case No.: M0065 Mod. Ref No.: SDG No.: SM0065

Matrix: (SOIL/SED/WATER) WATER Lab Sample ID: M0065-04B

Sample wt/vol: 1000 (g/mL) ML Lab File ID: S6B2492.D

Level: (LOW/MED) LOW Extraction: (Type) SEPF

% Moisture: Decanted: (Y/N) Date Received: 01/23/2013

Concentrated Extract Volume: 1000 (uL) Date Extracted: 01/23/2013

Injection Volume: 1.0 (uL) GPC Factor: 1.00 Date Analyzed: 01/24/2013

GPC Cleanup: (Y/N) N pH: Dilution Factor: 1.0

CAS NO.	COMPOUND	CONCENTRATION UNITS: (ug/L or ug/Kg) UG/L	Q
108-95-2	Phenol	10	U
111-44-4	Bis(2-chloroethyl)ether	10	U
95-57-8	2-Chlorophenol	10	U
541-73-1	1,3-Dichlorobenzene	10	U
106-46-7	1,4-Dichlorobenzene	10	U
95-50-1	1,2-Dichlorobenzene	10	U
95-48-7	2-Methylphenol	10	U
108-60-1	2,2'-oxybis(1-Chloropropane)	10	U
106-44-5	4-Methylphenol	10	U
621-64-7	N-Nitroso-di-n-propylamine	10	U
67-72-1	Hexachloroethane	10	U
98-95-3	Nitrobenzene	10	U
78-59-1	Isophorone	10	U
88-75-5	2-Nitrophenol	10	U
105-67-9	2,4-Dimethylphenol	10	UJ
120-83-2	2,4-Dichlorophenol	10	U
120-82-1	1,2,4-Trichlorobenzene	10	U
91-20-3	Naphthalene	10	U
106-47-8	4-Chloroaniline	10	U
111-91-1	Bis(2-chloroethoxy)methane	10	U
87-68-3	Hexachlorobutadiene	10	U
59-50-7	4-Chloro-3-methylphenol	10	U
91-57-6	2-Methylnaphthalene	10	U
77-47-4	Hexachlorocyclopentadiene	10	U
88-06-2	2,4,6-Trichlorophenol	10	U
95-95-4	2,4,5-Trichlorophenol	20	U
91-58-7	2-Chloronaphthalene	10	U
88-74-4	2-Nitroaniline	20	U
131-11-3	Dimethylphthalate	10	U
208-96-8	Acenaphthylene	10	U
606-20-2	2,6-Dinitrotoluene	10	U
99-09-2	3-Nitroaniline	20	U
83-32-9	Acenaphthene	10	U
51-28-5	2,4-Dinitrophenol	20	U
100-02-7	4-Nitrophenol	20	U
132-64-9	Dibenzofuran	10	U

EL 3/13/13

1E - FORM I SV-2

SEMIVOLATILE ORGANICS ANALYSIS DATA SHEET

EPA SAMPLE NO.

FIELD BLANK

Lab Name: SPECTRUM ANALYTICAL, INC. Contract:

Lab Code: MITKEM Case No.: M0065 Mod. Ref No.: SDG No.: SM0065

Matrix: (SOIL/SED/WATER) WATER Lab Sample ID: M0065-04B

Sample wt/vol: 1000 (g/mL) ML Lab File ID: S6B2492.D

Level: (LOW/MED) LOW Extraction: (Type) SEPF

% Moisture: Decanted: (Y/N) Date Received: 01/23/2013

Concentrated Extract Volume: 1000 (uL) Date Extracted: 01/23/2013

Injection Volume: 1.0 (uL) GPC Factor: 1.00 Date Analyzed: 01/24/2013

GPC Cleanup: (Y/N) N pH: Dilution Factor: 1.0

CAS NO.	COMPOUND	CONCENTRATION UNITS: (ug/L or ug/Kg) UG/L	Q
121-14-2	2,4-Dinitrotoluene	10	U
84-66-2	Diethylphthalate	10	U
7005-72-3	4-Chlorophenyl-phenylether	10	U
86-73-7	Fluorene	10	U
100-01-6	4-Nitroaniline	20	U
534-52-1	4,6-Dinitro-2-methylphenol	20	U
86-30-6	N-Nitrosodiphenylamine	10	U
101-55-3	4-Bromophenyl-phenylether	10	U
118-74-1	Hexachlorobenzene	10	U
87-86-5	Pentachlorophenol	20	UJ
85-01-8	Phenanthrene	10	U
120-12-7	Anthracene	10	U
86-74-8	Carbazole	10	U
84-74-2	Di-n-butylphthalate	10	U
206-44-0	Fluoranthene	10	U
129-00-0	Pyrene	10	U
85-68-7	Butylbenzylphthalate	10	U
91-94-1	3,3´-Dichlorobenzidine	10	U
56-55-3	Benzo(a)anthracene	10	U
218-01-9	Chrysene	10	U
117-81-7	Bis(2-ethylhexyl)phthalate	10	U
117-84-0	Di-n-octylphthalate	10	U
205-99-2	Benzo(b)fluoranthene	10	U
207-08-9	Benzo(k)fluoranthene	10	U
50-32-8	Benzo(a)pyrene	10	U
193-39-5	Indeno(1,2,3-cd)pyrene	10	U
53-70-3	Dibenzo(a,h)anthracene	10	U
191-24-2	Benzo(g,h,i)perylene	10	U

EL
3/13/13

1K - FORM I SV-TIC

SEMIVOLATILE ORGANICS ANALYSIS DATA SHEET

TENTATIVELY IDENTIFIED COMPOUNDS

EPA SAMPLE NO.

FIELD BLANK

Lab Name: SPECTRUM ANALYTICAL, INC. Contract:

Lab Code: MITKEM Case No.: M0065 Mod. Ref No.: SDG No.: SM0065

Matrix: (SOIL/SED/WATER) WATER Lab Sample ID: M0065-04B

Sample wt/vol: 1000 (g/mL) ML Lab File ID: S6B2492.D

Level: (TRACE or LOW/MED) LOW Extraction: (Type) SEPF

% Moisture: Decanted: (Y/N) Date Received: 01/23/2013

Concentrated Extract Volume: 1000 (uL) Date Extracted: 01/23/2013

Injection Volume: 1.0 (uL) GPC Factor: 1.00 Date Analyzed: 01/24/2013

GPC Cleanup: (Y/N) N pH: Dilution Factor: 1.0

CONCENTRATION UNITS: (ug/L or ug/Kg) UG/L

CAS NUMBER	COMPOUND NAME	RT	EST. CONC.	Q

[2]EPA-designated Registry Number.

EL
3/13/13

1G - FORM I PEST

PESTICIDE ORGANICS ANALYSIS DATA SHEET

EPA SAMPLE NO.

MW-05

Lab Name: SPECTRUM ANALYTICAL, INC. Contract:

Lab Code: MITKEM Case No.: M0065 Mod. Ref No.: SDG No.: SM0065

Matrix: (SOIL/SED/WATER) WATER Lab Sample ID: M0065-03B

Sample wt/vol: 1000 (g/mL) ML Lab File ID: E4H1117F.D/E4H1117R.D

% Moisture: Decanted: (Y/N) Date Received: 01/23/2013

Extraction: (Type) SEPF Date Extracted: 01/23/2013

Concentrated Extract Volume: 10000 (uL) Date Analyzed: 01/25/2013

Injection Volume: 1.0 (uL) GPC Factor: 1.00 Dilution Factor: 1.0

GPC Cleanup: (Y/N) N pH: Sulfur Cleanup: (Y/N) Y

CAS NO.	COMPOUND	CONCENTRATION UNITS: (ug/L or ug/Kg) UG/L	Q
319-84-6	alpha-BHC	0.050	U
319-85-7	beta-BHC	0.050	U
319-86-8	delta-BHC	0.050	U
58-89-9	gamma-BHC (Lindane)	0.050	U
76-44-8	Heptachlor	0.050	U
309-00-2	Aldrin	0.050	U
1024-57-3	Heptachlor epoxide	0.050	U
959-98-8	Endosulfan I	0.050	U
60-57-1	Dieldrin	0.10	U
72-55-9	4,4´-DDE	0.10	U
72-20-8	Endrin	0.10	U
33213-65-9	Endosulfan II	0.10	U
72-54-8	4,4´-DDD	0.10	U
1031-07-8	Endosulfan sulfate	0.10	U
50-29-3	4,4´-DDT	0.10	U
72-43-5	Methoxychlor	0.50	U
53494-70-5	Endrin ketone	0.10	U
7421-93-4	Endrin aldehyde	0.10	U
5103-71-9	alpha-Chlordane	0.050	U
5103-74-2	gamma-Chlordane	0.050	U
8001-35-2	Toxaphene	5.0	U

EC
3/13/13

1H - FORM I ARO

AROCLOR ORGANICS ANALYSIS DATA SHEET

CLIENT SAMPLE NO.

MW-05

Lab Name: SPECTRUM ANALYTICAL, INC. Contract:

Lab Code: MITKEM Case No.: M0065 Mod. Ref No.: SDG No.: SM0065

Matrix: (SOIL/SED/WATER) WATER Lab Sample ID: M0065-03B

Sample wt/vol: 1000 (g/mL) ML Lab File ID: E2L8386F.D/E2L8386R.D

% Moisture: Decanted: (Y/N) Date Received: 01/23/2013

Extraction: (Type) SEPF Date Extracted: 01/23/2013

Concentrated Extract Volume: 10000 (uL) Date Analyzed: 01/24/2013

Injection Volume: 1.0 (uL) GPC Factor: 1.00 Dilution Factor: 1.0

GPC Cleanup: (Y/N) N pH: Sulfur Cleanup: (Y/N) Y

Acid Cleanup: (Y/N) Y

CAS NO.	COMPOUND	CONCENTRATION UNITS: (ug/L or ug/Kg) UG/L	Q
12674-11-2	Aroclor-1016	1.0	U
11104-28-2	Aroclor-1221	1.0	U
11141-16-5	Aroclor-1232	1.0	U
53469-21-9	Aroclor-1242	1.0	U
12672-29-6	Aroclor-1248	1.0	U
11097-69-1	Aroclor-1254	1.0	U
11096-82-5	Aroclor-1260	1.0	U

EL
3/13/13

U.S. EPA - CLP

1

INORGANIC ANALYSIS DATA SHEET

EPA SAMPLE NO.

BW-02

Lab Name: Spectrum Analytical, Inc. Contract: 209280

Lab Code: MITKEM Case No.: SAS No.: SDG No.: SM0065

Matrix (soil/water): WATER Lab Sample ID: M0065-01

Level (low/med): MED Date Received: 01/18/2013

% Solids: 0.0

Concentration Units (ug/L or mg/kg dry weight): ug/L

CAS No.	Analyte	Concentration	C	Q	M
7429-90-5	Aluminum	282			P
7440-36-0	Antimony	9.3	U		P
7440-38-2	Arsenic	4.3	U		P
7440-39-3	Barium	214			P
7440-41-7	Beryllium	0.26	U		P
7440-43-9	Cadmium	0.89	U		P
7440-70-2	Calcium	136000			P
7440-47-3	Chromium	0.66	~~B~~	J	P
7440-48-4	Cobalt	0.70	~~B~~	J	P
7440-50-8	Copper	3.6	U		P
7439-89-6	Iron	8130			P
7439-92-1	Lead	4.2	U		P
7439-95-4	Magnesium	20300			P
7439-96-5	Manganese	347			P
7439-97-6	Mercury	0.028	U		CV
7440-02-0	Nickel	2.5	~~B~~	J	P
7440-09-7	Potassium	13700		~~E~~ J	P
7782-49-2	Selenium	12.0	U		P
7440-22-4	Silver	6.9	U		P
7440-23-5	Sodium	74000			P
7440-28-0	Thallium	6.2	U		P
7440-62-2	Vanadium	1.1	U		P
7440-66-6	Zinc	21.9	~~B~~	J	P

EL
3/17/13

Comments:

U.S. EPA - CLP

1

INORGANIC ANALYSIS DATA SHEET

EPA SAMPLE NO.

MW-05

Lab Name: Spectrum Analytical, Inc. Contract: 209280

Lab Code: MITKEM Case No.: SAS No.: SDG No.: SM0065

Matrix (soil/water): WATER Lab Sample ID: M0065-03

Level (low/med): MED Date Received: 01/23/2013

% Solids: 0.0

Concentration Units (ug/L or mg/kg dry weight): ug/L

CAS No.	Analyte	Concentration	C	Q	M
7429-90-5	Aluminum	482			P
7440-36-0	Antimony	11.8	~~B~~	J	P
7440-38-2	Arsenic	6.5	~~B~~	J	P
7440-39-3	Barium	362			P
7440-41-7	Beryllium	0.26	U		P
7440-43-9	Cadmium	0.89	U		P
7440-70-2	Calcium	527000			P
7440-47-3	Chromium	1.4	~~B~~	J	P
7440-48-4	Cobalt	0.67	U		P
7440-50-8	Copper	3.6	U		P
7439-89-6	Iron	907			P
7439-92-1	Lead	6.9	~~B~~	J	P
7439-95-4	Magnesium	141000			P
7439-96-5	Manganese	71.1			P
7439-97-6	Mercury	0.068	~~B~~	J	CV
7440-02-0	Nickel	4.7	~~B~~	J	P
7440-09-7	Potassium	27600		~~E~~ J	P
7782-49-2	Selenium	12.0	U		P
7440-22-4	Silver	6.9	U		P
7440-23-5	Sodium	3470000			P
7440-28-0	Thallium	6.2	U		P
7440-62-2	Vanadium	1.1	U		P
7440-66-6	Zinc	7.4	~~B~~	J	P

EL
3/13/13

Comments:

Data Usability Summary Report (DUSR)

690 Saint Paul St.
Labella Project #209280

Spectrum Analytical, Inc., North Kingstown, RI
Sample Delivery Group #M0999
7/23/13

Prepared by:
Ethan Lee
LaBella Associates, P.C.
300 State St
Rochester, NY 14614

Analytical results for the project samples were reviewed to evaluate the data usability. Data was assessed in accordance with guidance from the following Federal and/or State guidance documents:

- USEPA National Functional Guidelines for Organic Data Review (EPA 540/R-99/008) and/or USEPA National Functional Guidelines for Low Concentration Organic Data Review (EPA 540-R-04-004).
- USEPA National Functional Guidelines for Inorganic Data Review (EPA 540/R-04-004).

And method protocol criteria were applicable as prescribed by "Test Methods for Evaluating Solid Waste", SW846, Update III, 1996.

This DUSR pertains to the following samples:

Sample ID	Lab ID	Matrix	Sample Date	Analysis Performed				
				VOC[1]	SVOC[2]	Dissolved Gases[3]	Metals[4]	Miscellaneous Parameters[5]
BW-4	M0999-01	AQ	6/18/13	X		X	X	X
BW-4 DUP		AQ	6/18/13	X		X	X	X
BW-5		AQ	6/18/13	X		X	X	X
BW-12		AQ	6/19/13	X		X	X	X
BW-7		AQ	6/19/13	X		X	X	X
BW-6		AQ	6/19/13	X		X	X	X
FIELD BLANK		AQ	6/19/13	X	X	X	X	X
SS-11		SOIL	6/19/13		X			
SS-11 DUP		SOIL	6/19/13		X			
TRIP BLANK		AQ	6/19/13	X				

(1) VOC analyses were performed using USEPA Method SW846 8260B.
(2) SVOC analyses were performed using USEPA Method SW846 8270C.
(3) Dissolved gas analyses were performed using USEPA Method RSK175.
(4) TAL Metals analyses were performed using USEPA Method SW846 6010B.
(5) Analyses for anions Chloride, Nitrate, Nitrite, and Sulfate were performed using USEPA Method 300.0. Analyses for Total Sulfides were performed using Method SM 4500D. Analyses for Total Organic Carbon were performed using Method SM 5310B.

The following items/criteria applicable to the analysis of project samples and associated QA/QC procedures were reviewed:

- Sample Data Reporting Format
- Preservation and Holding Time Compliance
- GC/MS Instrument Performance Check
- Initial Calibration Verification (ICV)
- Continuing Calibration Verification (CCV)
- Blank Sample Analysis
- System Monitoring/Surrogate Compound Recoveries

- Laboratory Control Sample (LCS) Recoveries
- Matrix Spike/Matrix Spike Duplicate (MS/MSD) Recoveries
- Internal Standards
- Target Compound Identification
- Compound Quantitation
- Data Qualifiers
- Summary

Volatile Organic Compounds (VOCs)

Sample Data Reporting Format

The sample data are presented using USEPA Contract Laboratory Protocol (CLP) format. The data package has been reviewed for completeness and found to contain each required sample result and associated QA/QC report form. The reporting format is complete and compliant with the objectives of the project. No qualification of the data is recommended.

Preservation and Holding Time Compliance

Maximum allowable holding times for each parameter were measured from the time of sample collection to the time of sample preparation or analysis for each project sample. All project samples were found to be properly preserved or analyzed within the USEPA recommended maximum holding time, without exception. No qualification of the data is recommended.

Gas Chromatography/Mass Spectrometry (GC/MS) Instrument Performance Check

GC/MS instrument performance checks for the instruments used in the analysis of project samples fell within method specific criteria without exception. No qualification of the data is recommended.

Initial Calibration Verification (ICV)

Initial calibration checks for the instruments used in the analysis of project samples fell within the method specific criteria without exception. No qualification of the data is recommended

Continuing Calibration Verification (CCV)

Continuing calibration checks for the instruments used in the analysis of project samples fell within the method specific criteria, with the following exceptions:

Instrument	Date/ Time	Target Analyte(s)	%D	RRF	Corrective Action	Affected Sample(s)
V1	6/25/13 09:54	2-Chloroethyl vinyl ether	-31.5	0.07	Action #1	All VOC Samples

Action #1: Positive results are qualified "J", estimated and nondetected analytes as "UJ", estimated detection limit.

Blank Sample Analysis

In accordance with cited USEPA guidelines, positive sample results should be reported unless the concentration of the compound in the project sample is less than or equal to 10 times (10X) the amount in any blank for the common laboratory contaminants (methylene chloride, acetone, 2-butanone, cyclohexane), or 5 times (5X) the amount for other target compounds.

Target compounds were not identified in associated blank samples at a concentration above the MDL for organic parameter analyses, with the following exceptions:

Blank	**Target Analyte(s)**	**Conc.**	**Flag sample results with a "U" if ≤ this value**	**Affected Sample(s)**
FIELD BLANK	Cis-1,2-Dichloroethene Trichloroethene	1.1 ug/L 2.8 ug/L	5.5 ug/L 14 ug/L	All VOC Samples except TRIP BLANK
FIELD BLANK	Methane	2.2 ug/L	11 ug/L	All VOC Samples

System Monitoring/Surrogate Compound Recoveries

System monitoring/surrogate compound recoveries were within the laboratory specific criteria for the analysis of the project samples without exception. No qualification of the data is recommended.

Laboratory Control Sample (LCS) and Matrix Spike/Matrix Spike Duplicate (MS/MSD) Recoveries

LCS recoveries were within the method specific criteria without exception. No qualification of the data is recommended.

MS/MSD recovery data alone cannot be used to evaluate precision or accuracy of individual samples. Although the associated MS and MSD samples had VOC compounds with percent recoveries outside of the method specific criteria, due to the LCS recoveries being within the criteria, no qualification of the data is recommended.

Internal Standards (IS)

The calculated response of each IS compound fell within the QA/QC criteria without exception. No qualification of the data is recommended.

Compound Quantitation

Compound quantitation is performed to ensure that reported quantitation results are accurate. No qualification of the data is recommended.

Data Qualifiers

Data qualifiers were assigned by the laboratory to the reported results to identify target analytes detected below the reporting limit (RL) but above the method detection limit (MDL), and/or when target analytes were detected in the associated method/preparation blank sample. Based on a spot check of the data qualifiers used, these flags appeared to be applied to the reported results in accordance with USEPA guidance. The "J" qualifier, which indicates an estimated value because the result was between the RL and MDL, was carried forward.

Compounds detected at levels above the calibration range of the instrument were qualified "E" by the laboratory. The samples were then re-analyzed at a dilution to bring the concentration within the calibration range of the instrument. Both results were reported by the laboratory and the data validator used professional judgment to select the best result for reporting purposes.

Semivolatile Organic Compounds (SVOCs)

Sample Data Reporting Format

The sample data are presented using USEPA Contract Laboratory Protocol (CLP) format. The data package has been reviewed for completeness and found to contain each required sample

result and associated QA/QC report form. The reporting format is complete and compliant with the objectives of the project. No qualification of the data is recommended.

Preservation and Holding Time Compliance

Maximum allowable holding times for each parameter were measured from the time of sample collection to the time of sample preparation or analysis for each project sample. All project samples were found to be properly preserved or analyzed within the USEPA recommended maximum holding time, without exception. No qualification of the data is recommended.

Gas Chromatography/Mass Spectrometry (GC/MS) Instrument Performance Check

GC/MS instrument performance checks for the instruments used in the analysis of project samples fell within method specific criteria without exception. No qualification of the data is recommended.

Initial Calibration Verification (ICV)

Initial calibration checks for the instruments used in the analysis of project samples fell within the method specific criteria without exception. No qualification of the data is recommended.

Continuing Calibration Verification (CCV)

Continuing calibration checks for the instruments used in the analysis of project samples fell within the method specific criteria without exception. No qualification of the data is recommended.

Blank Sample Analysis

In accordance with cited USEPA guidelines, positive sample results should be reported unless the concentration of the compound in the project sample is less than or equal to 5 times (5X) the amount in any blank.

Target compounds were not identified in associated blank samples at concentrations above the MDL for organic parameter analyses without exception. No qualification of the data is recommended.

System Monitoring/Surrogate Compound Recoveries

System monitoring/surrogate compound recoveries were within the laboratory specific criteria for the analysis of the project samples without exception. No qualification of the data is recommended.

Laboratory Control Sample (LCS) and Matrix Spike/Matrix Spike Duplicate (MS/MSD) Recoveries

LCS recoveries were within the method specific criteria without exception. No qualification of the data is recommended.

MS/MSD recovery data alone cannot be used to evaluate precision or accuracy of individual samples. Although the associated MS and MSD samples had SVOC compounds with percent recoveries outside of the method specific criteria, due to the LCS recoveries being within the criteria, no qualification of the data is recommended.

Internal Standards (IS)

The calculated response of each IS compound fell within the QA/QC criteria without exception. No qualification of the data is recommended.

Compound Quantitation

Compound quantitation is performed to ensure that reported quantitation results are accurate. No qualification of the data is recommended.

Data Qualifiers

Data qualifiers were assigned by the laboratory to the reported results to identify target analytes detected below the reporting limit (RL) but above the method detection limit (MDL), and/or when target analytes were detected in the associated method/preparation blank sample. Based on a spot check of the data qualifiers used, these flags appeared to be applied to the reported results in accordance with USEPA guidance. The "J" qualifier, which indicates an estimated value because the result was between the RL and MDL, was carried forward.

Metals & Miscellaneous Parameters

Preservation and Holding Time Compliance

Maximum allowable holding times for each parameter were measured from the time of sample collection to the time of sample preparation or analysis for each project sample. All project samples were found to be properly preserved or analyzed within the USEPA recommended maximum holding time without exception. No qualification of the data is recommended.

Initial Calibration Verification (ICV)

Initial calibration checks for the instruments used in the analysis of project samples fell within the method specific criteria without exception. No qualification of the data is recommended.

Continuing Calibration Verification (CCV)

Continuing calibration checks for the instruments used in the analysis of project samples fell within the method specific criteria without exception. No qualification of the data is recommended.

Blank Sample Analysis

In accordance with cited USEPA guidelines, positive sample results should be reported unless the concentration of the compound in the project sample is less than or equal to 5 times (5X) the amount in the associated blank sample.

Target compounds were not identified in associated blank samples at a concentration above the MDL for metals analyses, with the following exceptions:

Blank	Target Analyte(s)	Conc.	Flag sample results with a "U" if ≤ this value	Affected Sample(s)
MB-72345	Iron	173 ug/L	865 ug/L	BW-4 BW-4 DUP BW-5
MB-72328	Chloride	0.123 mg/L	0.615 mg/L	BW-4 BW-4 DUP BW-5
MB-72351	Chloride	0.141 mg/L	0.705 mg/L	BW-12 BW-7 BW-6 FIELD BLANK

Note: Preparation Blank associated samples include all samples analyzed within the sample analytical batch.

Interference Check Sample Analysis

The interference check sample solution percent recoveries (%Rs) fell within the method required control limits without exception. No qualification of the data is recommended.

Laboratory Control Sample (LCS) Analysis

The LCS %Rs fell within the method required control limits without exception. No qualification of the data is recommended.

Matrix Spike/Matrix Spike Duplicate (MS/MSD) Analysis

The MS/MSD %Rs fell within the method required control limits (75-125%), with the following exceptions:

MS ID	Compound	MS %R	Corrective Action	Affected Samples
BW-5MS	Nitrogen, Nitrite Chloride	0 0	Action #1 Action #1	All Samples
BW-5MSD	Nitrogen, Nitrite Chloride	0 0	Action #1 Action #1	All Samples

Action #1: Positive results were qualified as "J", estimated and nondetected results were qualified as "R", rejected.

Laboratory Duplicate Analysis

The laboratory duplicate percent differences (%Ds) fell within the method required control limits without exception. No qualification of the data is recommended.

ICP Serial Dilution Analysis

The ICP Serial Dilution %Ds fell within the method required control limits without exception. No qualification of the data is recommended.

Compound Quantitation

Compound quantitation is performed to ensure that reported quantitation results are accurate. Compounds were quantitated correctly without exception.

Data Qualifiers

Data qualifiers were assigned by the laboratory to the reported results to identify target analytes detected below the reporting limit (RL) but above the method detection limit (MDL), and/or when target analytes were detected in the associated method/preparation blank sample. Based on a spot check of the data qualifiers used, these flags appeared to be applied to the reported results in accordance with USEPA guidance. For miscellaneous parameters, the "J" qualifier, which indicates an estimated value because the result was between the RL and MDL, was carried forward.

Miscellaneous parameter analyses samples that contained concentrations of target analytes at a reportable level in the associated method blanks were flagged by the laboratory with a "B". If the target analyte concentration was greater than 5X the amount in any blank, the "B" qualifier was not carried forward; if less than the 5X rule, the "B" qualifier was replaced with a "U".

Summary

The results presented in each report were found to be compliant with the data quality objectives for the project and usable. Based on our review, the usability of the data is 100%, with the few exceptions noted above.

1A - FORM I VOA-1

VOLATILE ORGANICS ANALYSIS DATA SHEET

CLIENT SAMPLE NO.

BW-4

Lab Name: SPECTRUM ANALYTICAL, INC. Contract:

Lab Code: MITKEM Case No.: M0999 Mod. Ref No.: SDG No.: SM0999

Matrix: (SOIL/SED/WATER) WATER Lab Sample ID: M0999-01A

Sample wt/vol: 5.00 (g/mL) ML Lab File ID: V1M2581.D

Level: (TRACE/LOW/MED) LOW Date Received: 06/19/2013

% Moisture: not dec. Date Analyzed: 06/25/2013

GC Column: DB-624 ID: 0.25 (mm) Dilution Factor: 2.0

Soil Extract Volume: (uL) Soil Aliquot Volume: (uL)

Purge Volume: 5.0 (mL)

CAS NO.	COMPOUND	CONCENTRATION UNITS: (ug/L or ug/Kg) UG/L	Q
74-87-3	Chloromethane	10	U
75-01-4	Vinyl chloride	57	
74-83-9	Bromomethane	10	U
75-00-3	Chloroethane	10	U
75-69-4	Trichlorofluoromethane	10	U
75-35-4	1,1-Dichloroethene	2.1	J
67-64-1	Acetone	10	U
75-15-0	Carbon disulfide	10	U
75-09-2	Methylene chloride	10	U
156-60-5	trans-1,2-Dichloroethene	10	U
1634-04-4	Methyl tert-butyl ether	10	U
75-34-3	1,1-Dichloroethane	10	U
108-05-4	Vinyl acetate	10	U
78-93-3	2-Butanone	10	U
156-59-2	cis-1,2-Dichloroethene	240	
67-66-3	Chloroform	10	U
71-55-6	1,1,1-Trichloroethane	10	U
56-23-5	Carbon tetrachloride	10	U
107-06-2	1,2-Dichloroethane	10	U
71-43-2	Benzene	10	U
79-01-6	Trichloroethene	150	
78-87-5	1,2-Dichloropropane	10	U
75-27-4	Bromodichloromethane	10	U
10061-01-5	cis-1,3-Dichloropropene	10	U
108-10-1	4-Methyl-2-pentanone	10	U
108-88-3	Toluene	10	U
10061-02-6	trans-1,3-Dichloropropene	10	U
79-00-5	1,1,2-Trichloroethane	10	U
127-18-4	Tetrachloroethene	10	U
591-78-6	2-Hexanone	10	U
124-48-1	Dibromochloromethane	10	U
108-90-7	Chlorobenzene	10	U
100-41-4	Ethylbenzene	10	U
179601-23-1	m,p-Xylene	10	U
95-47-6	o-Xylene	10	U

EL 7/24/13

1B - FORM I VOA-2

VOLATILE ORGANICS ANALYSIS DATA SHEET

CLIENT SAMPLE NO.

BW-4

Lab Name: SPECTRUM ANALYTICAL, INC. Contract:

Lab Code: MITKEM Case No.: M0999 Mod. Ref No.: SDG No.: SM0999

Matrix: (SOIL/SED/WATER) WATER Lab Sample ID: M0999-01A

Sample wt/vol: 5.00 (g/mL) ML Lab File ID: V1M2581.D

Level: (TRACE/LOW/MED) LOW Date Received: 06/19/2013

% Moisture: not dec. Date Analyzed: 06/25/2013

GC Column: DB-624 ID: 0.25 (mm) Dilution Factor: 2.0

Soil Extract Volume: (uL) Soil Aliquot Volume: (uL)

Purge Volume: 5.0 (mL)

CAS NO.	COMPOUND	CONCENTRATION UNITS: (ug/L or ug/Kg) UG/L	Q
1330-20-7	Xylene (Total)	10	U
100-42-5	Styrene	10	U
75-25-2	Bromoform	10	U
98-82-8	Isopropylbenzene	10	U
79-34-5	1,1,2,2-Tetrachloroethane	10	U
103-65-1	n-Propylbenzene	10	U
108-67-8	1,3,5-Trimethylbenzene	10	U
98-06-6	tert-Butylbenzene	10	U
95-63-6	1,2,4-Trimethylbenzene	10	U
135-98-8	sec-Butylbenzene	10	U
99-87-6	4-Isopropyltoluene	10	U
541-73-1	1,3-Dichlorobenzene	10	U
106-46-7	1,4-Dichlorobenzene	10	U
104-51-8	n-Butylbenzene	10	U
95-50-1	1,2-Dichlorobenzene	10	U
91-20-3	Naphthalene	10	U
110-75-8	2-Chloroethyl vinyl ether	10	U

EL
7/24/13

1J - FORM I VOA-TIC

VOLATILE ORGANICS ANALYSIS DATA SHEET

TENTATIVELY IDENTIFIED COMPOUNDS

CLIENT SAMPLE NO.

BW-4

Lab Name: SPECTRUM ANALYTICAL, INC. Contract:

Lab Code: MITKEM Case No.: M0999 Mod. Ref No.: SDG No.: SM0999

Matrix: (SOIL/SED/WATER) WATER Lab Sample ID: M0999-01A

Sample wt/vol: 5.00 (g/mL) ML Lab File ID: V1M2581.D

Level: (TRACE or LOW/MED) LOW Date Received: 06/19/2013

% Moisture: not dec. Date Analyzed: 06/25/2013

GC Column: DB-624 ID: 0.25 (mm) Dilution Factor: 2.0

Soil Extract Volume: (uL) Soil Aliquot Volume: (uL)

CONCENTRATION UNITS: (ug/L or ug/Kg) UG/L Purge Volume: 5.0 (mL)

CAS NUMBER	COMPOUND NAME	RT	EST. CONC.	Q

[1]EPA-designated Registry Number.

EL
6/24/13

1A - FORM I VOA-1

VOLATILE ORGANICS ANALYSIS DATA SHEET

CLIENT SAMPLE NO.

BW-4 DUP

Lab Name: SPECTRUM ANALYTICAL, INC. Contract:

Lab Code: MITKEM Case No.: M0999 Mod. Ref No.: SDG No.: SM0999

Matrix: (SOIL/SED/WATER) WATER Lab Sample ID: M0999-02A

Sample wt/vol: 5.00 (g/mL) ML Lab File ID: V1M2589.D

Level: (TRACE/LOW/MED) LOW Date Received: 06/19/2013

% Moisture: not dec. Date Analyzed: 06/25/2013

GC Column: DB-624 ID: 0.25 (mm) Dilution Factor: 2.0

Soil Extract Volume: (uL) Soil Aliquot Volume: (uL)

Purge Volume: 5.0 (mL)

CAS NO.	COMPOUND	CONCENTRATION UNITS: (ug/L or ug/Kg) UG/L	Q
74-87-3	Chloromethane	10	U
75-01-4	Vinyl chloride	50	
74-83-9	Bromomethane	10	U
75-00-3	Chloroethane	10	U
75-69-4	Trichlorofluoromethane	10	U
75-35-4	1,1-Dichloroethene	2.4	J
67-64-1	Acetone	10	U
75-15-0	Carbon disulfide	10	U
75-09-2	Methylene chloride	10	U
156-60-5	trans-1,2-Dichloroethene	1.8	J
1634-04-4	Methyl tert-butyl ether	10	U
75-34-3	1,1-Dichloroethane	10	U
108-05-4	Vinyl acetate	10	U
78-93-3	2-Butanone	10	U
156-59-2	cis-1,2-Dichloroethene	230	
67-66-3	Chloroform	10	U
71-55-6	1,1,1-Trichloroethane	10	U
56-23-5	Carbon tetrachloride	10	U
107-06-2	1,2-Dichloroethane	10	U
71-43-2	Benzene	10	U
79-01-6	Trichloroethene	160	
78-87-5	1,2-Dichloropropane	10	U
75-27-4	Bromodichloromethane	10	U
10061-01-5	cis-1,3-Dichloropropene	10	U
108-10-1	4-Methyl-2-pentanone	10	U
108-88-3	Toluene	10	U
10061-02-6	trans-1,3-Dichloropropene	10	U
79-00-5	1,1,2-Trichloroethane	10	U
127-18-4	Tetrachloroethene	10	U
591-78-6	2-Hexanone	10	U
124-48-1	Dibromochloromethane	10	U
108-90-7	Chlorobenzene	10	U
100-41-4	Ethylbenzene	10	U
179601-23-1	m,p-Xylene	10	U
95-47-6	o-Xylene	10	U

EL 7/24/13

1B - FORM I VOA-2

VOLATILE ORGANICS ANALYSIS DATA SHEET

CLIENT SAMPLE NO.

BW-4 DUP

Lab Name: SPECTRUM ANALYTICAL, INC. Contract:

Lab Code: MITKEM Case No.: M0999 Mod. Ref No.: SDG No.: SM0999

Matrix: (SOIL/SED/WATER) WATER Lab Sample ID: M0999-02A

Sample wt/vol: 5.00 (g/mL) ML Lab File ID: V1M2589.D

Level: (TRACE/LOW/MED) LOW Date Received: 06/19/2013

% Moisture: not dec. Date Analyzed: 06/25/2013

GC Column: DB-624 ID: 0.25 (mm) Dilution Factor: 2.0

Soil Extract Volume: (uL) Soil Aliquot Volume: (uL)

Purge Volume: 5.0 (mL)

CAS NO.	COMPOUND	CONCENTRATION UNITS: (ug/L or ug/Kg) UG/L	Q
1330-20-7	Xylene (Total)	10	U
100-42-5	Styrene	10	U
75-25-2	Bromoform	10	U
98-82-8	Isopropylbenzene	10	U
79-34-5	1,1,2,2-Tetrachloroethane	10	U
103-65-1	n-Propylbenzene	10	U
108-67-8	1,3,5-Trimethylbenzene	10	U
98-06-6	tert-Butylbenzene	10	U
95-63-6	1,2,4-Trimethylbenzene	10	U
135-98-8	sec-Butylbenzene	10	U
99-87-6	4-Isopropyltoluene	10	U
541-73-1	1,3-Dichlorobenzene	10	U
106-46-7	1,4-Dichlorobenzene	10	U
104-51-8	n-Butylbenzene	10	U
95-50-1	1,2-Dichlorobenzene	10	U
91-20-3	Naphthalene	10	U
110-75-8	2-Chloroethyl vinyl ether	10	UJ

EL
7/24/13

1J - FORM I VOA-TIC

VOLATILE ORGANICS ANALYSIS DATA SHEET

TENTATIVELY IDENTIFIED COMPOUNDS

CLIENT SAMPLE NO.

BW-4 DUP

Lab Name: SPECTRUM ANALYTICAL, INC. Contract:

Lab Code: MITKEM Case No.: M0999 Mod. Ref No.: SDG No.: SM0999

Matrix: (SOIL/SED/WATER) WATER Lab Sample ID: M0999-02A

Sample wt/vol: 5.00 (g/mL) ML Lab File ID: V1M2589.D

Level: (TRACE or LOW/MED) LOW Date Received: 06/19/2013

% Moisture: not dec. Date Analyzed: 06/25/2013

GC Column: DB-624 ID: 0.25 (mm) Dilution Factor: 2.0

Soil Extract Volume: (uL) Soil Aliquot Volume: (uL)

CONCENTRATION UNITS: (ug/L or ug/Kg) UG/L Purge Volume: 5.0 (mL)

CAS NUMBER	COMPOUND NAME	RT	EST. CONC.	Q

[1]EPA-designated Registry Number.

EL
7/24/13

1A - FORM I VOA-1

VOLATILE ORGANICS ANALYSIS DATA SHEET

CLIENT SAMPLE NO.

BW-5

Lab Name: SPECTRUM ANALYTICAL, INC. Contract:

Lab Code: MITKEM Case No.: M0999 Mod. Ref No.: SDG No.: SM0999

Matrix: (SOIL/SED/WATER) WATER Lab Sample ID: M0999-03A

Sample wt/vol: 5.00 (g/mL) ML Lab File ID: V1M2583.D

Level: (TRACE/LOW/MED) LOW Date Received: 06/19/2013

% Moisture: not dec. Date Analyzed: 06/25/2013

GC Column: DB-624 ID: 0.25 (mm) Dilution Factor: 20.0

Soil Extract Volume: (uL) Soil Aliquot Volume: (uL)

Purge Volume: 5.0 (mL)

CAS NO.	COMPOUND	CONCENTRATION UNITS: (ug/L or ug/Kg) UG/L	Q
74-87-3	Chloromethane	100	U
75-01-4	Vinyl chloride	810	
74-83-9	Bromomethane	100	U
75-00-3	Chloroethane	100	U
75-69-4	Trichlorofluoromethane	100	U
75-35-4	1,1-Dichloroethene	39	J
67-64-1	Acetone	100	U
75-15-0	Carbon disulfide	100	U
75-09-2	Methylene chloride	100	U
156-60-5	trans-1,2-Dichloroethene	41	J
1634-04-4	Methyl tert-butyl ether	100	U
75-34-3	1,1-Dichloroethane	100	U
108-05-4	Vinyl acetate	100	U
78-93-3	2-Butanone	100	U
~~156-59-2~~	~~cis-1,2-Dichloroethene~~	~~5100~~	~~E~~
67-66-3	Chloroform	100	U
71-55-6	1,1,1-Trichloroethane	100	U
56-23-5	Carbon tetrachloride	100	U
107-06-2	1,2-Dichloroethane	100	U
71-43-2	Benzene	100	U
79-01-6	Trichloroethene	3000	
78-87-5	1,2-Dichloropropane	100	U
75-27-4	Bromodichloromethane	100	U
10061-01-5	cis-1,3-Dichloropropene	100	U
108-10-1	4-Methyl-2-pentanone	100	U
108-88-3	Toluene	100	U
10061-02-6	trans-1,3-Dichloropropene	100	U
79-00-5	1,1,2-Trichloroethane	100	U
127-18-4	Tetrachloroethene	100	U
591-78-6	2-Hexanone	100	U
124-48-1	Dibromochloromethane	100	U
108-90-7	Chlorobenzene	100	U
100-41-4	Ethylbenzene	100	U
179601-23-1	m,p-Xylene	100	U
95-47-6	o-Xylene	100	U

EL 7/24/13

1B - FORM I VOA-2

VOLATILE ORGANICS ANALYSIS DATA SHEET

CLIENT SAMPLE NO.

BW-5

Lab Name: SPECTRUM ANALYTICAL, INC. Contract:

Lab Code: MITKEM Case No.: M0999 Mod. Ref No.: SDG No.: SM0999

Matrix: (SOIL/SED/WATER) WATER Lab Sample ID: M0999-03A

Sample wt/vol: 5.00 (g/mL) ML Lab File ID: V1M2583.D

Level: (TRACE/LOW/MED) LOW Date Received: 06/19/2013

% Moisture: not dec. Date Analyzed: 06/25/2013

GC Column: DB-624 ID: 0.25 (mm) Dilution Factor: 20.0

Soil Extract Volume: (uL) Soil Aliquot Volume: (uL)

Purge Volume: 5.0 (mL)

CAS NO.	COMPOUND	CONCENTRATION UNITS: (ug/L or ug/Kg) UG/L	Q
1330-20-7	Xylene (Total)	100	U
100-42-5	Styrene	100	U
75-25-2	Bromoform	100	U
98-82-8	Isopropylbenzene	100	U
79-34-5	1,1,2,2-Tetrachloroethane	100	U
103-65-1	n-Propylbenzene	100	U
108-67-8	1,3,5-Trimethylbenzene	100	U
98-06-6	tert-Butylbenzene	100	U
95-63-6	1,2,4-Trimethylbenzene	100	U
135-98-8	sec-Butylbenzene	100	U
99-87-6	4-Isopropyltoluene	100	U
541-73-1	1,3-Dichlorobenzene	100	U
106-46-7	1,4-Dichlorobenzene	100	U
104-51-8	n-Butylbenzene	100	U
95-50-1	1,2-Dichlorobenzene	100	U
91-20-3	Naphthalene	100	U
110-75-8	2-Chloroethyl vinyl ether	100	UJ

EL
7/24/13

1J - FORM I VOA-TIC

VOLATILE ORGANICS ANALYSIS DATA SHEET

TENTATIVELY IDENTIFIED COMPOUNDS

CLIENT SAMPLE NO.

BW-5

Lab Name: SPECTRUM ANALYTICAL, INC. Contract:

Lab Code: MITKEM Case No.: M0999 Mod. Ref No.: SDG No.: SM0999

Matrix: (SOIL/SED/WATER) WATER Lab Sample ID: M0999-03A

Sample wt/vol: 5.00 (g/mL) ML Lab File ID: V1M2583.D

Level: (TRACE or LOW/MED) LOW Date Received: 06/19/2013

% Moisture: not dec. Date Analyzed: 06/25/2013

GC Column: DB-624 ID: 0.25 (mm) Dilution Factor: 20.0

Soil Extract Volume: (uL) Soil Aliquot Volume: (uL)

CONCENTRATION UNITS: (ug/L or ug/Kg) UG/L Purge Volume: 5.0 (mL)

CAS NUMBER	COMPOUND NAME	RT	EST. CONC.	Q

[1]EPA-designated Registry Number.

EL
7/24/13

1A - FORM I VOA-1

VOLATILE ORGANICS ANALYSIS DATA SHEET

CLIENT SAMPLE NO.

BW-5DL

Lab Name: SPECTRUM ANALYTICAL, INC. Contract:

Lab Code: MITKEM Case No.: M0999 Mod. Ref No.: SDG No.: SM0999

Matrix: (SOIL/SED/WATER) WATER Lab Sample ID: M0999-03ADL

Sample wt/vol: 5.00 (g/mL) ML Lab File ID: V1M2590.D

Level: (TRACE/LOW/MED) LOW Date Received: 06/19/2013

% Moisture: not dec. Date Analyzed: 06/25/2013

GC Column: DB-624 ID: 0.25 (mm) Dilution Factor: 50.0

Soil Extract Volume: (uL) Soil Aliquot Volume: (uL)

Purge Volume: 5.0 (mL)

CAS NO.	COMPOUND	CONCENTRATION UNITS: (ug/L or ug/Kg) UG/L	Q
74-87-3	Chloromethane	250	U
75-01-4	Vinyl chloride	750	D
74-83-9	Bromomethane	250	U
75-00-3	Chloroethane	250	U
75-69-4	Trichlorofluoromethane	250	U
75-35-4	1,1-Dichloroethene	42	DJ
67-64-1	Acetone	250	U
75-15-0	Carbon disulfide	250	U
75-09-2	Methylene chloride	250	U
156-60-5	trans-1,2-Dichloroethene	39	DJ
1634-04-4	Methyl tert-butyl ether	250	U
75-34-3	1,1-Dichloroethane	250	U
108-05-4	Vinyl acetate	250	U
78-93-3	2-Butanone	250	U
156-59-2	cis-1,2-Dichloroethene	4800	D
67-66-3	Chloroform	250	U
71-55-6	1,1,1-Trichloroethane	250	U
56-23-5	Carbon tetrachloride	250	U
107-06-2	1,2-Dichloroethane	250	U
71-43-2	Benzene	250	U
79-01-6	Trichloroethene	2900	D
78-87-5	1,2-Dichloropropane	250	U
75-27-4	Bromodichloromethane	250	U
10061-01-5	cis-1,3-Dichloropropene	250	U
108-10-1	4-Methyl-2-pentanone	250	U
108-88-3	Toluene	250	U
10061-02-6	trans-1,3-Dichloropropene	250	U
79-00-5	1,1,2-Trichloroethane	250	U
127-18-4	Tetrachloroethene	250	U
591-78-6	2-Hexanone	250	U
124-48-1	Dibromochloromethane	250	U
108-90-7	Chlorobenzene	250	U
100-41-4	Ethylbenzene	250	U
179601-23-1	m,p-Xylene	250	U
95-47-6	o-Xylene	250	U

EL 7/24/13

1B - FORM I VOA-2

VOLATILE ORGANICS ANALYSIS DATA SHEET

CLIENT SAMPLE NO.

BW-5DL

Lab Name: SPECTRUM ANALYTICAL, INC. Contract:

Lab Code: MITKEM Case No.: M0999 Mod. Ref No.: SDG No.: SM0999

Matrix: (SOIL/SED/WATER) WATER Lab Sample ID: M0999-03ADL

Sample wt/vol: 5.00 (g/mL) ML Lab File ID: V1M2590.D

Level: (TRACE/LOW/MED) LOW Date Received: 06/19/2013

% Moisture: not dec. Date Analyzed: 06/25/2013

GC Column: DB-624 ID: 0.25 (mm) Dilution Factor: 50.0

Soil Extract Volume: (uL) Soil Aliquot Volume: (uL)

Purge Volume: 5.0 (mL)

CAS NO.	COMPOUND	CONCENTRATION UNITS: (ug/L or ug/Kg) UG/L	Q
1330-20-7	Xylene (Total)	250	U
100-42-5	Styrene	250	U
75-25-2	Bromoform	250	U
98-82-8	Isopropylbenzene	250	U
79-34-5	1,1,2,2-Tetrachloroethane	250	U
103-65-1	n-Propylbenzene	250	U
108-67-8	1,3,5-Trimethylbenzene	250	U
98-06-6	tert-Butylbenzene	250	U
95-63-6	1,2,4-Trimethylbenzene	250	U
135-98-8	sec-Butylbenzene	250	U
99-87-6	4-Isopropyltoluene	250	U
541-73-1	1,3-Dichlorobenzene	250	U
106-46-7	1,4-Dichlorobenzene	250	U
104-51-8	n-Butylbenzene	250	U
95-50-1	1,2-Dichlorobenzene	250	U
91-20-3	Naphthalene	250	U
110-75-8	2-Chloroethyl vinyl ether	250	U

EL
7/29/13

1J - FORM I VOA-TIC

VOLATILE ORGANICS ANALYSIS DATA SHEET

TENTATIVELY IDENTIFIED COMPOUNDS

CLIENT SAMPLE NO.

BW-5DL

Lab Name: SPECTRUM ANALYTICAL, INC. Contract:

Lab Code: MITKEM Case No.: M0999 Mod. Ref No.: SDG No.: SM0999

Matrix: (SOIL/SED/WATER) WATER Lab Sample ID: M0999-03ADL

Sample wt/vol: 5.00 (g/mL) ML Lab File ID: V1M2590.D

Level: (TRACE or LOW/MED) LOW Date Received: 06/19/2013

% Moisture: not dec. Date Analyzed: 06/25/2013

GC Column: DB-624 ID: 0.25 (mm) Dilution Factor: 50.0

Soil Extract Volume: (uL) Soil Aliquot Volume: (uL)

CONCENTRATION UNITS: (ug/L or ug/Kg) UG/L Purge Volume: 5.0 (mL)

CAS NUMBER	COMPOUND NAME	RT	EST. CONC.	Q

[1]EPA-designated Registry Number.

EL
7/24/13

1A - FORM I VOA-1

VOLATILE ORGANICS ANALYSIS DATA SHEET

CLIENT SAMPLE NO.

BW-12

Lab Name: SPECTRUM ANALYTICAL, INC. Contract:

Lab Code: MITKEM Case No.: M0999 Mod. Ref No.: SDG No.: SM0999

Matrix: (SOIL/SED/WATER) WATER Lab Sample ID: M0999-04A

Sample wt/vol: 5.00 (g/mL) ML Lab File ID: V1M2591.D

Level: (TRACE/LOW/MED) LOW Date Received: 06/20/2013

% Moisture: not dec. Date Analyzed: 06/25/2013

GC Column: DB-624 ID: 0.25 (mm) Dilution Factor: 1.0

Soil Extract Volume: (uL) Soil Aliquot Volume: (uL)

Purge Volume: 5.0 (mL)

CAS NO.	COMPOUND	CONCENTRATION UNITS: (ug/L or ug/Kg) UG/L	Q
74-87-3	Chloromethane	5.0	U
75-01-4	Vinyl chloride	2.9	J
74-83-9	Bromomethane	5.0	U
75-00-3	Chloroethane	5.0	U
75-69-4	Trichlorofluoromethane	5.0	U
75-35-4	1,1-Dichloroethene	5.0	U
67-64-1	Acetone	5.0	U
75-15-0	Carbon disulfide	5.0	U
75-09-2	Methylene chloride	5.0	U
156-60-5	trans-1,2-Dichloroethene	5.0	U
1634-04-4	Methyl tert-butyl ether	5.0	U
75-34-3	1,1-Dichloroethane	5.0	U
108-05-4	Vinyl acetate	5.0	U
78-93-3	2-Butanone	5.0	U
156-59-2	cis-1,2-Dichloroethene	5.2	U
67-66-3	Chloroform	5.0	U
71-55-6	1,1,1-Trichloroethane	5.0	U
56-23-5	Carbon tetrachloride	5.0	U
107-06-2	1,2-Dichloroethane	5.0	U
71-43-2	Benzene	5.0	U
79-01-6	Trichloroethene	1.6	J U
78-87-5	1,2-Dichloropropane	5.0	U
75-27-4	Bromodichloromethane	5.0	U
10061-01-5	cis-1,3-Dichloropropene	5.0	U
108-10-1	4-Methyl-2-pentanone	5.0	U
108-88-3	Toluene	5.0	U
10061-02-6	trans-1,3-Dichloropropene	5.0	U
79-00-5	1,1,2-Trichloroethane	5.0	U
127-18-4	Tetrachloroethene	5.0	U
591-78-6	2-Hexanone	5.0	U
124-48-1	Dibromochloromethane	5.0	U
108-90-7	Chlorobenzene	5.0	U
100-41-4	Ethylbenzene	5.0	U
179601-23-1	m,p-Xylene	5.0	U
95-47-6	o-Xylene	5.0	U

EC 7/24/13

1B - FORM I VOA-2

VOLATILE ORGANICS ANALYSIS DATA SHEET

CLIENT SAMPLE NO.

BW-12

Lab Name: SPECTRUM ANALYTICAL, INC. Contract:

Lab Code: MITKEM Case No.: M0999 Mod. Ref No.: SDG No.: SM0999

Matrix: (SOIL/SED/WATER) WATER Lab Sample ID: M0999-04A

Sample wt/vol: 5.00 (g/mL) ML Lab File ID: V1M2591.D

Level: (TRACE/LOW/MED) LOW Date Received: 06/20/2013

% Moisture: not dec. Date Analyzed: 06/25/2013

GC Column: DB-624 ID: 0.25 (mm) Dilution Factor: 1.0

Soil Extract Volume: (uL) Soil Aliquot Volume: (uL)

Purge Volume: 5.0 (mL)

CAS NO.	COMPOUND	CONCENTRATION UNITS: (ug/L or ug/Kg) UG/L	Q
1330-20-7	Xylene (Total)	5.0	U
100-42-5	Styrene	5.0	U
75-25-2	Bromoform	5.0	U
98-82-8	Isopropylbenzene	5.0	U
79-34-5	1,1,2,2-Tetrachloroethane	5.0	U
103-65-1	n-Propylbenzene	5.0	U
108-67-8	1,3,5-Trimethylbenzene	5.0	U
98-06-6	tert-Butylbenzene	5.0	U
95-63-6	1,2,4-Trimethylbenzene	5.0	U
135-98-8	sec-Butylbenzene	5.0	U
99-87-6	4-Isopropyltoluene	5.0	U
541-73-1	1,3-Dichlorobenzene	5.0	U
106-46-7	1,4-Dichlorobenzene	5.0	U
104-51-8	n-Butylbenzene	5.0	U
95-50-1	1,2-Dichlorobenzene	5.0	U
91-20-3	Naphthalene	5.0	U
110-75-8	2-Chloroethyl vinyl ether	5.0	UJ

EL
7/24/13

1J - FORM I VOA-TIC

VOLATILE ORGANICS ANALYSIS DATA SHEET

TENTATIVELY IDENTIFIED COMPOUNDS

CLIENT SAMPLE NO.

BW-12

Lab Name: SPECTRUM ANALYTICAL, INC. Contract:

Lab Code: MITKEM Case No.: M0999 Mod. Ref No.: SDG No.: SM0999

Matrix: (SOIL/SED/WATER) WATER Lab Sample ID: M0999-04A

Sample wt/vol: 5.00 (g/mL) ML Lab File ID: V1M2591.D

Level: (TRACE or LOW/MED) LOW Date Received: 06/20/2013

% Moisture: not dec. Date Analyzed: 06/25/2013

GC Column: DB-624 ID: 0.25 (mm) Dilution Factor: 1.0

Soil Extract Volume: (uL) Soil Aliquot Volume: (uL)

CONCENTRATION UNITS: (ug/L or ug/Kg) UG/L Purge Volume: 5.0 (mL)

CAS NUMBER	COMPOUND NAME	RT	EST. CONC.	Q

[1]EPA-designated Registry Number.

EL
7/24/13

1A - FORM I VOA-1

VOLATILE ORGANICS ANALYSIS DATA SHEET

CLIENT SAMPLE NO.

BW-7

Lab Name: SPECTRUM ANALYTICAL, INC. Contract:

Lab Code: MITKEM Case No.: M0999 Mod. Ref No.: SDG No.: SM0999

Matrix: (SOIL/SED/WATER) WATER Lab Sample ID: M0999-05A

Sample wt/vol: 5.00 (g/mL) ML Lab File ID: V1M2593.D

Level: (TRACE/LOW/MED) LOW Date Received: 06/20/2013

% Moisture: not dec. Date Analyzed: 06/25/2013

GC Column: DB-624 ID: 0.25 (mm) Dilution Factor: 1.0

Soil Extract Volume: (uL) Soil Aliquot Volume: (uL)

Purge Volume: 5.0 (mL)

CAS NO.	COMPOUND	CONCENTRATION UNITS: (ug/L or ug/Kg) UG/L	Q
74-87-3	Chloromethane	5.0	U
75-01-4	Vinyl chloride	3.9	J
74-83-9	Bromomethane	5.0	U
75-00-3	Chloroethane	5.0	U
75-69-4	Trichlorofluoromethane	5.0	U
75-35-4	1,1-Dichloroethene	0.76	J
67-64-1	Acetone	5.0	U
75-15-0	Carbon disulfide	5.0	U
75-09-2	Methylene chloride	5.0	U
156-60-5	trans-1,2-Dichloroethene	5.0	U
1634-04-4	Methyl tert-butyl ether	5.0	U
75-34-3	1,1-Dichloroethane	5.0	U
108-05-4	Vinyl acetate	5.0	U
78-93-3	2-Butanone	5.0	U
156-59-2	cis-1,2-Dichloroethene	67	
67-66-3	Chloroform	5.0	U
71-55-6	1,1,1-Trichloroethane	5.0	U
56-23-5	Carbon tetrachloride	5.0	U
107-06-2	1,2-Dichloroethane	5.0	U
71-43-2	Benzene	5.0	U
79-01-6	Trichloroethene	86	
78-87-5	1,2-Dichloropropane	5.0	U
75-27-4	Bromodichloromethane	5.0	U
10061-01-5	cis-1,3-Dichloropropene	5.0	U
108-10-1	4-Methyl-2-pentanone	5.0	U
108-88-3	Toluene	5.0	U
10061-02-6	trans-1,3-Dichloropropene	5.0	U
79-00-5	1,1,2-Trichloroethane	5.0	U
127-18-4	Tetrachloroethene	2.0	J
591-78-6	2-Hexanone	5.0	U
124-48-1	Dibromochloromethane	5.0	U
108-90-7	Chlorobenzene	5.0	U
100-41-4	Ethylbenzene	5.0	U
179601-23-1	m,p-Xylene	5.0	U
95-47-6	o-Xylene	5.0	U

EL 7/24/13

1B - FORM I VOA-2

VOLATILE ORGANICS ANALYSIS DATA SHEET

CLIENT SAMPLE NO.

BW-7

Lab Name: SPECTRUM ANALYTICAL, INC. Contract:

Lab Code: MITKEM Case No.: M0999 Mod. Ref No.: SDG No.: SM0999

Matrix: (SOIL/SED/WATER) WATER Lab Sample ID: M0999-05A

Sample wt/vol: 5.00 (g/mL) ML Lab File ID: V1M2593.D

Level: (TRACE/LOW/MED) LOW Date Received: 06/20/2013

% Moisture: not dec. Date Analyzed: 06/25/2013

GC Column: DB-624 ID: 0.25 (mm) Dilution Factor: 1.0

Soil Extract Volume: (uL) Soil Aliquot Volume: (uL)

Purge Volume: 5.0 (mL)

CAS NO.	COMPOUND	CONCENTRATION UNITS: (ug/L or ug/Kg) UG/L	Q
1330-20-7	Xylene (Total)	5.0	U
100-42-5	Styrene	5.0	U
75-25-2	Bromoform	5.0	U
98-82-8	Isopropylbenzene	5.0	U
79-34-5	1,1,2,2-Tetrachloroethane	5.0	U
103-65-1	n-Propylbenzene	5.0	U
108-67-8	1,3,5-Trimethylbenzene	5.0	U
98-06-6	tert-Butylbenzene	5.0	U
95-63-6	1,2,4-Trimethylbenzene	5.0	U
135-98-8	sec-Butylbenzene	5.0	U
99-87-6	4-Isopropyltoluene	5.0	U
541-73-1	1,3-Dichlorobenzene	5.0	U
106-46-7	1,4-Dichlorobenzene	5.0	U
104-51-8	n-Butylbenzene	5.0	U
95-50-1	1,2-Dichlorobenzene	5.0	U
91-20-3	Naphthalene	5.0	U
110-75-8	2-Chloroethyl vinyl ether	5.0	U

EL
7/24/13

1J - FORM I VOA-TIC

VOLATILE ORGANICS ANALYSIS DATA SHEET

TENTATIVELY IDENTIFIED COMPOUNDS

CLIENT SAMPLE NO.

BW-7

Lab Name: SPECTRUM ANALYTICAL, INC. Contract:

Lab Code: MITKEM Case No.: M0999 Mod. Ref No.: SDG No.: SM0999

Matrix: (SOIL/SED/WATER) WATER Lab Sample ID: M0999-05A

Sample wt/vol: 5.00 (g/mL) ML Lab File ID: V1M2593.D

Level: (TRACE or LOW/MED) LOW Date Received: 06/20/2013

% Moisture: not dec. Date Analyzed: 06/25/2013

GC Column: DB-624 ID: 0.25 (mm) Dilution Factor: 1.0

Soil Extract Volume: (uL) Soil Aliquot Volume: (uL)

CONCENTRATION UNITS: (ug/L or ug/Kg) UG/L Purge Volume: 5.0 (mL)

CAS NUMBER	COMPOUND NAME	RT	EST. CONC.	Q

[1]EPA-designated Registry Number.

EL
7/24/13

1A - FORM I VOA-1

VOLATILE ORGANICS ANALYSIS DATA SHEET

CLIENT SAMPLE NO.

BW-6

Lab Name: SPECTRUM ANALYTICAL, INC. Contract:

Lab Code: MITKEM Case No.: M0999 Mod. Ref No.: SDG No.: SM0999

Matrix: (SOIL/SED/WATER) WATER Lab Sample ID: M0999-06A

Sample wt/vol: 5.00 (g/mL) ML Lab File ID: V1M2586.D

Level: (TRACE/LOW/MED) LOW Date Received: 06/20/2013

% Moisture: not dec. Date Analyzed: 06/25/2013

GC Column: DB-624 ID: 0.25 (mm) Dilution Factor: 20.0

Soil Extract Volume: (uL) Soil Aliquot Volume: (uL)

Purge Volume: 5.0 (mL)

CAS NO.	COMPOUND	CONCENTRATION UNITS: (ug/L or ug/Kg) UG/L	Q
74-87-3	Chloromethane	100	U
75-01-4	Vinyl chloride	380	
74-83-9	Bromomethane	100	U
75-00-3	Chloroethane	100	U
75-69-4	Trichlorofluoromethane	100	U
75-35-4	1,1-Dichloroethene	48	J
67-64-1	Acetone	100	U
75-15-0	Carbon disulfide	100	U
75-09-2	Methylene chloride	100	U
156-60-5	trans-1,2-Dichloroethene	24	J
1634-04-4	Methyl tert-butyl ether	100	U
75-34-3	1,1-Dichloroethane	100	U
108-05-4	Vinyl acetate	100	U
78-93-3	2-Butanone	100	U
156-59-2	cis-1,2-Dichloroethene	3100	
67-66-3	Chloroform	100	U
71-55-6	1,1,1-Trichloroethane	100	U
56-23-5	Carbon tetrachloride	100	U
107-06-2	1,2-Dichloroethane	100	U
71-43-2	Benzene	100	U
79-01-6	Trichloroethene	5900	E
78-87-5	1,2-Dichloropropane	100	U
75-27-4	Bromodichloromethane	100	U
10061-01-5	cis-1,3-Dichloropropene	100	U
108-10-1	4-Methyl-2-pentanone	100	U
108-88-3	Toluene	100	U
10061-02-6	trans-1,3-Dichloropropene	100	U
79-00-5	1,1,2-Trichloroethane	100	U
127-18-4	Tetrachloroethene	100	U
591-78-6	2-Hexanone	100	U
124-48-1	Dibromochloromethane	100	U
108-90-7	Chlorobenzene	100	U
100-41-4	Ethylbenzene	100	U
179601-23-1	m,p-Xylene	100	U
95-47-6	o-Xylene	100	U

EL 7/29/13

1B - FORM I VOA-2

VOLATILE ORGANICS ANALYSIS DATA SHEET

CLIENT SAMPLE NO.

BW-6

Lab Name: SPECTRUM ANALYTICAL, INC. Contract:

Lab Code: MITKEM Case No.: M0999 Mod. Ref No.: SDG No.: SM0999

Matrix: (SOIL/SED/WATER) WATER Lab Sample ID: M0999-06A

Sample wt/vol: 5.00 (g/mL) ML Lab File ID: V1M2586.D

Level: (TRACE/LOW/MED) LOW Date Received: 06/20/2013

% Moisture: not dec. Date Analyzed: 06/25/2013

GC Column: DB-624 ID: 0.25 (mm) Dilution Factor: 20.0

Soil Extract Volume: (uL) Soil Aliquot Volume: (uL)

Purge Volume: 5.0 (mL)

CAS NO.	COMPOUND	CONCENTRATION UNITS: (ug/L or ug/Kg) UG/L	Q
1330-20-7	Xylene (Total)	100	U
100-42-5	Styrene	100	U
75-25-2	Bromoform	100	U
98-82-8	Isopropylbenzene	100	U
79-34-5	1,1,2,2-Tetrachloroethane	100	U
103-65-1	n-Propylbenzene	100	U
108-67-8	1,3,5-Trimethylbenzene	100	U
98-06-6	tert-Butylbenzene	100	U
95-63-6	1,2,4-Trimethylbenzene	100	U
135-98-8	sec-Butylbenzene	100	U
99-87-6	4-Isopropyltoluene	100	U
541-73-1	1,3-Dichlorobenzene	100	U
106-46-7	1,4-Dichlorobenzene	100	U
104-51-8	n-Butylbenzene	100	U
95-50-1	1,2-Dichlorobenzene	100	U
91-20-3	Naphthalene	100	U
110-75-8	2-Chloroethyl vinyl ether	100	U

EL
7/29/13

1J - FORM I VOA-TIC

VOLATILE ORGANICS ANALYSIS DATA SHEET

TENTATIVELY IDENTIFIED COMPOUNDS

CLIENT SAMPLE NO.

BW-6

Lab Name: SPECTRUM ANALYTICAL, INC. Contract:

Lab Code: MITKEM Case No.: M0999 Mod. Ref No.: SDG No.: SM0999

Matrix: (SOIL/SED/WATER) WATER Lab Sample ID: M0999-06A

Sample wt/vol: 5.00 (g/mL) ML Lab File ID: V1M2586.D

Level: (TRACE or LOW/MED) LOW Date Received: 06/20/2013

% Moisture: not dec. Date Analyzed: 06/25/2013

GC Column: DB-624 ID: 0.25 (mm) Dilution Factor: 20.0

Soil Extract Volume: (uL) Soil Aliquot Volume: (uL)

CONCENTRATION UNITS: (ug/L or ug/Kg) UG/L Purge Volume: 5.0 (mL)

CAS NUMBER	COMPOUND NAME	RT	EST. CONC.	Q

[1]EPA-designated Registry Number.

EL
7/24/13

1A - FORM I VOA-1

VOLATILE ORGANICS ANALYSIS DATA SHEET

CLIENT SAMPLE NO.

BW-6DL

Lab Name: SPECTRUM ANALYTICAL, INC. Contract:

Lab Code: MITKEM Case No.: M0999 Mod. Ref No.: SDG No.: SM0999

Matrix: (SOIL/SED/WATER) WATER Lab Sample ID: M0999-06ADL

Sample wt/vol: 5.00 (g/mL) ML Lab File ID: V1M2594.D

Level: (TRACE/LOW/MED) LOW Date Received: 06/20/2013

% Moisture: not dec. Date Analyzed: 06/25/2013

GC Column: DB-624 ID: 0.25 (mm) Dilution Factor: 50.0

Soil Extract Volume: (uL) Soil Aliquot Volume: (uL)

Purge Volume: 5.0 (mL)

CAS NO.	COMPOUND	CONCENTRATION UNITS: (ug/L or ug/Kg) UG/L	Q
74-87-3	Chloromethane	250	U
75-01-4	Vinyl chloride	420	D
74-83-9	Bromomethane	250	U
75-00-3	Chloroethane	250	U
75-69-4	Trichlorofluoromethane	250	U
75-35-4	1,1-Dichloroethene	43	DJ
67-64-1	Acetone	250	U
75-15-0	Carbon disulfide	250	U
75-09-2	Methylene chloride	250	U
156-60-5	trans-1,2-Dichloroethene	34	DJ
1634-04-4	Methyl tert-butyl ether	250	U
75-34-3	1,1-Dichloroethane	250	U
108-05-4	Vinyl acetate	250	U
78-93-3	2-Butanone	250	U
156-59-2	cis-1,2-Dichloroethene	3100	D
67-66-3	Chloroform	250	U
71-55-6	1,1,1-Trichloroethane	250	U
56-23-5	Carbon tetrachloride	250	U
107-06-2	1,2-Dichloroethane	250	U
71-43-2	Benzene	250	U
79-01-6	Trichloroethene	6200	D
78-87-5	1,2-Dichloropropane	250	U
75-27-4	Bromodichloromethane	250	U
10061-01-5	cis-1,3-Dichloropropene	250	U
108-10-1	4-Methyl-2-pentanone	250	U
108-88-3	Toluene	250	U
10061-02-6	trans-1,3-Dichloropropene	250	U
79-00-5	1,1,2-Trichloroethane	250	U
127-18-4	Tetrachloroethene	250	U
591-78-6	2-Hexanone	250	U
124-48-1	Dibromochloromethane	250	U
108-90-7	Chlorobenzene	250	U
100-41-4	Ethylbenzene	250	U
179601-23-1	m,p-Xylene	250	U
95-47-6	o-Xylene	250	U

EC 7/24/13

1B - FORM I VOA-2

VOLATILE ORGANICS ANALYSIS DATA SHEET

CLIENT SAMPLE NO.

BW-6DL

Lab Name: SPECTRUM ANALYTICAL, INC. Contract:

Lab Code: MITKEM Case No.: M0999 Mod. Ref No.: SDG No.: SM0999

Matrix: (SOIL/SED/WATER) WATER Lab Sample ID: M0999-06ADL

Sample wt/vol: 5.00 (g/mL) ML Lab File ID: V1M2594.D

Level: (TRACE/LOW/MED) LOW Date Received: 06/20/2013

% Moisture: not dec. Date Analyzed: 06/25/2013

GC Column: DB-624 ID: 0.25 (mm) Dilution Factor: 50.0

Soil Extract Volume: (uL) Soil Aliquot Volume: (uL)

Purge Volume: 5.0 (mL)

CAS NO.	COMPOUND	CONCENTRATION UNITS: (ug/L or ug/Kg) UG/L	Q
1330-20-7	Xylene (Total)	250	U
100-42-5	Styrene	250	U
75-25-2	Bromoform	250	U
98-82-8	Isopropylbenzene	250	U
79-34-5	1,1,2,2-Tetrachloroethane	250	U
103-65-1	n-Propylbenzene	250	U
108-67-8	1,3,5-Trimethylbenzene	250	U
98-06-6	tert-Butylbenzene	250	U
95-63-6	1,2,4-Trimethylbenzene	250	U
135-98-8	sec-Butylbenzene	250	U
99-87-6	4-Isopropyltoluene	250	U
541-73-1	1,3-Dichlorobenzene	250	U
106-46-7	1,4-Dichlorobenzene	250	U
104-51-8	n-Butylbenzene	250	U
95-50-1	1,2-Dichlorobenzene	250	U
91-20-3	Naphthalene	250	U
110-75-8	2-Chloroethyl vinyl ether	250	U

EL 7/24/13

1J - FORM I VOA-TIC

VOLATILE ORGANICS ANALYSIS DATA SHEET

TENTATIVELY IDENTIFIED COMPOUNDS

CLIENT SAMPLE NO.

BW-6DL

Lab Name: SPECTRUM ANALYTICAL, INC. Contract:

Lab Code: MITKEM Case No.: M0999 Mod. Ref No.: SDG No.: SM0999

Matrix: (SOIL/SED/WATER) WATER Lab Sample ID: M0999-06ADL

Sample wt/vol: 5.00 (g/mL) ML Lab File ID: V1M2594.D

Level: (TRACE or LOW/MED) LOW Date Received: 06/20/2013

% Moisture: not dec. Date Analyzed: 06/25/2013

GC Column: DB-624 ID: 0.25 (mm) Dilution Factor: 50.0

Soil Extract Volume: (uL) Soil Aliquot Volume: (uL)

CONCENTRATION UNITS: (ug/L or ug/Kg) UG/L Purge Volume: 5.0 (mL)

CAS NUMBER	COMPOUND NAME	RT	EST. CONC.	Q

[1]EPA-designated Registry Number.

EL
7/29/13

1A - FORM I VOA-1

VOLATILE ORGANICS ANALYSIS DATA SHEET

CLIENT SAMPLE NO.

FIELD BLANK

Lab Name: SPECTRUM ANALYTICAL, INC. Contract:

Lab Code: MITKEM Case No.: M0999 Mod. Ref No.: SDG No.: SM0999

Matrix: (SOIL/SED/WATER) WATER Lab Sample ID: M0999-07A

Sample wt/vol: 5.00 (g/mL) ML Lab File ID: V1M2587.D

Level: (TRACE/LOW/MED) LOW Date Received: 06/20/2013

% Moisture: not dec. Date Analyzed: 06/25/2013

GC Column: DB-624 ID: 0.25 (mm) Dilution Factor: 1.0

Soil Extract Volume: (uL) Soil Aliquot Volume: (uL)

Purge Volume: 5.0 (mL)

CAS NO.	COMPOUND	CONCENTRATION UNITS: (ug/L or ug/Kg) UG/L	Q
74-87-3	Chloromethane	5.0	U
75-01-4	Vinyl chloride	5.0	U
74-83-9	Bromomethane	5.0	U
75-00-3	Chloroethane	5.0	U
75-69-4	Trichlorofluoromethane	5.0	U
75-35-4	1,1-Dichloroethene	5.0	U
67-64-1	Acetone	5.0	U
75-15-0	Carbon disulfide	5.0	U
75-09-2	Methylene chloride	5.0	U
156-60-5	trans-1,2-Dichloroethene	5.0	U
1634-04-4	Methyl tert-butyl ether	5.0	U
75-34-3	1,1-Dichloroethane	5.0	U
108-05-4	Vinyl acetate	5.0	U
78-93-3	2-Butanone	5.0	U
156-59-2	cis-1,2-Dichloroethene	1.1	J
67-66-3	Chloroform	5.0	U
71-55-6	1,1,1-Trichloroethane	5.0	U
56-23-5	Carbon tetrachloride	5.0	U
107-06-2	1,2-Dichloroethane	5.0	U
71-43-2	Benzene	5.0	U
79-01-6	Trichloroethene	2.8	J
78-87-5	1,2-Dichloropropane	5.0	U
75-27-4	Bromodichloromethane	5.0	U
10061-01-5	cis-1,3-Dichloropropene	5.0	U
108-10-1	4-Methyl-2-pentanone	5.0	U
108-88-3	Toluene	5.0	U
10061-02-6	trans-1,3-Dichloropropene	5.0	U
79-00-5	1,1,2-Trichloroethane	5.0	U
127-18-4	Tetrachloroethene	5.0	U
591-78-6	2-Hexanone	5.0	U
124-48-1	Dibromochloromethane	5.0	U
108-90-7	Chlorobenzene	5.0	U
100-41-4	Ethylbenzene	5.0	U
179601-23-1	m,p-Xylene	5.0	U
95-47-6	o-Xylene	5.0	U

EL 7/24/13

1B - FORM I VOA-2

VOLATILE ORGANICS ANALYSIS DATA SHEET

CLIENT SAMPLE NO.

FIELD BLANK

Lab Name: SPECTRUM ANALYTICAL, INC. Contract:

Lab Code: MITKEM Case No.: M0999 Mod. Ref No.: SDG No.: SM0999

Matrix: (SOIL/SED/WATER) WATER Lab Sample ID: M0999-07A

Sample wt/vol: 5.00 (g/mL) ML Lab File ID: V1M2587.D

Level: (TRACE/LOW/MED) LOW Date Received: 06/20/2013

% Moisture: not dec. Date Analyzed: 06/25/2013

GC Column: DB-624 ID: 0.25 (mm) Dilution Factor: 1.0

Soil Extract Volume: (uL) Soil Aliquot Volume: (uL)

Purge Volume: 5.0 (mL)

CAS NO.	COMPOUND	CONCENTRATION UNITS: (ug/L or ug/Kg) UG/L	Q
1330-20-7	Xylene (Total)	5.0	U
100-42-5	Styrene	5.0	U
75-25-2	Bromoform	5.0	U
98-82-8	Isopropylbenzene	5.0	U
79-34-5	1,1,2,2-Tetrachloroethane	5.0	U
103-65-1	n-Propylbenzene	5.0	U
108-67-8	1,3,5-Trimethylbenzene	5.0	U
98-06-6	tert-Butylbenzene	5.0	U
95-63-6	1,2,4-Trimethylbenzene	5.0	U
135-98-8	sec-Butylbenzene	5.0	U
99-87-6	4-Isopropyltoluene	5.0	U
541-73-1	1,3-Dichlorobenzene	5.0	U
106-46-7	1,4-Dichlorobenzene	5.0	U
104-51-8	n-Butylbenzene	5.0	U
95-50-1	1,2-Dichlorobenzene	5.0	U
91-20-3	Naphthalene	5.0	U
110-75-8	2-Chloroethyl vinyl ether	5.0	UJ

EC 7/24/13

1J - FORM I VOA-TIC

VOLATILE ORGANICS ANALYSIS DATA SHEET

TENTATIVELY IDENTIFIED COMPOUNDS

CLIENT SAMPLE NO.

FIELD BLANK

Lab Name: SPECTRUM ANALYTICAL, INC. Contract:

Lab Code: MITKEM Case No.: M0999 Mod. Ref No.: SDG No.: SM0999

Matrix: (SOIL/SED/WATER) WATER Lab Sample ID: M0999-07A

Sample wt/vol: 5.00 (g/mL) ML Lab File ID: V1M2587.D

Level: (TRACE or LOW/MED) LOW Date Received: 06/20/2013

% Moisture: not dec. Date Analyzed: 06/25/2013

GC Column: DB-624 ID: 0.25 (mm) Dilution Factor: 1.0

Soil Extract Volume: (uL) Soil Aliquot Volume: (uL)

CONCENTRATION UNITS: (ug/L or ug/Kg) UG/L Purge Volume: 5.0 (mL)

CAS NUMBER	COMPOUND NAME	RT	EST. CONC.	Q

[1]EPA-designated Registry Number.

EL
7/24/13

1A - FORM I VOA-1

VOLATILE ORGANICS ANALYSIS DATA SHEET

CLIENT SAMPLE NO.

TRIP BLANK

Lab Name: SPECTRUM ANALYTICAL, INC. Contract:

Lab Code: MITKEM Case No.: M0999 Mod. Ref No.: SDG No.: SM0999

Matrix: (SOIL/SED/WATER) WATER Lab Sample ID: M0999-10A

Sample wt/vol: 5.00 (g/mL) ML Lab File ID: V1M2588.D

Level: (TRACE/LOW/MED) LOW Date Received: 06/20/2013

% Moisture: not dec. Date Analyzed: 06/25/2013

GC Column: DB-624 ID: 0.25 (mm) Dilution Factor: 1.0

Soil Extract Volume: (uL) Soil Aliquot Volume: (uL)

Purge Volume: 5.0 (mL)

CAS NO.	COMPOUND	CONCENTRATION UNITS: (ug/L or ug/Kg) UG/L	Q
74-87-3	Chloromethane	5.0	U
75-01-4	Vinyl chloride	5.0	U
74-83-9	Bromomethane	5.0	U
75-00-3	Chloroethane	5.0	U
75-69-4	Trichlorofluoromethane	5.0	U
75-35-4	1,1-Dichloroethene	5.0	U
67-64-1	Acetone	5.0	U
75-15-0	Carbon disulfide	5.0	U
75-09-2	Methylene chloride	5.0	U
156-60-5	trans-1,2-Dichloroethene	5.0	U
1634-04-4	Methyl tert-butyl ether	5.0	U
75-34-3	1,1-Dichloroethane	5.0	U
108-05-4	Vinyl acetate	5.0	U
78-93-3	2-Butanone	5.0	U
156-59-2	cis-1,2-Dichloroethene	5.0	U
67-66-3	Chloroform	5.0	U
71-55-6	1,1,1-Trichloroethane	5.0	U
56-23-5	Carbon tetrachloride	5.0	U
107-06-2	1,2-Dichloroethane	5.0	U
71-43-2	Benzene	5.0	U
79-01-6	Trichloroethene	5.0	U
78-87-5	1,2-Dichloropropane	5.0	U
75-27-4	Bromodichloromethane	5.0	U
10061-01-5	cis-1,3-Dichloropropene	5.0	U
108-10-1	4-Methyl-2-pentanone	5.0	U
108-88-3	Toluene	5.0	U
10061-02-6	trans-1,3-Dichloropropene	5.0	U
79-00-5	1,1,2-Trichloroethane	5.0	U
127-18-4	Tetrachloroethene	5.0	U
591-78-6	2-Hexanone	5.0	U
124-48-1	Dibromochloromethane	5.0	U
108-90-7	Chlorobenzene	5.0	U
100-41-4	Ethylbenzene	5.0	U
179601-23-1	m,p-Xylene	5.0	U
95-47-6	o-Xylene	5.0	U

EL 7/29/13

1B - FORM I VOA-2

VOLATILE ORGANICS ANALYSIS DATA SHEET

CLIENT SAMPLE NO.

TRIP BLANK

Lab Name: SPECTRUM ANALYTICAL, INC. Contract:

Lab Code: MITKEM Case No.: M0999 Mod. Ref No.: SDG No.: SM0999

Matrix: (SOIL/SED/WATER) WATER Lab Sample ID: M0999-10A

Sample wt/vol: 5.00 (g/mL) ML Lab File ID: V1M2588.D

Level: (TRACE/LOW/MED) LOW Date Received: 06/20/2013

% Moisture: not dec. Date Analyzed: 06/25/2013

GC Column: DB-624 ID: 0.25 (mm) Dilution Factor: 1.0

Soil Extract Volume: (uL) Soil Aliquot Volume: (uL)

Purge Volume: 5.0 (mL)

CAS NO.	COMPOUND	CONCENTRATION UNITS: (ug/L or ug/Kg) UG/L	Q
1330-20-7	Xylene (Total)	5.0	U
100-42-5	Styrene	5.0	U
75-25-2	Bromoform	5.0	U
98-82-8	Isopropylbenzene	5.0	U
79-34-5	1,1,2,2-Tetrachloroethane	5.0	U
103-65-1	n-Propylbenzene	5.0	U
108-67-8	1,3,5-Trimethylbenzene	5.0	U
98-06-6	tert-Butylbenzene	5.0	U
95-63-6	1,2,4-Trimethylbenzene	5.0	U
135-98-8	sec-Butylbenzene	5.0	U
99-87-6	4-Isopropyltoluene	5.0	U
541-73-1	1,3-Dichlorobenzene	5.0	U
106-46-7	1,4-Dichlorobenzene	5.0	U
104-51-8	n-Butylbenzene	5.0	U
95-50-1	1,2-Dichlorobenzene	5.0	U
91-20-3	Naphthalene	5.0	U
110-75-8	2-Chloroethyl vinyl ether	5.0	UJ

EL
7/24/13

1J - FORM I VOA-TIC

VOLATILE ORGANICS ANALYSIS DATA SHEET

TENTATIVELY IDENTIFIED COMPOUNDS

CLIENT SAMPLE NO.

TRIP BLANK

Lab Name: SPECTRUM ANALYTICAL, INC. Contract:

Lab Code: MITKEM Case No.: M0999 Mod. Ref No.: SDG No.: SM0999

Matrix: (SOIL/SED/WATER) WATER Lab Sample ID: M0999-10A

Sample wt/vol: 5.00 (g/mL) ML Lab File ID: V1M2588.D

Level: (TRACE or LOW/MED) LOW Date Received: 06/20/2013

% Moisture: not dec. Date Analyzed: 06/25/2013

GC Column: DB-624 ID: 0.25 (mm) Dilution Factor: 1.0

Soil Extract Volume: (uL) Soil Aliquot Volume: (uL)

CONCENTRATION UNITS: (ug/L or ug/Kg) UG/L Purge Volume: 5.0 (mL)

CAS NUMBER	COMPOUND NAME	RT	EST. CONC.	Q

[1]EPA-designated Registry Number.

EL
7/24/13

Spectrum Analytical Inc. - North Kingstown RI -- Rhode Island Division

07/05/2013

Client: LaBella Associates
Client Sample ID: BW-4
Lab ID: M0999-01

Project: 690 Saint Paul Street
Collection Date: 06/18/13 10:40

Analyses	Result	Qual	RL	Units	DF	Date Analyzed	Batch ID
RSK175 – Dissolved Gases by GC-FID							RSK175
Methane	900		0.60	µg/L	1	06/27/2013 10:29	72469
Ethane	ND		1.2	µg/L	1	06/27/2013 10:29	72469
Ethene	ND		1.5	µg/L	1	06/27/2013 10:29	72469

EC
7/29/13

Qualifiers:
ND - Not Detected at the Reporting Limit
J - Analyte detected below quanititation limits
B - Analyte detected in the associated Method Blank
DF - Dilution Factor
S - Spike Recovery outside accepted recovery limits
R - RPD outside accepted recovery limits
E - Value above quantitation range
RL - Reporting Limit

Spectrum Analytical Inc. - North Kingstown RI -- Rhode Island Division

07/05/2013

Client: LaBella Associates
Client Sample ID: BW-4 DUP
Lab ID: M0999-02

Project: 690 Saint Paul Street
Collection Date: 06/18/13 10:40

Analyses	Result	Qual	RL	Units	DF	Date Analyzed	Batch ID
RSK175 – Dissolved Gases by GC-FID							RSK175
Methane	1100	E	0.61	µg/L	1	06/27/2013 11:41	72469
Ethane	5.0		1.3	µg/L	1	06/27/2013 11:41	72469
Ethene	9.9		1.6	µg/L	1	06/27/2013 11:41	72469

EL
7/24/13

Qualifiers:

ND - Not Detected at the Reporting Limit
J - Analyte detected below quanititation limits
B - Analyte detected in the associated Method Blank
DF - Dilution Factor
S - Spike Recovery outside accepted recovery limits
R - RPD outside accepted recovery limits
E - Value above quantitation range
RL - Reporting Limit

Spectrum Analytical Inc. - North Kingstown RI -- Rhode Island Division

07/05/2013

Client: LaBella Associates
Client Sample ID: BW-4 DUP
Lab ID: M0999-02

Project: 690 Saint Paul Street
Collection Date: 06/18/13 10:40

Analyses	Result	Qual	RL	Units	DF	Date Analyzed	Batch ID
RSK175 – Dissolved Gases by GC-FID							RSK175
Methane	1100		1.2	µg/L	2	06/27/2013 12:27	72469
Ethane	8.6		2.5	µg/L	2	06/27/2013 12:27	72469
Ethene	16		3.2	µg/L	2	06/27/2013 12:27	72469

EL
7/24/13

Qualifiers:
ND - Not Detected at the Reporting Limit
J - Analyte detected below quanititation limits
B - Analyte detected in the associated Method Blank
DF - Dilution Factor
S - Spike Recovery outside accepted recovery limits
R - RPD outside accepted recovery limits
E - Value above quantitation range
RL - Reporting Limit

Spectrum Analytical Inc. - North Kingstown RI -- Rhode Island Division

07/05/2013

Client: LaBella Associates
Client Sample ID: BW-5
Lab ID: M0999-03

Project: 690 Saint Paul Street
Collection Date: 06/18/13 13:35

Analyses	Result	Qual	RL	Units	DF	Date Analyzed	Batch ID
RSK175 – Dissolved Gases by GC-FID							RSK175
Methane	2400	E	0.61	µg/L	1	06/27/2013 10:42	72469
Ethane	41		1.3	µg/L	1	06/27/2013 10:42	72469
Ethene	190		1.6	µg/L	1	06/27/2013 10:42	72469

EL
7/29/13

Qualifiers:
ND - Not Detected at the Reporting Limit
J - Analyte detected below quanititation limits
B - Analyte detected in the associated Method Blank
DF - Dilution Factor
S - Spike Recovery outside accepted recovery limits
R - RPD outside accepted recovery limits
E - Value above quantitation range
RL - Reporting Limit

Spectrum Analytical Inc. - North Kingstown RI -- Rhode Island Division

07/05/2013

Client: LaBella Associates
Client Sample ID: BW-5
Lab ID: M0999-03

Project: 690 Saint Paul Street
Collection Date: 06/18/13 13:35

Analyses	Result	Qual	RL	Units	DF	Date Analyzed	Batch ID
RSK175 – Dissolved Gases by GC-FID							RSK175
Methane	2300		3.1	µg/L	5	06/27/2013 12:33	72469
Ethane	32		6.3	µg/L	5	06/27/2013 12:33	72469
Ethene	210		7.9	µg/L	5	06/27/2013 12:33	72469

EL
7/24/13

Qualifiers:
ND - Not Detected at the Reporting Limit
J - Analyte detected below quanititation limits
B - Analyte detected in the associated Method Blank
DF - Dilution Factor
S - Spike Recovery outside accepted recovery limits
R - RPD outside accepted recovery limits
E - Value above quantitation range
RL - Reporting Limit

Spectrum Analytical Inc. - North Kingstown RI -- Rhode Island Division

07/05/2013

Client: LaBella Associates
Client Sample ID: BW-12
Lab ID: M0999-04

Project: 690 Saint Paul Street
Collection Date: 06/19/13 10:05

Analyses	Result	Qual	RL	Units	DF	Date Analyzed	Batch ID
RSK175 -- Dissolved Gases by GC-FID							RSK175
Methane	720		0.60	µg/L	1	06/27/2013 10:48	72469
Ethane	ND		1.2	µg/L	1	06/27/2013 10:48	72469
Ethene	ND		1.5	µg/L	1	06/27/2013 10:48	72469

EL
7/24/13

Qualifiers:
ND - Not Detected at the Reporting Limit
J - Analyte detected below quanititation limits
B - Analyte detected in the associated Method Blank
DF - Dilution Factor
S - Spike Recovery outside accepted recovery limits
R - RPD outside accepted recovery limits
E - Value above quantitation range
RL - Reporting Limit

Spectrum Analytical Inc. - North Kingstown RI -- Rhode Island Division

07/05/2013

Client: LaBella Associates
Client Sample ID: BW-7
Lab ID: M0999-05

Project: 690 Saint Paul Street
Collection Date: 06/19/13 14:15

Analyses	Result	Qual	RL	Units	DF	Date Analyzed	Batch ID
RSK175 – Dissolved Gases by GC-FID							RSK175
Methane	6.6	U	0.61	µg/L	1	06/27/2013 10:54	72469
Ethane	ND		1.3	µg/L	1	06/27/2013 10:54	72469
Ethene	ND		1.6	µg/L	1	06/27/2013 10:54	72469

EL
7/24/13

Qualifiers:
ND - Not Detected at the Reporting Limit
J - Analyte detected below quanititation limits
B - Analyte detected in the associated Method Blank
DF - Dilution Factor
S - Spike Recovery outside accepted recovery limits
R - RPD outside accepted recovery limits
E - Value above quantitation range
RL - Reporting Limit

Spectrum Analytical Inc. - North Kingstown RI -- Rhode Island Division

07/05/2013

Client: LaBella Associates
Client Sample ID: BW-6
Lab ID: M0999-06

Project: 690 Saint Paul Street
Collection Date: 06/19/13 16:00

Analyses	Result	Qual	RL	Units	DF	Date Analyzed	Batch ID
RSK175 – Dissolved Gases by GC-FID							RSK175
Methane	880		0.61	µg/L	1	06/27/2013 11:04	72469
Ethane	5.0		1.3	µg/L	1	06/27/2013 11:04	72469
Ethene	33		1.6	µg/L	1	06/27/2013 11:04	72469

EL
7/24/13

Qualifiers:
ND - Not Detected at the Reporting Limit
J - Analyte detected below quanititation limits
B - Analyte detected in the associated Method Blank
DF - Dilution Factor
S - Spike Recovery outside accepted recovery limits
R - RPD outside accepted recovery limits
E - Value above quantitation range
RL - Reporting Limit

Spectrum Analytical Inc. - North Kingstown RI -- Rhode Island Division

07/05/2013

Client: LaBella Associates
Client Sample ID: FIELD BLANK
Lab ID: M0999-07

Project: 690 Saint Paul Street
Collection Date: 06/19/13 12:00

Analyses	Result	Qual	RL	Units	DF	Date Analyzed	Batch ID
RSK175 – Dissolved Gases by GC-FID							RSK175
Methane	2.2		0.60	µg/L	1	06/27/2013 11:18	72469
Ethane	ND		1.2	µg/L	1	06/27/2013 11:18	72469
Ethene	ND		1.5	µg/L	1	06/27/2013 11:18	72469

EL
7/24/13

Qualifiers:
ND - Not Detected at the Reporting Limit
J - Analyte detected below quanititation limits
B - Analyte detected in the associated Method Blank
DF - Dilution Factor
S - Spike Recovery outside accepted recovery limits
R - RPD outside accepted recovery limits
E - Value above quantitation range
RL - Reporting Limit

1D - FORM I SV-1

SEMIVOLATILE ORGANICS ANALYSIS DATA SHEET

CLIENT SAMPLE NO.

FIELD BLANK

Lab Name: SPECTRUM ANALYTICAL, INC. Contract:

Lab Code: MITKEM Case No.: M0999 Mod. Ref No.: SDG No.: SM0999

Matrix: (SOIL/SED/WATER) WATER Lab Sample ID: M0999-07F

Sample wt/vol: 1000 (g/mL) ML Lab File ID: S6B4646.D

Level: (LOW/MED) LOW Extraction: (Type) SEPF

% Moisture: Decanted: (Y/N) Date Received: 06/20/2013

Concentrated Extract Volume: 1000 (uL) Date Extracted: 06/24/2013

Injection Volume: 1.0 (uL) GPC Factor: 1.00 Date Analyzed: 06/25/2013

GPC Cleanup: (Y/N) N pH: Dilution Factor: 1.0

CAS NO.	COMPOUND	CONCENTRATION UNITS: (ug/L or ug/Kg) UG/L	Q
108-95-2	Phenol	10	U
111-44-4	Bis(2-chloroethyl)ether	10	U
95-57-8	2-Chlorophenol	10	U
541-73-1	1,3-Dichlorobenzene	10	U
106-46-7	1,4-Dichlorobenzene	10	U
95-50-1	1,2-Dichlorobenzene	10	U
95-48-7	2-Methylphenol	10	U
108-60-1	2,2´-oxybis(1-Chloropropane)	10	U
106-44-5	4-Methylphenol	10	U
621-64-7	N-Nitroso-di-n-propylamine	10	U
67-72-1	Hexachloroethane	10	U
98-95-3	Nitrobenzene	10	U
78-59-1	Isophorone	10	U
88-75-5	2-Nitrophenol	10	U
105-67-9	2,4-Dimethylphenol	10	U
120-83-2	2,4-Dichlorophenol	10	U
120-82-1	1,2,4-Trichlorobenzene	10	U
91-20-3	Naphthalene	10	U
106-47-8	4-Chloroaniline	10	U
111-91-1	Bis(2-chloroethoxy)methane	10	U
87-68-3	Hexachlorobutadiene	10	U
59-50-7	4-Chloro-3-methylphenol	10	U
91-57-6	2-Methylnaphthalene	10	U
77-47-4	Hexachlorocyclopentadiene	10	U
88-06-2	2,4,6-Trichlorophenol	10	U
95-95-4	2,4,5-Trichlorophenol	20	U
91-58-7	2-Chloronaphthalene	10	U
88-74-4	2-Nitroaniline	20	U
131-11-3	Dimethylphthalate	10	U
208-96-8	Acenaphthylene	10	U
606-20-2	2,6-Dinitrotoluene	10	U
99-09-2	3-Nitroaniline	20	U
83-32-9	Acenaphthene	10	U
51-28-5	2,4-Dinitrophenol	20	U
100-02-7	4-Nitrophenol	20	U
132-64-9	Dibenzofuran	10	U

EL 7/24/13

1E - FORM I SV-2

SEMIVOLATILE ORGANICS ANALYSIS DATA SHEET

CLIENT SAMPLE NO.

FIELD BLANK

Lab Name: SPECTRUM ANALYTICAL, INC. Contract:

Lab Code: MITKEM Case No.: M0999 Mod. Ref No.: SDG No.: SM0999

Matrix: (SOIL/SED/WATER) WATER Lab Sample ID: M0999-07F

Sample wt/vol: 1000 (g/mL) ML Lab File ID: S6B4646.D

Level: (LOW/MED) LOW Extraction: (Type) SEPF

% Moisture: Decanted: (Y/N) Date Received: 06/20/2013

Concentrated Extract Volume: 1000 (uL) Date Extracted: 06/24/2013

Injection Volume: 1.0 (uL) GPC Factor: 1.00 Date Analyzed: 06/25/2013

GPC Cleanup: (Y/N) N pH: Dilution Factor: 1.0

CAS NO.	COMPOUND	CONCENTRATION UNITS: (ug/L or ug/Kg) UG/L	Q
121-14-2	2,4-Dinitrotoluene	10	U
84-66-2	Diethylphthalate	10	U
7005-72-3	4-Chlorophenyl-phenylether	10	U
86-73-7	Fluorene	10	U
100-01-6	4-Nitroaniline	20	U
534-52-1	4,6-Dinitro-2-methylphenol	20	U
86-30-6	N-Nitrosodiphenylamine	10	U
101-55-3	4-Bromophenyl-phenylether	10	U
118-74-1	Hexachlorobenzene	10	U
87-86-5	Pentachlorophenol	20	U
85-01-8	Phenanthrene	10	U
120-12-7	Anthracene	10	U
86-74-8	Carbazole	10	U
84-74-2	Di-n-butylphthalate	10	U
206-44-0	Fluoranthene	10	U
129-00-0	Pyrene	10	U
85-68-7	Butylbenzylphthalate	10	U
91-94-1	3,3'-Dichlorobenzidine	10	U
56-55-3	Benzo(a)anthracene	10	U
218-01-9	Chrysene	10	U
117-81-7	Bis(2-ethylhexyl)phthalate	10	U
117-84-0	Di-n-octylphthalate	10	U
205-99-2	Benzo(b)fluoranthene	10	U
207-08-9	Benzo(k)fluoranthene	10	U
50-32-8	Benzo(a)pyrene	10	U
193-39-5	Indeno(1,2,3-cd)pyrene	10	U
53-70-3	Dibenzo(a,h)anthracene	10	U
191-24-2	Benzo(g,h,i)perylene	10	U

EL 7/24/13

1D - FORM I SV-1

SEMIVOLATILE ORGANICS ANALYSIS DATA SHEET

CLIENT SAMPLE NO.

SS-11

Lab Name: SPECTRUM ANALYTICAL, INC. Contract:

Lab Code: MITKEM Case No.: M0999 Mod. Ref No.: SDG No.: SM0999

Matrix: (SOIL/SED/WATER) SOIL Lab Sample ID: M0999-08A

Sample wt/vol: 15.0 (g/mL) G Lab File ID: S6B4647.D

Level: (LOW/MED) LOW Extraction: (Type) SONC

% Moisture: 6.9 Decanted: (Y/N) N Date Received: 06/20/2013

Concentrated Extract Volume: 1000 (uL) Date Extracted: 06/24/2013

Injection Volume: 1.0 (uL) GPC Factor: 1.00 Date Analyzed: 06/25/2013

GPC Cleanup: (Y/N) N pH: Dilution Factor: 1.0

CAS NO.	COMPOUND	CONCENTRATION UNITS: (ug/L or ug/Kg) UG/KG	Q
108-95-2	Phenol	350	U
111-44-4	Bis(2-chloroethyl)ether	350	U
95-57-8	2-Chlorophenol	350	U
541-73-1	1,3-Dichlorobenzene	350	U
106-46-7	1,4-Dichlorobenzene	350	U
95-50-1	1,2-Dichlorobenzene	350	U
95-48-7	2-Methylphenol	350	U
108-60-1	2,2´-oxybis(1-Chloropropane)	350	U
106-44-5	4-Methylphenol	350	U
621-64-7	N-Nitroso-di-n-propylamine	350	U
67-72-1	Hexachloroethane	350	U
98-95-3	Nitrobenzene	350	U
78-59-1	Isophorone	350	U
88-75-5	2-Nitrophenol	350	U
105-67-9	2,4-Dimethylphenol	350	U
120-83-2	2,4-Dichlorophenol	350	U
120-82-1	1,2,4-Trichlorobenzene	350	U
91-20-3	Naphthalene	350	U
106-47-8	4-Chloroaniline	350	U
111-91-1	Bis(2-chloroethoxy)methane	350	U
87-68-3	Hexachlorobutadiene	350	U
59-50-7	4-Chloro-3-methylphenol	350	U
91-57-6	2-Methylnaphthalene	350	U
77-47-4	Hexachlorocyclopentadiene	350	U
88-06-2	2,4,6-Trichlorophenol	350	U
95-95-4	2,4,5-Trichlorophenol	720	U
91-58-7	2-Chloronaphthalene	350	U
88-74-4	2-Nitroaniline	720	U
131-11-3	Dimethylphthalate	350	U
208-96-8	Acenaphthylene	350	U
606-20-2	2,6-Dinitrotoluene	350	U
99-09-2	3-Nitroaniline	720	U
83-32-9	Acenaphthene	350	U
51-28-5	2,4-Dinitrophenol	720	U
100-02-7	4-Nitrophenol	720	U
132-64-9	Dibenzofuran	350	U

EL 7/24/13

1E - FORM I SV-2

SEMIVOLATILE ORGANICS ANALYSIS DATA SHEET

CLIENT SAMPLE NO.

SS-11

Lab Name: SPECTRUM ANALYTICAL, INC. Contract:

Lab Code: MITKEM Case No.: M0999 Mod. Ref No.: SDG No.: SM0999

Matrix: (SOIL/SED/WATER) SOIL Lab Sample ID: M0999-08A

Sample wt/vol: 15.0 (g/mL) G Lab File ID: S6B4647.D

Level: (LOW/MED) LOW Extraction: (Type) SONC

% Moisture: 6.9 Decanted: (Y/N) N Date Received: 06/20/2013

Concentrated Extract Volume: 1000 (uL) Date Extracted: 06/24/2013

Injection Volume: 1.0 (uL) GPC Factor: 1.00 Date Analyzed: 06/25/2013

GPC Cleanup: (Y/N) N pH: Dilution Factor: 1.0

CAS NO.	COMPOUND	CONCENTRATION UNITS: (ug/L or ug/Kg) UG/KG	Q
121-14-2	2,4-Dinitrotoluene	350	U
84-66-2	Diethylphthalate	350	U
7005-72-3	4-Chlorophenyl-phenylether	350	U
86-73-7	Fluorene	350	U
100-01-6	4-Nitroaniline	720	U
534-52-1	4,6-Dinitro-2-methylphenol	720	U
86-30-6	N-Nitrosodiphenylamine	350	U
101-55-3	4-Bromophenyl-phenylether	350	U
118-74-1	Hexachlorobenzene	350	U
87-86-5	Pentachlorophenol	720	U
85-01-8	Phenanthrene	350	U
120-12-7	Anthracene	350	U
86-74-8	Carbazole	350	U
84-74-2	Di-n-butylphthalate	350	U
206-44-0	Fluoranthene	140	J
129-00-0	Pyrene	130	J
85-68-7	Butylbenzylphthalate	350	U
91-94-1	3,3'-Dichlorobenzidine	350	U
56-55-3	Benzo(a)anthracene	96	J
218-01-9	Chrysene	98	J
117-81-7	Bis(2-ethylhexyl)phthalate	350	U
117-84-0	Di-n-octylphthalate	350	U
205-99-2	Benzo(b)fluoranthene	120	J
207-08-9	Benzo(k)fluoranthene	350	U
50-32-8	Benzo(a)pyrene	350	U
193-39-5	Indeno(1,2,3-cd)pyrene	350	U
53-70-3	Dibenzo(a,h)anthracene	350	U
191-24-2	Benzo(g,h,i)perylene	350	U

SW846

EL 7/24/13

1D - FORM I SV-1

SEMIVOLATILE ORGANICS ANALYSIS DATA SHEET

CLIENT SAMPLE NO.

SS-11 DUP

Lab Name: SPECTRUM ANALYTICAL, INC. Contract:

Lab Code: MITKEM Case No.: M0999 Mod. Ref No.: SDG No.: SM0999

Matrix: (SOIL/SED/WATER) SOIL Lab Sample ID: M0999-09A

Sample wt/vol: 15.1 (g/mL) G Lab File ID: S6B4650.D

Level: (LOW/MED) LOW Extraction: (Type) SONC

% Moisture: 6.5 Decanted: (Y/N) N Date Received: 06/20/2013

Concentrated Extract Volume: 1000 (uL) Date Extracted: 06/24/2013

Injection Volume: 1.0 (uL) GPC Factor: 1.00 Date Analyzed: 06/26/2013

GPC Cleanup: (Y/N) N pH: Dilution Factor: 1.0

CAS NO.	COMPOUND	CONCENTRATION UNITS: (ug/L or ug/Kg) UG/KG	Q
108-95-2	Phenol	350	U
111-44-4	Bis(2-chloroethyl)ether	350	U
95-57-8	2-Chlorophenol	350	U
541-73-1	1,3-Dichlorobenzene	350	U
106-46-7	1,4-Dichlorobenzene	350	U
95-50-1	1,2-Dichlorobenzene	350	U
95-48-7	2-Methylphenol	350	U
108-60-1	2,2'-oxybis(1-Chloropropane)	350	U
106-44-5	4-Methylphenol	350	U
621-64-7	N-Nitroso-di-n-propylamine	350	U
67-72-1	Hexachloroethane	350	U
98-95-3	Nitrobenzene	350	U
78-59-1	Isophorone	350	U
88-75-5	2-Nitrophenol	350	U
105-67-9	2,4-Dimethylphenol	350	U
120-83-2	2,4-Dichlorophenol	350	U
120-82-1	1,2,4-Trichlorobenzene	350	U
91-20-3	Naphthalene	350	U
106-47-8	4-Chloroaniline	350	U
111-91-1	Bis(2-chloroethoxy)methane	350	U
87-68-3	Hexachlorobutadiene	350	U
59-50-7	4-Chloro-3-methylphenol	350	U
91-57-6	2-Methylnaphthalene	350	U
77-47-4	Hexachlorocyclopentadiene	350	U
88-06-2	2,4,6-Trichlorophenol	350	U
95-95-4	2,4,5-Trichlorophenol	710	U
91-58-7	2-Chloronaphthalene	350	U
88-74-4	2-Nitroaniline	710	U
131-11-3	Dimethylphthalate	350	U
208-96-8	Acenaphthylene	350	U
606-20-2	2,6-Dinitrotoluene	350	U
99-09-2	3-Nitroaniline	710	U
83-32-9	Acenaphthene	350	U
51-28-5	2,4-Dinitrophenol	710	U
100-02-7	4-Nitrophenol	710	U
132-64-9	Dibenzofuran	350	U

EL 7/24/13

1E - FORM I SV-2

SEMIVOLATILE ORGANICS ANALYSIS DATA SHEET

CLIENT SAMPLE NO.

SS-11 DUP

Lab Name: SPECTRUM ANALYTICAL, INC. Contract:

Lab Code: MITKEM Case No.: M0999 Mod. Ref No.: SDG No.: SM0999

Matrix: (SOIL/SED/WATER) SOIL Lab Sample ID: M0999-09A

Sample wt/vol: 15.1 (g/mL) G Lab File ID: S6B4650.D

Level: (LOW/MED) LOW Extraction: (Type) SONC

% Moisture: 6.5 Decanted: (Y/N) N Date Received: 06/20/2013

Concentrated Extract Volume: 1000 (uL) Date Extracted: 06/24/2013

Injection Volume: 1.0 (uL) GPC Factor: 1.00 Date Analyzed: 06/26/2013

GPC Cleanup: (Y/N) N pH: Dilution Factor: 1.0

CAS NO.	COMPOUND	CONCENTRATION UNITS: (ug/L or ug/Kg) UG/KG	Q
121-14-2	2,4-Dinitrotoluene	350	U
84-66-2	Diethylphthalate	350	U
7005-72-3	4-Chlorophenyl-phenylether	350	U
86-73-7	Fluorene	350	U
100-01-6	4-Nitroaniline	710	U
534-52-1	4,6-Dinitro-2-methylphenol	710	U
86-30-6	N-Nitrosodiphenylamine	350	U
101-55-3	4-Bromophenyl-phenylether	350	U
118-74-1	Hexachlorobenzene	350	U
87-86-5	Pentachlorophenol	710	U
85-01-8	Phenanthrene	350	U
120-12-7	Anthracene	350	U
86-74-8	Carbazole	350	U
84-74-2	Di-n-butylphthalate	350	U
206-44-0	Fluoranthene	100	J
129-00-0	Pyrene	100	J
85-68-7	Butylbenzylphthalate	350	U
91-94-1	3,3'-Dichlorobenzidine	350	U
56-55-3	Benzo(a)anthracene	85	J
218-01-9	Chrysene	73	J
117-81-7	Bis(2-ethylhexyl)phthalate	350	U
117-84-0	Di-n-octylphthalate	350	U
205-99-2	Benzo(b)fluoranthene	99	J
207-08-9	Benzo(k)fluoranthene	350	U
50-32-8	Benzo(a)pyrene	350	U
193-39-5	Indeno(1,2,3-cd)pyrene	350	U
53-70-3	Dibenzo(a,h)anthracene	350	U
191-24-2	Benzo(g,h,i)perylene	350	U

EL
7/24/13

U.S. EPA - CLP

1

EPA SAMPLE NO.

INORGANIC ANALYSIS DATA SHEET

BW-12

Lab Name: Spectrum Analytical, Inc. Contract: 209280

Lab Code: MITKEM Case No.: SAS No.: SDG No.: SM0999

Matrix (soil/water): WATER Lab Sample ID: M0999-04

Level (low/med): MED Date Received: 06/20/2013

% Solids: 0.0

Concentration Units (ug/L or mg/kg dry weight): ug/L

CAS No.	Analyte	Concentration	C	Q	M
7439-89-6	Iron	2530			P
7439-96-5	Manganese	226			P

Comments:

EL
7/24/13

U.S. EPA - CLP

1

EPA SAMPLE NO.

INORGANIC ANALYSIS DATA SHEET

BW-4

Lab Name: Spectrum Analytical, Inc. Contract: 209280

Lab Code: MITKEM Case No.: SAS No.: SDG No.: SM0999

Matrix (soil/water): WATER Lab Sample ID: M0999-01

Level (low/med): MED Date Received: 06/19/2013

% Solids: 0.0

Concentration Units (ug/L or mg/kg dry weight): ug/L

CAS No.	Analyte	Concentration	C	Q	M
7439-89-6	Iron	968			P
7439-96-5	Manganese	84.2			P

EL
7/24/13

Comments:

U.S. EPA - CLP

1

EPA SAMPLE NO.

INORGANIC ANALYSIS DATA SHEET

BW-4 DUP

Lab Name: Spectrum Analytical, Inc. Contract: 209280

Lab Code: MITKEM Case No.: SAS No.: SDG No.: SM0999

Matrix (soil/water): WATER Lab Sample ID: M0999-02

Level (low/med): MED Date Received: 06/19/2013

% Solids: 0.0

Concentration Units (ug/L or mg/kg dry weight): ug/L

CAS No.	Analyte	Concentration	C	Q	M
7439-89-6	Iron	1050			P
7439-96-5	Manganese	86.2			P

EL
7/24/13

Comments:

U.S. EPA - CLP

1

EPA SAMPLE NO.

INORGANIC ANALYSIS DATA SHEET

BW-5

Lab Name: Spectrum Analytical, Inc. Contract: 209280

Lab Code: MITKEM Case No.: SAS No.: SDG No.: SM0999

Matrix (soil/water): WATER Lab Sample ID: M0999-03

Level (low/med): MED Date Received: 06/19/2013

% Solids: 0.0

Concentration Units (ug/L or mg/kg dry weight): ug/L

CAS No.	Analyte	Concentration	C	Q	M
7439-89-6	Iron	9860			P
7439-96-5	Manganese	271			P

EL
7/24/13

Comments:

U.S. EPA - CLP

1

EPA SAMPLE NO.

INORGANIC ANALYSIS DATA SHEET

BW-6

Lab Name: Spectrum Analytical, Inc. Contract: 209280

Lab Code: MITKEM Case No.: SAS No.: SDG No.: SM0999

Matrix (soil/water): WATER Lab Sample ID: M0999-06

Level (low/med): MED Date Received: 06/20/2013

% Solids: 0.0

Concentration Units (ug/L or mg/kg dry weight): ug/L

CAS No.	Analyte	Concentration	C	Q	M
7439-89-6	Iron	3060			P
7439-96-5	Manganese	102			P

EL
7/24/13

Comments:

U.S. EPA - CLP

1

EPA SAMPLE NO.

INORGANIC ANALYSIS DATA SHEET

BW-7

Lab Name: Spectrum Analytical, Inc. Contract: 209280

Lab Code: MITKEM Case No.: SAS No.: SDG No.: SM0999

Matrix (soil/water): WATER Lab Sample ID: M0999-05

Level (low/med): MED Date Received: 06/20/2013

% Solids: 0.0

Concentration Units (ug/L or mg/kg dry weight): ug/L

CAS No.	Analyte	Concentration	C	Q	M
7439-89-6	Iron	15500			P
7439-96-5	Manganese	101			P

EC
7/24/13

Comments:

U.S. EPA - CLP

1

EPA SAMPLE NO.

INORGANIC ANALYSIS DATA SHEET

FIELD BLANK

Lab Name: Spectrum Analytical, Inc. Contract: 209280

Lab Code: MITKEM Case No.: SAS No.: SDG No.: SM0999

Matrix (soil/water): WATER Lab Sample ID: M0999-07

Level (low/med): MED Date Received: 06/20/2013

% Solids: 0.0

Concentration Units (ug/L or mg/kg dry weight): ug/L

CAS No.	Analyte	Concentration	C	Q	M
7439-89-6	Iron	31.0	U		P
7439-96-5	Manganese	10.0	U		P

EC
7/24/13

Comments:

Spectrum Analytical Inc. - North Kingstown RI -- Rhode Island Division

06/30/2013

Client: LaBella Associates
Client Sample ID: BW-4
Lab ID: M0999-01

Project: 690 Saint Paul Street
Collection Date: 06/18/13 10:40

Analyses	Result	Qual	RL	Units	DF	Date Analyzed	Batch ID
EPA 300.0 -- Anions by Ion Chromotography (LOW)							**E300IC_W**
Chloride	600	~~B~~ J	60	mg/L	30	06/21/2013 12:47	72328
Nitrogen, Nitrite (As N)	ND	~~R~~	0.13	mg/L	1	06/19/2013 13:37	72328
Nitrogen, Nitrate (As N)	ND		0.13	mg/L	1	06/19/2013 13:37	72328
Sulfate	79		5.0	mg/L	1	06/19/2013 13:37	72328
SM 4500D S- -- Total Sulfides by Methylene Blue Method							**SM4500_S-_W**
Sulfide	ND		0.030	mg/L	1	06/26/2013 13:54	72461
SM 5310B TOC -- Total Organic Carbon by combustion							**SM5310B_TOC_W**
Organic Carbon, Total -- Dissolved	9.5	J	10	mg/L	1	06/27/2013 6:38	72464
Organic Carbon, Total	4.9	J	10	mg/L	1	06/27/2013 6:18	72464

EC
7/24/13

Qualifiers:

ND - Not Detected at the Reporting Limit
J - Analyte detected below quanititation limits
B - Analyte detected in the associated Method Blank
DF - Dilution Factor
S - Spike Recovery outside accepted recovery limits
R - RPD outside accepted recovery limits
E - Value above quantitation range
RL - Reporting Limit

Spectrum Analytical Inc. - North Kingstown RI -- Rhode Island Division

06/30/2013

Client: LaBella Associates
Client Sample ID: BW-4 DUP
Lab ID: M0999-02

Project: 690 Saint Paul Street
Collection Date: 06/18/13 10:40

Analyses	Result	Qual	RL	Units	DF	Date Analyzed	Batch ID
EPA 300.0 -- Anions by Ion Chromotography (LOW)							**E300IC_W**
Chloride	600	B J	60	mg/L	30	06/21/2013 12:58	72328
Nitrogen, Nitrite (As N)	ND	R	0.13	mg/L	1	06/19/2013 13:49	72328
Nitrogen, Nitrate (As N)	0.066	J	0.13	mg/L	1	06/19/2013 13:49	72328
Sulfate	79		5.0	mg/L	1	06/19/2013 13:49	72328
SM 4500D S- -- Total Sulfides by Methylene Blue Method							**SM4500_S-_W**
Sulfide	ND		0.030	mg/L	1	06/26/2013 13:56	72461
SM 5310B TOC -- Total Organic Carbon by combustion							**SM5310B_TOC_W**
Organic Carbon, Total -- Dissolved	6.8	J	10	mg/L	1	06/27/2013 7:18	72464
Organic Carbon, Total	5.6	J	10	mg/L	1	06/27/2013 6:58	72464

EL
7/24/13

Qualifiers:

ND - Not Detected at the Reporting Limit
J - Analyte detected below quanititation limits
B - Analyte detected in the associated Method Blank
DF - Dilution Factor
S - Spike Recovery outside accepted recovery limits
R - RPD outside accepted recovery limits
E - Value above quantitation range
RL - Reporting Limit

Spectrum Analytical Inc. - North Kingstown RI -- Rhode Island Division

06/30/2013

Client: LaBella Associates
Client Sample ID: BW-5
Lab ID: M0999-03

Project: 690 Saint Paul Street
Collection Date: 06/18/13 13:35

Analyses	Result	Qual	RL	Units	DF	Date Analyzed	Batch ID
EPA 300.0 -- Anions by Ion Chromotography (LOW)							**E300IC_W**
Chloride	1900	~~B~~ J	100	mg/L	50	06/21/2013 13:10	72328
Nitrogen, Nitrite (As N)	ND	~~B~~ R	0.13	mg/L	1	06/19/2013 14:01	72328
Nitrogen, Nitrate (As N)	ND		0.13	mg/L	1	06/19/2013 14:01	72328
Sulfate	43		5.0	mg/L	1	06/19/2013 14:01	72328
SM 4500D S- -- Total Sulfides by Methylene Blue Method							**SM4500_S-_W**
Sulfide	2.2		0.15	mg/L	5	06/26/2013 13:58	72461
SM 5310B TOC -- Total Organic Carbon by combustion							**SM5310B_TOC_W**
Organic Carbon, Total -- Dissolved	6.4	J	10	mg/L	1	06/27/2013 8:42	72464
Organic Carbon, Total	5.3	J	10	mg/L	1	06/27/2013 7:38	72464

EL
7/24/13

Qualifiers:

ND - Not Detected at the Reporting Limit
J - Analyte detected below quanititation limits
B - Analyte detected in the associated Method Blank
DF - Dilution Factor
S - Spike Recovery outside accepted recovery limits
R - RPD outside accepted recovery limits
E - Value above quantitation range
RL - Reporting Limit

Spectrum Analytical Inc. - North Kingstown RI -- Rhode Island Division

06/30/2013

Client: LaBella Associates
Client Sample ID: BW-12
Lab ID: M0999-04

Project: 690 Saint Paul Street
Collection Date: 06/19/13 10:05

Analyses	Result	Qual	RL	Units	DF	Date Analyzed	Batch ID
EPA 300.0 -- Anions by Ion Chromotography (LOW)							**E300IC_W**
Chloride	700	J	60	mg/L	30	06/21/2013 13:45	72351
Nitrogen, Nitrite (As N)	ND	R	0.13	mg/L	1	06/20/2013 15:05	72351
Nitrogen, Nitrate (As N)	0.051	J	0.13	mg/L	1	06/20/2013 15:05	72351
Sulfate	160		15	mg/L	3	06/21/2013 14:21	72351
SM 4500D S- -- Total Sulfides by Methylene Blue Method							**SM4500_S-_W**
Sulfide	ND		0.030	mg/L	1	06/26/2013 14:05	72461
SM 5310B TOC -- Total Organic Carbon by combustion							**SM5310B_TOC_W**
Organic Carbon, Total – Dissolved	5.5	J	10	mg/L	1	06/27/2013 10:48	72464
Organic Carbon, Total	5.5	J	10	mg/L	1	06/27/2013 10:27	72464

EL
7/24/13

Qualifiers:
ND - Not Detected at the Reporting Limit
J - Analyte detected below quanititation limits
B - Analyte detected in the associated Method Blank
DF - Dilution Factor
S - Spike Recovery outside accepted recovery limits
R - RPD outside accepted recovery limits
E - Value above quantitation range
RL - Reporting Limit

Spectrum Analytical Inc. - North Kingstown RI -- Rhode Island Division

06/30/2013

Client: LaBella Associates
Client Sample ID: BW-7
Lab ID: M0999-05

Project: 690 Saint Paul Street
Collection Date: 06/19/13 14:15

Analyses	Result	Qual	RL	Units	DF	Date Analyzed	Batch ID
EPA 300.0 -- Anions by Ion Chromotography (LOW)							**E300IC_W**
Chloride	1500	B	100	mg/L	50	06/21/2013 13:57	72351
Nitrogen, Nitrite (As N)	ND		0.13	mg/L	1	06/20/2013 15:40	72351
Nitrogen, Nitrate (As N)	1.1		0.13	mg/L	1	06/20/2013 15:40	72351
Sulfate	100		5.0	mg/L	1	06/20/2013 15:40	72351
SM 4500D S- -- Total Sulfides by Methylene Blue Method							**SM4500_S-_W**
Sulfide	ND		0.030	mg/L	1	06/26/2013 14:07	72461
SM 5310B TOC -- Total Organic Carbon by combustion							**SM5310B_TOC_W**
Organic Carbon, Total -- Dissolved	ND		10	mg/L	1	06/27/2013 11:27	72464
Organic Carbon, Total	ND		10	mg/L	1	06/27/2013 11:08	72464

EL
7/24/13

Qualifiers:

ND - Not Detected at the Reporting Limit
J - Analyte detected below quanititation limits
B - Analyte detected in the associated Method Blank
DF - Dilution Factor
S - Spike Recovery outside accepted recovery limits
R - RPD outside accepted recovery limits
E - Value above quantitation range
RL - Reporting Limit

Spectrum Analytical Inc. - North Kingstown RI -- Rhode Island Division

06/30/2013

Client: LaBella Associates
Client Sample ID: BW-6
Lab ID: M0999-06

Project: 690 Saint Paul Street
Collection Date: 06/19/13 16:00

Analyses	Result	Qual	RL	Units	DF	Date Analyzed	Batch ID
EPA 300.0 -- Anions by Ion Chromotography (LOW)							**E300IC_W**
Chloride	790	~~B~~ J	60	mg/L	30	06/21/2013 14:09	72351
Nitrogen, Nitrite (As N)	ND	R	0.13	mg/L	1	06/20/2013 15:52	72351
Nitrogen, Nitrate (As N)	0.16		0.13	mg/L	1	06/20/2013 15:52	72351
Sulfate	87		5.0	mg/L	1	06/20/2013 15:52	72351
SM 4500D S- -- Total Sulfides by Methylene Blue Method							**SM4500_S-_W**
Sulfide	ND		0.030	mg/L	1	06/26/2013 14:09	72461
SM 5310B TOC -- Total Organic Carbon by combustion							**SM5310B_TOC_W**
Organic Carbon, Total -- Dissolved	4.6	J	10	mg/L	1	06/27/2013 12:07	72464
Organic Carbon, Total	4.6	J	10	mg/L	1	06/27/2013 11:47	72464

EL
7/24/13

Qualifiers:

ND - Not Detected at the Reporting Limit
J - Analyte detected below quanititation limits
B - Analyte detected in the associated Method Blank
DF - Dilution Factor
S - Spike Recovery outside accepted recovery limits
R - RPD outside accepted recovery limits
E - Value above quantitation range
RL - Reporting Limit

Spectrum Analytical Inc. - North Kingstown RI -- Rhode Island Division

06/30/2013

Client: LaBella Associates
Client Sample ID: FIELD BLANK
Lab ID: M0999-07

Project: 690 Saint Paul Street
Collection Date: 06/19/13 12:00

Analyses	Result	Qual	RL	Units	DF	Date Analyzed	Batch ID
EPA 300.0 -- Anions by Ion Chromotography (LOW)							**E300IC_W**
Chloride	ND	R	2.0	mg/L	1	06/20/2013 16:04	72351
Nitrogen, Nitrite (As N)	ND	R	0.13	mg/L	1	06/20/2013 16:04	72351
Nitrogen, Nitrate (As N)	ND		0.13	mg/L	1	06/20/2013 16:04	72351
Sulfate	ND		5.0	mg/L	1	06/20/2013 16:04	72351
SM 4500D S- -- Total Sulfides by Methylene Blue Method							**SM4500_S-_W**
Sulfide	ND		0.030	mg/L	1	06/26/2013 14:11	72461
SM 5310B TOC -- Total Organic Carbon by combustion							**SM5310B_TOC_W**
Organic Carbon, Total -- Dissolved	ND		10	mg/L	1	06/27/2013 12:48	72464
Organic Carbon, Total	ND		10	mg/L	1	06/27/2013 12:27	72464

EL
7/24/13

Qualifiers:
ND - Not Detected at the Reporting Limit
J - Analyte detected below quanititation limits
B - Analyte detected in the associated Method Blank
DF - Dilution Factor
S - Spike Recovery outside accepted recovery limits
R - RPD outside accepted recovery limits
E - Value above quantitation range
RL - Reporting Limit

Vali-Data of WNY, LLC
1514 Davis Rd.
West Falls, NY 14170

Received By
LaBella Associates, P.C.

FEB 15 2011

Client:
Proj.#:

February 14, 2011
Mr. Evan Dumrese
LaBella Associates, PC
300 State St.
Suite 201
Rochester, NY 14614

Dear Mr. Dumrese,

I would like to thank you for using Vali-Data of WNY, LLC for your data validation needs.

Attached is the DUSR report for 690 St. Paul St., SDG#J1983 and the corresponding invoice. Also, included are past due invoices. Late fees have been added for all invoices that are 90 or more days past due. If you have any questions, please feel free to contact me at (716) 655-6530. I look forward to working together in the future.

Sincerely,

Jodi Zimmerman
Vali-Data of WNY, LLC

Data Usability Summary Report

Vali-Data of WNY, LLC
1514 Davis Rd.
West Falls, NY 14170

690 St. Paul St.
Mitkem Laboratories #J1983
January 7, 2011
Sampling date: 10/5, 7/10

Prepared by

Jodi Zimmerman, B.S.
Vali-Data of WNY, LLC
1514 Davis Rd.
West Falls, NY 14170

DELIVERABLES

This Data Usability Summary Report (DUSR) was prepared by evaluating the analytical data package for LaBella Associates, P.C., project located at 690 St. Paul St., Work order 208492, Mitkem Laboratories SDG ID#SJ1983, submitted to Vali-Data of WNY, LLC on December 10, 2010. This DUSR has been prepared in general compliance with NYSDEC Analytical Services Protocol and USEPA National Functional Guidelines. The laboratory performed the analyses using USEPA methods, 8260 (Volatile Organics), 8270 (SemiVolatile Organics), 8081 (Pesticides), 8082 (PCBs), 6010 (Inorganics), 7471(Mercury).

The first page entitled 'Laboratory Report' had the incorrect date recorded for 'Date Received'. An updated page is attached.

VOLATILE ORGANIC COMPOUNDS

The following items/criteria were reviewed for this analytical suite:

- Data Completeness
- Narrative and Data Reporting Forms
- Chain of Custody and Traffic Reports
- Holding Times
- Internal Standard (IS) Area Performance
- Surrogate Spike Recoveries
- Method Blank
- Laboratory Control Samples
- MS/MSD
- Compound Quantitation
- Initial Calibration
- Continuing Calibration
- GC/MS Performance Check

The items listed above were technically in compliance with the method and SOP criteria with the exceptions discussed in the text below. The data have been reviewed according to the procedures outlined above and qualified accordingly.

OVERALL EVALUATION OF DATA AND POTENTIAL USABILITY ISSUES

The data are acceptable for use but are qualified below in Narrative and Data Reporting Forms and Method Blank.

DATA COMPLETENESS

All criteria were met.

NARRATIVE AND DATA REPORTING FORMS

All criteria were met except the MDL's were not included in the original package. Those pages are attached.

The reported masses on the Form 1's for samples 690-SB-119(8.0'-11.4')-O, 690-SB-106A(8.0'-11.9')-O and 690-SB-122(8.0'-11')-O were incorrect. Updated Form 1's are attached and the concentrations of detected analytes have been updated on those forms.

CHAIN OF CUSTODY AND TRAFFIC REPORTS
All criteria were met.

HOLDING TIMES
All holding times for the samples were met.

INTERNAL STANDARD (IS)
The IS did meet criteria.

SURROGATE SPIKE RECOVERIES
All criteria were met within ASP QC limits.

METHOD BLANK
All the criteria were met except Methylene Chloride was detected above the MDL, below the MRL in MB-54770 and was qualified as estimated in associated samples and spikes with detects.

FIELD DUPLICATE SAMPLE PRECISION
No field duplicate was acquired.

LABORATORY CONTROL SAMPLES
All criteria were met.

MS/MSD
No MS/MSD were performed.

COMPOUND QUANTITATION
All criteria were met. (See Narrative and Data Reporting Forms, above)

INITIAL CALIBRATION
All criteria were met except the RRF value of Trichloroethene was outside QC limits in the initial calibration performed on 10/8/10 on instrument V2 and on 10/13/10 on instrument V6. ASP allows up to two target compounds to be outside QC limits, so no further action is required.

CONTINUING CALIBRATION
All criteria were met except the %D of Trichloroethene was outside ASP QC limits in VSTD0501P. The RRF of Trichloroethene was outside ASP QC limits in VSTD0502X, VSTD0506F and VSTD0506G. ASP allows up to two target compounds to be outside QC limits, so no further action is required.

GC/MS PERFORMANCE CHECK
All criteria were met.
The 'Ion Abundance Criteria' was incorrectly labeled for m/e 174 on Form 5A for file #V1L7200.D. The raw data is correct, so no further action is required.

SEMIVOLATILE ORGANIC COMPOUNDS

The following items/criteria were reviewed for this analytical suite:

- Data Completeness
- Narrative and Data Reporting Forms
- Chain of Custody and Traffic Reports
- Holding Times
- Internal Standard (IS) Area Performance
- Surrogate Spike Recoveries
- Method Blank
- Laboratory Control Samples
- MS/MSD
- Compound Quantitation
- Initial Calibration
- Continuing Calibration
- GC/MS Performance Check

The items listed above were technically in compliance with the method and SOP criteria with the exceptions discussed in the text below. The data have been reviewed according to the procedures outlined above and qualified accordingly.

OVERALL EVALUATION OF DATA AND POTENTIAL USABILITY ISSUES
The data are acceptable for use.

DATA COMPLETENESS
All criteria were met.

NARRATIVE AND DATA REPORTING FORMS
All criteria were met except the MDL's were not included in the original package. Those pages are attached.
Sample 690-SS-8A(2-2)-O should have been labeled 690-SS8A(2"-2')-O. This does not affect the data.

CHAIN OF CUSTODY AND TRAFFIC REPORTS
All criteria were met.

HOLDING TIMES
All holding times for the samples were met.

INTERNAL STANDARD (IS)
The IS did meet criteria.

SURROGATE SPIKE RECOVERIES
All criteria were met within ASP QC limits.

METHOD BLANK
All the criteria were met.

FIELD DUPLICATE SAMPLE PRECISION
No field duplicate was acquired.

LABORATORY CONTROL SAMPLES
All criteria were met.

MS/MSD
No MS/MSD were performed on these samples.

COMPOUND QUANTITATION
All criteria were met.

INITIAL CALIBRATION
All criteria were met.

CONTINUING CALIBRATION
All criteria were met except the %D of Pentachlorophenol was outside ASP QC limits in SSTD0503D and SSTD0503F. ASP allows up to four target analytes to be outside QC limits without further action.

GC/MS PERFORMANCE CHECK
All criteria were met.

PESTICIDES

The following items/criteria were reviewed for this analytical suite:

- Data Completeness
- Narrative and Data Reporting Forms
- Chain of Custody and Traffic Reports
- Holding Times
- Surrogate Spike Recoveries
- Method Blank
- Field Duplicate Precision
- Laboratory Control Samples
- MS/MSD
- Compound Quantitation
- Initial Calibration
- Continuing Calibration

The items listed above were technically in compliance with the method and SOP criteria with the exceptions discussed in the text below. The data have been reviewed according to the procedures outlined above and qualified accordingly.

OVERALL EVALUATION OF DATA AND POTENTIAL USABILITY ISSUES
The data are acceptable for use.

Sulfur clean up was used for all samples, blanks and spikes.

Mitkem Laboratories reported the concentration of the target analytes from the column with the lower result.

DATA COMPLETENESS
All criteria were met.

NARRATIVE AND DATA REPORTING FORMS
All criteria were met except no MDL's were provided in the original package. Those pages are attached. Sample 690-SS-8A(2-2)-O should have been labeled 690-SS8A(2"-2')-O. This does not affect the data.

The LCSD was erroneously crossed off of prep log.

CHAIN OF CUSTODY AND TRAFFIC REPORTS
All criteria were met.

HOLDING TIMES
All holding times were met.

SURROGATE SPIKE RECOVERIES
All criteria were met.

METHOD BLANK
All the criteria were met.

FIELD DUPLICATE SAMPLE PRECISION
No field duplicate was acquired.

LABORATORY CONTROL SAMPLES
All criteria were met.

MS/MSD
No MS/MSD were performed.

COMPOUND QUANTITATION
All criteria were met.

INITIAL CALIBRATION
All criteria were met.

CONTINUING CALIBRATION
All criteria were met.

POLYCHLORINATED BIPHENYLS

The following items/criteria were reviewed for this analytical suite:

- Data Completeness
- Narrative and Data Reporting Forms
- Chain of Custody and Traffic Reports
- Holding Times
- Surrogate Spike Recoveries
- Method Blank
- Field Duplicate Precision
- Laboratory Control Samples
- MS/MSD
- Compound Quantitation
- Initial Calibration
- Continuing Calibration

The items listed above were technically in compliance with the method and SOP criteria with the exceptions discussed in the text below. The data have been reviewed according to the procedures outlined above and qualified accordingly.

OVERALL EVALUATION OF DATA AND POTENTIAL USABILITY ISSUES
The data are acceptable for use.

Sulfur and acid clean up was used for all samples, blanks and spikes.

Mitkem Laboratories reported the concentration of the target analytes from the column with the lower result.

DATA COMPLETENESS
All criteria were met.

NARRATIVE AND DATA REPORTING FORMS
All criteria were met except no MDL's were provided in the original package. Those pages are attached. Sample 690-SS-8A(2-2)-O should have been labeled 690-SS8A(2"-2')-O. This does not affect the data.

The LCSD was erroneously crossed off of prep log.

CHAIN OF CUSTODY AND TRAFFIC REPORTS
All criteria were met.

HOLDING TIMES
All holding times for the samples were met.

SURROGATE SPIKE RECOVERIES
All criteria were met.

METHOD BLANK
All the criteria were met.

FIELD DUPLICATE SAMPLE PRECISION
No field duplicate was acquired.

LABORATORY CONTROL SAMPLES
All criteria were met.

MS/MSD
No MS/MSD were performed on these samples.

COMPOUND QUANTITATION
All criteria were met except the %D between the columns was outside QC limits for Aroclor 1260 in 690-SB-104(2"-2')-O.

INITIAL CALIBRATION
All criteria were met except Form 6P included CS6 values for the surrogates in the original package. Those should not have been included since only a 5-point calibration is required. The incorrect value for Aroclor 1016 peak 1 at CS6 was included in the original package. An updated page is attached.

CONTINUING CALIBRATION
All criteria were met.

METALS

The following items/criteria were reviewed for this analytical suite:

- Data Completeness
- Narrative and Data Reporting Forms
- Chain of Custody and Traffic Reports
- Holding Times
- Method Blank
- Laboratory Control Sample
- MS
- Duplicate
- Field Duplicate
- Serial Dilution
- Compound Quantitation
- Calibration

The items listed above were technically in compliance with the method and SOP criteria with the exceptions discussed in the text below. The data have been reviewed according to the procedures outlined above.

OVERALL EVALUATION OF DATA AND POTENTIAL USABILITY ISSUES

The data are acceptable for use but are qualified below in MS/MSD, Duplicate, Serial Dilution and Calibration.

DATA COMPLETENESS

All criteria were met.

NARATIVE AND DATA REPORTING FORMS

All criteria were met.

Sample 690-SS-8A(2-2)-O should have been labeled 690-SS8A(2"-2')-O. This does not affect the data.

CHAIN OF CUSTODY AND TRAFFIC REPORTS

All criteria were met.

HOLDING TIMES

All holding times were met.

METHOD BLANK

All criteria were met except Na was detected in MB-54713. Results of this target analyte in the samples were above the MRL, so no further action is required.

LABORATORY CONTROL SAMPLE

All criteria were met.

MS/MSD

All criteria were met except the %D of Sb and Pb were outside QC limits in 690-SS-8A(2-2)-OS and are qualified with an 'N'.

Sb and Pb were within QC limits in the post digest spike.

Mitkem does not include some commonly occurring target analytes in the spiking solution since the naturally occurring high concentrations tend to mask the spiking compound.

DUPLICATE

All criteria were met except the %RPD of Ca, Mg and V were outside QC limits in 690-SS-8A(2-2)-OD. These target analytes are qualified with a '*' in the samples.

FIELD DUPLICATE

No field duplicate was acquired.

SERIAL DILUTION

All criteria were met except the %D of Cr, Co, Fe, Pb, Mg, Mn, Ni and Na were outside QC limits in 690-SS-8A(2-2)-O and their concentrations were >50xMDL. These target analytes were qualified with an 'E' in the samples.

COMPOUND QUANITATION

All criteria were met.

CALIBRATION

All criteria were met except K and Co was detected in the ICB.
Na was detected in CCB3.
The results for these target analytes were above the MRL in all of the samples, so no further action is required.

MERCURY

The following items/criteria were reviewed for this analytical suite:

- Data Completeness
- Narrative and Data Reporting Forms
- Chain of Custody and Traffic Reports
- Holding Times
- Method Blank
- Laboratory Control Samples
- MS/MSD
- Duplicate
- Field Duplicate
- Compound Quantitation
- Calibration

The items listed above were technically in compliance with the method and SOP criteria with any exceptions discussed in the text below. The data have been reviewed according to the procedures outlined above.

OVERALL EVALUATION OF DATA AND POTENTIAL USABILITY ISSUES

The data are acceptable for use.

DATA COMPLETENESS

All criteria were met.

NARRATIVE AND DATA REPORTING FORMS
All criteria were met.

CHAIN OF CUSTODY
All criteria were met.

HOLDING TIMES
All holding times were met.

METHOD BLANK
All criteria were met.

LABORATORY CONTROL SAMPLES
All criteria were met.

MS/MSD
No MS/MSD were performed on these samples.

DUPLICATE
No duplicate were performed on these samples.

FIELD DUPLICATE
No field duplicate was acquired.

COMPOUND QUANTITATION
All criteria were met.

CALIBRATION
All criteria were met.

GENERAL CHEMISTY

The following items/criteria were reviewed for this analytical suite:

- Dry Weight

The items listed above were technically in compliance with the method and SOP criteria with any exceptions discussed in the text below. The data have been reviewed according to the procedures outlined above.

Dry Weight

The percent moisture was recorded on a 'Percent Moisture and Percent Solids Report' but no Form 1's were submitted.

1A - FORM I VOA-1

VOLATILE ORGANICS ANALYSIS DATA SHEET

CLIENT SAMPLE NO.

690-SS-8A (0-2")-O

Lab Name: MITKEM LABORATORIES Contract:

Lab Code: MITKEM Case No.: J1983 Mod. Ref No.: SDG No.: SJ1983

Matrix: (SOIL/SED/WATER) SOIL Lab Sample ID: J1983-06A

Sample wt/vol: 5.20 (g/mL) G Lab File ID: V6H6928.D

Level: (TRACE/LOW/MED) LOW Date Received: 10/12/2010

% Moisture: not dec. 12 Date Analyzed: 10/13/2010

GC Column: DB-624 ID: 0.25 (mm) Dilution Factor: 1.0

Soil Extract Volume: (uL) Soil Aliquot Volume: (uL)

Purge Volume: 10.0 (mL)

CAS NO.	COMPOUND	CONCENTRATION UNITS: (ug/L or ug/Kg) µG/KG	Q
74-87-3	Chloromethane	5.5	U
75-01-4	Vinyl chloride	5.5	U
74-83-9	Bromomethane	5.5	U
75-00-3	Chloroethane	5.5	U
75-69-4	Trichlorofluoromethane	5.5	U
75-35-4	1,1-Dichloroethene	5.5	U
67-64-1	Acetone	5.5	U
75-15-0	Carbon disulfide	5.5	U
75-09-2	Methylene chloride	1.9	J
156-60-5	trans-1,2-Dichloroethene	5.5	U
1634-04-4	Methyl tert-butyl ether	5.5	U
75-34-3	1,1-Dichloroethane	5.5	U
108-05-4	Vinyl acetate	5.5	U
78-93-3	2-Butanone	5.5	U
156-59-2	cis-1,2-Dichloroethene	5.5	U
67-66-3	Chloroform	5.5	U
71-55-6	1,1,1-Trichloroethane	5.5	U
56-23-5	Carbon tetrachloride	5.5	U
107-06-2	1,2-Dichloroethane	5.5	U
71-43-2	Benzene	5.5	U
79-01-6	Trichloroethene	2.2	J
78-87-5	1,2-Dichloropropane	5.5	U
75-27-4	Bromodichloromethane	5.5	U
10061-01-5	cis-1,3-Dichloropropene	5.5	U
108-10-1	4-Methyl-2-pentanone	5.5	U
108-88-3	Toluene	5.5	U
10061-02-6	trans-1,3-Dichloropropene	5.5	U
79-00-5	1,1,2-Trichloroethane	5.5	U
127-18-4	Tetrachloroethene	5.5	U
591-78-6	2-Hexanone	5.5	U
124-48-1	Dibromochloromethane	5.5	U
108-90-7	Chlorobenzene	5.5	U
100-41-4	Ethylbenzene	5.5	U
1330-20-7	m,p-Xylene	5.5	U
95-47-6	o-Xylene	5.5	U

1B - FORM I VOA-2

VOLATILE ORGANICS ANALYSIS DATA SHEET

CLIENT SAMPLE NO.

690-SS-8A
(0-2")-O

Lab Name: MITKEM LABORATORIES Contract:

Lab Code: MITKEM Case No.: J1983 Mod. Ref No.: SDG No.: SJ1983

Matrix: (SOIL/SED/WATER) SOIL Lab Sample ID: J1983-06A

Sample wt/vol: 5.20 (g/mL) G Lab File ID: V6H6928.D

Level: (TRACE/LOW/MED) LOW Date Received: 10/12/2010

% Moisture: not dec. 12 Date Analyzed: 10/13/2010

GC Column: DB-624 ID: 0.25 (mm) Dilution Factor: 1.0

Soil Extract Volume: (uL) Soil Aliquot Volume: (uL)

Purge Volume: 10.0 (mL)

CAS NO.	COMPOUND	CONCENTRATION UNITS: (ug/L or ug/Kg) µG/KG	Q
1330-20-7	Xylene (Total)	5.5	U
100-42-5	Styrene	5.5	U
75-25-2	Bromoform	5.5	U
98-82-8	Isopropylbenzene	5.5	U
79-34-5	1,1,2,2-Tetrachloroethane	5.5	U
103-65-1	n-Propylbenzene	5.5	U
108-67-8	1,3,5-Trimethylbenzene	5.5	U
98-06-6	tert-Butylbenzene	5.5	U
95-63-6	1,2,4-Trimethylbenzene	5.5	U
135-98-8	sec-Butylbenzene	5.5	U
99-87-6	4-Isopropyltoluene	5.5	U
541-73-1	1,3-Dichlorobenzene	5.5	U
106-46-7	1,4-Dichlorobenzene	5.5	U
104-51-8	n-Butylbenzene	5.5	U
95-50-1	1,2-Dichlorobenzene	5.5	U
91-20-3	Naphthalene	5.5	U
110-75-8	2-Chloroethyl vinyl ether	5.5	U

1J - FORM I VOA-TIC

VOLATILE ORGANICS ANALYSIS DATA SHEET

TENTATIVELY IDENTIFIED COMPOUNDS

CLIENT SAMPLE NO.

690-SS-8A (0-2")-O

Lab Name: MITKEM LABORATORIES Contract:

Lab Code: MITKEM Case No.: J1983 Mod. Ref No.: SDG No.: SJ1983

Matrix: (SOIL/SED/WATER) SOIL Lab Sample ID: J1983-06A

Sample wt/vol: 5.20 (g/mL) G Lab File ID: V6H6928.D

Level: (TRACE or LOW/MED) LOW Date Received: 10/12/2010

% Moisture: not dec. 12 Date Analyzed: 10/13/2010

GC Column: DB-624 ID: 0.25 (mm) Dilution Factor: 1.0

Soil Extract Volume: (uL) Soil Aliquot Volume: (uL)

CONCENTRATION UNITS: (ug/L or ug/Kg) µG/KG Purge Volume: 10.0 (mL)

CAS NUMBER	COMPOUND NAME	RT	EST. CONC.	Q
E96679[1]	Total Alkanes	N/A		

[1] EPA-designated Registry Number.

s10 10 18.A

SW846

1A - FORM I VOA-1

VOLATILE ORGANICS ANALYSIS DATA SHEET

CLIENT SAMPLE NO.

690-SS-8A
(2"-2')-O

Lab Name: MITKEM LABORATORIES Contract:

Lab Code: MITKEM Case No.: J1983 Mod. Ref No.: SDG No.: SJ1983

Matrix: (SOIL/SED/WATER) SOIL Lab Sample ID: J1983-07A

Sample wt/vol: 5.20 (g/mL) G Lab File ID: V6H6929.D

Level: (TRACE/LOW/MED) LOW Date Received: 10/12/2010

% Moisture: not dec. 22 Date Analyzed: 10/13/2010

GC Column: DB-624 ID: 0.25 (mm) Dilution Factor: 1.0

Soil Extract Volume: (uL) Soil Aliquot Volume: (uL)

Purge Volume: 10.0 (mL)

CAS NO.	COMPOUND	CONCENTRATION UNITS: (ug/L or ug/Kg) µG/KG	Q
74-87-3	Chloromethane	6.2	U
75-01-4	Vinyl chloride	6.2	U
74-83-9	Bromomethane	6.2	U
75-00-3	Chloroethane	6.2	U
75-69-4	Trichlorofluoromethane	6.2	U
75-35-4	1,1-Dichloroethene	6.2	U
67-64-1	Acetone	6.2	U
75-15-0	Carbon disulfide	6.2	U
75-09-2	Methylene chloride	2.3	J
156-60-5	trans-1,2-Dichloroethene	6.2	U
1634-04-4	Methyl tert-butyl ether	6.2	U
75-34-3	1,1-Dichloroethane	6.2	U
108-05-4	Vinyl acetate	6.2	U
78-93-3	2-Butanone	6.2	U
156-59-2	cis-1,2-Dichloroethene	6.2	U
67-66-3	Chloroform	6.2	U
71-55-6	1,1,1-Trichloroethane	6.2	U
56-23-5	Carbon tetrachloride	6.2	U
107-06-2	1,2-Dichloroethane	6.2	U
71-43-2	Benzene	6.2	U
79-01-6	Trichloroethene	3.9	J
78-87-5	1,2-Dichloropropane	6.2	U
75-27-4	Bromodichloromethane	6.2	U
10061-01-5	cis-1,3-Dichloropropene	6.2	U
108-10-1	4-Methyl-2-pentanone	6.2	U
108-88-3	Toluene	6.2	U
10061-02-6	trans-1,3-Dichloropropene	6.2	U
79-00-5	1,1,2-Trichloroethane	6.2	U
127-18-4	Tetrachloroethene	6.2	U
591-78-6	2-Hexanone	6.2	U
124-48-1	Dibromochloromethane	6.2	U
108-90-7	Chlorobenzene	6.2	U
100-41-4	Ethylbenzene	6.2	U
1330-20-7	m,p-Xylene	6.2	U
95-47-6	o-Xylene	6.2	U

1B - FORM I VOA-2

VOLATILE ORGANICS ANALYSIS DATA SHEET

CLIENT SAMPLE NO.

690-SS-8A
(2"-2')-O

Lab Name: MITKEM LABORATORIES Contract:

Lab Code: MITKEM Case No.: J1983 Mod. Ref No.: SDG No.: SJ1983

Matrix: (SOIL/SED/WATER) SOIL Lab Sample ID: J1983-07A

Sample wt/vol: 5.20 (g/mL) G Lab File ID: V6H6929.D

Level: (TRACE/LOW/MED) LOW Date Received: 10/12/2010

% Moisture: not dec. 22 Date Analyzed: 10/13/2010

GC Column: DB-624 ID: 0.25 (mm) Dilution Factor: 1.0

Soil Extract Volume: (uL) Soil Aliquot Volume: (uL)

Purge Volume: 10.0 (mL)

CAS NO.	COMPOUND	CONCENTRATION UNITS: (ug/L or ug/Kg) µG/KG	Q
1330-20-7	Xylene (Total)	6.2	U
100-42-5	Styrene	6.2	U
75-25-2	Bromoform	6.2	U
98-82-8	Isopropylbenzene	6.2	U
79-34-5	1,1,2,2-Tetrachloroethane	6.2	U
103-65-1	n-Propylbenzene	6.2	U
108-67-8	1,3,5-Trimethylbenzene	6.2	U
98-06-6	tert-Butylbenzene	6.2	U
95-63-6	1,2,4-Trimethylbenzene	6.2	U
135-98-8	sec-Butylbenzene	6.2	U
99-87-6	4-Isopropyltoluene	6.2	U
541-73-1	1,3-Dichlorobenzene	6.2	U
106-46-7	1,4-Dichlorobenzene	6.2	U
104-51-8	n-Butylbenzene	6.2	U
95-50-1	1,2-Dichlorobenzene	6.2	U
91-20-3	Naphthalene	6.2	U
110-75-8	2-Chloroethyl vinyl ether	6.2	U

1J - FORM I VOA-TIC

VOLATILE ORGANICS ANALYSIS DATA SHEET

TENTATIVELY IDENTIFIED COMPOUNDS

CLIENT SAMPLE NO.

690-SS-8A
(2"-2')-O

Lab Name: MITKEM LABORATORIES Contract:

Lab Code: MITKEM Case No.: J1983 Mod. Ref No.: SDG No.: SJ1983

Matrix: (SOIL/SED/WATER) SOIL Lab Sample ID: J1983-07A

Sample wt/vol: 5.20 (g/mL) G Lab File ID: V6H6929.D

Level: (TRACE or LOW/MED) LOW Date Received: 10/12/2010

% Moisture: not dec. 22 Date Analyzed: 10/13/2010

GC Column: DB-624 ID: 0.25 (mm) Dilution Factor: 1.0

Soil Extract Volume: (uL) Soil Aliquot Volume: (uL)

CONCENTRATION UNITS: (ug/L or ug/Kg) µG/KG Purge Volume: 10.0 (mL)

CAS NUMBER	COMPOUND NAME	RT	EST. CONC.	Q
E96679€ [1]	Total Alkanes	N/A		

[1] EPA-designated Registry Number.

1A - FORM I VOA-1

VOLATILE ORGANICS ANALYSIS DATA SHEET

CLIENT SAMPLE NO.

690-SB-106A (8.0'-11.9')-O

Lab Name: MITKEM LABORATORIES Contract:

Lab Code: MITKEM Case No.: J1983 Mod. Ref No.: SDG No.: SJ1983

Matrix: (SOIL/SED/WATER) SOIL Lab Sample ID: J1983-08A

Sample wt/vol: 5.10 (g/mL) G Lab File ID: V6H6930.D

Level: (TRACE/LOW/MED) LOW Date Received: 10/12/2010

% Moisture: not dec. 11 Date Analyzed: 10/13/2010

GC Column: DB-624 ID: 0.25 (mm) Dilution Factor: 1.0

Soil Extract Volume: (uL) Soil Aliquot Volume: (uL)

Purge Volume: 10.0 (mL)

CAS NO.	COMPOUND	CONCENTRATION UNITS: (ug/L or ug/Kg) µG/KG	Q
74-87-3	Chloromethane	5.5	U
75-01-4	Vinyl chloride	5.5	U
74-83-9	Bromomethane	5.5	U
75-00-3	Chloroethane	5.5	U
75-69-4	Trichlorofluoromethane	5.5	U
75-35-4	1,1-Dichloroethene	5.5	U
67-64-1	Acetone	4.6	J
75-15-0	Carbon disulfide	5.5	U
75-09-2	Methylene chloride	2.0	J
156-60-5	trans-1,2-Dichloroethene	5.5	U
1634-04-4	Methyl tert-butyl ether	5.5	U
75-34-3	1,1-Dichloroethane	5.5	U
108-05-4	Vinyl acetate	5.5	U
78-93-3	2-Butanone	5.5	U
156-59-2	cis-1,2-Dichloroethene	5.6	
67-66-3	Chloroform	5.5	U
71-55-6	1,1,1-Trichloroethane	5.5	U
56-23-5	Carbon tetrachloride	5.5	U
107-06-2	1,2-Dichloroethane	5.5	U
71-43-2	Benzene	5.5	U
79-01-6	Trichloroethene	700	E
78-87-5	1,2-Dichloropropane	5.5	U
75-27-4	Bromodichloromethane	5.5	U
10061-01-5	cis-1,3-Dichloropropene	5.5	U
108-10-1	4-Methyl-2-pentanone	5.5	U
108-88-3	Toluene	5.5	U
10061-02-6	trans-1,3-Dichloropropene	5.5	U
79-00-5	1,1,2-Trichloroethane	5.5	U
127-18-4	Tetrachloroethene	5.5	U
591-78-6	2-Hexanone	5.5	U
124-48-1	Dibromochloromethane	5.5	U
108-90-7	Chlorobenzene	5.5	U
100-41-4	Ethylbenzene	5.5	U
1330-20-7	m,p-Xylene	5.5	U
95-47-6	o-Xylene	5.5	U

1B - FORM I VOA-2

VOLATILE ORGANICS ANALYSIS DATA SHEET

CLIENT SAMPLE NO.

690-SB-106A
(8.0'-11.9')-O

Lab Name: MITKEM LABORATORIES Contract:

Lab Code: MITKEM Case No.: J1983 Mod. Ref No.: SDG No.: SJ1983

Matrix: (SOIL/SED/WATER) SOIL Lab Sample ID: J1983-08A

Sample wt/vol: 5.10 (g/mL) G Lab File ID: V6H6930.D

Level: (TRACE/LOW/MED) LOW Date Received: 10/12/2010

% Moisture: not dec. 11 Date Analyzed: 10/13/2010

GC Column: DB-624 ID: 0.25 (mm) Dilution Factor: 1.0

Soil Extract Volume: (uL) Soil Aliquot Volume: (uL)

Purge Volume: 10.0 (mL)

CAS NO.	COMPOUND	CONCENTRATION UNITS: (ug/L or ug/Kg) µG/KG	Q
1330-20-7	Xylene (Total)	5.5	U
100-42-5	Styrene	5.5	U
75-25-2	Bromoform	5.5	U
98-82-8	Isopropylbenzene	5.5	U
79-34-5	1,1,2,2-Tetrachloroethane	5.5	U
103-65-1	n-Propylbenzene	5.5	U
108-67-8	1,3,5-Trimethylbenzene	5.5	U
98-06-6	tert-Butylbenzene	5.5	U
95-63-6	1,2,4-Trimethylbenzene	5.5	U
135-98-8	sec-Butylbenzene	5.5	U
99-87-6	4-Isopropyltoluene	5.5	U
541-73-1	1,3-Dichlorobenzene	5.5	U
106-46-7	1,4-Dichlorobenzene	5.5	U
104-51-8	n-Butylbenzene	5.5	U
95-50-1	1,2-Dichlorobenzene	5.5	U
91-20-3	Naphthalene	5.5	U
110-75-8	2-Chloroethyl vinyl ether	5.5	U

1J - FORM I VOA-TIC

VOLATILE ORGANICS ANALYSIS DATA SHEET

TENTATIVELY IDENTIFIED COMPOUNDS

CLIENT SAMPLE NO.

690-SB-106A
(8.0'-11.9')-O

Lab Name: MITKEM LABORATORIES Contract:

Lab Code: MITKEM Case No.: J1983 Mod. Ref No.: SDG No.: SJ1983

Matrix: (SOIL/SED/WATER) SOIL Lab Sample ID: J1983-08A

Sample wt/vol: 5.10 (g/mL) G Lab File ID: V6H6930.D

Level: (TRACE or LOW/MED) LOW Date Received: 10/12/2010

% Moisture: not dec. 11 Date Analyzed: 10/13/2010

GC Column: DB-624 ID: 0.25 (mm) Dilution Factor: 1.0

Soil Extract Volume: (uL) Soil Aliquot Volume: (uL)

CONCENTRATION UNITS: (ug/L or ug/Kg) µG/KG Purge Volume: 10.0 (mL)

CAS NUMBER	COMPOUND NAME	RT	EST. CONC.	Q
E966796[1]	Total Alkanes	N/A		

[1]EPA-designated Registry Number.

1A - FORM I VOA-1

VOLATILE ORGANICS ANALYSIS DATA SHEET

EPA SAMPLE NO.

690-SB-106A
(8.0'-11.9')-OME

Lab Name: MITKEM LABORATORIES Contract:

Lab Code: MITKEM Case No.: J1983 Mod. Ref No.: SDG No.: SJ1983

Matrix: (SOIL/SED/WATER) SOIL Lab Sample ID: J1983-08A

Sample wt/vol: 5.10 (g/mL) G Lab File ID: V1L7297.D

Level: (TRACE/LOW/MED) MED Date Received: 10/09/2011

% Moisture: not dec. 11 Date Analyzed: 10/14/2010

GC Column: DB-624 ID: 0.25 (mm) Dilution Factor: 1.0

Soil Extract Volume: 5000 (uL) Soil Aliquot Volume: 100.00 (uL)

Purge Volume: 5.0 (mL)

CAS NO.	COMPOUND	CONCENTRATION UNITS: (ug/L or ug/Kg) µG/KG	Q
74-87-3	Chloromethane	310	U
75-01-4	Vinyl chloride	310	U
74-83-9	Bromomethane	310	U
75-00-3	Chloroethane	310	U
75-69-4	Trichlorofluoromethane	310	U
75-35-4	1,1-Dichloroethene	310	U
67-64-1	Acetone	310	U
75-15-0	Carbon disulfide	310	U
75-09-2	Methylene chloride	310	U
156-60-5	trans-1,2-Dichloroethene	310	U
1634-04-4	Methyl tert-butyl ether	310	U
75-34-3	1,1-Dichloroethane	310	U
108-05-4	Vinyl acetate	310	U
78-93-3	2-Butanone	310	U
156-59-2	cis-1,2-Dichloroethene	310	U
67-66-3	Chloroform	310	U
71-55-6	1,1,1-Trichloroethane	310	U
56-23-5	Carbon tetrachloride	310	U
107-06-2	1,2-Dichloroethane	310	U
71-43-2	Benzene	310	U
79-01-6	Trichloroethene	990	
78-87-5	1,2-Dichloropropane	310	U
75-27-4	Bromodichloromethane	310	U
10061-01-5	cis-1,3-Dichloropropene	310	U
108-10-1	4-Methyl-2-pentanone	310	U
108-88-3	Toluene	310	U
10061-02-6	trans-1,3-Dichloropropene	310	U
79-00-5	1,1,2-Trichloroethane	310	U
127-18-4	Tetrachloroethene	310	U
591-78-6	2-Hexanone	310	U
124-48-1	Dibromochloromethane	310	U
108-90-7	Chlorobenzene	310	U
100-41-4	Ethylbenzene	310	U
1330-20-7	m,p-Xylene	310	U
95-47-6	o-Xylene	310	U

1B - FORM I VOA-2

VOLATILE ORGANICS ANALYSIS DATA SHEET

EPA SAMPLE NO.

690-SB-106A (8.0'-11.9')-OME

Lab Name: MITKEM LABORATORIES Contract:

Lab Code: MITKEM Case No.: J1983 Mod. Ref No.: SDG No.: SJ1983

Matrix: (SOIL/SED/WATER) SOIL Lab Sample ID: J1983-08A

Sample wt/vol: 5.10 (g/mL) G Lab File ID: V1L7297.D

Level: (TRACE/LOW/MED) MED Date Received: 10/09/2011

% Moisture: not dec. 11 Date Analyzed: 10/14/2010

GC Column: DB-624 ID: 0.25 (mm) Dilution Factor: 1.0

Soil Extract Volume: 5000 (uL) Soil Aliquot Volume: 100.00 (uL)

Purge Volume: 5.0 (mL)

CAS NO.	COMPOUND	CONCENTRATION UNITS: (ug/L or ug/Kg) µG/KG	Q
1330-20-7	Xylene (Total)	310	U
100-42-5	Styrene	310	U
75-25-2	Bromoform	310	U
98-82-8	Isopropylbenzene	310	U
79-34-5	1,1,2,2-Tetrachloroethane	310	U
103-65-1	n-Propylbenzene	310	U
108-67-8	1,3,5-Trimethylbenzene	310	U
98-06-6	tert-Butylbenzene	310	U
95-63-6	1,2,4-Trimethylbenzene	310	U
135-98-8	sec-Butylbenzene	310	U
99-87-6	4-Isopropyltoluene	310	U
541-73-1	1,3-Dichlorobenzene	310	U
106-46-7	1,4-Dichlorobenzene	310	U
104-51-8	n-Butylbenzene	310	U
95-50-1	1,2-Dichlorobenzene	310	U
91-20-3	Naphthalene	310	U
110-75-8	2-Chloroethyl vinyl ether	310	U

1J - FORM I VOA-TIC

VOLATILE ORGANICS ANALYSIS DATA SHEET

TENTATIVELY IDENTIFIED COMPOUNDS

EPA SAMPLE NO.

690-SB-106A (8.0'-11.9')-OME

Lab Name: MITKEM LABORATORIES Contract:

Lab Code: MITKEM Case No.: J1983 Mod. Ref No.: SDG No.: SJ1983

Matrix: (SOIL/SED/WATER) SOIL Lab Sample ID: J1983-08A

Sample wt/vol: 5.10 (g/mL) G Lab File ID: V1L7297.D

Level: (TRACE or LOW/MED) MED Date Received: 10/09/2011

% Moisture: not dec. 11 Date Analyzed: 10/14/2010

GC Column: DB-624 ID: 0.25 (mm) Dilution Factor: 1.0

Soil Extract Volume: 5000 (uL) Soil Aliquot Volume: 100.00 (uL)

CONCENTRATION UNITS: (ug/L or ug/Kg) µG/KG Purge Volume: 5.0 (mL)

	CAS NUMBER	COMPOUND NAME	RT	EST. CONC.	Q
01	5881-17-4	Octane, 3-ethyl-	12.844	400	NJ
	E966796[1]	Total Alkanes	N/A		

[1]EPA-designated Registry Number.

1A - FORM I VOA-1

VOLATILE ORGANICS ANALYSIS DATA SHEET

EPA SAMPLE NO.

690-SB-119
(8.0'-11.4')-O

Lab Name: MITKEM LABORATORIES Contract:

Lab Code: MITKEM Case No.: J1983 Mod. Ref No.: SDG No.: SJ1983

Matrix: (SOIL/SED/WATER) SOIL Lab Sample ID: J1983-09A

Sample wt/vol: 1.00 (g/mL) G Lab File ID: V6H6959.D

Level: (TRACE/LOW/MED) LOW Date Received: 10/09/2011

% Moisture: not dec. 12 Date Analyzed: 10/14/2010

GC Column: DB-624 ID: 0.25 (mm) Dilution Factor: 1.0

Soil Extract Volume: (uL) Soil Aliquot Volume: (uL)

Purge Volume: 10.0 (mL)

CAS NO.	COMPOUND	CONCENTRATION UNITS: (ug/L or ug/Kg) µG/KG	Q
74-87-3	Chloromethane	28	U
75-01-4	Vinyl chloride	28	U
74-83-9	Bromomethane	28	U
75-00-3	Chloroethane	28	U
75-69-4	Trichlorofluoromethane	28	U
75-35-4	1,1-Dichloroethene	28	U
67-64-1	Acetone	28	U
75-15-0	Carbon disulfide	28	U
75-09-2	Methylene chloride	11	BJ
156-60-5	trans-1,2-Dichloroethene	28	U
1634-04-4	Methyl tert-butyl ether	28	U
75-34-3	1,1-Dichloroethane	28	U
108-05-4	Vinyl acetate	28	U
78-93-3	2-Butanone	28	U
156-59-2	cis-1,2-Dichloroethene	28	U
67-66-3	Chloroform	28	U
71-55-6	1,1,1-Trichloroethane	28	U
56-23-5	Carbon tetrachloride	28	U
107-06-2	1,2-Dichloroethane	28	U
71-43-2	Benzene	28	U
79-01-6	Trichloroethene	270	
78-87-5	1,2-Dichloropropane	28	U
75-27-4	Bromodichloromethane	28	U
10061-01-5	cis-1,3-Dichloropropene	28	U
108-10-1	4-Methyl-2-pentanone	28	U
108-88-3	Toluene	28	U
10061-02-6	trans-1,3-Dichloropropene	28	U
79-00-5	1,1,2-Trichloroethane	28	U
127-18-4	Tetrachloroethene	28	U
591-78-6	2-Hexanone	28	U
124-48-1	Dibromochloromethane	28	U
108-90-7	Chlorobenzene	28	U
100-41-4	Ethylbenzene	28	U
1330-20-7	m,p-Xylene	28	U
95-47-6	o-Xylene	28	U

1B - FORM I VOA-2

VOLATILE ORGANICS ANALYSIS DATA SHEET

EPA SAMPLE NO.

690-SB-119
(8.0'-11.4')-O

Lab Name: MITKEM LABORATORIES Contract:

Lab Code: MITKEM Case No.: J1983 Mod. Ref No.: SDG No.: SJ1983

Matrix: (SOIL/SED/WATER) SOIL Lab Sample ID: J1983-09A

Sample wt/vol: 1.00 (g/mL) G Lab File ID: V6H6959.D

Level: (TRACE/LOW/MED) LOW Date Received: 10/09/2011

% Moisture: not dec. 12 Date Analyzed: 10/14/2010

GC Column: DB-624 ID: 0.25 (mm) Dilution Factor: 1.0

Soil Extract Volume: (uL) Soil Aliquot Volume: (uL)

Purge Volume: 10.0 (mL)

CAS NO.	COMPOUND	CONCENTRATION UNITS: (ug/L or ug/Kg) µG/KG	Q
1330-20-7	Xylene (Total)	28	U
100-42-5	Styrene	28	U
75-25-2	Bromoform	28	U
98-82-8	Isopropylbenzene	28	U
79-34-5	1,1,2,2-Tetrachloroethane	28	U
103-65-1	n-Propylbenzene	28	U
108-67-8	1,3,5-Trimethylbenzene	28	U
98-06-6	tert-Butylbenzene	28	U
95-63-6	1,2,4-Trimethylbenzene	28	U
135-98-8	sec-Butylbenzene	28	U
99-87-6	4-Isopropyltoluene	28	U
541-73-1	1,3-Dichlorobenzene	28	U
106-46-7	1,4-Dichlorobenzene	28	U
104-51-8	n-Butylbenzene	28	U
95-50-1	1,2-Dichlorobenzene	28	U
91-20-3	Naphthalene	28	U
110-75-8	2-Chloroethyl vinyl ether	28	U

1J - FORM I VOA-TIC

VOLATILE ORGANICS ANALYSIS DATA SHEET

TENTATIVELY IDENTIFIED COMPOUNDS

EPA SAMPLE NO.

690-SB-119
(8.0'-11.4')-O

Lab Name: MITKEM LABORATORIES Contract:

Lab Code: MITKEM Case No.: J1983 Mod. Ref No.: SDG No.: SJ1983

Matrix: (SOIL/SED/WATER) SOIL Lab Sample ID: J1983-09A

Sample wt/vol: 1.00 (g/mL) G Lab File ID: V6H6959.D

Level: (TRACE or LOW/MED) LOW Date Received: 10/09/2011

% Moisture: not dec. 12 Date Analyzed: 10/14/2010

GC Column: DB-624 ID: 0.25 (mm) Dilution Factor: 1.0

Soil Extract Volume: (uL) Soil Aliquot Volume: (uL)

CONCENTRATION UNITS: (ug/L or ug/Kg) µG/KG Purge Volume: 10.0 (mL)

CAS NUMBER	COMPOUND NAME	RT	EST. CONC.	Q
E96679€ [1]	Total Alkanes	N/A		

[1]EPA-designated Registry Number.

1A - FORM I VOA-1

VOLATILE ORGANICS ANALYSIS DATA SHEET

CLIENT SAMPLE NO.

690-SB-120
(8.0'-11.0')-O

Lab Name: MITKEM LABORATORIES Contract:

Lab Code: MITKEM Case No.: J1983 Mod. Ref No.: SDG No.: SJ1983

Matrix: (SOIL/SED/WATER) SOIL Lab Sample ID: J1983-10A

Sample wt/vol: 4.10 (g/mL) G Lab File ID: V6H6960.D

Level: (TRACE/LOW/MED) LOW Date Received: 10/12/2010

% Moisture: not dec. 11 Date Analyzed: 10/14/2010

GC Column: DB-624 ID: 0.25 (mm) Dilution Factor: 1.0

Soil Extract Volume: (uL) Soil Aliquot Volume: (uL)

Purge Volume: 10.0 (mL)

CAS NO.	COMPOUND	CONCENTRATION UNITS: (ug/L or ug/Kg) µG/KG	Q
74-87-3	Chloromethane	6.9	U
75-01-4	Vinyl chloride	6.9	U
74-83-9	Bromomethane	6.9	U
75-00-3	Chloroethane	6.9	U
75-69-4	Trichlorofluoromethane	6.9	U
75-35-4	1,1-Dichloroethene	6.9	U
67-64-1	Acetone	4.1	J
75-15-0	Carbon disulfide	6.9	U
75-09-2	Methylene chloride	3.1	BJ
156-60-5	trans-1,2-Dichloroethene	6.9	U
1634-04-4	Methyl tert-butyl ether	6.9	U
75-34-3	1,1-Dichloroethane	6.9	U
108-05-4	Vinyl acetate	6.9	U
78-93-3	2-Butanone	6.9	U
156-59-2	cis-1,2-Dichloroethene	6.9	U
67-66-3	Chloroform	6.9	U
71-55-6	1,1,1-Trichloroethane	6.9	U
56-23-5	Carbon tetrachloride	6.9	U
107-06-2	1,2-Dichloroethane	6.9	U
71-43-2	Benzene	6.9	U
79-01-6	Trichloroethene	43	
78-87-5	1,2-Dichloropropane	6.9	U
75-27-4	Bromodichloromethane	6.9	U
10061-01-5	cis-1,3-Dichloropropene	6.9	U
108-10-1	4-Methyl-2-pentanone	6.9	U
108-88-3	Toluene	6.9	U
10061-02-6	trans-1,3-Dichloropropene	6.9	U
79-00-5	1,1,2-Trichloroethane	6.9	U
127-18-4	Tetrachloroethene	6.9	U
591-78-6	2-Hexanone	6.9	U
124-48-1	Dibromochloromethane	6.9	U
108-90-7	Chlorobenzene	6.9	U
100-41-4	Ethylbenzene	6.9	U
1330-20-7	m,p-Xylene	6.9	U
95-47-6	o-Xylene	6.9	U

1B - FORM I VOA-2

VOLATILE ORGANICS ANALYSIS DATA SHEET

CLIENT SAMPLE NO.

690-SB-120
(8.0'-11.0')-O

Lab Name: MITKEM LABORATORIES Contract:

Lab Code: MITKEM Case No.: J1983 Mod. Ref No.: SDG No.: SJ1983

Matrix: (SOIL/SED/WATER) SOIL Lab Sample ID: J1983-10A

Sample wt/vol: 4.10 (g/mL) G Lab File ID: V6H6960.D

Level: (TRACE/LOW/MED) LOW Date Received: 10/12/2010

% Moisture: not dec. 11 Date Analyzed: 10/14/2010

GC Column: DB-624 ID: 0.25 (mm) Dilution Factor: 1.0

Soil Extract Volume: (uL) Soil Aliquot Volume: (uL)

Purge Volume: 10.0 (mL)

CAS NO.	COMPOUND	CONCENTRATION UNITS: (ug/L or ug/Kg) µG/KG	Q
1330-20-7	Xylene (Total)	6.9	U
100-42-5	Styrene	6.9	U
75-25-2	Bromoform	6.9	U
98-82-8	Isopropylbenzene	6.9	U
79-34-5	1,1,2,2-Tetrachloroethane	6.9	U
103-65-1	n-Propylbenzene	6.9	U
108-67-8	1,3,5-Trimethylbenzene	6.9	U
98-06-6	tert-Butylbenzene	6.9	U
95-63-6	1,2,4-Trimethylbenzene	6.9	U
135-98-8	sec-Butylbenzene	6.9	U
99-87-6	4-Isopropyltoluene	6.9	U
541-73-1	1,3-Dichlorobenzene	6.9	U
106-46-7	1,4-Dichlorobenzene	6.9	U
104-51-8	n-Butylbenzene	6.9	U
95-50-1	1,2-Dichlorobenzene	6.9	U
91-20-3	Naphthalene	6.9	U
110-75-8	2-Chloroethyl vinyl ether	6.9	U

1J - FORM I VOA-TIC

VOLATILE ORGANICS ANALYSIS DATA SHEET

TENTATIVELY IDENTIFIED COMPOUNDS

CLIENT SAMPLE NO.

690-SB-120 (8.0'-11.0')-O

Lab Name: MITKEM LABORATORIES Contract:

Lab Code: MITKEM Case No.: J1983 Mod. Ref No.: SDG No.: SJ1983

Matrix: (SOIL/SED/WATER) SOIL Lab Sample ID: J1983-10A

Sample wt/vol: 4.10 (g/mL) G Lab File ID: V6H6960.D

Level: (TRACE or LOW/MED) LOW Date Received: 10/12/2010

% Moisture: not dec. 11 Date Analyzed: 10/14/2010

GC Column: DB-624 ID: 0.25 (mm) Dilution Factor: 1.0

Soil Extract Volume: (uL) Soil Aliquot Volume: (uL)

CONCENTRATION UNITS: (ug/L or ug/Kg) µG/KG Purge Volume: 10.0 (mL)

CAS NUMBER	COMPOUND NAME	RT	EST. CONC.	Q
E966796[1]	Total Alkanes	N/A		

[1] EPA-designated Registry Number.

1A - FORM I VOA-1

VOLATILE ORGANICS ANALYSIS DATA SHEET

CLIENT SAMPLE NO.

690-SB-122
(8.0'-11.0')-O

Lab Name: MITKEM LABORATORIES Contract:

Lab Code: MITKEM Case No.: J1983 Mod. Ref No.: SDG No.: SJ1983

Matrix: (SOIL/SED/WATER) SOIL Lab Sample ID: J1983-11A

Sample wt/vol: 5.30 (g/mL) G Lab File ID: V6H6933.D

Level: (TRACE/LOW/MED) LOW Date Received: 10/12/2010

% Moisture: not dec. 11 Date Analyzed: 10/13/2010

GC Column: DB-624 ID: 0.25 (mm) Dilution Factor: 1.0

Soil Extract Volume: (uL) Soil Aliquot Volume: (uL)

Purge Volume: 10.0 (mL)

CAS NO.	COMPOUND	CONCENTRATION UNITS: (ug/L or ug/Kg) µG/KG	Q
74-87-3	Chloromethane	5.3	U
75-01-4	Vinyl chloride	5.3	U
74-83-9	Bromomethane	5.3	U
75-00-3	Chloroethane	5.3	U
75-69-4	Trichlorofluoromethane	5.3	U
75-35-4	1,1-Dichloroethene	5.3	U
67-64-1	Acetone	3.5	J
75-15-0	Carbon disulfide	5.3	U
75-09-2	Methylene chloride	5.3	U
156-60-5	trans-1,2-Dichloroethene	5.3	U
1634-04-4	Methyl tert-butyl ether	5.3	U
75-34-3	1,1-Dichloroethane	5.3	U
108-05-4	Vinyl acetate	5.3	U
78-93-3	2-Butanone	5.3	U
156-59-2	cis-1,2-Dichloroethene	11	
67-66-3	Chloroform	5.3	U
71-55-6	1,1,1-Trichloroethane	5.3	U
56-23-5	Carbon tetrachloride	5.3	U
107-06-2	1,2-Dichloroethane	5.3	U
71-43-2	Benzene	5.3	U
79-01-6	Trichloroethene	1100	E
78-87-5	1,2-Dichloropropane	5.3	U
75-27-4	Bromodichloromethane	5.3	U
10061-01-5	cis-1,3-Dichloropropene	5.3	U
108-10-1	4-Methyl-2-pentanone	5.3	U
108-88-3	Toluene	5.3	U
10061-02-6	trans-1,3-Dichloropropene	5.3	U
79-00-5	1,1,2-Trichloroethane	5.3	U
127-18-4	Tetrachloroethene	5.3	U
591-78-6	2-Hexanone	5.3	U
124-48-1	Dibromochloromethane	5.3	U
108-90-7	Chlorobenzene	5.3	U
100-41-4	Ethylbenzene	5.3	U
1330-20-7	m,p-Xylene	5.3	U
95-47-6	o-Xylene	5.3	U

1B - FORM I VOA-2

VOLATILE ORGANICS ANALYSIS DATA SHEET

CLIENT SAMPLE NO.

690-SB-122
(8.0'-11.0')-O

Lab Name: MITKEM LABORATORIES Contract:

Lab Code: MITKEM Case No.: J1983 Mod. Ref No.: SDG No.: SJ1983

Matrix: (SOIL/SED/WATER) SOIL Lab Sample ID: J1983-11A

Sample wt/vol: 5.30 (g/mL) G Lab File ID: V6H6933.D

Level: (TRACE/LOW/MED) LOW Date Received: 10/12/2010

% Moisture: not dec. 11 Date Analyzed: 10/13/2010

GC Column: DB-624 ID: 0.25 (mm) Dilution Factor: 1.0

Soil Extract Volume: (uL) Soil Aliquot Volume: (uL)

Purge Volume: 10.0 (mL)

CAS NO.	COMPOUND	CONCENTRATION UNITS: (ug/L or ug/Kg) µG/KG	Q
1330-20-7	Xylene (Total)	5.3	U
100-42-5	Styrene	5.3	U
75-25-2	Bromoform	5.3	U
98-82-8	Isopropylbenzene	5.3	U
79-34-5	1,1,2,2-Tetrachloroethane	5.3	U
103-65-1	n-Propylbenzene	5.3	U
108-67-8	1,3,5-Trimethylbenzene	5.3	U
98-06-6	tert-Butylbenzene	5.3	U
95-63-6	1,2,4-Trimethylbenzene	5.3	U
135-98-8	sec-Butylbenzene	5.3	U
99-87-6	4-Isopropyltoluene	5.3	U
541-73-1	1,3-Dichlorobenzene	5.3	U
106-46-7	1,4-Dichlorobenzene	5.3	U
104-51-8	n-Butylbenzene	5.3	U
95-50-1	1,2-Dichlorobenzene	5.3	U
91-20-3	Naphthalene	5.3	U
110-75-8	2-Chloroethyl vinyl ether	5.3	U

1J - FORM I VOA-TIC

VOLATILE ORGANICS ANALYSIS DATA SHEET

TENTATIVELY IDENTIFIED COMPOUNDS

CLIENT SAMPLE NO.

690-SB-122 (8.0'-11.0')-O

Lab Name: MITKEM LABORATORIES Contract:

Lab Code: MITKEM Case No.: J1983 Mod. Ref No.: SDG No.: SJ1983

Matrix: (SOIL/SED/WATER) SOIL Lab Sample ID: J1983-11A

Sample wt/vol: 5.30 (g/mL) G Lab File ID: V6H6933.D

Level: (TRACE or LOW/MED) LOW Date Received: 10/12/2010

% Moisture: not dec. 11 Date Analyzed: 10/13/2010

GC Column: DB-624 ID: 0.25 (mm) Dilution Factor: 1.0

Soil Extract Volume: (uL) Soil Aliquot Volume: (uL)

CONCENTRATION UNITS: (ug/L or ug/Kg) µG/KG Purge Volume: 10.0 (mL)

CAS NUMBER	COMPOUND NAME	RT	EST. CONC.	Q
E966796[1]	Total Alkanes	N/A		

[1]EPA-designated Registry Number.

1A - FORM I VOA-1

VOLATILE ORGANICS ANALYSIS DATA SHEET

EPA SAMPLE NO.

690-SB-122
(8.0'-11.0')-OME

Lab Name: MITKEM LABORATORIES Contract:

Lab Code: MITKEM Case No.: J1983 Mod. Ref No.: SDG No.: SJ1983

Matrix: (SOIL/SED/WATER) SOIL Lab Sample ID: J1983-11A

Sample wt/vol: 5.10 (g/mL) G Lab File ID: V1L7296.D

Level: (TRACE/LOW/MED) MED Date Received: 10/09/2011

% Moisture: not dec. 11 Date Analyzed: 10/14/2010

GC Column: DB-624 ID: 0.25 (mm) Dilution Factor: 1.0

Soil Extract Volume: 5000 (uL) Soil Aliquot Volume: 100.00 (uL)

Purge Volume: 5.0 (mL)

CAS NO.	COMPOUND	CONCENTRATION UNITS: (ug/L or ug/Kg) µG/KG	Q
74-87-3	Chloromethane	310	U
75-01-4	Vinyl chloride	310	U
74-83-9	Bromomethane	310	U
75-00-3	Chloroethane	310	U
75-69-4	Trichlorofluoromethane	310	U
75-35-4	1,1-Dichloroethene	310	U
67-64-1	Acetone	310	U
75-15-0	Carbon disulfide	310	U
75-09-2	Methylene chloride	310	U
156-60-5	trans-1,2-Dichloroethene	310	U
1634-04-4	Methyl tert-butyl ether	310	U
75-34-3	1,1-Dichloroethane	310	U
108-05-4	Vinyl acetate	310	U
78-93-3	2-Butanone	310	U
156-59-2	cis-1,2-Dichloroethene	310	U
67-66-3	Chloroform	310	U
71-55-6	1,1,1-Trichloroethane	310	U
56-23-5	Carbon tetrachloride	310	U
107-06-2	1,2-Dichloroethane	310	U
71-43-2	Benzene	310	U
79-01-6	Trichloroethene	540	
78-87-5	1,2-Dichloropropane	310	U
75-27-4	Bromodichloromethane	310	U
10061-01-5	cis-1,3-Dichloropropene	310	U
108-10-1	4-Methyl-2-pentanone	310	U
108-88-3	Toluene	310	U
10061-02-6	trans-1,3-Dichloropropene	310	U
79-00-5	1,1,2-Trichloroethane	310	U
127-18-4	Tetrachloroethene	310	U
591-78-6	2-Hexanone	310	U
124-48-1	Dibromochloromethane	310	U
108-90-7	Chlorobenzene	310	U
100-41-4	Ethylbenzene	310	U
1330-20-7	m,p-Xylene	310	U
95-47-6	o-Xylene	310	U

1B - FORM I VOA-2

VOLATILE ORGANICS ANALYSIS DATA SHEET

EPA SAMPLE NO.

690-SB-122 (8.0'-11.0')-OME

Lab Name: MITKEM LABORATORIES Contract:

Lab Code: MITKEM Case No.: J1983 Mod. Ref No.: SDG No.: SJ1983

Matrix: (SOIL/SED/WATER) SOIL Lab Sample ID: J1983-11A

Sample wt/vol: 5.10 (g/mL) G Lab File ID: V1L7296.D

Level: (TRACE/LOW/MED) MED Date Received: 10/09/2011

% Moisture: not dec. 11 Date Analyzed: 10/14/2010

GC Column: DB-624 ID: 0.25 (mm) Dilution Factor: 1.0

Soil Extract Volume: 5000 (uL) Soil Aliquot Volume: 100.00 (uL)

Purge Volume: 5.0 (mL)

CAS NO.	COMPOUND	CONCENTRATION UNITS: (ug/L or ug/Kg) µG/KG	Q
1330-20-7	Xylene (Total)	310	U
100-42-5	Styrene	310	U
75-25-2	Bromoform	310	U
98-82-8	Isopropylbenzene	310	U
79-34-5	1,1,2,2-Tetrachloroethane	310	U
103-65-1	n-Propylbenzene	310	U
108-67-8	1,3,5-Trimethylbenzene	310	U
98-06-6	tert-Butylbenzene	310	U
95-63-6	1,2,4-Trimethylbenzene	310	U
135-98-8	sec-Butylbenzene	310	U
99-87-6	4-Isopropyltoluene	310	U
541-73-1	1,3-Dichlorobenzene	310	U
106-46-7	1,4-Dichlorobenzene	310	U
104-51-8	n-Butylbenzene	310	U
95-50-1	1,2-Dichlorobenzene	310	U
91-20-3	Naphthalene	310	U
110-75-8	2-Chloroethyl vinyl ether	310	U

1J - FORM I VOA-TIC

VOLATILE ORGANICS ANALYSIS DATA SHEET

TENTATIVELY IDENTIFIED COMPOUNDS

EPA SAMPLE NO.

690-SB-122
(8.0'-11.0')-OME

Lab Name: MITKEM LABORATORIES Contract:

Lab Code: MITKEM Case No.: J1983 Mod. Ref No.: SDG No.: SJ1983

Matrix: (SOIL/SED/WATER) SOIL Lab Sample ID: J1983-11A

Sample wt/vol: 5.10 (g/mL) G Lab File ID: V1L7296.D

Level: (TRACE or LOW/MED) MED Date Received: 10/09/2011

% Moisture: not dec. 11 Date Analyzed: 10/14/2010

GC Column: DB-624 ID: 0.25 (mm) Dilution Factor: 1.0

Soil Extract Volume: 5000 (uL) Soil Aliquot Volume: 100.00 (uL)

CONCENTRATION UNITS: (ug/L or ug/Kg) µG/KG Purge Volume: 5.0 (mL)

	CAS NUMBER	COMPOUND NAME	RT	EST. CONC.	Q
01	5911-04-6	Nonane, 3-methyl-	11.488	340	NJ
02	17302-28-2	Nonane, 2,6-dimethyl-	12.846	740	NJ
	E966796[1]	Total Alkanes	N/A		

[1]EPA-designated Registry Number.

1A - FORM I VOA-1

VOLATILE ORGANICS ANALYSIS DATA SHEET

CLIENT SAMPLE NO.

690-SB-108A (8.0-11.7')-O

Lab Name: MITKEM LABORATORIES Contract:

Lab Code: MITKEM Case No.: J1983 Mod. Ref No.: SDG No.: SJ1983

Matrix: (SOIL/SED/WATER) SOIL Lab Sample ID: J1983-12A

Sample wt/vol: 2.30 (g/mL) G Lab File ID: V6H6957.D

Level: (TRACE/LOW/MED) LOW Date Received: 10/12/2010

% Moisture: not dec. 15 Date Analyzed: 10/14/2010

GC Column: DB-624 ID: 0.25 (mm) Dilution Factor: 1.0

Soil Extract Volume: (uL) Soil Aliquot Volume: (uL)

Purge Volume: 10.0 (mL)

CAS NO.	COMPOUND	CONCENTRATION UNITS: (ug/L or ug/Kg) µG/KG	Q
74-87-3	Chloromethane	13	U
75-01-4	Vinyl chloride	13	U
74-83-9	Bromomethane	13	U
75-00-3	Chloroethane	13	U
75-69-4	Trichlorofluoromethane	13	U
75-35-4	1,1-Dichloroethene	13	U
67-64-1	Acetone	13	U
75-15-0	Carbon disulfide	13	U
75-09-2	Methylene chloride	4.9	BJ
156-60-5	trans-1,2-Dichloroethene	13	U
1634-04-4	Methyl tert-butyl ether	13	U
75-34-3	1,1-Dichloroethane	13	U
108-05-4	Vinyl acetate	13	U
78-93-3	2-Butanone	13	U
156-59-2	cis-1,2-Dichloroethene	13	U
67-66-3	Chloroform	13	U
71-55-6	1,1,1-Trichloroethane	13	U
56-23-5	Carbon tetrachloride	13	U
107-06-2	1,2-Dichloroethane	13	U
71-43-2	Benzene	13	U
79-01-6	Trichloroethene	79	
78-87-5	1,2-Dichloropropane	13	U
75-27-4	Bromodichloromethane	13	U
10061-01-5	cis-1,3-Dichloropropene	13	U
108-10-1	4-Methyl-2-pentanone	13	U
108-88-3	Toluene	13	U
10061-02-6	trans-1,3-Dichloropropene	13	U
79-00-5	1,1,2-Trichloroethane	13	U
127-18-4	Tetrachloroethene	13	U
591-78-6	2-Hexanone	13	U
124-48-1	Dibromochloromethane	13	U
108-90-7	Chlorobenzene	13	U
100-41-4	Ethylbenzene	13	U
1330-20-7	m,p-Xylene	13	U
95-47-6	o-Xylene	13	U

1B - FORM I VOA-2

VOLATILE ORGANICS ANALYSIS DATA SHEET

CLIENT SAMPLE NO.

690-SB-108A
(8.0-11.7')-O

Lab Name: MITKEM LABORATORIES Contract:

Lab Code: MITKEM Case No.: J1983 Mod. Ref No.: SDG No.: SJ1983

Matrix: (SOIL/SED/WATER) SOIL Lab Sample ID: J1983-12A

Sample wt/vol: 2.30 (g/mL) G Lab File ID: V6H6957.D

Level: (TRACE/LOW/MED) LOW Date Received: 10/12/2010

% Moisture: not dec. 15 Date Analyzed: 10/14/2010

GC Column: DB-624 ID: 0.25 (mm) Dilution Factor: 1.0

Soil Extract Volume: (uL) Soil Aliquot Volume: (uL)

Purge Volume: 10.0 (mL)

CAS NO.	COMPOUND	CONCENTRATION UNITS: (ug/L or ug/Kg) µG/KG	Q
1330-20-7	Xylene (Total)	13	U
100-42-5	Styrene	13	U
75-25-2	Bromoform	13	U
98-82-8	Isopropylbenzene	13	U
79-34-5	1,1,2,2-Tetrachloroethane	13	U
103-65-1	n-Propylbenzene	13	U
108-67-8	1,3,5-Trimethylbenzene	13	U
98-06-6	tert-Butylbenzene	13	U
95-63-6	1,2,4-Trimethylbenzene	13	U
135-98-8	sec-Butylbenzene	13	U
99-87-6	4-Isopropyltoluene	13	U
541-73-1	1,3-Dichlorobenzene	13	U
106-46-7	1,4-Dichlorobenzene	13	U
104-51-8	n-Butylbenzene	13	U
95-50-1	1,2-Dichlorobenzene	13	U
91-20-3	Naphthalene	13	U
110-75-8	2-Chloroethyl vinyl ether	13	U

1J - FORM I VOA-TIC

VOLATILE ORGANICS ANALYSIS DATA SHEET

TENTATIVELY IDENTIFIED COMPOUNDS

CLIENT SAMPLE NO.

690-SB-108A
(8.0-11.7')-O

Lab Name: MITKEM LABORATORIES Contract:

Lab Code: MITKEM Case No.: J1983 Mod. Ref No.: SDG No.: SJ1983

Matrix: (SOIL/SED/WATER) SOIL Lab Sample ID: J1983-12A

Sample wt/vol: 2.30 (g/mL) G Lab File ID: V6H6957.D

Level: (TRACE or LOW/MED) LOW Date Received: 10/12/2010

% Moisture: not dec. 15 Date Analyzed: 10/14/2010

GC Column: DB-624 ID: 0.25 (mm) Dilution Factor: 1.0

Soil Extract Volume: (uL) Soil Aliquot Volume: (uL)

CONCENTRATION UNITS: (ug/L or ug/Kg) µG/KG Purge Volume: 10.0 (mL)

CAS NUMBER	COMPOUND NAME	RT	EST. CONC.	Q
E96679[1]	Total Alkanes	N/A		

[1]EPA-designated Registry Number.

1A - FORM I VOA-1

VOLATILE ORGANICS ANALYSIS DATA SHEET

CLIENT SAMPLE NO.

690-SB-108-O

Lab Name: MITKEM LABORATORIES Contract:

Lab Code: MITKEM Case No.: J1983 Mod. Ref No.: SDG No.: SJ1983

Matrix: (SOIL/SED/WATER) WATER Lab Sample ID: J1983-13A

Sample wt/vol: 5.00 (g/mL) ML Lab File ID: V2L8844.D

Level: (TRACE/LOW/MED) LOW Date Received: 10/12/2010

% Moisture: not dec. Date Analyzed: 10/13/2010

GC Column: DB-624 ID: 0.25 (mm) Dilution Factor: 20.0

Soil Extract Volume: (uL) Soil Aliquot Volume: (uL)

Purge Volume: 5.0 (mL)

CAS NO.	COMPOUND	CONCENTRATION UNITS: (ug/L or ug/Kg) µG/L	Q
74-87-3	Chloromethane	100	U
75-01-4	Vinyl chloride	100	U
74-83-9	Bromomethane	100	U
75-00-3	Chloroethane	100	U
75-69-4	Trichlorofluoromethane	100	U
75-35-4	1,1-Dichloroethene	100	U
67-64-1	Acetone	100	U
75-15-0	Carbon disulfide	100	U
75-09-2	Methylene chloride	100	U
156-60-5	trans-1,2-Dichloroethene	100	U
1634-04-4	Methyl tert-butyl ether	100	U
75-34-3	1,1-Dichloroethane	100	U
108-05-4	Vinyl acetate	100	U
78-93-3	2-Butanone	100	U
156-59-2	cis-1,2-Dichloroethene	54	J
67-66-3	Chloroform	100	U
71-55-6	1,1,1-Trichloroethane	100	U
56-23-5	Carbon tetrachloride	100	U
107-06-2	1,2-Dichloroethane	100	U
71-43-2	Benzene	100	U
79-01-6	Trichloroethene	3300	
78-87-5	1,2-Dichloropropane	100	U
75-27-4	Bromodichloromethane	100	U
10061-01-5	cis-1,3-Dichloropropene	100	U
108-10-1	4-Methyl-2-pentanone	100	U
108-88-3	Toluene	100	U
10061-02-6	trans-1,3-Dichloropropene	100	U
79-00-5	1,1,2-Trichloroethane	100	U
127-18-4	Tetrachloroethene	100	U
591-78-6	2-Hexanone	100	U
124-48-1	Dibromochloromethane	100	U
108-90-7	Chlorobenzene	100	U
100-41-4	Ethylbenzene	100	U
1330-20-7	m,p-Xylene	100	U
95-47-6	o-Xylene	100	U

1B - FORM I VOA-2

VOLATILE ORGANICS ANALYSIS DATA SHEET

CLIENT SAMPLE NO.

690-SB-108-O

Lab Name: MITKEM LABORATORIES Contract:

Lab Code: MITKEM Case No.: J1983 Mod. Ref No.: SDG No.: SJ1983

Matrix: (SOIL/SED/WATER) WATER Lab Sample ID: J1983-13A

Sample wt/vol: 5.00 (g/mL) ML Lab File ID: V2L8844.D

Level: (TRACE/LOW/MED) LOW Date Received: 10/12/2010

% Moisture: not dec. Date Analyzed: 10/13/2010

GC Column: DB-624 ID: 0.25 (mm) Dilution Factor: 20.0

Soil Extract Volume: (uL) Soil Aliquot Volume: (uL)

Purge Volume: 5.0 (mL)

CAS NO.	COMPOUND	CONCENTRATION UNITS: (ug/L or ug/Kg) µG/L	Q
1330-20-7	Xylene (Total)	100	U
100-42-5	Styrene	100	U
75-25-2	Bromoform	100	U
98-82-8	Isopropylbenzene	100	U
79-34-5	1,1,2,2-Tetrachloroethane	100	U
103-65-1	n-Propylbenzene	100	U
108-67-8	1,3,5-Trimethylbenzene	100	U
98-06-6	tert-Butylbenzene	100	U
95-63-6	1,2,4-Trimethylbenzene	100	U
135-98-8	sec-Butylbenzene	100	U
99-87-6	4-Isopropyltoluene	100	U
541-73-1	1,3-Dichlorobenzene	100	U
106-46-7	1,4-Dichlorobenzene	100	U
104-51-8	n-Butylbenzene	100	U
95-50-1	1,2-Dichlorobenzene	100	U
91-20-3	Naphthalene	100	U
110-75-8	2-Chloroethyl vinyl ether	100	U

1J - FORM I VOA-TIC

VOLATILE ORGANICS ANALYSIS DATA SHEET

TENTATIVELY IDENTIFIED COMPOUNDS

CLIENT SAMPLE NO.

690-SB-108-O

Lab Name: MITKEM LABORATORIES Contract:

Lab Code: MITKEM Case No.: J1983 Mod. Ref No.: SDG No.: SJ1983

Matrix: (SOIL/SED/WATER) WATER Lab Sample ID: J1983-13A

Sample wt/vol: 5.00 (g/mL) ML Lab File ID: V2L8844.D

Level: (TRACE or LOW/MED) LOW Date Received: 10/12/2010

% Moisture: not dec. Date Analyzed: 10/13/2010

GC Column: DB-624 ID: 0.25 (mm) Dilution Factor: 20.0

Soil Extract Volume: (uL) Soil Aliquot Volume: (uL)

CONCENTRATION UNITS: (ug/L or ug/Kg) µG/L Purge Volume: 5.0 (mL)

CAS NUMBER	COMPOUND NAME	RT	EST. CONC.	Q
E96679[1]	Total Alkanes	N/A		

[1]EPA-designated Registry Number.

1A - FORM I VOA-1

VOLATILE ORGANICS ANALYSIS DATA SHEET

CLIENT SAMPLE NO.

690-TRIP BLANK-O

Lab Name: MITKEM LABORATORIES Contract:

Lab Code: MITKEM Case No.: J1983 Mod. Ref No.: SDG No.: SJ1983

Matrix: (SOIL/SED/WATER) WATER Lab Sample ID: J1983-14A

Sample wt/vol: 5.00 (g/mL) ML Lab File ID: V2L8848.D

Level: (TRACE/LOW/MED) LOW Date Received: 10/12/2010

% Moisture: not dec. Date Analyzed: 10/13/2010

GC Column: DB-624 ID: 0.25 (mm) Dilution Factor: 1.0

Soil Extract Volume: (uL) Soil Aliquot Volume: (uL)

Purge Volume: 5.0 (mL)

CAS NO.	COMPOUND	CONCENTRATION UNITS: (ug/L or ug/Kg) µG/L	Q
74-87-3	Chloromethane	5.0	U
75-01-4	Vinyl chloride	5.0	U
74-83-9	Bromomethane	5.0	U
75-00-3	Chloroethane	5.0	U
75-69-4	Trichlorofluoromethane	5.0	U
75-35-4	1,1-Dichloroethene	5.0	U
67-64-1	Acetone	5.0	U
75-15-0	Carbon disulfide	5.0	U
75-09-2	Methylene chloride	5.0	U
156-60-5	trans-1,2-Dichloroethene	5.0	U
1634-04-4	Methyl tert-butyl ether	5.0	U
75-34-3	1,1-Dichloroethane	5.0	U
108-05-4	Vinyl acetate	5.0	U
78-93-3	2-Butanone	5.0	U
156-59-2	cis-1,2-Dichloroethene	5.0	U
67-66-3	Chloroform	5.0	U
71-55-6	1,1,1-Trichloroethane	5.0	U
56-23-5	Carbon tetrachloride	5.0	U
107-06-2	1,2-Dichloroethane	5.0	U
71-43-2	Benzene	5.0	U
79-01-6	Trichloroethene	5.0	U
78-87-5	1,2-Dichloropropane	5.0	U
75-27-4	Bromodichloromethane	5.0	U
10061-01-5	cis-1,3-Dichloropropene	5.0	U
108-10-1	4-Methyl-2-pentanone	5.0	U
108-88-3	Toluene	5.0	U
10061-02-6	trans-1,3-Dichloropropene	5.0	U
79-00-5	1,1,2-Trichloroethane	5.0	U
127-18-4	Tetrachloroethene	5.0	U
591-78-6	2-Hexanone	5.0	U
124-48-1	Dibromochloromethane	5.0	U
108-90-7	Chlorobenzene	5.0	U
100-41-4	Ethylbenzene	5.0	U
1330-20-7	m,p-Xylene	5.0	U
95-47-6	o-Xylene	5.0	U

1B - FORM I VOA-2

VOLATILE ORGANICS ANALYSIS DATA SHEET

CLIENT SAMPLE NO.

690-TRIP BLANK-O

Lab Name: MITKEM LABORATORIES Contract:

Lab Code: MITKEM Case No.: J1983 Mod. Ref No.: SDG No.: SJ1983

Matrix: (SOIL/SED/WATER) WATER Lab Sample ID: J1983-14A

Sample wt/vol: 5.00 (g/mL) ML Lab File ID: V2L8848.D

Level: (TRACE/LOW/MED) LOW Date Received: 10/12/2010

% Moisture: not dec. Date Analyzed: 10/13/2010

GC Column: DB-624 ID: 0.25 (mm) Dilution Factor: 1.0

Soil Extract Volume: (uL) Soil Aliquot Volume: (uL)

Purge Volume: 5.0 (mL)

CAS NO.	COMPOUND	CONCENTRATION UNITS: (ug/L or ug/Kg) µG/L	Q
1330-20-7	Xylene (Total)	5.0	U
100-42-5	Styrene	5.0	U
75-25-2	Bromoform	5.0	U
98-82-8	Isopropylbenzene	5.0	U
79-34-5	1,1,2,2-Tetrachloroethane	5.0	U
103-65-1	n-Propylbenzene	5.0	U
108-67-8	1,3,5-Trimethylbenzene	5.0	U
98-06-6	tert-Butylbenzene	5.0	U
95-63-6	1,2,4-Trimethylbenzene	5.0	U
135-98-8	sec-Butylbenzene	5.0	U
99-87-6	4-Isopropyltoluene	5.0	U
541-73-1	1,3-Dichlorobenzene	5.0	U
106-46-7	1,4-Dichlorobenzene	5.0	U
104-51-8	n-Butylbenzene	5.0	U
95-50-1	1,2-Dichlorobenzene	5.0	U
91-20-3	Naphthalene	5.0	U
110-75-8	2-Chloroethyl vinyl ether	5.0	U

1J - FORM I VOA-TIC

VOLATILE ORGANICS ANALYSIS DATA SHEET

TENTATIVELY IDENTIFIED COMPOUNDS

CLIENT SAMPLE NO.

690-TRIP BLANK-O

Lab Name: MITKEM LABORATORIES Contract:

Lab Code: MITKEM Case No.: J1983 Mod. Ref No.: SDG No.: SJ1983

Matrix: (SOIL/SED/WATER) WATER Lab Sample ID: J1983-14A

Sample wt/vol: 5.00 (g/mL) ML Lab File ID: V2L8848.D

Level: (TRACE or LOW/MED) LOW Date Received: 10/12/2010

% Moisture: not dec. Date Analyzed: 10/13/2010

GC Column: DB-624 ID: 0.25 (mm) Dilution Factor: 1.0

Soil Extract Volume: (uL) Soil Aliquot Volume: (uL)

CONCENTRATION UNITS: (ug/L or ug/Kg) µG/L Purge Volume: 5.0 (mL)

CAS NUMBER	COMPOUND NAME	RT	EST. CONC.	Q
E96679[1]	Total Alkanes	N/A		

[1]EPA-designated Registry Number.

1A - FORM I VOA-1

VOLATILE ORGANICS ANALYSIS DATA SHEET

CLIENT SAMPLE NO.

MB-54761

Lab Name: MITKEM LABORATORIES Contract:

Lab Code: MITKEM Case No.: J1983 Mod. Ref No.: SDG No.: SJ1983

Matrix: (SOIL/SED/WATER) SOIL Lab Sample ID: MB-54761

Sample wt/vol: 5.00 (g/mL) G Lab File ID: V1L7285.D

Level: (TRACE/LOW/MED) MED Date Received:

% Moisture: not dec. 0.0 Date Analyzed: 10/14/2010

GC Column: DB-624 ID: 0.25 (mm) Dilution Factor: 1.0

Soil Extract Volume: 5000 (uL) Soil Aliquot Volume: 100.00 (uL)

Purge Volume: 5.0 (mL)

CAS NO.	COMPOUND	CONCENTRATION UNITS: (ug/L or ug/Kg) µG/KG	Q
74-87-3	Chloromethane	250	U
75-01-4	Vinyl chloride	250	U
74-83-9	Bromomethane	250	U
75-00-3	Chloroethane	250	U
75-69-4	Trichlorofluoromethane	250	U
75-35-4	1,1-Dichloroethene	250	U
67-64-1	Acetone	250	U
75-15-0	Carbon disulfide	250	U
75-09-2	Methylene chloride	250	U
156-60-5	trans-1,2-Dichloroethene	250	U
1634-04-4	Methyl tert-butyl ether	250	U
75-34-3	1,1-Dichloroethane	250	U
108-05-4	Vinyl acetate	250	U
78-93-3	2-Butanone	250	U
156-59-2	cis-1,2-Dichloroethene	250	U
67-66-3	Chloroform	250	U
71-55-6	1,1,1-Trichloroethane	250	U
56-23-5	Carbon tetrachloride	250	U
107-06-2	1,2-Dichloroethane	250	U
71-43-2	Benzene	250	U
79-01-6	Trichloroethene	250	U
78-87-5	1,2-Dichloropropane	250	U
75-27-4	Bromodichloromethane	250	U
10061-01-5	cis-1,3-Dichloropropene	250	U
108-10-1	4-Methyl-2-pentanone	250	U
108-88-3	Toluene	250	U
10061-02-6	trans-1,3-Dichloropropene	250	U
79-00-5	1,1,2-Trichloroethane	250	U
127-18-4	Tetrachloroethene	250	U
591-78-6	2-Hexanone	250	U
124-48-1	Dibromochloromethane	250	U
108-90-7	Chlorobenzene	250	U
100-41-4	Ethylbenzene	250	U
1330-20-7	m,p-Xylene	250	U
95-47-6	o-Xylene	250	U

1B - FORM I VOA-2

VOLATILE ORGANICS ANALYSIS DATA SHEET

CLIENT SAMPLE NO.

MB-54761

Lab Name: MITKEM LABORATORIES Contract:

Lab Code: MITKEM Case No.: J1983 Mod. Ref No.: SDG No.: SJ1983

Matrix: (SOIL/SED/WATER) SOIL Lab Sample ID: MB-54761

Sample wt/vol: 5.00 (g/mL) G Lab File ID: V1L7285.D

Level: (TRACE/LOW/MED) MED Date Received:

% Moisture: not dec. 0.0 Date Analyzed: 10/14/2010

GC Column: DB-624 ID: 0.25 (mm) Dilution Factor: 1.0

Soil Extract Volume: 5000 (uL) Soil Aliquot Volume: 100.00 (uL)

Purge Volume: 5.0 (mL)

CAS NO.	COMPOUND	CONCENTRATION UNITS: (ug/L or ug/Kg) µG/KG	Q
1330-20-7	Xylene (Total)	250	U
100-42-5	Styrene	250	U
75-25-2	Bromoform	250	U
98-82-8	Isopropylbenzene	250	U
79-34-5	1,1,2,2-Tetrachloroethane	250	U
103-65-1	n-Propylbenzene	250	U
108-67-8	1,3,5-Trimethylbenzene	250	U
98-06-6	tert-Butylbenzene	250	U
95-63-6	1,2,4-Trimethylbenzene	250	U
135-98-8	sec-Butylbenzene	250	U
99-87-6	4-Isopropyltoluene	250	U
541-73-1	1,3-Dichlorobenzene	250	U
106-46-7	1,4-Dichlorobenzene	250	U
104-51-8	n-Butylbenzene	250	U
95-50-1	1,2-Dichlorobenzene	250	U
91-20-3	Naphthalene	250	U
110-75-8	2-Chloroethyl vinyl ether	250	U

1J - FORM I VOA-TIC

VOLATILE ORGANICS ANALYSIS DATA SHEET

TENTATIVELY IDENTIFIED COMPOUNDS

CLIENT SAMPLE NO.

MB-54761

Lab Name: MITKEM LABORATORIES Contract:

Lab Code: MITKEM Case No.: J1983 Mod. Ref No.: SDG No.: SJ1983

Matrix: (SOIL/SED/WATER) SOIL Lab Sample ID: MB-54761

Sample wt/vol: 5.00 (g/mL) G Lab File ID: V1L7285.D

Level: (TRACE or LOW/MED) MED Date Received:

% Moisture: not dec. Date Analyzed: 10/14/2010

GC Column: DB-624 ID: 0.25 (mm) Dilution Factor: 1.0

Soil Extract Volume: 5000 (uL) Soil Aliquot Volume: 100.00 (uL)

CONCENTRATION UNITS: (ug/L or ug/Kg) µG/KG Purge Volume: 5.0 (mL)

CAS NUMBER	COMPOUND NAME	RT	EST. CONC.	Q
E966796[1]	Total Alkanes	N/A		

[1]EPA-designated Registry Number.

1A - FORM I VOA-1

VOLATILE ORGANICS ANALYSIS DATA SHEET

CLIENT SAMPLE NO.

MB-54725

Lab Name: MITKEM LABORATORIES Contract:

Lab Code: MITKEM Case No.: J1983 Mod. Ref No.: SDG No.: SJ1983

Matrix: (SOIL/SED/WATER) WATER Lab Sample ID: MB-54725

Sample wt/vol: 5.00 (g/mL) ML Lab File ID: V2L8835.D

Level: (TRACE/LOW/MED) LOW Date Received:

% Moisture: not dec. Date Analyzed: 10/13/2010

GC Column: DB-624 ID: 0.25 (mm) Dilution Factor: 1.0

Soil Extract Volume: (uL) Soil Aliquot Volume: (uL)

Purge Volume: 5.0 (mL)

CAS NO.	COMPOUND	CONCENTRATION UNITS: (ug/L or ug/Kg) µG/L	Q
74-87-3	Chloromethane	5.0	U
75-01-4	Vinyl chloride	5.0	U
74-83-9	Bromomethane	5.0	U
75-00-3	Chloroethane	5.0	U
75-69-4	Trichlorofluoromethane	5.0	U
75-35-4	1,1-Dichloroethene	5.0	U
67-64-1	Acetone	5.0	U
75-15-0	Carbon disulfide	5.0	U
75-09-2	Methylene chloride	5.0	U
156-60-5	trans-1,2-Dichloroethene	5.0	U
1634-04-4	Methyl tert-butyl ether	5.0	U
75-34-3	1,1-Dichloroethane	5.0	U
108-05-4	Vinyl acetate	5.0	U
78-93-3	2-Butanone	5.0	U
156-59-2	cis-1,2-Dichloroethene	5.0	U
67-66-3	Chloroform	5.0	U
71-55-6	1;1,1-Trichloroethane	5.0	U
56-23-5	Carbon tetrachloride	5.0	U
107-06-2	1,2-Dichloroethane	5.0	U
71-43-2	Benzene	5.0	U
79-01-6	Trichloroethene	5.0	U
78-87-5	1,2-Dichloropropane	5.0	U
75-27-4	Bromodichloromethane	5.0	U
10061-01-5	cis-1,3-Dichloropropene	5.0	U
108-10-1	4-Methyl-2-pentanone	5.0	U
108-88-3	Toluene	5.0	U
10061-02-6	trans-1,3-Dichloropropene	5.0	U
79-00-5	1,1,2-Trichloroethane	5.0	U
127-18-4	Tetrachloroethene	5.0	U
591-78-6	2-Hexanone	5.0	U
124-48-1	Dibromochloromethane	5.0	U
108-90-7	Chlorobenzene	5.0	U
100-41-4	Ethylbenzene	5.0	U
1330-20-7	m,p-Xylene	5.0	U
95-47-6	o-Xylene	5.0	U

1B - FORM I VOA-2

VOLATILE ORGANICS ANALYSIS DATA SHEET

CLIENT SAMPLE NO.

MB-54725

Lab Name: MITKEM LABORATORIES Contract:

Lab Code: MITKEM Case No.: J1983 Mod. Ref No.: SDG No.: SJ1983

Matrix: (SOIL/SED/WATER) WATER Lab Sample ID: MB-54725

Sample wt/vol: 5.00 (g/mL) ML Lab File ID: V2L8835.D

Level: (TRACE/LOW/MED) LOW Date Received:

% Moisture: not dec. Date Analyzed: 10/13/2010

GC Column: DB-624 ID: 0.25 (mm) Dilution Factor: 1.0

Soil Extract Volume: (uL) Soil Aliquot Volume: (uL)

Purge Volume: 5.0 (mL)

CAS NO.	COMPOUND	CONCENTRATION UNITS: (ug/L or ug/Kg) µG/L	Q
1330-20-7	Xylene (Total)	5.0	U
100-42-5	Styrene	5.0	U
75-25-2	Bromoform	5.0	U
98-82-8	Isopropylbenzene	5.0	U
79-34-5	1,1,2,2-Tetrachloroethane	5.0	U
103-65-1	n-Propylbenzene	5.0	U
108-67-8	1,3,5-Trimethylbenzene	5.0	U
98-06-6	tert-Butylbenzene	5.0	U
95-63-6	1,2,4-Trimethylbenzene	5.0	U
135-98-8	sec-Butylbenzene	5.0	U
99-87-6	4-Isopropyltoluene	5.0	U
541-73-1	1,3-Dichlorobenzene	5.0	U
106-46-7	1,4-Dichlorobenzene	5.0	U
104-51-8	n-Butylbenzene	5.0	U
95-50-1	1,2-Dichlorobenzene	5.0	U
91-20-3	Naphthalene	5.0	U
110-75-8	2-Chloroethyl vinyl ether	5.0	U

1J - FORM I VOA-TIC

VOLATILE ORGANICS ANALYSIS DATA SHEET

TENTATIVELY IDENTIFIED COMPOUNDS

CLIENT SAMPLE NO.

MB-54725

Lab Name: MITKEM LABORATORIES Contract:

Lab Code: MITKEM Case No.: J1983 Mod. Ref No.: SDG No.: SJ1983

Matrix: (SOIL/SED/WATER) WATER Lab Sample ID: MB-54725

Sample wt/vol: 5.00 (g/mL) ML Lab File ID: V2L8835.D

Level: (TRACE or LOW/MED) LOW Date Received:

% Moisture: not dec. Date Analyzed: 10/13/2010

GC Column: DB-624 ID: 0.25 (mm) Dilution Factor: 1.0

Soil Extract Volume: (uL) Soil Aliquot Volume: (uL)

CONCENTRATION UNITS: (ug/L or ug/Kg) µG/L Purge Volume: 5.0 (mL)

CAS NUMBER	COMPOUND NAME	RT	EST. CONC.	Q
E96679[1]	Total Alkanes	N/A		

[1]EPA-designated Registry Number.

1A - FORM I VOA-1

VOLATILE ORGANICS ANALYSIS DATA SHEET

CLIENT SAMPLE NO.

MB-54745

Lab Name: MITKEM LABORATORIES Contract:

Lab Code: MITKEM Case No.: J1983 Mod. Ref No.: SDG No.: SJ1983

Matrix: (SOIL/SED/WATER) SOIL Lab Sample ID: MB-54745

Sample wt/vol: 5.00 (g/mL) G Lab File ID: V6H6923.D

Level: (TRACE/LOW/MED) LOW Date Received:

% Moisture: not dec. 0.0 Date Analyzed: 10/13/2010

GC Column: DB-624 ID: 0.25 (mm) Dilution Factor: 1.0

Soil Extract Volume: (uL) Soil Aliquot Volume: (uL)

Purge Volume: 10.0 (mL)

CAS NO.	COMPOUND	CONCENTRATION UNITS: (ug/L or ug/Kg) µG/KG	Q
74-87-3	Chloromethane	5.0	U
75-01-4	Vinyl chloride	5.0	U
74-83-9	Bromomethane	5.0	U
75-00-3	Chloroethane	5.0	U
75-69-4	Trichlorofluoromethane	5.0	U
75-35-4	1,1-Dichloroethene	5.0	U
67-64-1	Acetone	5.0	U
75-15-0	Carbon disulfide	5.0	U
75-09-2	Methylene chloride	5.0	U
156-60-5	trans-1,2-Dichloroethene	5.0	U
1634-04-4	Methyl tert-butyl ether	5.0	U
75-34-3	1,1-Dichloroethane	5.0	U
108-05-4	Vinyl acetate	5.0	U
78-93-3	2-Butanone	5.0	U
156-59-2	cis-1,2-Dichloroethene	5.0	U
67-66-3	Chloroform	5.0	U
71-55-6	1,1,1-Trichloroethane	5.0	U
56-23-5	Carbon tetrachloride	5.0	U
107-06-2	1,2-Dichloroethane	5.0	U
71-43-2	Benzene	5.0	U
79-01-6	Trichloroethene	5.0	U
78-87-5	1,2-Dichloropropane	5.0	U
75-27-4	Bromodichloromethane	5.0	U
10061-01-5	cis-1,3-Dichloropropene	5.0	U
108-10-1	4-Methyl-2-pentanone	5.0	U
108-88-3	Toluene	5.0	U
10061-02-6	trans-1,3-Dichloropropene	5.0	U
79-00-5	1,1,2-Trichloroethane	5.0	U
127-18-4	Tetrachloroethene	5.0	U
591-78-6	2-Hexanone	5.0	U
124-48-1	Dibromochloromethane	5.0	U
108-90-7	Chlorobenzene	5.0	U
100-41-4	Ethylbenzene	5.0	U
1330-20-7	m,p-Xylene	5.0	U
95-47-6	o-Xylene	5.0	U

1B - FORM I VOA-2

VOLATILE ORGANICS ANALYSIS DATA SHEET

CLIENT SAMPLE NO.

MB-54745

Lab Name: MITKEM LABORATORIES Contract:

Lab Code: MITKEM Case No.: J1983 Mod. Ref No.: SDG No.: SJ1983

Matrix: (SOIL/SED/WATER) SOIL Lab Sample ID: MB-54745

Sample wt/vol: 5.00 (g/mL) G Lab File ID: V6H6923.D

Level: (TRACE/LOW/MED) LOW Date Received:

% Moisture: not dec. 0.0 Date Analyzed: 10/13/2010

GC Column: DB-624 ID: 0.25 (mm) Dilution Factor: 1.0

Soil Extract Volume: (uL) Soil Aliquot Volume: (uL)

Purge Volume: 10.0 (mL)

CAS NO.	COMPOUND	CONCENTRATION UNITS: (ug/L or ug/Kg) µG/KG	Q
1330-20-7	Xylene (Total)	5.0	U
100-42-5	Styrene	5.0	U
75-25-2	Bromoform	5.0	U
98-82-8	Isopropylbenzene	5.0	U
79-34-5	1,1,2,2-Tetrachloroethane	5.0	U
103-65-1	n-Propylbenzene	5.0	U
108-67-8	1,3,5-Trimethylbenzene	5.0	U
98-06-6	tert-Butylbenzene	5.0	U
95-63-6	1,2,4-Trimethylbenzene	5.0	U
135-98-8	sec-Butylbenzene	5.0	U
99-87-6	4-Isopropyltoluene	5.0	U
541-73-1	1,3-Dichlorobenzene	5.0	U
106-46-7	1,4-Dichlorobenzene	5.0	U
104-51-8	n-Butylbenzene	5.0	U
95-50-1	1,2-Dichlorobenzene	5.0	U
91-20-3	Naphthalene	5.0	U
110-75-8	2-Chloroethyl vinyl ether	5.0	U

1J - FORM I VOA-TIC

VOLATILE ORGANICS ANALYSIS DATA SHEET

TENTATIVELY IDENTIFIED COMPOUNDS

CLIENT SAMPLE NO.

MB-54745

Lab Name: MITKEM LABORATORIES Contract:

Lab Code: MITKEM Case No.: J1983 Mod. Ref No.: SDG No.: SJ1983

Matrix: (SOIL/SED/WATER) SOIL Lab Sample ID: MB-54745

Sample wt/vol: 5.00 (g/mL) G Lab File ID: V6H6923.D

Level: (TRACE or LOW/MED) LOW Date Received:

% Moisture: not dec. Date Analyzed: 10/13/2010

GC Column: DB-624 ID: 0.25 (mm) Dilution Factor: 1.0

Soil Extract Volume: (uL) Soil Aliquot Volume: (uL)

CONCENTRATION UNITS: (ug/L or ug/Kg) µG/KG Purge Volume: 10.0 (mL)

CAS NUMBER	COMPOUND NAME	RT	EST. CONC.	Q
E96679€[1]	Total Alkanes	N/A		

[1]EPA-designated Registry Number.

1A - FORM I VOA-1

VOLATILE ORGANICS ANALYSIS DATA SHEET

CLIENT SAMPLE NO.

MB-54770

Lab Name: MITKEM LABORATORIES Contract:

Lab Code: MITKEM Case No.: J1983 Mod. Ref No.: SDG No.: SJ1983

Matrix: (SOIL/SED/WATER) SOIL Lab Sample ID: MB-54770

Sample wt/vol: 5.00 (g/mL) G Lab File ID: V6H6956.D

Level: (TRACE/LOW/MED) LOW Date Received:

% Moisture: not dec. 0.0 Date Analyzed: 10/14/2010

GC Column: DB-624 ID: 0.25 (mm) Dilution Factor: 1.0

Soil Extract Volume: (uL) Soil Aliquot Volume: (uL)

Purge Volume: 10.0 (mL)

CAS NO.	COMPOUND	CONCENTRATION UNITS: (ug/L or ug/Kg) µG/KG	Q
74-87-3	Chloromethane	5.0	U
75-01-4	Vinyl chloride	5.0	U
74-83-9	Bromomethane	5.0	U
75-00-3	Chloroethane	5.0	U
75-69-4	Trichlorofluoromethane	5.0	U
75-35-4	1,1-Dichloroethene	5.0	U
67-64-1	Acetone	5.0	U
75-15-0	Carbon disulfide	5.0	U
75-09-2	Methylene chloride	1.7	J
156-60-5	trans-1,2-Dichloroethene	5.0	U
1634-04-4	Methyl tert-butyl ether	5.0	U
75-34-3	1,1-Dichloroethane	5.0	U
108-05-4	Vinyl acetate	5.0	U
78-93-3	2-Butanone	5.0	U
156-59-2	cis-1,2-Dichloroethene	5.0	U
67-66-3	Chloroform	5.0	U
71-55-6	1,1,1-Trichloroethane	5.0	U
56-23-5	Carbon tetrachloride	5.0	U
107-06-2	1,2-Dichloroethane	5.0	U
71-43-2	Benzene	5.0	U
79-01-6	Trichloroethene	5.0	U
78-87-5	1,2-Dichloropropane	5.0	U
75-27-4	Bromodichloromethane	5.0	U
10061-01-5	cis-1,3-Dichloropropene	5.0	U
108-10-1	4-Methyl-2-pentanone	5.0	U
108-88-3	Toluene	5.0	U
10061-02-6	trans-1,3-Dichloropropene	5.0	U
79-00-5	1,1,2-Trichloroethane	5.0	U
127-18-4	Tetrachloroethene	5.0	U
591-78-6	2-Hexanone	5.0	U
124-48-1	Dibromochloromethane	5.0	U
108-90-7	Chlorobenzene	5.0	U
100-41-4	Ethylbenzene	5.0	U
1330-20-7	m,p-Xylene	5.0	U
95-47-6	o-Xylene	5.0	U

1B - FORM I VOA-2

VOLATILE ORGANICS ANALYSIS DATA SHEET

CLIENT SAMPLE NO.

MB-54770

Lab Name: MITKEM LABORATORIES Contract:

Lab Code: MITKEM Case No.: J1983 Mod. Ref No.: SDG No.: SJ1983

Matrix: (SOIL/SED/WATER) SOIL Lab Sample ID: MB-54770

Sample wt/vol: 5.00 (g/mL) G Lab File ID: V6H6956.D

Level: (TRACE/LOW/MED) LOW Date Received:

% Moisture: not dec. 0.0 Date Analyzed: 10/14/2010

GC Column: DB-624 ID: 0.25 (mm) Dilution Factor: 1.0

Soil Extract Volume: (uL) Soil Aliquot Volume: (uL)

Purge Volume: 10.0 (mL)

CAS NO.	COMPOUND	CONCENTRATION UNITS: (ug/L or ug/Kg) µG/KG	Q
1330-20-7	Xylene (Total)	5.0	U
100-42-5	Styrene	5.0	U
75-25-2	Bromoform	5.0	U
98-82-8	Isopropylbenzene	5.0	U
79-34-5	1,1,2,2-Tetrachloroethane	5.0	U
103-65-1	n-Propylbenzene	5.0	U
108-67-8	1,3,5-Trimethylbenzene	5.0	U
98-06-6	tert-Butylbenzene	5.0	U
95-63-6	1,2,4-Trimethylbenzene	5.0	U
135-98-8	sec-Butylbenzene	5.0	U
99-87-6	4-Isopropyltoluene	5.0	U
541-73-1	1,3-Dichlorobenzene	5.0	U
106-46-7	1,4-Dichlorobenzene	5.0	U
104-51-8	n-Butylbenzene	5.0	U
95-50-1	1,2-Dichlorobenzene	5.0	U
91-20-3	Naphthalene	5.0	U
110-75-8	2-Chloroethyl vinyl ether	5.0	U

1J - FORM I VOA-TIC

VOLATILE ORGANICS ANALYSIS DATA SHEET

TENTATIVELY IDENTIFIED COMPOUNDS

CLIENT SAMPLE NO.

MB-54770

Lab Name: MITKEM LABORATORIES Contract:

Lab Code: MITKEM Case No.: J1983 Mod. Ref No.: SDG No.: SJ1983

Matrix: (SOIL/SED/WATER) SOIL Lab Sample ID: MB-54770

Sample wt/vol: 5.00 (g/mL) G Lab File ID: V6H6956.D

Level: (TRACE or LOW/MED) LOW Date Received:

% Moisture: not dec. Date Analyzed: 10/14/2010

GC Column: DB-624 ID: 0.25 (mm) Dilution Factor: 1.0

Soil Extract Volume: (uL) Soil Aliquot Volume: (uL)

CONCENTRATION UNITS: (ug/L or ug/Kg) µG/KG Purge Volume: 10.0 (mL)

CAS NUMBER	COMPOUND NAME	RT	EST. CONC.	Q
E96679[1]	Total Alkanes	N/A		

[1]EPA-designated Registry Number.

1A - FORM I VOA-1

VOLATILE ORGANICS ANALYSIS DATA SHEET

CLIENT SAMPLE NO.

LCS-54761

Lab Name: MITKEM LABORATORIES Contract:

Lab Code: MITKEM Case No.: J1983 Mod. Ref No.: SDG No.: SJ1983

Matrix: (SOIL/SED/WATER) SOIL Lab Sample ID: LCS-54761

Sample wt/vol: 5.00 (g/mL) G Lab File ID: V1L7283.D

Level: (TRACE/LOW/MED) MED Date Received:

% Moisture: not dec. 0.0 Date Analyzed: 10/14/2010

GC Column: DB-624 ID: 0.25 (mm) Dilution Factor: 1.0

Soil Extract Volume: 5000 (uL) Soil Aliquot Volume: 100.00 (uL)

Purge Volume: 5.0 (mL)

CAS NO.	COMPOUND	CONCENTRATION UNITS: (ug/L or ug/Kg) µG/KG	Q
74-87-3	Chloromethane	2300	
75-01-4	Vinyl chloride	2400	
74-83-9	Bromomethane	2200	
75-00-3	Chloroethane	2400	
75-69-4	Trichlorofluoromethane	2100	
75-35-4	1,1-Dichloroethene	2200	
67-64-1	Acetone	2800	
75-15-0	Carbon disulfide	2500	
75-09-2	Methylene chloride	2600	
156-60-5	trans-1,2-Dichloroethene	2400	
1634-04-4	Methyl tert-butyl ether	2600	
75-34-3	1,1-Dichloroethane	2600	
108-05-4	Vinyl acetate	2800	
78-93-3	2-Butanone	2900	
156-59-2	cis-1,2-Dichloroethene	2400	
67-66-3	Chloroform	2400	
71-55-6	1,1,1-Trichloroethane	2300	
56-23-5	Carbon tetrachloride	2000	
107-06-2	1,2-Dichloroethane	2600	
71-43-2	Benzene	2400	
79-01-6	Trichloroethene	2100	
78-87-5	1,2-Dichloropropane	2700	
75-27-4	Bromodichloromethane	2500	
10061-01-5	cis-1,3-Dichloropropene	2600	
108-10-1	4-Methyl-2-pentanone	2800	
108-88-3	Toluene	2400	
10061-02-6	trans-1,3-Dichloropropene	2600	
79-00-5	1,1,2-Trichloroethane	2500	
127-18-4	Tetrachloroethene	1800	
591-78-6	2-Hexanone	2900	
124-48-1	Dibromochloromethane	2300	
108-90-7	Chlorobenzene	2300	
100-41-4	Ethylbenzene	2300	
1330-20-7	m,p-Xylene	4600	
95-47-6	o-Xylene	2300	

1B - FORM I VOA-2

VOLATILE ORGANICS ANALYSIS DATA SHEET

CLIENT SAMPLE NO.

LCS-54761

Lab Name: MITKEM LABORATORIES Contract:

Lab Code: MITKEM Case No.: J1983 Mod. Ref No.: SDG No.: SJ1983

Matrix: (SOIL/SED/WATER) SOIL Lab Sample ID: LCS-54761

Sample wt/vol: 5.00 (g/mL) G Lab File ID: V1L7283.D

Level: (TRACE/LOW/MED) MED Date Received:

% Moisture: not dec. 0.0 Date Analyzed: 10/14/2010

GC Column: DB-624 ID: 0.25 (mm) Dilution Factor: 1.0

Soil Extract Volume: 5000 (uL) Soil Aliquot Volume: 100.00 (uL)

Purge Volume: 5.0 (mL)

CAS NO.	COMPOUND	CONCENTRATION UNITS: (ug/L or ug/Kg) µG/KG	Q
1330-20-7	Xylene (Total)	6900	
100-42-5	Styrene	2300	
75-25-2	Bromoform	2400	
98-82-8	Isopropylbenzene	2400	
79-34-5	1,1,2,2-Tetrachloroethane	2400	
103-65-1	n-Propylbenzene	2100	
108-67-8	1,3,5-Trimethylbenzene	2300	
98-06-6	tert-Butylbenzene	2300	
95-63-6	1,2,4-Trimethylbenzene	2300	
135-98-8	sec-Butylbenzene	2300	
99-87-6	4-Isopropyltoluene	2300	
541-73-1	1,3-Dichlorobenzene	2200	
106-46-7	1,4-Dichlorobenzene	2200	
104-51-8	n-Butylbenzene	2500	
95-50-1	1,2-Dichlorobenzene	2300	
91-20-3	Naphthalene	2200	
110-75-8	2-Chloroethyl vinyl ether	2500	

1A - FORM I VOA-1

VOLATILE ORGANICS ANALYSIS DATA SHEET

CLIENT SAMPLE NO.

LCS-54725

Lab Name: MITKEM LABORATORIES Contract:

Lab Code: MITKEM Case No.: J1983 Mod. Ref No.: SDG No.: SJ1983

Matrix: (SOIL/SED/WATER) WATER Lab Sample ID: LCS-54725

Sample wt/vol: 5.00 (g/mL) ML Lab File ID: V2L8832.D

Level: (TRACE/LOW/MED) LOW Date Received:

% Moisture: not dec. Date Analyzed: 10/13/2010

GC Column: DB-624 ID: 0.25 (mm) Dilution Factor: 1.0

Soil Extract Volume: (uL) Soil Aliquot Volume: (uL)

Purge Volume: 5.0 (mL)

CAS NO.	COMPOUND	CONCENTRATION UNITS: (ug/L or ug/Kg) µG/L	Q
75-71-8	Dichlorodifluoromethane	35	
74-87-3	Chloromethane	48	
75-01-4	Vinyl chloride	46	
74-83-9	Bromomethane	48	
75-00-3	Chloroethane	50	
75-69-4	Trichlorofluoromethane	44	
75-35-4	1,1-Dichloroethene	48	
67-64-1	Acetone	68	
74-88-4	Iodomethane	49	
75-15-0	Carbon disulfide	46	
75-09-2	Methylene chloride	50	
156-60-5	trans-1,2-Dichloroethene	48	
1634-04-4	Methyl tert-butyl ether	51	
75-34-3	1,1-Dichloroethane	49	
108-05-4	Vinyl acetate	51	
78-93-3	2-Butanone	60	
156-59-2	cis-1,2-Dichloroethene	48	
594-20-7	2,2-Dichloropropane	49	
74-97-5	Bromochloromethane	49	
67-66-3	Chloroform	49	
71-55-6	1,1,1-Trichloroethane	47	
563-58-6	1,1-Dichloropropene	47	
56-23-5	Carbon tetrachloride	48	
107-06-2	1,2-Dichloroethane	50	
71-43-2	Benzene	49	
79-01-6	Trichloroethene	47	
78-87-5	1,2-Dichloropropane	49	
74-95-3	Dibromomethane	49	
75-27-4	Bromodichloromethane	50	
10061-01-5	cis-1,3-Dichloropropene	50	
108-10-1	4-Methyl-2-pentanone	52	
108-88-3	Toluene	48	
10061-02-6	trans-1,3-Dichloropropene	52	
79-00-5	1,1,2-Trichloroethane	50	
142-28-9	1,3-Dichloropropane	52	

1B - FORM I VOA-2

VOLATILE ORGANICS ANALYSIS DATA SHEET

CLIENT SAMPLE NO.

LCS-54725

Lab Name: MITKEM LABORATORIES Contract:

Lab Code: MITKEM Case No.: J1983 Mod. Ref No.: SDG No.: SJ1983

Matrix: (SOIL/SED/WATER) WATER Lab Sample ID: LCS-54725

Sample wt/vol: 5.00 (g/mL) ML Lab File ID: V2L8832.D

Level: (TRACE/LOW/MED) LOW Date Received:

% Moisture: not dec. Date Analyzed: 10/13/2010

GC Column: DB-624 ID: 0.25 (mm) Dilution Factor: 1.0

Soil Extract Volume: (uL) Soil Aliquot Volume: (uL)

Purge Volume: 5.0 (mL)

CAS NO.	COMPOUND	CONCENTRATION UNITS: (ug/L or ug/Kg) µG/L	Q
127-18-4	Tetrachloroethene	48	
591-78-6	2-Hexanone	56	
124-48-1	Dibromochloromethane	51	
106-93-4	1,2-Dibromoethane	50	
108-90-7	Chlorobenzene	50	
630-20-6	1,1,1,2-Tetrachloroethane	50	
100-41-4	Ethylbenzene	50	
1330-20-7	m,p-Xylene	100	
95-47-6	o-Xylene	51	
1330-20-7	Xylene (Total)	150	
100-42-5	Styrene	52	
75-25-2	Bromoform	50	
98-82-8	Isopropylbenzene	50	
79-34-5	1,1,2,2-Tetrachloroethane	48	
108-86-1	Bromobenzene	48	
96-18-4	1,2,3-Trichloropropane	48	
103-65-1	n-Propylbenzene	46	
95-49-8	2-Chlorotoluene	48	
108-67-8	1,3,5-Trimethylbenzene	50	
106-43-4	4-Chlorotoluene	51	
98-06-6	tert-Butylbenzene	50	
95-63-6	1,2,4-Trimethylbenzene	50	
135-98-8	sec-Butylbenzene	50	
99-87-6	4-Isopropyltoluene	49	
541-73-1	1,3-Dichlorobenzene	49	
106-46-7	1,4-Dichlorobenzene	49	
104-51-8	n-Butylbenzene	49	
95-50-1	1,2-Dichlorobenzene	50	
96-12-8	1,2-Dibromo-3-chloropropane	51	
120-82-1	1,2,4-Trichlorobenzene	50	
87-68-3	Hexachlorobutadiene	47	
87-61-6	1,2,3-Trichlorobenzene	49	
91-20-3	Naphthalene	50	
76-13-1	1,1,2-Trichloro-1,2,2-trifluoroethane	49	
110-75-8	2-Chloroethyl vinyl ether	32	

1A - FORM I VOA-1

VOLATILE ORGANICS ANALYSIS DATA SHEET

CLIENT SAMPLE NO.

LCSD-54725

Lab Name: MITKEM LABORATORIES Contract:

Lab Code: MITKEM Case No.: J1983 Mod. Ref No.: SDG No.: SJ1983

Matrix: (SOIL/SED/WATER) WATER Lab Sample ID: LCSD-54725

Sample wt/vol: 5.00 (g/mL) ML Lab File ID: V2L8833.D

Level: (TRACE/LOW/MED) LOW Date Received:

% Moisture: not dec. Date Analyzed: 10/13/2010

GC Column: DB-624 ID: 0.25 (mm) Dilution Factor: 1.0

Soil Extract Volume: (uL) Soil Aliquot Volume: (uL)

Purge Volume: 5.0 (mL)

CAS NO.	COMPOUND	CONCENTRATION UNITS: (ug/L or ug/Kg) µG/L	Q
75-71-8	Dichlorodifluoromethane	36	
74-87-3	Chloromethane	48	
75-01-4	Vinyl chloride	47	
74-83-9	Bromomethane	47	
75-00-3	Chloroethane	49	
75-69-4	Trichlorofluoromethane	47	
75-35-4	1,1-Dichloroethene	47	
67-64-1	Acetone	60	
74-88-4	Iodomethane	48	
75-15-0	Carbon disulfide	48	
75-09-2	Methylene chloride	48	
156-60-5	trans-1,2-Dichloroethene	47	
1634-04-4	Methyl tert-butyl ether	48	
75-34-3	1,1-Dichloroethane	48	
108-05-4	Vinyl acetate	50	
78-93-3	2-Butanone	51	
156-59-2	cis-1,2-Dichloroethene	48	
594-20-7	2,2-Dichloropropane	51	
74-97-5	Bromochloromethane	49	
67-66-3	Chloroform	50	
71-55-6	1,1,1-Trichloroethane	50	
563-58-6	1,1-Dichloropropene	48	
56-23-5	Carbon tetrachloride	50	
107-06-2	1,2-Dichloroethane	50	
71-43-2	Benzene	50	
79-01-6	Trichloroethene	49	
78-87-5	1,2-Dichloropropane	51	
74-95-3	Dibromomethane	51	
75-27-4	Bromodichloromethane	50	
10061-01-5	cis-1,3-Dichloropropene	52	
108-10-1	4-Methyl-2-pentanone	52	
108-88-3	Toluene	52	
10061-02-6	trans-1,3-Dichloropropene	54	
79-00-5	1,1,2-Trichloroethane	52	
142-28-9	1,3-Dichloropropane	53	

1B - FORM I VOA-2

VOLATILE ORGANICS ANALYSIS DATA SHEET

CLIENT SAMPLE NO.

LCSD-54725

Lab Name: MITKEM LABORATORIES Contract:

Lab Code: MITKEM Case No.: J1983 Mod. Ref No.: SDG No.: SJ1983

Matrix: (SOIL/SED/WATER) WATER Lab Sample ID: LCSD-54725

Sample wt/vol: 5.00 (g/mL) ML Lab File ID: V2L8833.D

Level: (TRACE/LOW/MED) LOW Date Received:

% Moisture: not dec. Date Analyzed: 10/13/2010

GC Column: DB-624 ID: 0.25 (mm) Dilution Factor: 1.0

Soil Extract Volume: (uL) Soil Aliquot Volume: (uL)

Purge Volume: 5.0 (mL)

CAS NO.	COMPOUND	CONCENTRATION UNITS: (ug/L or ug/Kg) µG/L	Q
127-18-4	Tetrachloroethene	51	
591-78-6	2-Hexanone	57	
124-48-1	Dibromochloromethane	52	
106-93-4	1,2-Dibromoethane	51	
108-90-7	Chlorobenzene	52	
630-20-6	1,1,1,2-Tetrachloroethane	49	
100-41-4	Ethylbenzene	52	
1330-20-7	m,p-Xylene	110	
95-47-6	o-Xylene	53	
1330-20-7	Xylene (Total)	160	
100-42-5	Styrene	55	
75-25-2	Bromoform	52	
98-82-8	Isopropylbenzene	53	
79-34-5	1,1,2,2-Tetrachloroethane	47	
108-86-1	Bromobenzene	50	
96-18-4	1,2,3-Trichloropropane	49	
103-65-1	n-Propylbenzene	50	
95-49-8	2-Chlorotoluene	50	
108-67-8	1,3,5-Trimethylbenzene	51	
106-43-4	4-Chlorotoluene	53	
98-06-6	tert-Butylbenzene	51	
95-63-6	1,2,4-Trimethylbenzene	51	
135-98-8	sec-Butylbenzene	52	
99-87-6	4-Isopropyltoluene	51	
541-73-1	1,3-Dichlorobenzene	50	
106-46-7	1,4-Dichlorobenzene	50	
104-51-8	n-Butylbenzene	51	
95-50-1	1,2-Dichlorobenzene	50	
96-12-8	1,2-Dibromo-3-chloropropane	47	
120-82-1	1,2,4-Trichlorobenzene	48	
87-68-3	Hexachlorobutadiene	48	
87-61-6	1,2,3-Trichlorobenzene	48	
91-20-3	Naphthalene	47	
76-13-1	1,1,2-Trichloro-1,2,2-trifluoroethane	48	
110-75-8	2-Chloroethyl vinyl ether	33	

1A - FORM I VOA-1

VOLATILE ORGANICS ANALYSIS DATA SHEET

CLIENT SAMPLE NO.

LCS-54745

Lab Name: MITKEM LABORATORIES Contract:

Lab Code: MITKEM Case No.: J1983 Mod. Ref No.: SDG No.: SJ1983

Matrix: (SOIL/SED/WATER) SOIL Lab Sample ID: LCS-54745

Sample wt/vol: 5.00 (g/mL) G Lab File ID: V6H6920.D

Level: (TRACE/LOW/MED) LOW Date Received:

% Moisture: not dec. 0.0 Date Analyzed: 10/13/2010

GC Column: DB-624 ID: 0.25 (mm) Dilution Factor: 1.0

Soil Extract Volume: (uL) Soil Aliquot Volume: (uL)

Purge Volume: 10.0 (mL)

CAS NO.	COMPOUND	CONCENTRATION UNITS: (ug/L or ug/Kg) µG/KG	Q
74-87-3	Chloromethane	46	
75-01-4	Vinyl chloride	48	
74-83-9	Bromomethane	50	
75-00-3	Chloroethane	46	
75-69-4	Trichlorofluoromethane	48	
75-35-4	1,1-Dichloroethene	46	
67-64-1	Acetone	44	
75-15-0	Carbon disulfide	48	
75-09-2	Methylene chloride	49	
156-60-5	trans-1,2-Dichloroethene	48	
1634-04-4	Methyl tert-butyl ether	54	
75-34-3	1,1-Dichloroethane	51	
108-05-4	Vinyl acetate	55	
78-93-3	2-Butanone	54	
156-59-2	cis-1,2-Dichloroethene	50	
67-66-3	Chloroform	50	
71-55-6	1,1,1-Trichloroethane	50	
56-23-5	Carbon tetrachloride	46	
107-06-2	1,2-Dichloroethane	53	
71-43-2	Benzene	51	
79-01-6	Trichloroethene	47	
78-87-5	1,2-Dichloropropane	53	
75-27-4	Bromodichloromethane	52	
10061-01-5	cis-1,3-Dichloropropene	52	
108-10-1	4-Methyl-2-pentanone	58	
108-88-3	Toluene	49	
10061-02-6	trans-1,3-Dichloropropene	51	
79-00-5	1,1,2-Trichloroethane	53	
127-18-4	Tetrachloroethene	42	
591-78-6	2-Hexanone	54	
124-48-1	Dibromochloromethane	53	
108-90-7	Chlorobenzene	49	
100-41-4	Ethylbenzene	46	
1330-20-7	m,p-Xylene	93	
95-47-6	o-Xylene	46	

1B - FORM I VOA-2

VOLATILE ORGANICS ANALYSIS DATA SHEET

CLIENT SAMPLE NO.

LCS-54745

Lab Name: MITKEM LABORATORIES Contract:

Lab Code: MITKEM Case No.: J1983 Mod. Ref No.: SDG No.: SJ1983

Matrix: (SOIL/SED/WATER) SOIL Lab Sample ID: LCS-54745

Sample wt/vol: 5.00 (g/mL) G Lab File ID: V6H6920.D

Level: (TRACE/LOW/MED) LOW Date Received:

% Moisture: not dec. 0.0 Date Analyzed: 10/13/2010

GC Column: DB-624 ID: 0.25 (mm) Dilution Factor: 1.0

Soil Extract Volume: (uL) Soil Aliquot Volume: (uL)

Purge Volume: 10.0 (mL)

CAS NO.	COMPOUND	CONCENTRATION UNITS: (ug/L or ug/Kg) µG/KG	Q
1330-20-7	Xylene (Total)	140	
100-42-5	Styrene	49	
75-25-2	Bromoform	53	
98-82-8	Isopropylbenzene	45	
79-34-5	1,1,2,2-Tetrachloroethane	55	
103-65-1	n-Propylbenzene	44	
108-67-8	1,3,5-Trimethylbenzene	45	
98-06-6	tert-Butylbenzene	47	
95-63-6	1,2,4-Trimethylbenzene	46	
135-98-8	sec-Butylbenzene	43	
99-87-6	4-Isopropyltoluene	45	
541-73-1	1,3-Dichlorobenzene	46	
106-46-7	1,4-Dichlorobenzene	48	
104-51-8	n-Butylbenzene	43	
95-50-1	1,2-Dichlorobenzene	48	
91-20-3	Naphthalene	48	
110-75-8	2-Chloroethyl vinyl ether	52	

1A - FORM I VOA-1

VOLATILE ORGANICS ANALYSIS DATA SHEET

CLIENT SAMPLE NO.

LCSD-54745

Lab Name: MITKEM LABORATORIES Contract:

Lab Code: MITKEM Case No.: J1983 Mod. Ref No.: SDG No.: SJ1983

Matrix: (SOIL/SED/WATER) SOIL Lab Sample ID: LCSD-54745

Sample wt/vol: 5.00 (g/mL) G Lab File ID: V6H6921.D

Level: (TRACE/LOW/MED) LOW Date Received:

% Moisture: not dec. 0.0 Date Analyzed: 10/13/2010

GC Column: DB-624 ID: 0.25 (mm) Dilution Factor: 1.0

Soil Extract Volume: (uL) Soil Aliquot Volume: (uL)

Purge Volume: 10.0 (mL)

CAS NO.	COMPOUND	CONCENTRATION UNITS: (ug/L or ug/Kg) µG/KG	Q
74-87-3	Chloromethane	46	
75-01-4	Vinyl chloride	45	
74-83-9	Bromomethane	47	
75-00-3	Chloroethane	42	
75-69-4	Trichlorofluoromethane	45	
75-35-4	1,1-Dichloroethene	45	
67-64-1	Acetone	39	
75-15-0	Carbon disulfide	46	
75-09-2	Methylene chloride	49	
156-60-5	trans-1,2-Dichloroethene	47	
1634-04-4	Methyl tert-butyl ether	52	
75-34-3	1,1-Dichloroethane	48	
108-05-4	Vinyl acetate	52	
78-93-3	2-Butanone	52	
156-59-2	cis-1,2-Dichloroethene	49	
67-66-3	Chloroform	48	
71-55-6	1,1,1-Trichloroethane	48	
56-23-5	Carbon tetrachloride	45	
107-06-2	1,2-Dichloroethane	51	
71-43-2	Benzene	49	
79-01-6	Trichloroethene	46	
78-87-5	1,2-Dichloropropane	48	
75-27-4	Bromodichloromethane	51	
10061-01-5	cis-1,3-Dichloropropene	49	
108-10-1	4-Methyl-2-pentanone	53	
108-88-3	Toluene	48	
10061-02-6	trans-1,3-Dichloropropene	51	
79-00-5	1,1,2-Trichloroethane	50	
127-18-4	Tetrachloroethene	42	
591-78-6	2-Hexanone	50	
124-48-1	Dibromochloromethane	51	
108-90-7	Chlorobenzene	49	
100-41-4	Ethylbenzene	46	
1330-20-7	m,p-Xylene	95	
95-47-6	o-Xylene	47	

1B - FORM I VOA-2

VOLATILE ORGANICS ANALYSIS DATA SHEET

CLIENT SAMPLE NO.

LCSD-54745

Lab Name: MITKEM LABORATORIES Contract:

Lab Code: MITKEM Case No.: J1983 Mod. Ref No.: SDG No.: SJ1983

Matrix: (SOIL/SED/WATER) SOIL Lab Sample ID: LCSD-54745

Sample wt/vol: 5.00 (g/mL) G Lab File ID: V6H6921.D

Level: (TRACE/LOW/MED) LOW Date Received:

% Moisture: not dec. 0.0 Date Analyzed: 10/13/2010

GC Column: DB-624 ID: 0.25 (mm) Dilution Factor: 1.0

Soil Extract Volume: (uL) Soil Aliquot Volume: (uL)

Purge Volume: 10.0 (mL)

CAS NO.	COMPOUND	CONCENTRATION UNITS: (ug/L or ug/Kg) µG/KG	Q
1330-20-7	Xylene (Total)	140	
100-42-5	Styrene	50	
75-25-2	Bromoform	52	
98-82-8	Isopropylbenzene	47	
79-34-5	1,1,2,2-Tetrachloroethane	53	
103-65-1	n-Propylbenzene	45	
108-67-8	1,3,5-Trimethylbenzene	47	
98-06-6	tert-Butylbenzene	48	
95-63-6	1,2,4-Trimethylbenzene	48	
135-98-8	sec-Butylbenzene	45	
99-87-6	4-Isopropyltoluene	46	
541-73-1	1,3-Dichlorobenzene	48	
106-46-7	1,4-Dichlorobenzene	48	
104-51-8	n-Butylbenzene	45	
95-50-1	1,2-Dichlorobenzene	48	
91-20-3	Naphthalene	49	
110-75-8	2-Chloroethyl vinyl ether	48	

1A - FORM I VOA-1

VOLATILE ORGANICS ANALYSIS DATA SHEET

CLIENT SAMPLE NO.

LCS-54770

Lab Name: MITKEM LABORATORIES Contract:

Lab Code: MITKEM Case No.: J1983 Mod. Ref No.: SDG No.: SJ1983

Matrix: (SOIL/SED/WATER) SOIL Lab Sample ID: LCS-54770

Sample wt/vol: 5.00 (g/mL) G Lab File ID: V6H6953.D

Level: (TRACE/LOW/MED) LOW Date Received:

% Moisture: not dec. 0.0 Date Analyzed: 10/14/2010

GC Column: DB-624 ID: 0.25 (mm) Dilution Factor: 1.0

Soil Extract Volume: (uL) Soil Aliquot Volume: (uL)

Purge Volume: 10.0 (mL)

CAS NO.	COMPOUND	CONCENTRATION UNITS: (ug/L or ug/Kg) µG/KG	Q
74-87-3	Chloromethane	59	
75-01-4	Vinyl chloride	61	
74-83-9	Bromomethane	54	
75-00-3	Chloroethane	52	
75-69-4	Trichlorofluoromethane	45	
75-35-4	1,1-Dichloroethene	56	
67-64-1	Acetone	51	
75-15-0	Carbon disulfide	56	
75-09-2	Methylene chloride	55	B
156-60-5	trans-1,2-Dichloroethene	55	
1634-04-4	Methyl tert-butyl ether	52	
75-34-3	1,1-Dichloroethane	54	
108-05-4	Vinyl acetate	55	
78-93-3	2-Butanone	50	
156-59-2	cis-1,2-Dichloroethene	55	
67-66-3	Chloroform	50	
71-55-6	1,1,1-Trichloroethane	45	
56-23-5	Carbon tetrachloride	46	
107-06-2	1,2-Dichloroethane	48	
71-43-2	Benzene	56	
79-01-6	Trichloroethene	52	
78-87-5	1,2-Dichloropropane	56	
75-27-4	Bromodichloromethane	49	
10061-01-5	cis-1,3-Dichloropropene	52	
108-10-1	4-Methyl-2-pentanone	53	
108-88-3	Toluene	54	
10061-02-6	trans-1,3-Dichloropropene	51	
79-00-5	1,1,2-Trichloroethane	50	
127-18-4	Tetrachloroethene	47	
591-78-6	2-Hexanone	54	
124-48-1	Dibromochloromethane	49	
108-90-7	Chlorobenzene	55	
100-41-4	Ethylbenzene	56	
1330-20-7	m,p-Xylene	110	
95-47-6	o-Xylene	55	

1B - FORM I VOA-2

VOLATILE ORGANICS ANALYSIS DATA SHEET

CLIENT SAMPLE NO.

LCS-54770

Lab Name: MITKEM LABORATORIES Contract:

Lab Code: MITKEM Case No.: J1983 Mod. Ref No.: SDG No.: SJ1983

Matrix: (SOIL/SED/WATER) SOIL Lab Sample ID: LCS-54770

Sample wt/vol: 5.00 (g/mL) G Lab File ID: V6H6953.D

Level: (TRACE/LOW/MED) LOW Date Received:

% Moisture: not dec. 0.0 Date Analyzed: 10/14/2010

GC Column: DB-624 ID: 0.25 (mm) Dilution Factor: 1.0

Soil Extract Volume: (uL) Soil Aliquot Volume: (uL)

Purge Volume: 10.0 (mL)

CAS NO.	COMPOUND	CONCENTRATION UNITS: (ug/L or ug/Kg) µG/KG	Q
1330-20-7	Xylene (Total)	170	
100-42-5	Styrene	56	
75-25-2	Bromoform	48	
98-82-8	Isopropylbenzene	57	
79-34-5	1,1,2,2-Tetrachloroethane	55	
103-65-1	n-Propylbenzene	57	
108-67-8	1,3,5-Trimethylbenzene	56	
98-06-6	tert-Butylbenzene	59	
95-63-6	1,2,4-Trimethylbenzene	56	
135-98-8	sec-Butylbenzene	57	
99-87-6	4-Isopropyltoluene	57	
541-73-1	1,3-Dichlorobenzene	54	
106-46-7	1,4-Dichlorobenzene	54	
104-51-8	n-Butylbenzene	57	
95-50-1	1,2-Dichlorobenzene	53	
91-20-3	Naphthalene	51	
110-75-8	2-Chloroethyl vinyl ether	56	

1A - FORM I VOA-1

VOLATILE ORGANICS ANALYSIS DATA SHEET

CLIENT SAMPLE NO.

LCSD-54770

Lab Name: MITKEM LABORATORIES Contract:

Lab Code: MITKEM Case No.: J1983 Mod. Ref No.: SDG No.: SJ1983

Matrix: (SOIL/SED/WATER) SOIL Lab Sample ID: LCSD-54770

Sample wt/vol: 5.00 (g/mL) G Lab File ID: V6H6954.D

Level: (TRACE/LOW/MED) LOW Date Received:

% Moisture: not dec. 0.0 Date Analyzed: 10/14/2010

GC Column: DB-624 ID: 0.25 (mm) Dilution Factor: 1.0

Soil Extract Volume: (uL) Soil Aliquot Volume: (uL)

Purge Volume: 10.0 (mL)

CAS NO.	COMPOUND	CONCENTRATION UNITS: (ug/L or ug/Kg) µG/KG	Q
74-87-3	Chloromethane	53	
75-01-4	Vinyl chloride	57	
74-83-9	Bromomethane	53	
75-00-3	Chloroethane	56	
75-69-4	Trichlorofluoromethane	49	
75-35-4	1,1-Dichloroethene	55	
67-64-1	Acetone	50	
75-15-0	Carbon disulfide	55	
75-09-2	Methylene chloride	54	B
156-60-5	trans-1,2-Dichloroethene	56	
1634-04-4	Methyl tert-butyl ether	53	
75-34-3	1,1-Dichloroethane	55	
108-05-4	Vinyl acetate	56	
78-93-3	2-Butanone	51	
156-59-2	cis-1,2-Dichloroethene	56	
67-66-3	Chloroform	52	
71-55-6	1,1,1-Trichloroethane	52	
56-23-5	Carbon tetrachloride	50	
107-06-2	1,2-Dichloroethane	49	
71-43-2	Benzene	58	
79-01-6	Trichloroethene	54	
78-87-5	1,2-Dichloropropane	57	
75-27-4	Bromodichloromethane	51	
10061-01-5	cis-1,3-Dichloropropene	54	
108-10-1	4-Methyl-2-pentanone	53	
108-88-3	Toluene	56	
10061-02-6	trans-1,3-Dichloropropene	53	
79-00-5	1,1,2-Trichloroethane	53	
127-18-4	Tetrachloroethene	50	
591-78-6	2-Hexanone	56	
124-48-1	Dibromochloromethane	50	
108-90-7	Chlorobenzene	57	
100-41-4	Ethylbenzene	57	
1330-20-7	m,p-Xylene	120	
95-47-6	o-Xylene	56	

1B - FORM I VOA-2

VOLATILE ORGANICS ANALYSIS DATA SHEET

CLIENT SAMPLE NO.

LCSD-54770

Lab Name: MITKEM LABORATORIES Contract:

Lab Code: MITKEM Case No.: J1983 Mod. Ref No.: SDG No.: SJ1983

Matrix: (SOIL/SED/WATER) SOIL Lab Sample ID: LCSD-54770

Sample wt/vol: 5.00 (g/mL) G Lab File ID: V6H6954.D

Level: (TRACE/LOW/MED) LOW Date Received:

% Moisture: not dec. 0.0 Date Analyzed: 10/14/2010

GC Column: DB-624 ID: 0.25 (mm) Dilution Factor: 1.0

Soil Extract Volume: (uL) Soil Aliquot Volume: (uL)

Purge Volume: 10.0 (mL)

CAS NO.	COMPOUND	CONCENTRATION UNITS: (ug/L or ug/Kg) µG/KG	Q
1330-20-7	Xylene (Total)	170	
100-42-5	Styrene	57	
75-25-2	Bromoform	50	
98-82-8	Isopropylbenzene	59	
79-34-5	1,1,2,2-Tetrachloroethane	56	
103-65-1	n-Propylbenzene	59	
108-67-8	1,3,5-Trimethylbenzene	59	
98-06-6	tert-Butylbenzene	61	
95-63-6	1,2,4-Trimethylbenzene	58	
135-98-8	sec-Butylbenzene	60	
99-87-6	4-Isopropyltoluene	59	
541-73-1	1,3-Dichlorobenzene	57	
106-46-7	1,4-Dichlorobenzene	56	
104-51-8	n-Butylbenzene	59	
95-50-1	1,2-Dichlorobenzene	56	
91-20-3	Naphthalene	53	
110-75-8	2-Chloroethyl vinyl ether	57	

1D - FORM I SV-1

SEMIVOLATILE ORGANICS ANALYSIS DATA SHEET

CLIENT SAMPLE NO.

690-SB-53
(0.6'-2.6')-O

Lab Name: MITKEM LABORATORIES Contract:

Lab Code: MITKEM Case No.: J1983 Mod. Ref No.: SDG No.: SJ1983

Matrix: (SOIL/SED/WATER) SOIL Lab Sample ID: J1983-01A

Sample wt/vol: 30.5 (g/mL) G Lab File ID: S3G9216.D

Level: (LOW/MED) LOW Extraction: (Type) SONC

% Moisture: 16 Decanted: (Y/N) N Date Received: 10/12/2010

Concentrated Extract Volume: 1000 (uL) Date Extracted: 10/13/2010

Injection Volume: 1.0 (uL) GPC Factor: 1.00 Date Analyzed: 10/14/2010

GPC Cleanup: (Y/N) N pH: Dilution Factor: 1.0

CAS NO.	COMPOUND	CONCENTRATION UNITS: (ug/L or ug/Kg) UG/KG	Q
108-95-2	Phenol	390	U
111-44-4	Bis(2-chloroethyl)ether	390	U
95-57-8	2-Chlorophenol	390	U
541-73-1	1,3-Dichlorobenzene	390	U
106-46-7	1,4-Dichlorobenzene	390	U
95-50-1	1,2-Dichlorobenzene	390	U
95-48-7	2-Methylphenol	390	U
108-60-1	2,2´-oxybis(1-Chloropropane)	390	U
106-44-5	4-Methylphenol	390	U
621-64-7	N-Nitroso-di-n-propylamine	390	U
67-72-1	Hexachloroethane	390	U
98-95-3	Nitrobenzene	390	U
78-59-1	Isophorone	390	U
88-75-5	2-Nitrophenol	390	U
105-67-9	2,4-Dimethylphenol	390	U
120-83-2	2,4-Dichlorophenol	390	U
120-82-1	1,2,4-Trichlorobenzene	390	U
91-20-3	Naphthalene	390	U
106-47-8	4-Chloroaniline	390	U
111-91-1	Bis(2-chloroethoxy)methane	390	U
87-68-3	Hexachlorobutadiene	390	U
59-50-7	4-Chloro-3-methylphenol	390	U
91-57-6	2-Methylnaphthalene	390	U
77-47-4	Hexachlorocyclopentadiene	390	U
88-06-2	2,4,6-Trichlorophenol	390	U
95-95-4	2,4,5-Trichlorophenol	780	U
91-58-7	2-Chloronaphthalene	390	U
88-74-4	2-Nitroaniline	780	U
131-11-3	Dimethylphthalate	390	U
208-96-8	Acenaphthylene	390	U
606-20-2	2,6-Dinitrotoluene	390	U
99-09-2	3-Nitroaniline	780	U
83-32-9	Acenaphthene	390	U
51-28-5	2,4-Dinitrophenol	780	U
100-02-7	4-Nitrophenol	780	U
132-64-9	Dibenzofuran	390	U

1E - FORM I SV-2

SEMIVOLATILE ORGANICS ANALYSIS DATA SHEET

CLIENT SAMPLE NO.

690-SB-53
(0.6'-2.6')-O

Lab Name: MITKEM LABORATORIES Contract:

Lab Code: MITKEM Case No.: J1983 Mod. Ref No.: SDG No.: SJ1983

Matrix: (SOIL/SED/WATER) SOIL Lab Sample ID: J1983-01A

Sample wt/vol: 30.5 (g/mL) G Lab File ID: S3G9216.D

Level: (LOW/MED) LOW Extraction: (Type) SONC

% Moisture: 16 Decanted: (Y/N) N Date Received: 10/12/2010

Concentrated Extract Volume: 1000 (uL) Date Extracted: 10/13/2010

Injection Volume: 1.0 (uL) GPC Factor: 1.00 Date Analyzed: 10/14/2010

GPC Cleanup: (Y/N) N pH: Dilution Factor: 1.0

CAS NO.	COMPOUND	CONCENTRATION UNITS: (ug/L or ug/Kg) UG/KG	Q
121-14-2	2,4-Dinitrotoluene	390	U
84-66-2	Diethylphthalate	52	J
7005-72-3	4-Chlorophenyl-phenylether	390	U
86-73-7	Fluorene	390	U
100-01-6	4-Nitroaniline	780	U
534-52-1	4,6-Dinitro-2-methylphenol	780	U
86-30-6	N-Nitrosodiphenylamine	390	U
101-55-3	4-Bromophenyl-phenylether	390	U
118-74-1	Hexachlorobenzene	390	U
87-86-5	Pentachlorophenol	780	U
85-01-8	Phenanthrene	390	U
120-12-7	Anthracene	390	U
86-74-8	Carbazole	390	U
84-74-2	Di-n-butylphthalate	390	U
206-44-0	Fluoranthene	390	U
129-00-0	Pyrene	390	U
85-68-7	Butylbenzylphthalate	390	U
91-94-1	3,3'-Dichlorobenzidine	390	U
56-55-3	Benzo(a)anthracene	390	U
218-01-9	Chrysene	390	U
117-81-7	Bis(2-ethylhexyl)phthalate	390	U
117-84-0	Di-n-octylphthalate	390	U
205-99-2	Benzo(b)fluoranthene	390	U
207-08-9	Benzo(k)fluoranthene	390	U
50-32-8	Benzo(a)pyrene	390	U
193-39-5	Indeno(1,2,3-cd)pyrene	390	U
53-70-3	Dibenzo(a,h)anthracene	390	U
191-24-2	Benzo(g,h,i)perylene	390	U

1K - FORM I SV-TIC

SEMIVOLATILE ORGANICS ANALYSIS DATA SHEET

TENTATIVELY IDENTIFIED COMPOUNDS

CLIENT SAMPLE NO.

690-SB-53
(0.6'-2.6')-O

Lab Name: MITKEM LABORATORIES Contract:

Lab Code: MITKEM Case No.: J1983 Mod. Ref No.: SDG No.: SJ1983

Matrix: (SOIL/SED/WATER) SOIL Lab Sample ID: J1983-01A

Sample wt/vol: 30.5 (g/mL) G Lab File ID: S3G9216.D

Level: (TRACE or LOW/MED) LOW Extraction: (Type) SONC

% Moisture: 16 Decanted: (Y/N) N Date Received: 10/12/2010

Concentrated Extract Volume: 1000 (uL) Date Extracted: 10/13/2010

Injection Volume: 1.0 (uL) GPC Factor: 1.00 Date Analyzed: 10/14/2010

GPC Cleanup: (Y/N) N pH: Dilution Factor: 1.0

CONCENTRATION UNITS: (ug/L or ug/Kg) UG/KG

	CAS NUMBER	COMPOUND NAME	RT	EST. CONC.	Q
01	5385-75-1	Dibenz(a,e)aceanthrylene	10.981	420	NJ
	E966796[2]	Total Alkanes	N/A		

[2] EPA-designated Registry Number.

1D - FORM I SV-1

SEMIVOLATILE ORGANICS ANALYSIS DATA SHEET

CLIENT SAMPLE NO.

690-SS-8A
(0-2")-O

Lab Name: MITKEM LABORATORIES Contract:

Lab Code: MITKEM Case No.: J1983 Mod. Ref No.: SDG No.: SJ1983

Matrix: (SOIL/SED/WATER) SOIL Lab Sample ID: J1983-06B

Sample wt/vol: 30.3 (g/mL) G Lab File ID: S3G9217.D

Level: (LOW/MED) LOW Extraction: (Type) SONC

% Moisture: 12 Decanted: (Y/N) N Date Received: 10/12/2010

Concentrated Extract Volume: 1000 (uL) Date Extracted: 10/13/2010

Injection Volume: 1.0 (uL) GPC Factor: 1.00 Date Analyzed: 10/14/2010

GPC Cleanup: (Y/N) N pH: Dilution Factor: 1.0

CAS NO.	COMPOUND	CONCENTRATION UNITS: (ug/L or ug/Kg) UG/KG	Q
108-95-2	Phenol	370	U
111-44-4	Bis(2-chloroethyl)ether	370	U
95-57-8	2-Chlorophenol	370	U
541-73-1	1,3-Dichlorobenzene	370	U
106-46-7	1,4-Dichlorobenzene	370	U
95-50-1	1,2-Dichlorobenzene	370	U
95-48-7	2-Methylphenol	370	U
108-60-1	2,2'-oxybis(1-Chloropropane)	370	U
106-44-5	4-Methylphenol	370	U
621-64-7	N-Nitroso-di-n-propylamine	370	U
67-72-1	Hexachloroethane	370	U
98-95-3	Nitrobenzene	370	U
78-59-1	Isophorone	370	U
88-75-5	2-Nitrophenol	370	U
105-67-9	2,4-Dimethylphenol	370	U
120-83-2	2,4-Dichlorophenol	370	U
120-82-1	1,2,4-Trichlorobenzene	370	U
91-20-3	Naphthalene	370	U
106-47-8	4-Chloroaniline	370	U
111-91-1	Bis(2-chloroethoxy)methane	370	U
87-68-3	Hexachlorobutadiene	370	U
59-50-7	4-Chloro-3-methylphenol	370	U
91-57-6	2-Methylnaphthalene	370	U
77-47-4	Hexachlorocyclopentadiene	370	U
88-06-2	2,4,6-Trichlorophenol	370	U
95-95-4	2,4,5-Trichlorophenol	750	U
91-58-7	2-Chloronaphthalene	370	U
88-74-4	2-Nitroaniline	750	U
131-11-3	Dimethylphthalate	370	U
208-96-8	Acenaphthylene	370	U
606-20-2	2,6-Dinitrotoluene	370	U
99-09-2	3-Nitroaniline	750	U
83-32-9	Acenaphthene	370	U
51-28-5	2,4-Dinitrophenol	750	U
100-02-7	4-Nitrophenol	750	U
132-64-9	Dibenzofuran	370	U

1E - FORM I SV-2

SEMIVOLATILE ORGANICS ANALYSIS DATA SHEET

CLIENT SAMPLE NO.

690-SS-8A (0-2")-O

Lab Name: MITKEM LABORATORIES Contract:

Lab Code: MITKEM Case No.: J1983 Mod. Ref No.: SDG No.: SJ1983

Matrix: (SOIL/SED/WATER) SOIL Lab Sample ID: J1983-06B

Sample wt/vol: 30.3 (g/mL) G Lab File ID: S3G9217.D

Level: (LOW/MED) LOW Extraction: (Type) SONC

% Moisture: 12 Decanted: (Y/N) N Date Received: 10/12/2010

Concentrated Extract Volume: 1000 (uL) Date Extracted: 10/13/2010

Injection Volume: 1.0 (uL) GPC Factor: 1.00 Date Analyzed: 10/14/2010

GPC Cleanup: (Y/N) N pH: Dilution Factor: 1.0

CAS NO.	COMPOUND	CONCENTRATION UNITS: (ug/L or ug/Kg) UG/KG	Q
121-14-2	2,4-Dinitrotoluene	370	U
84-66-2	Diethylphthalate	370	U
7005-72-3	4-Chlorophenyl-phenylether	370	U
86-73-7	Fluorene	370	U
100-01-6	4-Nitroaniline	750	U
534-52-1	4,6-Dinitro-2-methylphenol	750	U
86-30-6	N-Nitrosodiphenylamine	370	U
101-55-3	4-Bromophenyl-phenylether	370	U
118-74-1	Hexachlorobenzene	370	U
87-86-5	Pentachlorophenol	750	U
85-01-8	Phenanthrene	370	U
120-12-7	Anthracene	370	U
86-74-8	Carbazole	370	U
84-74-2	Di-n-butylphthalate	370	U
206-44-0	Fluoranthene	43	J
129-00-0	Pyrene	38	J
85-68-7	Butylbenzylphthalate	370	U
91-94-1	3,3´-Dichlorobenzidine	370	U
56-55-3	Benzo(a)anthracene	370	U
218-01-9	Chrysene	370	U
117-81-7	Bis(2-ethylhexyl)phthalate	370	U
117-84-0	Di-n-octylphthalate	370	U
205-99-2	Benzo(b)fluoranthene	370	U
207-08-9	Benzo(k)fluoranthene	370	U
50-32-8	Benzo(a)pyrene	370	U
193-39-5	Indeno(1,2,3-cd)pyrene	370	U
53-70-3	Dibenzo(a,h)anthracene	370	U
191-24-2	Benzo(g,h,i)perylene	370	U

1K - FORM I SV-TIC

SEMIVOLATILE ORGANICS ANALYSIS DATA SHEET

TENTATIVELY IDENTIFIED COMPOUNDS

CLIENT SAMPLE NO.

690-SS-8A
(0-2")-O

Lab Name: MITKEM LABORATORIES Contract:

Lab Code: MITKEM Case No.: J1983 Mod. Ref No.: SDG No.: SJ1983

Matrix: (SOIL/SED/WATER) SOIL Lab Sample ID: J1983-06B

Sample wt/vol: 30.3 (g/mL) G Lab File ID: S3G9217.D

Level: (TRACE or LOW/MED) LOW Extraction: (Type) SONC

% Moisture: 12 Decanted: (Y/N) N Date Received: 10/12/2010

Concentrated Extract Volume: 1000 (uL) Date Extracted: 10/13/2010

Injection Volume: 1.0 (uL) GPC Factor: 1.00 Date Analyzed: 10/14/2010

GPC Cleanup: (Y/N) N pH: Dilution Factor: 1.0

CONCENTRATION UNITS: (ug/L or ug/Kg) UG/KG

CAS NUMBER	COMPOUND NAME	RT	EST. CONC.	Q
E96679€ [2]	Total Alkanes	N/A		

[2] EPA-designated Registry Number.

1D - FORM I SV-1

SEMIVOLATILE ORGANICS ANALYSIS DATA SHEET

CLIENT SAMPLE NO.

690-SS-8A
(2-2)-O

Lab Name: MITKEM LABORATORIES Contract:

Lab Code: MITKEM Case No.: J1983 Mod. Ref No.: SDG No.: SJ1983

Matrix: (SOIL/SED/WATER) SOIL Lab Sample ID: J1983-07B

Sample wt/vol: 30.0 (g/mL) G Lab File ID: S3G9218.D

Level: (LOW/MED) LOW Extraction: (Type) SONC

% Moisture: 22 Decanted: (Y/N) N Date Received: 10/12/2010

Concentrated Extract Volume: 1000 (uL) Date Extracted: 10/13/2010

Injection Volume: 1.0 (uL) GPC Factor: 1.00 Date Analyzed: 10/14/2010

GPC Cleanup: (Y/N) N pH: Dilution Factor: 1.0

CAS NO.	COMPOUND	CONCENTRATION UNITS: (ug/L or ug/Kg) UG/KG	Q
108-95-2	Phenol	420	U
111-44-4	Bis(2-chloroethyl)ether	420	U
95-57-8	2-Chlorophenol	420	U
541-73-1	1,3-Dichlorobenzene	420	U
106-46-7	1,4-Dichlorobenzene	420	U
95-50-1	1,2-Dichlorobenzene	420	U
95-48-7	2-Methylphenol	420	U
108-60-1	2,2'-oxybis(1-Chloropropane)	420	U
106-44-5	4-Methylphenol	420	U
621-64-7	N-Nitroso-di-n-propylamine	420	U
67-72-1	Hexachloroethane	420	U
98-95-3	Nitrobenzene	420	U
78-59-1	Isophorone	420	U
88-75-5	2-Nitrophenol	420	U
105-67-9	2,4-Dimethylphenol	420	U
120-83-2	2,4-Dichlorophenol	420	U
120-82-1	1,2,4-Trichlorobenzene	420	U
91-20-3	Naphthalene	420	U
106-47-8	4-Chloroaniline	420	U
111-91-1	Bis(2-chloroethoxy)methane	420	U
87-68-3	Hexachlorobutadiene	420	U
59-50-7	4-Chloro-3-methylphenol	420	U
91-57-6	2-Methylnaphthalene	420	U
77-47-4	Hexachlorocyclopentadiene	420	U
88-06-2	2,4,6-Trichlorophenol	420	U
95-95-4	2,4,5-Trichlorophenol	860	U
91-58-7	2-Chloronaphthalene	420	U
88-74-4	2-Nitroaniline	860	U
131-11-3	Dimethylphthalate	420	U
208-96-8	Acenaphthylene	420	U
606-20-2	2,6-Dinitrotoluene	420	U
99-09-2	3-Nitroaniline	860	U
83-32-9	Acenaphthene	420	U
51-28-5	2,4-Dinitrophenol	860	U
100-02-7	4-Nitrophenol	860	U
132-64-9	Dibenzofuran	420	U

1E - FORM I SV-2

SEMIVOLATILE ORGANICS ANALYSIS DATA SHEET

CLIENT SAMPLE NO.

690-SS-8A
(2-2)-O

Lab Name: MITKEM LABORATORIES Contract:

Lab Code: MITKEM Case No.: J1983 Mod. Ref No.: SDG No.: SJ1983

Matrix: (SOIL/SED/WATER) SOIL Lab Sample ID: J1983-07B

Sample wt/vol: 30.0 (g/mL) G Lab File ID: S3G9218.D

Level: (LOW/MED) LOW Extraction: (Type) SONC

% Moisture: 22 Decanted: (Y/N) N Date Received: 10/12/2010

Concentrated Extract Volume: 1000 (uL) Date Extracted: 10/13/2010

Injection Volume: 1.0 (uL) GPC Factor: 1.00 Date Analyzed: 10/14/2010

GPC Cleanup: (Y/N) N pH: Dilution Factor: 1.0

CAS NO.	COMPOUND	CONCENTRATION UNITS: (ug/L or ug/Kg) UG/KG	Q
121-14-2	2,4-Dinitrotoluene	420	U
84-66-2	Diethylphthalate	420	U
7005-72-3	4-Chlorophenyl-phenylether	420	U
86-73-7	Fluorene	420	U
100-01-6	4-Nitroaniline	860	U
534-52-1	4,6-Dinitro-2-methylphenol	860	U
86-30-6	N-Nitrosodiphenylamine	420	U
101-55-3	4-Bromophenyl-phenylether	420	U
118-74-1	Hexachlorobenzene	420	U
87-86-5	Pentachlorophenol	860	U
85-01-8	Phenanthrene	70	J
120-12-7	Anthracene	420	U
86-74-8	Carbazole	420	U
84-74-2	Di-n-butylphthalate	420	U
206-44-0	Fluoranthene	310	J
129-00-0	Pyrene	270	J
85-68-7	Butylbenzylphthalate	420	U
91-94-1	3,3'-Dichlorobenzidine	420	U
56-55-3	Benzo(a)anthracene	210	J
218-01-9	Chrysene	200	J
117-81-7	Bis(2-ethylhexyl)phthalate	420	U
117-84-0	Di-n-octylphthalate	420	U
205-99-2	Benzo(b)fluoranthene	390	J
207-08-9	Benzo(k)fluoranthene	140	J
50-32-8	Benzo(a)pyrene	250	J
193-39-5	Indeno(1,2,3-cd)pyrene	170	J
53-70-3	Dibenzo(a,h)anthracene	60	J
191-24-2	Benzo(g,h,i)perylene	210	J

1K - FORM I SV-TIC

SEMIVOLATILE ORGANICS ANALYSIS DATA SHEET

TENTATIVELY IDENTIFIED COMPOUNDS

CLIENT SAMPLE NO.

690-SS-8A
(2-2)-O

Lab Name: MITKEM LABORATORIES Contract:

Lab Code: MITKEM Case No.: J1983 Mod. Ref No.: SDG No.: SJ1983

Matrix: (SOIL/SED/WATER) SOIL Lab Sample ID: J1983-07B

Sample wt/vol: 30.0 (g/mL) G Lab File ID: S3G9218.D

Level: (TRACE or LOW/MED) LOW Extraction: (Type) SONC

% Moisture: 22 Decanted: (Y/N) N Date Received: 10/12/2010

Concentrated Extract Volume: 1000 (uL) Date Extracted: 10/13/2010

Injection Volume: 1.0 (uL) GPC Factor: 1.00 Date Analyzed: 10/14/2010

GPC Cleanup: (Y/N) N pH: Dilution Factor: 1.0

CONCENTRATION UNITS: (ug/L or ug/Kg) UG/KG

	CAS NUMBER	COMPOUND NAME	RT	EST. CONC.	Q
01	103-82-2	Benzeneacetic acid	6.239	210	NJ
02		Unknown-01	10.919	200	J
03	629-96-9	1-Eicosanol	11.432	560	NJ
04	630-03-5	Nonacosane	11.833	250	NJ
05	198-55-0	Perylene	11.907	300	NJ
06	638-67-5	Tricosane	12.308	400	NJ
	E966796[2]	Total Alkanes	N/A		

[2] EPA-designated Registry Number.

1D - FORM I SV-1

SEMIVOLATILE ORGANICS ANALYSIS DATA SHEET

CLIENT SAMPLE NO.

MB-54726

Lab Name: MITKEM LABORATORIES Contract:

Lab Code: MITKEM Case No.: J1983 Mod. Ref No.: SDG No.: SJ1983

Matrix: (SOIL/SED/WATER) SOIL Lab Sample ID: MB-54726

Sample wt/vol: 30.0 (g/mL) G Lab File ID: S3G9242.D

Level: (LOW/MED) LOW Extraction: (Type) SONC

% Moisture: Decanted: (Y/N) Date Received:

Concentrated Extract Volume: 1000 (uL) Date Extracted: 10/13/2010

Injection Volume: 1.0 (uL) GPC Factor: 1.00 Date Analyzed: 10/15/2010

GPC Cleanup: (Y/N) N pH: Dilution Factor: 1.0

CAS NO.	COMPOUND	CONCENTRATION UNITS: (ug/L or ug/Kg) UG/KG	Q
108-95-2	Phenol	330	U
111-44-4	Bis(2-chloroethyl)ether	330	U
95-57-8	2-Chlorophenol	330	U
541-73-1	1,3-Dichlorobenzene	330	U
106-46-7	1,4-Dichlorobenzene	330	U
95-50-1	1,2-Dichlorobenzene	330	U
95-48-7	2-Methylphenol	330	U
108-60-1	2,2´-oxybis(1-Chloropropane)	330	U
106-44-5	4-Methylphenol	330	U
621-64-7	N-Nitroso-di-n-propylamine	330	U
67-72-1	Hexachloroethane	330	U
98-95-3	Nitrobenzene	330	U
78-59-1	Isophorone	330	U
88-75-5	2-Nitrophenol	330	U
105-67-9	2,4-Dimethylphenol	330	U
120-83-2	2,4-Dichlorophenol	330	U
120-82-1	1,2,4-Trichlorobenzene	330	U
91-20-3	Naphthalene	330	U
106-47-8	4-Chloroaniline	330	U
111-91-1	Bis(2-chloroethoxy)methane	330	U
87-68-3	Hexachlorobutadiene	330	U
59-50-7	4-Chloro-3-methylphenol	330	U
91-57-6	2-Methylnaphthalene	330	U
77-47-4	Hexachlorocyclopentadiene	330	U
88-06-2	2,4,6-Trichlorophenol	330	U
95-95-4	2,4,5-Trichlorophenol	670	U
91-58-7	2-Chloronaphthalene	330	U
88-74-4	2-Nitroaniline	670	U
131-11-3	Dimethylphthalate	330	U
208-96-8	Acenaphthylene	330	U
606-20-2	2,6-Dinitrotoluene	330	U
99-09-2	3-Nitroaniline	670	U
83-32-9	Acenaphthene	330	U
51-28-5	2,4-Dinitrophenol	670	U
100-02-7	4-Nitrophenol	670	U
132-64-9	Dibenzofuran	330	U

1E - FORM I SV-2

SEMIVOLATILE ORGANICS ANALYSIS DATA SHEET

CLIENT SAMPLE NO.

MB-54726

Lab Name: MITKEM LABORATORIES Contract:

Lab Code: MITKEM Case No.: J1983 Mod. Ref No.: SDG No.: SJ1983

Matrix: (SOIL/SED/WATER) SOIL Lab Sample ID: MB-54726

Sample wt/vol: 30.0 (g/mL) G Lab File ID: S3G9242.D

Level: (LOW/MED) LOW Extraction: (Type) SONC

% Moisture: Decanted: (Y/N) Date Received:

Concentrated Extract Volume: 1000 (uL) Date Extracted: 10/13/2010

Injection Volume: 1.0 (uL) GPC Factor: 1.00 Date Analyzed: 10/15/2010

GPC Cleanup: (Y/N) N pH: Dilution Factor: 1.0

CAS NO.	COMPOUND	CONCENTRATION UNITS: (ug/L or ug/Kg) UG/KG	Q
121-14-2	2,4-Dinitrotoluene	330	U
84-66-2	Diethylphthalate	330	U
7005-72-3	4-Chlorophenyl-phenylether	330	U
86-73-7	Fluorene	330	U
100-01-6	4-Nitroaniline	670	U
534-52-1	4,6-Dinitro-2-methylphenol	670	U
86-30-6	N-Nitrosodiphenylamine	330	U
101-55-3	4-Bromophenyl-phenylether	330	U
118-74-1	Hexachlorobenzene	330	U
87-86-5	Pentachlorophenol	670	U
85-01-8	Phenanthrene	330	U
120-12-7	Anthracene	330	U
86-74-8	Carbazole	330	U
84-74-2	Di-n-butylphthalate	330	U
206-44-0	Fluoranthene	330	U
129-00-0	Pyrene	330	U
85-68-7	Butylbenzylphthalate	330	U
91-94-1	3,3'-Dichlorobenzidine	330	U
56-55-3	Benzo(a)anthracene	330	U
218-01-9	Chrysene	330	U
117-81-7	Bis(2-ethylhexyl)phthalate	330	U
117-84-0	Di-n-octylphthalate	330	U
205-99-2	Benzo(b)fluoranthene	330	U
207-08-9	Benzo(k)fluoranthene	330	U
50-32-8	Benzo(a)pyrene	330	U
193-39-5	Indeno(1,2,3-cd)pyrene	330	U
53-70-3	Dibenzo(a,h)anthracene	330	U
191-24-2	Benzo(g,h,i)perylene	330	U

1K - FORM I SV-TIC

SEMIVOLATILE ORGANICS ANALYSIS DATA SHEET

TENTATIVELY IDENTIFIED COMPOUNDS

CLIENT SAMPLE NO.

MB-54726

Lab Name: MITKEM LABORATORIES Contract:

Lab Code: MITKEM Case No.: J1983 Mod. Ref No.: SDG No.: SJ1983

Matrix: (SOIL/SED/WATER) SOIL Lab Sample ID: MB-54726

Sample wt/vol: 30.0 (g/mL) G Lab File ID: S3G9242.D

Level: (TRACE or LOW/MED) LOW Extraction: (Type) SONC

% Moisture: Decanted: (Y/N) Date Received:

Concentrated Extract Volume: 1000 (uL) Date Extracted: 10/13/2010

Injection Volume: 1.0 (uL) GPC Factor: 1.00 Date Analyzed: 10/15/2010

GPC Cleanup: (Y/N) N pH: Dilution Factor: 1.0

CONCENTRATION UNITS: (ug/L or ug/Kg) UG/KG

CAS NUMBER	COMPOUND NAME	RT	EST. CONC.	Q
E96679€ [2]	Total Alkanes	N/A		

[2] EPA-designated Registry Number.

1D - FORM I SV-1

SEMIVOLATILE ORGANICS ANALYSIS DATA SHEET

CLIENT SAMPLE NO.

LCS-54726

Lab Name: MITKEM LABORATORIES Contract:

Lab Code: MITKEM Case No.: J1983 Mod. Ref No.: SDG No.: SJ1983

Matrix: (SOIL/SED/WATER) SOIL Lab Sample ID: LCS-54726

Sample wt/vol: 30.0 (g/mL) G Lab File ID: S3G9243.D

Level: (LOW/MED) LOW Extraction: (Type) SONC

% Moisture: Decanted: (Y/N) Date Received:

Concentrated Extract Volume: 1000 (uL) Date Extracted: 10/13/2010

Injection Volume: 1.0 (uL) GPC Factor: 1.00 Date Analyzed: 10/15/2010

GPC Cleanup: (Y/N) N pH: Dilution Factor: 1.0

CAS NO.	COMPOUND	CONCENTRATION UNITS: (ug/L or ug/Kg) UG/KG	Q
108-95-2	Phenol	1500	
111-44-4	Bis(2-chloroethyl)ether	1500	
95-57-8	2-Chlorophenol	1500	
541-73-1	1,3-Dichlorobenzene	1400	
106-46-7	1,4-Dichlorobenzene	1400	
95-50-1	1,2-Dichlorobenzene	1400	
95-48-7	2-Methylphenol	1500	
108-60-1	2,2'-oxybis(1-Chloropropane)	1300	
106-44-5	4-Methylphenol	1600	
621-64-7	N-Nitroso-di-n-propylamine	1500	
67-72-1	Hexachloroethane	1400	
98-95-3	Nitrobenzene	1500	
78-59-1	Isophorone	1500	
88-75-5	2-Nitrophenol	1500	
105-67-9	2,4-Dimethylphenol	1700	
120-83-2	2,4-Dichlorophenol	1600	
120-82-1	1,2,4-Trichlorobenzene	1400	
91-20-3	Naphthalene	1500	
106-47-8	4-Chloroaniline	970	
111-91-1	Bis(2-chloroethoxy)methane	1500	
87-68-3	Hexachlorobutadiene	1400	
59-50-7	4-Chloro-3-methylphenol	1600	
91-57-6	2-Methylnaphthalene	1500	
77-47-4	Hexachlorocyclopentadiene	1500	
88-06-2	2,4,6-Trichlorophenol	1600	
95-95-4	2,4,5-Trichlorophenol	1600	
91-58-7	2-Chloronaphthalene	1400	
88-74-4	2-Nitroaniline	1500	
131-11-3	Dimethylphthalate	1500	
208-96-8	Acenaphthylene	1500	
606-20-2	2,6-Dinitrotoluene	1500	
99-09-2	3-Nitroaniline	1100	
83-32-9	Acenaphthene	1500	
51-28-5	2,4-Dinitrophenol	1700	
100-02-7	4-Nitrophenol	1600	
132-64-9	Dibenzofuran	1500	

1E - FORM I SV-2

SEMIVOLATILE ORGANICS ANALYSIS DATA SHEET

CLIENT SAMPLE NO.

LCS-54726

Lab Name: MITKEM LABORATORIES Contract:

Lab Code: MITKEM Case No.: J1983 Mod. Ref No.: SDG No.: SJ1983

Matrix: (SOIL/SED/WATER) SOIL Lab Sample ID: LCS-54726

Sample wt/vol: 30.0 (g/mL) G Lab File ID: S3G9243.D

Level: (LOW/MED) LOW Extraction: (Type) SONC

% Moisture: Decanted: (Y/N) Date Received:

Concentrated Extract Volume: 1000 (uL) Date Extracted: 10/13/2010

Injection Volume: 1.0 (uL) GPC Factor: 1.00 Date Analyzed: 10/15/2010

GPC Cleanup: (Y/N) N pH: Dilution Factor: 1.0

CAS NO.	COMPOUND	CONCENTRATION UNITS: (ug/L or ug/Kg) UG/KG	Q
121-14-2	2,4-Dinitrotoluene	1600	
84-66-2	Diethylphthalate	1500	
7005-72-3	4-Chlorophenyl-phenylether	1600	
86-73-7	Fluorene	1600	
100-01-6	4-Nitroaniline	810	
534-52-1	4,6-Dinitro-2-methylphenol	1700	
86-30-6	N-Nitrosodiphenylamine	1600	
101-55-3	4-Bromophenyl-phenylether	1500	
118-74-1	Hexachlorobenzene	1600	
87-86-5	Pentachlorophenol	1900	
85-01-8	Phenanthrene	1600	
120-12-7	Anthracene	1600	
86-74-8	Carbazole	1600	
84-74-2	Di-n-butylphthalate	1600	
206-44-0	Fluoranthene	1500	
129-00-0	Pyrene	1600	
85-68-7	Butylbenzylphthalate	1600	
91-94-1	3,3'-Dichlorobenzidine	1100	
56-55-3	Benzo(a)anthracene	1600	
218-01-9	Chrysene	1500	
117-81-7	Bis(2-ethylhexyl)phthalate	1800	
117-84-0	Di-n-octylphthalate	1800	
205-99-2	Benzo(b)fluoranthene	1500	
207-08-9	Benzo(k)fluoranthene	1600	
50-32-8	Benzo(a)pyrene	1600	
193-39-5	Indeno(1,2,3-cd)pyrene	1600	
53-70-3	Dibenzo(a,h)anthracene	1600	
191-24-2	Benzo(g,h,i)perylene	1600	

1D - FORM I SV-1

SEMIVOLATILE ORGANICS ANALYSIS DATA SHEET

CLIENT SAMPLE NO.

LCSD-54726

Lab Name: MITKEM LABORATORIES Contract:

Lab Code: MITKEM Case No.: J1983 Mod. Ref No.: SDG No.: SJ1983

Matrix: (SOIL/SED/WATER) SOIL Lab Sample ID: LCSD-54726

Sample wt/vol: 30.0 (g/mL) G Lab File ID: S3G9244.D

Level: (LOW/MED) LOW Extraction: (Type) SONC

% Moisture: Decanted: (Y/N) Date Received:

Concentrated Extract Volume: 1000 (uL) Date Extracted: 10/13/2010

Injection Volume: 1.0 (uL) GPC Factor: 1.00 Date Analyzed: 10/15/2010

GPC Cleanup: (Y/N) N pH: Dilution Factor: 1.0

CAS NO.	COMPOUND	CONCENTRATION UNITS: (ug/L or ug/Kg) UG/KG	Q
108-95-2	Phenol	1500	
111-44-4	Bis(2-chloroethyl)ether	1500	
95-57-8	2-Chlorophenol	1600	
541-73-1	1,3-Dichlorobenzene	1400	
106-46-7	1,4-Dichlorobenzene	1400	
95-50-1	1,2-Dichlorobenzene	1400	
95-48-7	2-Methylphenol	1600	
108-60-1	2,2'-oxybis(1-Chloropropane)	1300	
106-44-5	4-Methylphenol	1600	
621-64-7	N-Nitroso-di-n-propylamine	1500	
67-72-1	Hexachloroethane	1400	
98-95-3	Nitrobenzene	1400	
78-59-1	Isophorone	1400	
88-75-5	2-Nitrophenol	1500	
105-67-9	2,4-Dimethylphenol	1700	
120-83-2	2,4-Dichlorophenol	1500	
120-82-1	1,2,4-Trichlorobenzene	1400	
91-20-3	Naphthalene	1500	
106-47-8	4-Chloroaniline	970	
111-91-1	Bis(2-chloroethoxy)methane	1500	
87-68-3	Hexachlorobutadiene	1400	
59-50-7	4-Chloro-3-methylphenol	1500	
91-57-6	2-Methylnaphthalene	1400	
77-47-4	Hexachlorocyclopentadiene	1500	
88-06-2	2,4,6-Trichlorophenol	1500	
95-95-4	2,4,5-Trichlorophenol	1500	
91-58-7	2-Chloronaphthalene	1400	
88-74-4	2-Nitroaniline	1500	
131-11-3	Dimethylphthalate	1500	
208-96-8	Acenaphthylene	1500	
606-20-2	2,6-Dinitrotoluene	1400	
99-09-2	3-Nitroaniline	960	
83-32-9	Acenaphthene	1500	
51-28-5	2,4-Dinitrophenol	1600	
100-02-7	4-Nitrophenol	1500	
132-64-9	Dibenzofuran	1500	

1E - FORM I SV-2

SEMIVOLATILE ORGANICS ANALYSIS DATA SHEET

CLIENT SAMPLE NO.

LCSD-54726

Lab Name: MITKEM LABORATORIES Contract:

Lab Code: MITKEM Case No.: J1983 Mod. Ref No.: SDG No.: SJ1983

Matrix: (SOIL/SED/WATER) SOIL Lab Sample ID: LCSD-54726

Sample wt/vol: 30.0 (g/mL) G Lab File ID: S3G9244.D

Level: (LOW/MED) LOW Extraction: (Type) SONC

% Moisture: Decanted: (Y/N) Date Received:

Concentrated Extract Volume: 1000 (uL) Date Extracted: 10/13/2010

Injection Volume: 1.0 (uL) GPC Factor: 1.00 Date Analyzed: 10/15/2010

GPC Cleanup: (Y/N) N pH: Dilution Factor: 1.0

CAS NO.	COMPOUND	CONCENTRATION UNITS: (ug/L or ug/Kg) UG/KG	Q
121-14-2	2,4-Dinitrotoluene	1500	
84-66-2	Diethylphthalate	1400	
7005-72-3	4-Chlorophenyl-phenylether	1500	
86-73-7	Fluorene	1500	
100-01-6	4-Nitroaniline	740	
534-52-1	4,6-Dinitro-2-methylphenol	1500	
86-30-6	N-Nitrosodiphenylamine	1500	
101-55-3	4-Bromophenyl-phenylether	1400	
118-74-1	Hexachlorobenzene	1500	
87-86-5	Pentachlorophenol	1700	
85-01-8	Phenanthrene	1500	
120-12-7	Anthracene	1500	
86-74-8	Carbazole	1500	
84-74-2	Di-n-butylphthalate	1500	
206-44-0	Fluoranthene	1400	
129-00-0	Pyrene	1400	
85-68-7	Butylbenzylphthalate	1500	
91-94-1	3,3´-Dichlorobenzidine	1000	
56-55-3	Benzo(a)anthracene	1400	
218-01-9	Chrysene	1400	
117-81-7	Bis(2-ethylhexyl)phthalate	1600	
117-84-0	Di-n-octylphthalate	1600	
205-99-2	Benzo(b)fluoranthene	1500	
207-08-9	Benzo(k)fluoranthene	1500	
50-32-8	Benzo(a)pyrene	1400	
193-39-5	Indeno(1,2,3-cd)pyrene	1400	
53-70-3	Dibenzo(a,h)anthracene	1500	
191-24-2	Benzo(g,h,i)perylene	1400	

1G - FORM I PEST

PESTICIDE ORGANICS ANALYSIS DATA SHEET

EPA SAMPLE NO.

690-SS-8A (0-2")-O

Lab Name: MITKEM LABORATORIES Contract:

Lab Code: MITKEM Case No.: J1983 Mod. Ref No.: SDG No.: SJ1983

Matrix: (SOIL/SED/WATER) SOIL Lab Sample ID: J1983-06B

Sample wt/vol: 15.0 (g/mL) G Lab File ID: E5G4664F.D/E5G4664R.D

% Moisture: 12 Decanted: (Y/N) N Date Received: 10/12/2010

Extraction: (Type) SONC Date Extracted: 10/13/2010

Concentrated Extract Volume: 5000 (uL) Date Analyzed: 10/13/2010

Injection Volume: 1.0 (uL) GPC Factor: 1.00 Dilution Factor: 1.0

GPC Cleanup: (Y/N) N pH: Sulfur Cleanup: (Y/N) Y

CAS NO.	COMPOUND	CONCENTRATION UNITS: (ug/L or ug/Kg) µG/KG	Q
319-84-6	alpha-BHC	1.9	U
319-85-7	beta-BHC	1.9	U
319-86-8	delta-BHC	1.9	U
58-89-9	gamma-BHC (Lindane)	1.9	U
76-44-8	Heptachlor	1.9	U
309-00-2	Aldrin	1.9	U
1024-57-3	Heptachlor epoxide	1.9	U
959-98-8	Endosulfan I	1.9	U
60-57-1	Dieldrin	3.8	U
72-55-9	4,4´-DDE	3.8	U
72-20-8	Endrin	3.8	U
33213-65-9	Endosulfan II	3.8	U
72-54-8	4,4´-DDD	3.8	U
1031-07-8	Endosulfan sulfate	3.8	U
50-29-3	4,4´-DDT	3.8	U
72-43-5	Methoxychlor	19	U
53494-70-5	Endrin ketone	3.8	U
7421-93-4	Endrin aldehyde	3.8	U
5103-71-9	alpha-Chlordane	1.9	U
5103-74-2	gamma-Chlordane	1.9	U
8001-35-2	Toxaphene	190	U

1G - FORM I PEST

PESTICIDE ORGANICS ANALYSIS DATA SHEET

EPA SAMPLE NO.

690-SS-8A
(2-2)-O

Lab Name: MITKEM LABORATORIES Contract:

Lab Code: MITKEM Case No.: J1983 Mod. Ref No.: SDG No.: SJ1983

Matrix: (SOIL/SED/WATER) SOIL Lab Sample ID: J1983-07B

Sample wt/vol: 15.2 (g/mL) G Lab File ID: E5G4665F.D/E5G4665R.D

% Moisture: 22 Decanted: (Y/N) N Date Received: 10/12/2010

Extraction: (Type) SONC Date Extracted: 10/13/2010

Concentrated Extract Volume: 5000 (uL) Date Analyzed: 10/13/2010

Injection Volume: 1.0 (uL) GPC Factor: 1.00 Dilution Factor: 1.0

GPC Cleanup: (Y/N) N pH: Sulfur Cleanup: (Y/N) Y

CAS NO.	COMPOUND	CONCENTRATION UNITS: (ug/L or ug/Kg) µG/KG	Q
319-84-6	alpha-BHC	2.2	U
319-85-7	beta-BHC	2.2	U
319-86-8	delta-BHC	2.2	U
58-89-9	gamma-BHC (Lindane)	2.2	U
76-44-8	Heptachlor	2.2	U
309-00-2	Aldrin	2.2	U
1024-57-3	Heptachlor epoxide	2.2	U
959-98-8	Endosulfan I	2.2	U
60-57-1	Dieldrin	4.2	U
72-55-9	4,4´-DDE	4.2	U
72-20-8	Endrin	4.2	U
33213-65-9	Endosulfan II	4.2	U
72-54-8	4,4´-DDD	4.2	U
1031-07-8	Endosulfan sulfate	4.2	U
50-29-3	4,4´-DDT	4.2	U
72-43-5	Methoxychlor	22	U
53494-70-5	Endrin ketone	4.2	U
7421-93-4	Endrin aldehyde	4.2	U
5103-71-9	alpha-Chlordane	2.2	U
5103-74-2	gamma-Chlordane	2.2	U
8001-35-2	Toxaphene	220	U

1G - FORM I PEST

PESTICIDE ORGANICS ANALYSIS DATA SHEET

EPA SAMPLE NO.

MB-54728

Lab Name: MITKEM LABORATORIES Contract:

Lab Code: MITKEM Case No.: J1983 Mod. Ref No.: SDG No.: SJ1983

Matrix: (SOIL/SED/WATER) SOIL Lab Sample ID: MB-54728

Sample wt/vol: 15.0 (g/mL) G Lab File ID: E5G4661F.D/E5G4661R.D

% Moisture: Decanted: (Y/N) Date Received:

Extraction: (Type) SONC Date Extracted: 10/13/2010

Concentrated Extract Volume: 5000 (uL) Date Analyzed: 10/13/2010

Injection Volume: 1.0 (uL) GPC Factor: 1.00 Dilution Factor: 1.0

GPC Cleanup: (Y/N) N pH: Sulfur Cleanup: (Y/N) Y

CAS NO.	COMPOUND	CONCENTRATION UNITS: (ug/L or ug/Kg) µG/KG	Q
319-84-6	alpha-BHC	1.7	U
319-85-7	beta-BHC	1.7	U
319-86-8	delta-BHC	1.7	U
58-89-9	gamma-BHC (Lindane)	1.7	U
76-44-8	Heptachlor	1.7	U
309-00-2	Aldrin	1.7	U
1024-57-3	Heptachlor epoxide	1.7	U
959-98-8	Endosulfan I	1.7	U
60-57-1	Dieldrin	3.3	U
72-55-9	4,4´-DDE	3.3	U
72-20-8	Endrin	3.3	U
33213-65-9	Endosulfan II	3.3	U
72-54-8	4,4´-DDD	3.3	U
1031-07-8	Endosulfan sulfate	3.3	U
50-29-3	4,4´-DDT	3.3	U
72-43-5	Methoxychlor	17	U
53494-70-5	Endrin ketone	3.3	U
7421-93-4	Endrin aldehyde	3.3	U
5103-71-9	alpha-Chlordane	1.7	U
5103-74-2	gamma-Chlordane	1.7	U
8001-35-2	Toxaphene	170	U

1G - FORM I PEST

PESTICIDE ORGANICS ANALYSIS DATA SHEET

EPA SAMPLE NO.

LCS-54728(1)

Lab Name: MITKEM LABORATORIES Contract:

Lab Code: MITKEM Case No.: J1983 Mod. Ref No.: SDG No.: SJ1983

Matrix: (SOIL/SED/WATER) SOIL Lab Sample ID: LCS-54728

Sample wt/vol: 15 (g/mL) G Lab File ID: E5G4662F.D

% Moisture: Decanted: (Y/N) Date Received:

Extraction: (Type) SONC Date Extracted: 10/13/2010

Concentrated Extract Volume: 5000 (uL) Date Analyzed: 10/13/2010

Injection Volume: 1.0 (uL) GPC Factor: 1.00 Dilution Factor: 1.0

GPC Cleanup: (Y/N) N pH: Sulfur Cleanup: (Y/N) Y

CAS NO.	COMPOUND	CONCENTRATION UNITS: (ug/L or ug/Kg) µG/KG	Q
319-84-6	alpha-BHC	6.3	
319-85-7	beta-BHC	6.4	
319-86-8	delta-BHC	6.7	
58-89-9	gamma-BHC (Lindane)	6.2	
76-44-8	Heptachlor	6.1	
309-00-2	Aldrin	6.3	
1024-57-3	Heptachlor epoxide	6.4	
959-98-8	Endosulfan I	5.9	
60-57-1	Dieldrin	14	
72-55-9	4,4´-DDE	14	
72-20-8	Endrin	14	
33213-65-9	Endosulfan II	13	
72-54-8	4,4´-DDD	13	
1031-07-8	Endosulfan sulfate	14	
50-29-3	4,4´-DDT	13	
72-43-5	Methoxychlor	66	
53494-70-5	Endrin ketone	14	
7421-93-4	Endrin aldehyde	13	
5103-71-9	alpha-Chlordane	6.8	
5103-74-2	gamma-Chlordane	6.3	
8001-35-2	Toxaphene	170	U

1G - FORM I PEST

PESTICIDE ORGANICS ANALYSIS DATA SHEET

EPA SAMPLE NO.

LCS-54728(2)

Lab Name: MITKEM LABORATORIES Contract:

Lab Code: MITKEM Case No.: J1983 Mod. Ref No.: SDG No.: SJ1983

Matrix: (SOIL/SED/WATER) SOIL Lab Sample ID: LCS-54728

Sample wt/vol: 15 (g/mL) G Lab File ID: E5G4662R.D

% Moisture: Decanted: (Y/N) Date Received:

Extraction: (Type) SONC Date Extracted: 10/13/2010

Concentrated Extract Volume: 5000 (uL) Date Analyzed: 10/13/2010

Injection Volume: 1.0 (uL) GPC Factor: 1.00 Dilution Factor: 1.0

GPC Cleanup: (Y/N) N pH: Sulfur Cleanup: (Y/N) Y

CAS NO.	COMPOUND	CONCENTRATION UNITS: (ug/L or ug/Kg) µG/KG	Q
319-84-6	alpha-BHC	6.5	
319-85-7	beta-BHC	6.6	
319-86-8	delta-BHC	7.0	
58-89-9	gamma-BHC (Lindane)	6.6	
76-44-8	Heptachlor	6.6	
309-00-2	Aldrin	6.8	
1024-57-3	Heptachlor epoxide	6.7	
959-98-8	Endosulfan I	6.3	
60-57-1	Dieldrin	15	
72-55-9	4,4´-DDE	15	
72-20-8	Endrin	15	
33213-65-9	Endosulfan II	14	
72-54-8	4,4´-DDD	15	
1031-07-8	Endosulfan sulfate	15	
50-29-3	4,4´-DDT	14	
72-43-5	Methoxychlor	75	
53494-70-5	Endrin ketone	16	
7421-93-4	Endrin aldehyde	15	
5103-71-9	alpha-Chlordane	7.2	
5103-74-2	gamma-Chlordane	6.9	
8001-35-2	Toxaphene	170	U

1G - FORM I PEST

PESTICIDE ORGANICS ANALYSIS DATA SHEET

EPA SAMPLE NO.

LCSD-54728(1)

Lab Name: MITKEM LABORATORIES Contract:

Lab Code: MITKEM Case No.: J1983 Mod. Ref No.: SDG No.: SJ1983

Matrix: (SOIL/SED/WATER) SOIL Lab Sample ID: LCSD-54728

Sample wt/vol: 15 (g/mL) G Lab File ID: E5G4663F.D

% Moisture: Decanted: (Y/N) Date Received:

Extraction: (Type) SONC Date Extracted: 10/13/2010

Concentrated Extract Volume: 5000 (uL) Date Analyzed: 10/13/2010

Injection Volume: 1.0 (uL) GPC Factor: 1.00 Dilution Factor: 1.0

GPC Cleanup: (Y/N) N pH: Sulfur Cleanup: (Y/N) Y

CAS NO.	COMPOUND	CONCENTRATION UNITS: (ug/L or ug/Kg) µG/KG	Q
319-84-6	alpha-BHC	6.7	
319-85-7	beta-BHC	6.2	
319-86-8	delta-BHC	6.8	
58-89-9	gamma-BHC (Lindane)	6.6	
76-44-8	Heptachlor	6.5	
309-00-2	Aldrin	6.5	
1024-57-3	Heptachlor epoxide	6.4	
959-98-8	Endosulfan I	6.3	
60-57-1	Dieldrin	14	
72-55-9	4,4´-DDE	13	
72-20-8	Endrin	14	
33213-65-9	Endosulfan II	13	
72-54-8	4,4´-DDD	13	
1031-07-8	Endosulfan sulfate	13	
50-29-3	4,4´-DDT	12	
72-43-5	Methoxychlor	64	
53494-70-5	Endrin ketone	13	
7421-93-4	Endrin aldehyde	13	
5103-71-9	alpha-Chlordane	6.9	
5103-74-2	gamma-Chlordane	6.3	
8001-35-2	Toxaphene	170	U

1G - FORM I PEST

PESTICIDE ORGANICS ANALYSIS DATA SHEET

EPA SAMPLE NO.

LCSD-54728(2)

Lab Name: MITKEM LABORATORIES Contract:

Lab Code: MITKEM Case No.: J1983 Mod. Ref No.: SDG No.: SJ1983

Matrix: (SOIL/SED/WATER) SOIL Lab Sample ID: LCSD-54728

Sample wt/vol: 15 (g/mL) G Lab File ID: E5G4663R.D

% Moisture: Decanted: (Y/N) Date Received:

Extraction: (Type) SONC Date Extracted: 10/13/2010

Concentrated Extract Volume: 5000 (uL) Date Analyzed: 10/13/2010

Injection Volume: 1.0 (uL) GPC Factor: 1.00 Dilution Factor: 1.0

GPC Cleanup: (Y/N) N pH: Sulfur Cleanup: (Y/N) Y

CAS NO.	COMPOUND	CONCENTRATION UNITS: (ug/L or ug/Kg) µG/KG	Q
319-84-6	alpha-BHC	6.8	
319-85-7	beta-BHC	6.2	
319-86-8	delta-BHC	6.9	
58-89-9	gamma-BHC (Lindane)	6.8	
76-44-8	Heptachlor	6.8	
309-00-2	Aldrin	6.9	
1024-57-3	Heptachlor epoxide	6.6	
959-98-8	Endosulfan I	6.6	
60-57-1	Dieldrin	14	
72-55-9	4,4´-DDE	14	
72-20-8	Endrin	14	
33213-65-9	Endosulfan II	14	
72-54-8	4,4´-DDD	14	
1031-07-8	Endosulfan sulfate	15	
50-29-3	4,4´-DDT	13	
72-43-5	Methoxychlor	71	
53494-70-5	Endrin ketone	15	
7421-93-4	Endrin aldehyde	15	
5103-71-9	alpha-Chlordane	7.2	
5103-74-2	gamma-Chlordane	6.6	
8001-35-2	Toxaphene	170	U

1H - FORM I ARO

AROCLOR ORGANICS ANALYSIS DATA SHEET

CLIENT SAMPLE NO.

690-SB-104
(2"-2')-O

Lab Name: MITKEM LABORATORIES Contract:

Lab Code: MITKEM Case No.: J1983 Mod. Ref No.: SDG No.: SJ1983

Matrix: (SOIL/SED/WATER) SOIL Lab Sample ID: J1983-02A

Sample wt/vol: 15.4 (g/mL) G Lab File ID: E2J7990F.D/E2J7990R.D

% Moisture: 20 Decanted: (Y/N) N Date Received: 10/12/2010

Extraction: (Type) SONC Date Extracted: 10/13/2010

Concentrated Extract Volume: 5000 (uL) Date Analyzed: 10/14/2010

Injection Volume: 1.0 (uL) GPC Factor: 1.00 Dilution Factor: 1.0

GPC Cleanup: (Y/N) N pH: Sulfur Cleanup: (Y/N) Y

Acid Cleanup: (Y/N) Y

CAS NO.	COMPOUND	CONCENTRATION UNITS: (ug/L or ug/Kg) µG/KG	Q
12674-11-2	Aroclor-1016	40	U
11104-28-2	Aroclor-1221	40	U
11141-16-5	Aroclor-1232	40	U
53469-21-9	Aroclor-1242	40	U
12672-29-6	Aroclor-1248	40	U
11097-69-1	Aroclor-1254	40	U
11096-82-5	Aroclor-1260	110	

1H - FORM I ARO

AROCLOR ORGANICS ANALYSIS DATA SHEET

CLIENT SAMPLE NO.

690-SB-104
(2'-4')-O

Lab Name: MITKEM LABORATORIES Contract:

Lab Code: MITKEM Case No.: J1983 Mod. Ref No.: SDG No.: SJ1983

Matrix: (SOIL/SED/WATER) SOIL Lab Sample ID: J1983-03A

Sample wt/vol: 15.1 (g/mL) G Lab File ID: E2J7991F.D/E2J7991R.D

% Moisture: 23 Decanted: (Y/N) N Date Received: 10/12/2010

Extraction: (Type) SONC Date Extracted: 10/13/2010

Concentrated Extract Volume: 5000 (uL) Date Analyzed: 10/14/2010

Injection Volume: 1.0 (uL) GPC Factor: 1.00 Dilution Factor: 1.0

GPC Cleanup: (Y/N) N pH: Sulfur Cleanup: (Y/N) Y

Acid Cleanup: (Y/N) Y

CAS NO.	COMPOUND	CONCENTRATION UNITS: (ug/L or ug/Kg) µG/KG	Q
12674-11-2	Aroclor-1016	43	U
11104-28-2	Aroclor-1221	43	U
11141-16-5	Aroclor-1232	43	U
53469-21-9	Aroclor-1242	43	U
12672-29-6	Aroclor-1248	43	U
11097-69-1	Aroclor-1254	43	U
11096-82-5	Aroclor-1260	43	U

1H - FORM I ARO

AROCLOR ORGANICS ANALYSIS DATA SHEET

CLIENT SAMPLE NO.

690-SB-105
(2"-2')-O

Lab Name: MITKEM LABORATORIES Contract:

Lab Code: MITKEM Case No.: J1983 Mod. Ref No.: SDG No.: SJ1983

Matrix: (SOIL/SED/WATER) SOIL Lab Sample ID: J1983-04A

Sample wt/vol: 15.3 (g/mL) G Lab File ID: E2J7992F.D/E2J7992R.D

% Moisture: 15 Decanted: (Y/N) N Date Received: 10/12/2010

Extraction: (Type) SONC Date Extracted: 10/13/2010

Concentrated Extract Volume: 5000 (uL) Date Analyzed: 10/14/2010

Injection Volume: 1.0 (uL) GPC Factor: 1.00 Dilution Factor: 1.0

GPC Cleanup: (Y/N) N pH: Sulfur Cleanup: (Y/N) Y

Acid Cleanup: (Y/N) Y

CAS NO.	COMPOUND	CONCENTRATION UNITS: (ug/L or ug/Kg) µG/KG	Q
12674-11-2	Aroclor-1016	38	U
11104-28-2	Aroclor-1221	38	U
11141-16-5	Aroclor-1232	38	U
53469-21-9	Aroclor-1242	38	U
12672-29-6	Aroclor-1248	38	U
11097-69-1	Aroclor-1254	38	U
11096-82-5	Aroclor-1260	43	

1H - FORM I ARO

AROCLOR ORGANICS ANALYSIS DATA SHEET

CLIENT SAMPLE NO.

690-SB-105
(2'-4')-O

Lab Name: MITKEM LABORATORIES Contract:

Lab Code: MITKEM Case No.: J1983 Mod. Ref No.: SDG No.: SJ1983

Matrix: (SOIL/SED/WATER) SOIL Lab Sample ID: J1983-05A

Sample wt/vol: 15.5 (g/mL) G Lab File ID: E2J7993F.D/E2J7993R.D

% Moisture: 16 Decanted: (Y/N) N Date Received: 10/12/2010

Extraction: (Type) SONC Date Extracted: 10/13/2010

Concentrated Extract Volume: 5000 (uL) Date Analyzed: 10/14/2010

Injection Volume: 1.0 (uL) GPC Factor: 1.00 Dilution Factor: 1.0

GPC Cleanup: (Y/N) N pH: Sulfur Cleanup: (Y/N) Y

Acid Cleanup: (Y/N) Y

CAS NO.	COMPOUND	CONCENTRATION UNITS: (ug/L or ug/Kg) µG/KG	Q
12674-11-2	Aroclor-1016	38	U
11104-28-2	Aroclor-1221	38	U
11141-16-5	Aroclor-1232	38	U
53469-21-9	Aroclor-1242	38	U
12672-29-6	Aroclor-1248	38	U
11097-69-1	Aroclor-1254	38	U
11096-82-5	Aroclor-1260	40	

1H - FORM I ARO

AROCLOR ORGANICS ANALYSIS DATA SHEET

CLIENT SAMPLE NO.

690-SS-8A
(0-2")-O

Lab Name: MITKEM LABORATORIES Contract:

Lab Code: MITKEM Case No.: J1983 Mod. Ref No.: SDG No.: SJ1983

Matrix: (SOIL/SED/WATER) SOIL Lab Sample ID: J1983-06B

Sample wt/vol: 15.0 (g/mL) G Lab File ID: E2J7994F.D/E2J7994R.D

% Moisture: 12 Decanted: (Y/N) N Date Received: 10/12/2010

Extraction: (Type) SONC Date Extracted: 10/13/2010

Concentrated Extract Volume: 5000 (uL) Date Analyzed: 10/14/2010

Injection Volume: 1.0 (uL) GPC Factor: 1.00 Dilution Factor: 1.0

GPC Cleanup: (Y/N) N pH: Sulfur Cleanup: (Y/N) Y

Acid Cleanup: (Y/N) Y

CAS NO.	COMPOUND	CONCENTRATION UNITS: (ug/L or ug/Kg) µG/KG	Q
12674-11-2	Aroclor-1016	38	U
11104-28-2	Aroclor-1221	38	U
11141-16-5	Aroclor-1232	38	U
53469-21-9	Aroclor-1242	38	U
12672-29-6	Aroclor-1248	38	U
11097-69-1	Aroclor-1254	38	U
11096-82-5	Aroclor-1260	38	U

1H - FORM I ARO

AROCLOR ORGANICS ANALYSIS DATA SHEET

CLIENT SAMPLE NO.

690-SS-8A
(2-2)-O

Lab Name: MITKEM LABORATORIES Contract:

Lab Code: MITKEM Case No.: J1983 Mod. Ref No.: SDG No.: SJ1983

Matrix: (SOIL/SED/WATER) SOIL Lab Sample ID: J1983-07B

Sample wt/vol: 15.2 (g/mL) G Lab File ID: E2J7995F.D/E2J7995R.D

% Moisture: 22 Decanted: (Y/N) N Date Received: 10/12/2010

Extraction: (Type) SONC Date Extracted: 10/13/2010

Concentrated Extract Volume: 5000 (uL) Date Analyzed: 10/14/2010

Injection Volume: 1.0 (uL) GPC Factor: 1.00 Dilution Factor: 1.0

GPC Cleanup: (Y/N) N pH: Sulfur Cleanup: (Y/N) Y

Acid Cleanup: (Y/N) Y

CAS NO.	COMPOUND	CONCENTRATION UNITS: (ug/L or ug/Kg) µG/KG	Q
12674-11-2	Aroclor-1016	42	U
11104-28-2	Aroclor-1221	42	U
11141-16-5	Aroclor-1232	42	U
53469-21-9	Aroclor-1242	42	U
12672-29-6	Aroclor-1248	42	U
11097-69-1	Aroclor-1254	42	U
11096-82-5	Aroclor-1260	42	U

1H - FORM I ARO

AROCLOR ORGANICS ANALYSIS DATA SHEET

CLIENT SAMPLE NO.

MB-54727

Lab Name: MITKEM LABORATORIES Contract:

Lab Code: MITKEM Case No.: J1983 Mod. Ref No.: SDG No.: SJ1983

Matrix: (SOIL/SED/WATER) SOIL Lab Sample ID: MB-54727

Sample wt/vol: 15.0 (g/mL) G Lab File ID: E2J7987F.D/E2J7987R.D

% Moisture: Decanted: (Y/N) Date Received:

Extraction: (Type) SONC Date Extracted: 10/13/2010

Concentrated Extract Volume: 5000 (uL) Date Analyzed: 10/14/2010

Injection Volume: 1.0 (uL) GPC Factor: 1.00 Dilution Factor: 1.0

GPC Cleanup: (Y/N) N pH: Sulfur Cleanup: (Y/N) Y

Acid Cleanup: (Y/N) Y

CAS NO.	COMPOUND	CONCENTRATION UNITS: (ug/L or ug/Kg) µG/KG	Q
12674-11-2	Aroclor-1016	33	U
11104-28-2	Aroclor-1221	33	U
11141-16-5	Aroclor-1232	33	U
53469-21-9	Aroclor-1242	33	U
12672-29-6	Aroclor-1248	33	U
11097-69-1	Aroclor-1254	33	U
11096-82-5	Aroclor-1260	33	U

1H - FORM I ARO

AROCLOR ORGANICS ANALYSIS DATA SHEET

CLIENT SAMPLE NO.

LCS-54727(1)

Lab Name: MITKEM LABORATORIES Contract:

Lab Code: MITKEM Case No.: J1983 Mod. Ref No.: SDG No.: SJ1983

Matrix: (SOIL/SED/WATER) SOIL Lab Sample ID: LCS-54727

Sample wt/vol: 15 (g/mL) G Lab File ID: E2J7988F.D

% Moisture: Decanted: (Y/N) Date Received:

Extraction: (Type) SONC Date Extracted: 10/13/2010

Concentrated Extract Volume: 5000 (uL) Date Analyzed: 10/14/2010

Injection Volume: 1.0 (uL) GPC Factor: 1.00 Dilution Factor: 1.0

GPC Cleanup: (Y/N) N pH: Sulfur Cleanup: (Y/N) Y

Acid Cleanup: (Y/N) Y

CAS NO.	COMPOUND	CONCENTRATION UNITS: (ug/L or ug/Kg) µG/KG	Q
12674-11-2	Aroclor-1016	150	
11104-28-2	Aroclor-1221	33	U
11141-16-5	Aroclor-1232	33	U
53469-21-9	Aroclor-1242	33	U
12672-29-6	Aroclor-1248	33	U
11097-69-1	Aroclor-1254	33	U
11096-82-5	Aroclor-1260	150	

1H - FORM I ARO

AROCLOR ORGANICS ANALYSIS DATA SHEET

CLIENT SAMPLE NO.

LCS-54727(2)

Lab Name: MITKEM LABORATORIES Contract:

Lab Code: MITKEM Case No.: J1983 Mod. Ref No.: SDG No.: SJ1983

Matrix: (SOIL/SED/WATER) SOIL Lab Sample ID: LCS-54727

Sample wt/vol: 15 (g/mL) G Lab File ID: E2J7988R.D

% Moisture: Decanted: (Y/N) Date Received:

Extraction: (Type) SONC Date Extracted: 10/13/2010

Concentrated Extract Volume: 5000 (uL) Date Analyzed: 10/14/2010

Injection Volume: 1.0 (uL) GPC Factor: 1.00 Dilution Factor: 1.0

GPC Cleanup: (Y/N) N pH: Sulfur Cleanup: (Y/N) Y

Acid Cleanup: (Y/N) Y

CAS NO.	COMPOUND	CONCENTRATION UNITS: (ug/L or ug/Kg) µG/KG	Q
12674-11-2	Aroclor-1016	130	
11104-28-2	Aroclor-1221	33	U
11141-16-5	Aroclor-1232	33	U
53469-21-9	Aroclor-1242	33	U
12672-29-6	Aroclor-1248	33	U
11097-69-1	Aroclor-1254	33	U
11096-82-5	Aroclor-1260	130	

1H - FORM I ARO

AROCLOR ORGANICS ANALYSIS DATA SHEET

CLIENT SAMPLE NO.
LCSD-54727(1)

Lab Name: MITKEM LABORATORIES Contract:

Lab Code: MITKEM Case No.: J1983 Mod. Ref No.: SDG No.: SJ1983

Matrix: (SOIL/SED/WATER) SOIL Lab Sample ID: LCSD-54727

Sample wt/vol: 15 (g/mL) G Lab File ID: E2J7989F.D

% Moisture: Decanted: (Y/N) Date Received:

Extraction: (Type) SONC Date Extracted: 10/13/2010

Concentrated Extract Volume: 5000 (uL) Date Analyzed: 10/14/2010

Injection Volume: 1.0 (uL) GPC Factor: 1.00 Dilution Factor: 1.0

GPC Cleanup: (Y/N) N pH: Sulfur Cleanup: (Y/N) Y

Acid Cleanup: (Y/N) Y

CAS NO.	COMPOUND	CONCENTRATION UNITS: (ug/L or ug/Kg) µG/KG	Q
12674-11-2	Aroclor-1016	140	
11104-28-2	Aroclor-1221	33	U
11141-16-5	Aroclor-1232	33	U
53469-21-9	Aroclor-1242	33	U
12672-29-6	Aroclor-1248	33	U
11097-69-1	Aroclor-1254	33	U
11096-82-5	Aroclor-1260	140	

1H - FORM I ARO

AROCLOR ORGANICS ANALYSIS DATA SHEET

CLIENT SAMPLE NO.
LCSD-54727(2)

Lab Name: MITKEM LABORATORIES Contract:

Lab Code: MITKEM Case No.: J1983 Mod. Ref No.: SDG No.: SJ1983

Matrix: (SOIL/SED/WATER) SOIL Lab Sample ID: LCSD-54727

Sample wt/vol: 15 (g/mL) G Lab File ID: E2J7989R.D

% Moisture: Decanted: (Y/N) Date Received:

Extraction: (Type) SONC Date Extracted: 10/13/2010

Concentrated Extract Volume: 5000 (uL) Date Analyzed: 10/14/2010

Injection Volume: 1.0 (uL) GPC Factor: 1.00 Dilution Factor: 1.0

GPC Cleanup: (Y/N) N pH: Sulfur Cleanup: (Y/N) Y

Acid Cleanup: (Y/N) Y

CAS NO.	COMPOUND	CONCENTRATION UNITS: (ug/L or ug/Kg) µG/KG	Q
12674-11-2	Aroclor-1016	130	
11104-28-2	Aroclor-1221	33	U
11141-16-5	Aroclor-1232	33	U
53469-21-9	Aroclor-1242	33	U
12672-29-6	Aroclor-1248	33	U
11097-69-1	Aroclor-1254	33	U
11096-82-5	Aroclor-1260	130	

U.S. EPA - CLP

1

INORGANIC ANALYSIS DATA SHEET

EPA SAMPLE NO.

690-SB-53 (0.6'-2.6')-O

Lab Name: Mitkem Laboratories Contract: 208492

Lab Code: MITKEM Case No.: SAS No.: SDG No.: SJ1983

Matrix (soil/water): SOIL Lab Sample ID: J1983-01

Level (low/med): MED Date Received: 10/12/2010

% Solids: 84.0

Concentration Units (ug/L or mg/kg dry weight): MG/KG

CAS No.	Analyte	Concentration	C	Q	M
7429-90-5	Aluminum	2610			P
7440-36-0	Antimony	0.29	U	N	P
7440-38-2	Arsenic	2.7			P
7440-39-3	Barium	15.4			P
7440-41-7	Beryllium	0.15	B		P
7440-43-9	Cadmium	0.14	B		P
7440-70-2	Calcium	61100		*	P
7440-47-3	Chromium	4.5		E	P
7440-48-4	Cobalt	2.3		E	P
7440-50-8	Copper	7.2			P
7439-89-6	Iron	7800		E	P
7439-92-1	Lead	4.9		NE	P
7439-95-4	Magnesium	14700		*E	P
7439-96-5	Manganese	250		E	P
7439-97-6	Mercury	0.0024	U		CV
7440-02-0	Nickel	6.0		E	P
7440-09-7	Potassium	864			P
7782-49-2	Selenium	0.48	U		P
7440-22-4	Silver	0.048	U		P
7440-23-5	Sodium	118		E	P
7440-28-0	Thallium	0.26	B		P
7440-62-2	Vanadium	7.5		*	P
7440-66-6	Zinc	18.4			P

Comments:

U.S. EPA - CLP

1

INORGANIC ANALYSIS DATA SHEET

EPA SAMPLE NO.

690-SS-8A (0-2")-O

Lab Name: Mitkem Laboratories Contract: 208492

Lab Code: MITKEM Case No.: SAS No.: SDG No.: SJ1983

Matrix (soil/water): SOIL Lab Sample ID: J1983-06

Level (low/med): MED Date Received: 10/12/2010

% Solids: 88.0

Concentration Units (ug/L or mg/kg dry weight): MG/KG

CAS No.	Analyte	Concentration	C	Q	M
7429-90-5	Aluminum	3650			P
7440-36-0	Antimony	0.28	U	N	P
7440-38-2	Arsenic	2.5			P
7440-39-3	Barium	25.2			P
7440-41-7	Beryllium	0.17	B		P
7440-43-9	Cadmium	0.25			P
7440-70-2	Calcium	43500		*	P
7440-47-3	Chromium	6.5		E	P
7440-48-4	Cobalt	3.1		E	P
7440-50-8	Copper	11.9			P
7439-89-6	Iron	9080		E	P
7439-92-1	Lead	12.0		NE	P
7439-95-4	Magnesium	12900		*E	P
7439-96-5	Manganese	250		E	P
7439-97-6	Mercury	0.039	B		CV
7440-02-0	Nickel	6.9		E	P
7440-09-7	Potassium	548			P
7782-49-2	Selenium	0.48	U		P
7440-22-4	Silver	0.048	U		P
7440-23-5	Sodium	81.5		E	P
7440-28-0	Thallium	0.31	B		P
7440-62-2	Vanadium	10.6		*	P
7440-66-6	Zinc	47.0			P

Comments:

U.S. EPA - CLP

1

INORGANIC ANALYSIS DATA SHEET

EPA SAMPLE NO.

690-SS-8A (2-2)-O

Lab Name: Mitkem Laboratories Contract: 208492

Lab Code: MITKEM Case No.: SAS No.: SDG No.: SJ1983

Matrix (soil/water): SOIL Lab Sample ID: J1983-07

Level (low/med): MED Date Received: 10/12/2010

% Solids: 78.0

Concentration Units (ug/L or mg/kg dry weight): MG/KG

CAS No.	Analyte	Concentration	C	Q	M
7429-90-5	Aluminum	6860			P
7440-36-0	Antimony	0.42	U	N	P
7440-38-2	Arsenic	3.2			P
7440-39-3	Barium	46.7			P
7440-41-7	Beryllium	0.28	B		P
7440-43-9	Cadmium	0.29			P
7440-70-2	Calcium	26400		*	P
7440-47-3	Chromium	9.2		E	P
7440-48-4	Cobalt	4.2		E	P
7440-50-8	Copper	25.0			P
7439-89-6	Iron	11300		E	P
7439-92-1	Lead	25.0		NE	P
7439-95-4	Magnesium	5250		*E	P
7439-96-5	Manganese	276		E	P
7439-97-6	Mercury	0.049			CV
7440-02-0	Nickel	10.2		E	P
7440-09-7	Potassium	915			P
7782-49-2	Selenium	0.72	U		P
7440-22-4	Silver	0.072	U		P
7440-23-5	Sodium	92.7		E	P
7440-28-0	Thallium	0.24	U		P
7440-62-2	Vanadium	21.4		*	P
7440-66-6	Zinc	55.2			P

Comments:

Report Date:
07-Feb-11 16:03

☐ Final Report
☐ Re-Issued Report
☑ Revised Report

MITKEM LABORATORIES

A DIVISION OF SPECTRUM ANALYTICAL, INC. Featuring HANIBAL TECHNOLOGY

Laboratory Report

LaBella Associates
300 State Street, Suite 201
Rochester, NY 14614

Work Order: J1983
Project : 690 Saint Paul Street
Project #: 208492

Attn: Dan Noll

Laboratory ID	Client Sample ID	Matrix	Date Sampled	Date Received
J1983-01	690-SB-53 (0.6'-2.6')-O	Soil	05-Oct-10 12:00	09-Oct-11 08:25
J1983-02	690-SB-104 (2"-2')-O	Soil	05-Oct-10 11:00	09-Oct-11 08:25
J1983-03	690-SB-104 (2'-4')-O	Soil	05-Oct-10 11:05	09-Oct-11 08:25
J1983-04	690-SB-105 (2"-2')-O	Soil	05-Oct-10 11:15	09-Oct-11 08:25
J1983-05	690-SB-105 (2'-4')-O	Soil	05-Oct-10 11:20	09-Oct-11 08:25
J1983-06	690-SS-8A (0-2")-O	Soil	05-Oct-10 10:30	09-Oct-11 08:25
J1983-07	690-SS-8A (2"-2')-O	Soil	05-Oct-10 10:35	09-Oct-11 08:25
J1983-07	690-SS-8A (2-2)-O	Soil	05-Oct-10 10:35	09-Oct-11 08:25
J1983-08	690-SB-106A (8.0'-11.9')-O	Soil	07-Oct-10 13:45	09-Oct-11 08:25
J1983-09	690-SB-119 (8.0'-11.4')-O	Soil	07-Oct-10 10:30	09-Oct-11 08:25
J1983-10	690-SB-120 (8.0'-11.0')-O	Soil	07-Oct-10 11:00	09-Oct-11 08:25
J1983-11	690-SB-122 (8.0'-11.0')-O	Soil	07-Oct-10 12:00	09-Oct-11 08:25
J1983-12	690-SB-108A (8.0-11.7')-O	Soil	07-Oct-10 14:30	09-Oct-11 08:25
J1983-13	690-SB-108-O	Aqueous	05-Oct-10 08:00	09-Oct-11 08:25
J1983-14	690-TRIP BLANK-O	Aqueous	05-Oct-10 00:00	09-Oct-11 08:25

I attest that the information contained within the report has been reviewed for accuracy and checked against the quaility control requirements for each method. The results relate only to the samples(s) as recevied. This report may not be reproduced, except in full, without written approval from Mitkem Laboratories.

All applicable NELAC or USEPA CLP requirments have been meet.

Mitkem Laboratories is accredited under the National Environmental Laboratory Approval Program (NELAP) and is certified by several States, as well as USEPA and US Department of Defense. The current list of our laboratory approvals and certifications is available on the Certifications page our web site at www.mitkem.com.

Please contact the Laboratory or Technical Director at 401-732-3400 with any questions regarding the data contained in the laboratory report.

Department of Defense	N/A
Connecticut	PH-0153
Delaware	N/A
Maine	2007037
Massachusetts	M-RI907
New Hampshire	2631
New Jersey	RI001
New York	11522
North Carolina	581
Pennsylvania	68-00520
Rhode Island	LAI00301
Texas	T104704422-08-TX
USDA	P330-08-00023
USEPA - ISM	EP-W-09-039
USEPA - SOM	EP-W-05-030

Authorized by:

Yihai Ding
Laboratory Director

Technical Reviewer's Initials:

ug/Kg

Analyte	MDL	PQL
1,1,1-Trichloroethane	0.53	5
1,1,2,2-Tetrachloroethane	0.68	5
1,1,2-Trichloroethane	0.48	5
1,1-Dichloroethane	0.67	5
1,1-Dichloroethene	0.95	5
1,2,4-Trimethylbenzene	0.57	5
1,2-Dichlorobenzene	0.62	5
1,2-Dichloroethane	0.54	5
1,2-Dichloropropane	0.69	5
1,3,5-Trimethylbenzene	0.61	5
1,3-Dichlorobenzene	0.7	5
1,4-Dichlorobenzene	0.8	5
2-Butanone	2	5
2-Chloroethyl vinyl ether	1	5
2-Hexanone	0.83	5
4-Isopropyltoluene	0.71	5
4-Methyl-2-pentanone	0.73	5
Acetone	1.6	5
Benzene	0.61	5
Bromodichloromethane	0.97	5
Bromoform	2	5
Bromomethane	1.1	5
Carbon disulfide	0.3	5
Carbon tetrachloride	0.33	5
Chlorobenzene	0.51	5
Chloroethane	1	5
Chloroform	0.64	5
Chloromethane	0.8	5
cis-1,2-Dichloroethene	0.75	5
cis-1,3-Dichloropropene	0.67	5
Dibromochloromethane	0.65	5
Ethylbenzene	0.5	5
Isopropylbenzene	0.58	5
m,p-Xylene	1.6	5
Methyl tert-butyl ether	0.61	5
Methylene chloride	1.3	5
n-Butylbenzene	0.67	5
n-Propylbenzene	0.44	5
Naphthalene	0.78	5
o-Xylene	0.47	5
sec-Butylbenzene	0.62	5
Styrene	0.52	5
tert-Butylbenzene	0.52	5
Tetrachloroethene	0.62	5
Toluene	0.47	5
trans-1,2-Dichloroethene	0.53	5
trans-1,3-Dichloropropene	0.68	5
Trichloroethene	0.62	5
Trichlorofluoromethane	0.42	5
Vinyl acetate	0.37	5

Vinyl chloride	0.63	5
Xylene (Total)	0.47	5

ug/Kg

Analyte	MDL	PQL
1,1,1-Trichloroethane	23	250
1,1,2,2-Tetrachloroethane	20	250
1,1,2-Trichloroethane	23	250
1,1-Dichloroethane	19	250
1,1-Dichloroethene	25	250
1,2,4-Trimethylbenzene	17	250
1,2-Dichlorobenzene	23	250
1,2-Dichloroethane	25	250
1,2-Dichloropropane	25	250
1,3,5-Trimethylbenzene	24	250
1,3-Dichlorobenzene	19	250
1,4-Dichlorobenzene	20	250
2-Butanone	49	250
2-Chloroethyl vinyl ether	26	250
2-Hexanone	23	250
4-Isopropyltoluene	14	250
4-Methyl-2-pentanone	21	250
Acetone	89	250
Benzene	20	250
Bromodichloromethane	17	250
Bromoform	24	250
Bromomethane	77	250
Carbon disulfide	19	250
Carbon tetrachloride	25	250
Chlorobenzene	15	250
Chloroethane	89	250
Chloroform	22	250
Chloromethane	31	250
cis-1,2-Dichloroethene	27	250
cis-1,3-Dichloropropene	29	250
Dibromochloromethane	17	250
Ethylbenzene	22	250
Isopropylbenzene	20	250
m,p-Xylene	28	250
Methyl tert-butyl ether	30	250
Methylene chloride	30	250
n-Butylbenzene	19	250
n-Propylbenzene	16	250
Naphthalene	36	250
o-Xylene	13	250
sec-Butylbenzene	14	250
Styrene	18	250
tert-Butylbenzene	15	250
Tetrachloroethene	25	250
Toluene	15	250
trans-1,2-Dichloroethene	20	250
trans-1,3-Dichloropropene	27	250
Trichloroethene	14	250
Trichlorofluoromethane	43	250
Vinyl acetate	29	250

Vinyl chloride	30	250
Xylene (Total)	13	250

ug/L

Analyte	MDL	PQL
1,1,1-Trichloroethane	0.5	5
1,1,2,2-Tetrachloroethane	0.42	5
1,1,2-Trichloroethane	0.38	5
1,1-Dichloroethane	0.25	5
1,1-Dichloroethene	0.39	5
1,2,4-Trimethylbenzene	0.4	5
1,2-Dichlorobenzene	0.33	5
1,2-Dichloroethane	0.41	5
1,2-Dichloropropane	0.61	5
1,3,5-Trimethylbenzene	0.45	5
1,3-Dichlorobenzene	0.29	5
1,4-Dichlorobenzene	0.4	5
2-Butanone	2.1	5
2-Chloroethyl vinyl ether	0.24	5
2-Hexanone	1.7	5
4-Isopropyltoluene	0.46	5
4-Methyl-2-pentanone	0.82	5
Acetone	2.2	5
Benzene	0.33	5
Bromodichloromethane	0.26	5
Bromoform	0.77	5
Bromomethane	0.8	5
Carbon disulfide	0.34	5
Carbon tetrachloride	0.54	5
Chlorobenzene	0.26	5
Chloroethane	0.48	5
Chloroform	0.33	5
Chloromethane	0.26	5
cis-1,2-Dichloroethene	0.48	5
cis-1,3-Dichloropropene	0.45	5
Dibromochloromethane	0.57	5
Ethylbenzene	0.35	5
Isopropylbenzene	0.38	5
m,p-Xylene	0.77	5
Methyl tert-butyl ether	0.24	5
Methylene chloride	0.41	5
n-Butylbenzene	0.33	5
n-Propylbenzene	0.64	5
Naphthalene	0.8	5
o-Xylene	0.36	5
sec-Butylbenzene	0.28	5
Styrene	0.5	5
tert-Butylbenzene	0.37	5
Tetrachloroethene	0.65	5
Toluene	0.32	5
trans-1,2-Dichloroethene	0.65	5
trans-1,3-Dichloropropene	0.48	5
Trichloroethene	0.36	5
Trichlorofluoromethane	0.54	5
Vinyl acetate	0.35	5

Vinyl chloride	0.5	5
Xylene (Total)	0.36	5

ug/Kg

Analyte	MDL	PQL
1,2,4-Trichlorobenzene	46	330
1,2-Dichlorobenzene	42	330
1,3-Dichlorobenzene	40	330
1,4-Dichlorobenzene	36	330
2,2´-oxybis(1-Chloropropane)	51	330
2,4,5-Trichlorophenol	37	670
2,4,6-Trichlorophenol	39	330
2,4-Dichlorophenol	38	330
2,4-Dimethylphenol	36	330
2,4-Dinitrophenol	180	670
2,4-Dinitrotoluene	23	330
2,6-Dinitrotoluene	28	330
2-Chloronaphthalene	38	330
2-Chlorophenol	41	330
2-Methylnaphthalene	42	330
2-Methylphenol	38	330
2-Nitroaniline	21	670
2-Nitrophenol	36	330
3,3´-Dichlorobenzidine	35	330
3-Nitroaniline	24	670
4,6-Dinitro-2-methylphenol	25	670
4-Bromophenyl-phenylether	32	330
4-Chloro-3-methylphenol	26	330
4-Chloroaniline	24	330
4-Chlorophenyl-phenylether	40	330
4-Methylphenol	35	330
4-Nitroaniline	25	670
4-Nitrophenol	22	670
Acenaphthene	39	330
Acenaphthylene	37	330
Anthracene	27	330
Benzo(a)anthracene	33	330
Benzo(a)pyrene	31	330
Benzo(b)fluoranthene	40	330
Benzo(g,h,i)perylene	38	330
Benzo(k)fluoranthene	43	330
Bis(2-chloroethoxy)methane	39	330
Bis(2-chloroethyl)ether	42	330
Bis(2-ethylhexyl)phthalate	29	330
Butylbenzylphthalate	26	330
Carbazole	28	330
Chrysene	29	330
Di-n-butylphthalate	28	330
Di-n-octylphthalate	28	330
Dibenzo(a,h)anthracene	35	330
Dibenzofuran	36	330
Diethylphthalate	24	330
Dimethylphthalate	30	330
Fluoranthene	29	330
Fluorene	33	330

Hexachlorobenzene	32	330
Hexachlorobutadiene	45	330
Hexachlorocyclopentadiene	96	330
Hexachloroethane	35	330
Indeno(1,2,3-cd)pyrene	37	330
Isophorone	34	330
N-Nitroso-di-n-propylamine	32	330
N-Nitrosodiphenylamine	29	330
Naphthalene	41	330
Nitrobenzene	38	330
Pentachlorophenol	140	670
Phenanthrene	26	330
Phenol	37	330
Pyrene	32	330

ug/L

Analyte	MDL	PQL
1,2,4-Trichlorobenzene	0.93	10
1,2-Dichlorobenzene	0.84	10
1,3-Dichlorobenzene	0.71	10
1,4-Dichlorobenzene	1.1	10
2,2´-oxybis(1-Chloropropane)	0.78	10
2,4,5-Trichlorophenol	0.26	20
2,4,6-Trichlorophenol	0.53	10
2,4-Dichlorophenol	0.57	10
2,4-Dimethylphenol	1.8	10
2,4-Dinitrophenol	3.5	20
2,4-Dinitrotoluene	0.41	10
2,6-Dinitrotoluene	0.52	10
2-Chloronaphthalene	0.81	10
2-Chlorophenol	0.61	10
2-Methylnaphthalene	0.94	10
2-Methylphenol	0.96	10
2-Nitroaniline	0.71	20
2-Nitrophenol	0.6	10
3,3´-Dichlorobenzidine	1.7	10
3-Nitroaniline	0.97	20
4,6-Dinitro-2-methylphenol	0.79	20
4-Bromophenyl-phenylether	0.54	10
4-Chloro-3-methylphenol	0.6	10
4-Chloroaniline	2	10
4-Chlorophenyl-phenylether	0.41	10
4-Methylphenol	1.4	10
4-Nitroaniline	0.96	20
4-Nitrophenol	0.53	20
Acenaphthene	0.65	10
Acenaphthylene	0.42	10
Anthracene	0.48	10
Benzo(a)anthracene	0.4	10
Benzo(a)pyrene	1.2	10
Benzo(b)fluoranthene	0.94	10
Benzo(g,h,i)perylene	0.39	10
Benzo(k)fluoranthene	1.2	10
Bis(2-chloroethoxy)methane	1.1	10
Bis(2-chloroethyl)ether	0.75	10
Bis(2-ethylhexyl)phthalate	1.3	10
Butylbenzylphthalate	0.32	10
Carbazole	0.64	10
Chrysene	0.42	10
Di-n-butylphthalate	0.48	10
Di-n-octylphthalate	0.47	10
Dibenzo(a,h)anthracene	0.44	10
Dibenzofuran	0.52	10
Diethylphthalate	0.45	10
Dimethylphthalate	0.37	10
Fluoranthene	0.33	10
Fluorene	0.44	10

Hexachlorobenzene	0.44	10
Hexachlorobutadiene	0.75	10
Hexachlorocyclopentadiene	1	10
Hexachloroethane	0.55	10
Indeno(1,2,3-cd)pyrene	0.38	10
Isophorone	0.47	10
N-Nitroso-di-n-propylamine	0.63	10
N-Nitrosodiphenylamine	1.1	10
Naphthalene	0.96	10
Nitrobenzene	1.6	10
Pentachlorophenol	1.7	20
Phenanthrene	0.45	10
Phenol	0.75	10
Pyrene	0.44	10

ug/Kg

Analyte	MDL	PQL
4,4´-DDD	0.22	3.3
4,4´-DDE	0.25	3.3
4,4´-DDT	0.33	3.3
Aldrin	0.11	1.7
alpha-BHC	0.056	1.7
alpha-Chlordane	0.087	1.7
beta-BHC	0.063	1.7
delta-BHC	0.12	1.7
Dieldrin	0.16	3.3
Endosulfan I	0.06	1.7
Endosulfan II	0.15	3.3
Endosulfan sulfate	0.13	3.3
Endrin	0.14	3.3
Endrin aldehyde	0.23	3.3
Endrin ketone	0.12	3.3
gamma-BHC (Lindane)	0.055	1.7
gamma-Chlordane	0.21	1.7
Heptachlor	0.072	1.7
Heptachlor epoxide	0.16	1.7
Methoxychlor	0.88	17
Toxaphene	8.8	170

ug/L

Analyte	MDL	PQL
4,4´-DDD	0.0064	0.1
4,4´-DDE	0.0056	0.1
4,4´-DDT	0.007	0.1
Aldrin	0.0043	0.05
alpha-BHC	0.0018	0.05
alpha-Chlordane	0.0024	0.05
beta-BHC	0.002	0.05
delta-BHC	0.0027	0.05
Dieldrin	0.0056	0.1
Endosulfan I	0.0029	0.05
Endosulfan II	0.0031	0.1
Endosulfan sulfate	0.0045	0.1
Endrin	0.0035	0.1
Endrin aldehyde	0.015	0.1
Endrin ketone	0.0046	0.1
gamma-BHC (Lindane)	0.0019	0.05
gamma-Chlordane	0.0026	0.05
Heptachlor	0.0039	0.05
Heptachlor epoxide	0.0028	0.05
Methoxychlor	0.031	0.5
Toxaphene	0.14	5

ug/Kg

Analyte	MDL	PQL
Aroclor-1016	2.5	33
Aroclor-1221	4.4	33
Aroclor-1232	2.4	33
Aroclor-1242	2.5	33
Aroclor-1248	3.8	33
Aroclor-1254	4.4	33
Aroclor-1260	1.8	33

ug/L

Analyte	MDL	PQL
Aroclor-1016	0.119	1
Aroclor-1221	0.095	1
Aroclor-1232	0.185	1
Aroclor-1242	0.03	1
Aroclor-1248	0.063	1
Aroclor-1254	0.204	1
Aroclor-1260	0.105	1

6P - FORM VI ARO-2

AROCLOR INITIAL CALIBRATION (MULTIPOINT)

Lab Name: MITKEM LABORATORIES Contract:

Lab Code: MITKEM Case No.: J1983 Mod. Ref No.: SDG No.: SJ1983

Instrument ID: E2 Date(s) Analyzed: 09/30/2010 10/01/2010

GC Column: CLPPestII ID: 0.53 (mm)

Level (x CS1): CS1 1.0 CS2 2.0 CS3 4.0 CS4 8.0 CS5 16.0 CS6 0.5 CS7 CS8 CS9 16.0

COMPOUND	PEAK [1]	CALIBRATION FACTORS (CFs)									% RSD
		CS1	CS2	CS3	CS4	CS5	CS6	CS7	CS8	CS9	
AR1016	1	11580	10830	10083	9448	8432	12200				13.4
	2	18390	18085	17903	17826	16681	19400				4.9
	3	10130	9765	9445	9251	8646	10680				7.3
AR1260	1	15790	14995	14258	13583	12350	16940				11.1
	2	17750	17015	16200	15504	14173	19060				10.4
	3	15300	14855	14398	14178	13256	16400				7.3
AR1242	1	9320	8755	8270	7526	7026	9800				12.5
	2	14740	14275	14310	13821	13622	15240				4.1
	3	8050	7740	7593	7188	6994	8400				6.9
AR1248	1	4810	4540	4460	3991	3773	5040				10.8
	2	9360	8855	9083	8504	8460	9600				5.1
	3	11540	10955	11163	10309	10016	11980				6.7
AR1254	1	13880	13420	13065	12188	11693	14500				8.0
	2	14850	14520	14148	13160	12469	15680				8.2
	3	18050	18215	18113	17271	16688	18880				4.3
TCX (A)		275600	271200	276550	297850	290738					4.0
DCB (A)		104600	96650	90600	89150	81681					9.3

[1]At least three peaks for each column are required for identification of Aroclors.

TCX = Tetrachloro-m-xylene
DCB = Decachlorobiphenyl

Data Usability Summary Report

Vali-Data of WNY, LLC
1514 Davis Rd.
West Falls, NY 14170

690 St. Paul St.
Mitkem Laboratories #J1785
December 21, 2010
Sampling date: 9/14-15/10

Prepared by

Jodi Zimmerman, B.S.
Vali-Data of WNY, LLC
1514 Davis Rd.
West Falls, NY 14170

DELIVERABLES

This Data Usability Summary Report (DUSR) was prepared by evaluating the analytical data package for LaBella Associates, P.C., project located at 690 St. Paul St., Work order 208492, Mitkem Laboratories SDG ID#SJ1785, submitted to Vali-Data of WNY, LLC on December 10, 2010. This DUSR has been prepared in general compliance with NYSDEC Analytical Services Protocol and USEPA National Functional Guidelines. The laboratory performed the analyses using USEPA methods, 8260 (Volatile Organics), 8270 (SemiVolatile Organics), 8081 (Pesticides), 8082 (PCBs), 6010 (Inorganics), 7470 (Mercury).

VOLATILE ORGANIC COMPOUNDS

The following items/criteria were reviewed for this analytical suite:

- Data Completeness
- Narrative and Data Reporting Forms
- Chain of Custody and Traffic Reports
- Holding Times
- Internal Standard (IS) Area Performance
- Surrogate Spike Recoveries
- Method Blank
- Laboratory Control Samples
- MS/MSD
- Compound Quantitation
- Initial Calibration
- Continuing Calibration
- GC/MS Performance Check

The items listed above were technically in compliance with the method and SOP criteria with the exceptions discussed in the text below. The data have been reviewed according to the procedures outlined above and qualified accordingly.

OVERALL EVALUATION OF DATA AND POTENTIAL USABILITY ISSUES
The data are acceptable for use but are qualified below in Continuing Calibration.

DATA COMPLETENESS
All criteria were met.

NARRATIVE AND DATA REPORTING FORMS
All criteria were met except the MDL's were not included in the original package. Those pages are attached.
No receipt of 690-BW-4-0 on Mitkem's 'Volatile Samples Receiving Logbook' was recorded. Updated page is attached.

CHAIN OF CUSTODY AND TRAFFIC REPORTS
All criteria were met.

HOLDING TIMES
All holding times for the samples were met.

INTERNAL STANDARD (IS)
The IS did meet criteria.

SURROGATE SPIKE RECOVERIES
All criteria were met.

METHOD BLANK
All the criteria were met.

FIELD DUPLICATE SAMPLE PRECISION
All criteria were met.

LABORATORY CONTROL SAMPLES
All criteria were met except the %Rec of Benzene and Toluene were outside QC limits, high, in LCSD-54167 and 2-Hexanone was outside QC limits, high, in LCS-54312. These target analytes would be considered biased high.

MS/MSD
No MS/MSD was performed on these samples.

COMPOUND QUANTITATION
All criteria were met.

INITIAL CALIBRATION
All criteria were met except the RRF value of Trichloroethene was outside QC limits in both of the initial calibrations. ASP allows up to two target compounds to be outside QC limits, so no further action is required.

CONTINUING CALIBRATION
All criteria were met except the %D of Naphthalene was outside ASP outer QC limits in VSTD0506R and should be qualified as estimated in all associated spikes, blank and samples.

GC/MS PERFORMANCE CHECK
All criteria were met.

SEMIVOLATILE ORGANIC COMPOUNDS

The following items/criteria were reviewed for this analytical suite:

- Data Completeness
- Narrative and Data Reporting Forms
- Chain of Custody and Traffic Reports
- Holding Times

- Internal Standard (IS) Area Performance
- Surrogate Spike Recoveries
- Method Blank
- Laboratory Control Samples
- MS/MSD
- Compound Quantitation
- Initial Calibration
- Continuing Calibration
- GC/MS Performance Check

The items listed above were technically in compliance with the method and SOP criteria with the exceptions discussed in the text below. The data have been reviewed according to the procedures outlined above and qualified accordingly.

OVERALL EVALUATION OF DATA AND POTENTIAL USABILITY ISSUES
The data are acceptable for use but are qualified below in Internal Standard, Laboratory Control Samples, Initial Calibration and Continuing Calibration.

DATA COMPLETENESS
All criteria were met.

NARRATIVE AND DATA REPORTING FORMS
All criteria were met except the MDL's were not included in the original package. Those pages are attached.

CHAIN OF CUSTODY AND TRAFFIC REPORTS
All criteria were met.

HOLDING TIMES
All holding times for the samples were met.

INTERNAL STANDARD (IS)
The IS did meet criteria except Chrysene-d_{12} and Perylene-d_{12} in samples 690-BW-2-0 and 690-DUP-D. Associated target analytes in these samples should be qualified as estimated.

SURROGATE SPIKE RECOVERIES
All criteria were met except the %Rec of Terphenyl-d_{14} was outside the laboratory QC limits, low in 690-BW-1-0 but within ASP limits.

METHOD BLANK
All the criteria were met.

FIELD DUPLICATE SAMPLE PRECISION
All criteria were met.

LABORATORY CONTROL SAMPLES
All criteria were met except 4-Nitrophenol was above the MDL, below the MRL and was qualified as estimated in LCS-54150.

MS/MSD
No MS/MSD were performed.

COMPOUND QUANTITATION
All criteria were met.

INITIAL CALIBRATION
All criteria were met except the %RSD of 2,4-Dinitrophenol was outside ASP outer QC limits. 2,4-Dinitrophenol should be qualified as estimated in all blanks, spikes and samples. The %RSD of Dibenzo(a,h)anthracene was outside ASP QC limits. ASP allows up to four target analytes to be outside QC limits without further action.

CONTINUING CALIBRATION
All criteria were met except the %D of Nitrobenzene was outside ASP outer QC limits in SSTD0501Z and should be qualified as estimated in all associated blanks, spikes and samples.
The %D of Pentachlorophenol and Benzo(b) fluoranthene were outside ASP QC limits in SSTD0501Y. The %D of 2-Methylnaphthalene and Pyrene were outside ASP QC limits in SSTD0501Z. ASP allows for up to four target analytes to be outside QC limits without further action.

GC/MS PERFORMANCE CHECK
All criteria were met.

PESTICIDES

The following items/criteria were reviewed for this analytical suite:

- Data Completeness
- Narrative and Data Reporting Forms
- Chain of Custody and Traffic Reports
- Holding Times
- Surrogate Spike Recoveries
- Method Blank
- Field Duplicate Precision
- Laboratory Control Samples
- MS/MSD
- Compound Quantitation
- Initial Calibration
- Continuing Calibration

The items listed above were technically in compliance with the method and SOP criteria with the exceptions discussed in the text below. The data have been reviewed according to the procedures outlined above and qualified accordingly.

OVERALL EVALUATION OF DATA AND POTENTIAL USABILITY ISSUES
The data are acceptable for use but are qualified below in Surrogate Spike Recoveries and Compound Quantitation, below.

Sulfur clean up was used for all samples, blanks and spikes.

Mitkem Laboratories reported the concentration of the target analytes from the column with the lower result.

DATA COMPLETENESS
All criteria were met.

NARRATIVE AND DATA REPORTING FORMS
All criteria were met except no MDL's were provided in the original package. Those pages are attached.

CHAIN OF CUSTODY AND TRAFFIC REPORTS
All criteria were met.

HOLDING TIMES
All holding times were met.

SURROGATE SPIKE RECOVERIES
All criteria for the surrogate recoveries were met except the %Rec of DCBP was outside QC limits low, off both columns in samples 690-BW-2-0, 690-BW-3-0, 690-DUP-D, 690-FIELD BLANK-0 and 690-BW-4-0. All target analytes in these samples should be qualified as estimated.

METHOD BLANK
All the criteria were met.

FIELD DUPLICATE SAMPLE PRECISION
All criteria were met.

LABORATORY CONTROL SAMPLES
All criteria were met.

MS/MSD
No MS/MSD were performed.

COMPOUND QUANTITATION
All criteria were met except Dieldrin was recorded as detected in sample 690-BW-1-0 but no peak was detected at the appropriate retention time. An updated page is attached.

INITIAL CALIBRATION
All criteria were met.

CONTINUING CALIBRATION
All criteria were met.

POLYCHLORINATED BIPHENYLS

The following items/criteria were reviewed for this analytical suite:

- Data Completeness
- Narrative and Data Reporting Forms
- Chain of Custody and Traffic Reports
- Holding Times
- Surrogate Spike Recoveries
- Method Blank
- Field Duplicate Precision
- Laboratory Control Samples
- MS/MSD
- Compound Quantitation
- Initial Calibration
- Continuing Calibration

The items listed above were technically in compliance with the method and SOP criteria with the exceptions discussed in the text below. The data have been reviewed according to the procedures outlined above and qualified accordingly.

OVERALL EVALUATION OF DATA AND POTENTIAL USABILITY ISSUES
The data are acceptable for use but are qualified below in Surrogate Spike Recoveries.

Sulfur and acid clean up was used for all samples, blanks and spikes.

Mitkem Laboratories reported the concentration of the target analytes from the column with the lower result.

DATA COMPLETENESS
All criteria were met.

NARRATIVE AND DATA REPORTING FORMS
All criteria were met except no MDL's were provided in the original package. Those pages are attached.

The %Rec of DCBP off column 1 in LCS-54151 was recorded incorrectly on Form II. An updated page is attached.

CHAIN OF CUSTODY AND TRAFFIC REPORTS
All criteria were met.

HOLDING TIMES
All holding times for the samples were met.

SURROGATE SPIKE RECOVERIES
All criteria for the surrogate recoveries were met except the %Rec of DCBP was outside laboratory QC limits low, off both columns in samples 690-BW-2-0, 690-BW-3-0, 690-DUP-D, 690-FIELD BLANK-0 and

690-BW-4-0. The %Rec of DCBP was outside ASP QC limits off both columns in samples 690-BW-2-0, 690-FIELD BLANK-0 and 690-BW-4-0. All target analytes in these samples should be qualified as estimated.

METHOD BLANK
All the criteria were met.

FIELD DUPLICATE SAMPLE PRECISION
All the criteria were met.

LABORATORY CONTROL SAMPLES
All criteria were met.

MS/MSD
No MS/MSD were performed.

COMPOUND QUANTITATION
All criteria were met.

INITIAL CALIBRATION
All criteria were met.

CONTINUING CALIBRATION
All criteria were met except the %D of the Aroclor 1016 peak 1 and TCMX, off column 2, were outside QC limits in AR16603DC. Column 1 should be used to calculate results for this target analyte and surrogate.

METALS

The following items/criteria were reviewed for this analytical suite:

- Data Completeness
- Narrative and Data Reporting Forms
- Chain of Custody and Traffic Reports
- Holding Times
- Method Blank
- Laboratory Control Sample
- MS
- Duplicate
- Field Duplicate
- Serial Dilution
- Compound Quantitation
- Calibration

The items listed above were technically in compliance with the method and SOP criteria with the exceptions discussed in the text below. The data have been reviewed according to the procedures outlined above.

OVERALL EVALUATION OF DATA AND POTENTIAL USABILITY ISSUES
The data are acceptable for use but cannot be considered a complete ASP category B package since no spike and duplicate were analyzed.

DATA COMPLETENESS
All criteria were met.

NARATIVE AND DATA REPORTING FORMS
All criteria were met.

CHAIN OF CUSTODY AND TRAFFIC REPORTS
All criteria were met.

HOLDING TIMES
All holding times were met.

METHOD BLANK
All criteria were met.

LABORATORY CONTROL SAMPLE
All criteria were met.

MS/MSD
No MS/MSD were performed.

DUPLICATE
No duplicate was performed.

FIELD DUPLICATE
All criteria were met.

SERIAL DILUTION
No Serial Dilution was performed on these samples.

COMPOUND QUANITATION
All criteria were met.

CALIBRATION
All criteria were met.

MERCURY

The following items/criteria were reviewed for this analytical suite:

- Data Completeness
- Narrative and Data Reporting Forms
- Chain of Custody and Traffic Reports
- Holding Times
- Method Blank
- Laboratory Control Samples
- MS/MSD
- Duplicate
- Field Duplicate
- Compound Quantitation
- Calibration

The items listed above were technically in compliance with the method and SOP criteria with any exceptions discussed in the text below. The data have been reviewed according to the procedures outlined above.

OVERALL EVALUATION OF DATA AND POTENTIAL USABILITY ISSUES
The data are acceptable for use but cannot be considered a complete ASP category B package since no spike and duplicate were analyzed.

DATA COMPLETENESS
All criteria were met.

NARRATIVE AND DATA REPORTING FORMS
All criteria were met.

CHAIN OF CUSTODY
All criteria were met.

HOLDING TIMES
All holding times were met.

METHOD BLANK
All criteria were met.

LABORATORY CONTROL SAMPLES
All criteria were met.

MS/MSD
No MS/MSD were performed.

DUPLICATE
No duplicate was performed.

FIELD DUPLICATE
All criteria were met.

COMPOUND QUANTITATION
All criteria were met.

CALIBRATION
All criteria were met.

1A - FORM I VOA-1

VOLATILE ORGANICS ANALYSIS DATA SHEET

CLIENT SAMPLE NO.

690-BW-1-O

Lab Name: MITKEM LABORATORIES Contract:

Lab Code: MITKEM Case No.: J1785 Mod. Ref No.: SDG No.: SJ1785

Matrix: (SOIL/SED/WATER) WATER Lab Sample ID: J1785-01A

Sample wt/vol: 5.00 (g/mL) ML Lab File ID: V6H6529.D

Level: (TRACE/LOW/MED) LOW Date Received: 09/16/2010

% Moisture: not dec. Date Analyzed: 09/16/2010

GC Column: DB-624 ID: 0.25 (mm) Dilution Factor: 1.0

Soil Extract Volume: (uL) Soil Aliquot Volume: (uL)

Purge Volume: 5.0 (mL)

CAS NO.	COMPOUND	CONCENTRATION UNITS: (ug/L or ug/Kg) µG/L	Q
74-87-3	Chloromethane	5.0	U
75-01-4	Vinyl chloride	5.0	U
74-83-9	Bromomethane	5.0	U
75-00-3	Chloroethane	12	
75-69-4	Trichlorofluoromethane	5.0	U
75-35-4	1,1-Dichloroethene	5.0	U
67-64-1	Acetone	5.0	U
75-15-0	Carbon disulfide	5.0	U
75-09-2	Methylene chloride	5.0	U
156-60-5	trans-1,2-Dichloroethene	5.0	U
1634-04-4	Methyl tert-butyl ether	5.0	U
75-34-3	1,1-Dichloroethane	7.8	
108-05-4	Vinyl acetate	5.0	U
78-93-3	2-Butanone	5.0	U
156-59-2	cis-1,2-Dichloroethene	5.0	U
67-66-3	Chloroform	5.0	U
71-55-6	1,1,1-Trichloroethane	5.0	U
56-23-5	Carbon tetrachloride	5.0	U
107-06-2	1,2-Dichloroethane	5.0	U
71-43-2	Benzene	1.1	J
79-01-6	Trichloroethene	5.0	U
78-87-5	1,2-Dichloropropane	5.0	U
75-27-4	Bromodichloromethane	5.0	U
10061-01-5	cis-1,3-Dichloropropene	5.0	U
108-10-1	4-Methyl-2-pentanone	5.0	U
108-88-3	Toluene	5.0	U
10061-02-6	trans-1,3-Dichloropropene	5.0	U
79-00-5	1,1,2-Trichloroethane	5.0	U
127-18-4	Tetrachloroethene	5.0	U
591-78-6	2-Hexanone	5.0	U
124-48-1	Dibromochloromethane	5.0	U
108-90-7	Chlorobenzene	5.0	U
100-41-4	Ethylbenzene	5.0	U
1330-20-7	m,p-Xylene	5.0	U
95-47-6	o-Xylene	5.0	U

1B - FORM I VOA-2

VOLATILE ORGANICS ANALYSIS DATA SHEET

CLIENT SAMPLE NO.

690-BW-1-O

Lab Name: MITKEM LABORATORIES Contract:

Lab Code: MITKEM Case No.: J1785 Mod. Ref No.: SDG No.: SJ1785

Matrix: (SOIL/SED/WATER) WATER Lab Sample ID: J1785-01A

Sample wt/vol: 5.00 (g/mL) ML Lab File ID: V6H6529.D

Level: (TRACE/LOW/MED) LOW Date Received: 09/16/2010

% Moisture: not dec. Date Analyzed: 09/16/2010

GC Column: DB-624 ID: 0.25 (mm) Dilution Factor: 1.0

Soil Extract Volume: (uL) Soil Aliquot Volume: (uL)

Purge Volume: 5.0 (mL)

CAS NO.	COMPOUND	CONCENTRATION UNITS: (ug/L or ug/Kg) µG/L	Q
1330-20-7	Xylene (Total)	5.0	U
100-42-5	Styrene	5.0	U
75-25-2	Bromoform	5.0	U
98-82-8	Isopropylbenzene	5.0	U
79-34-5	1,1,2,2-Tetrachloroethane	5.0	U
103-65-1	n-Propylbenzene	5.0	U
108-67-8	1,3,5-Trimethylbenzene	5.0	U
98-06-6	tert-Butylbenzene	5.0	U
95-63-6	1,2,4-Trimethylbenzene	5.0	U
135-98-8	sec-Butylbenzene	5.0	U
99-87-6	4-Isopropyltoluene	5.0	U
541-73-1	1,3-Dichlorobenzene	5.0	U
106-46-7	1,4-Dichlorobenzene	5.0	U
104-51-8	n-Butylbenzene	5.0	U
95-50-1	1,2-Dichlorobenzene	5.0	U
91-20-3	Naphthalene	5.0	U
110-75-8	2-Chloroethyl vinyl ether	5.0	U

1J - FORM I VOA-TIC

VOLATILE ORGANICS ANALYSIS DATA SHEET

TENTATIVELY IDENTIFIED COMPOUNDS

CLIENT SAMPLE NO.

690-BW-1-O

Lab Name: MITKEM LABORATORIES Contract:

Lab Code: MITKEM Case No.: J1785 Mod. Ref No.: SDG No.: SJ1785

Matrix: (SOIL/SED/WATER) WATER Lab Sample ID: J1785-01A

Sample wt/vol: 5.00 (g/mL) ML Lab File ID: V6H6529.D

Level: (TRACE or LOW/MED) LOW Date Received: 09/16/2010

% Moisture: not dec. Date Analyzed: 09/16/2010

GC Column: DB-624 ID: 0.25 (mm) Dilution Factor: 1.0

Soil Extract Volume: (uL) Soil Aliquot Volume: (uL)

CONCENTRATION UNITS: (ug/L or ug/Kg) µG/L Purge Volume: 5.0 (mL)

CAS NUMBER	COMPOUND NAME	RT	EST. CONC.	Q
E966796[1]	Total Alkanes	N/A		

[1] EPA-designated Registry Number.

1A - FORM I VOA-1

VOLATILE ORGANICS ANALYSIS DATA SHEET

CLIENT SAMPLE NO.

690-BW-2-O

Lab Name: MITKEM LABORATORIES Contract:

Lab Code: MITKEM Case No.: J1785 Mod. Ref No.: SDG No.: SJ1785

Matrix: (SOIL/SED/WATER) WATER Lab Sample ID: J1785-02A

Sample wt/vol: 5.00 (g/mL) ML Lab File ID: V6H6530.D

Level: (TRACE/LOW/MED) LOW Date Received: 09/16/2010

% Moisture: not dec. Date Analyzed: 09/16/2010

GC Column: DB-624 ID: 0.25 (mm) Dilution Factor: 1.0

Soil Extract Volume: (uL) Soil Aliquot Volume: (uL)

Purge Volume: 5.0 (mL)

CAS NO.	COMPOUND	CONCENTRATION UNITS: (ug/L or ug/Kg) µG/L	Q
74-87-3	Chloromethane	5.0	U
75-01-4	Vinyl chloride	5.0	U
74-83-9	Bromomethane	5.0	U
75-00-3	Chloroethane	8.3	
75-69-4	Trichlorofluoromethane	5.0	U
75-35-4	1,1-Dichloroethene	5.0	U
67-64-1	Acetone	5.0	U
75-15-0	Carbon disulfide	5.0	U
75-09-2	Methylene chloride	5.0	U
156-60-5	trans-1,2-Dichloroethene	5.0	U
1634-04-4	Methyl tert-butyl ether	5.0	U
75-34-3	1,1-Dichloroethane	6.6	
108-05-4	Vinyl acetate	5.0	U
78-93-3	2-Butanone	5.0	U
156-59-2	cis-1,2-Dichloroethene	1.2	J
67-66-3	Chloroform	5.0	U
71-55-6	1,1,1-Trichloroethane	5.0	U
56-23-5	Carbon tetrachloride	5.0	U
107-06-2	1,2-Dichloroethane	5.0	U
71-43-2	Benzene	4.6	J
79-01-6	Trichloroethene	5.0	U
78-87-5	1,2-Dichloropropane	5.0	U
75-27-4	Bromodichloromethane	5.0	U
10061-01-5	cis-1,3-Dichloropropene	5.0	U
108-10-1	4-Methyl-2-pentanone	5.0	U
108-88-3	Toluene	5.0	U
10061-02-6	trans-1,3-Dichloropropene	5.0	U
79-00-5	1,1,2-Trichloroethane	5.0	U
127-18-4	Tetrachloroethene	5.0	U
591-78-6	2-Hexanone	5.0	U
124-48-1	Dibromochloromethane	5.0	U
108-90-7	Chlorobenzene	5.0	U
100-41-4	Ethylbenzene	4.1	J
1330-20-7	m,p-Xylene	5.4	
95-47-6	o-Xylene	5.0	U

1B - FORM I VOA-2

VOLATILE ORGANICS ANALYSIS DATA SHEET

CLIENT SAMPLE NO.

690-BW-2-O

Lab Name: MITKEM LABORATORIES Contract:

Lab Code: MITKEM Case No.: J1785 Mod. Ref No.: SDG No.: SJ1785

Matrix: (SOIL/SED/WATER) WATER Lab Sample ID: J1785-02A

Sample wt/vol: 5.00 (g/mL) ML Lab File ID: V6H6530.D

Level: (TRACE/LOW/MED) LOW Date Received: 09/16/2010

% Moisture: not dec. Date Analyzed: 09/16/2010

GC Column: DB-624 ID: 0.25 (mm) Dilution Factor: 1.0

Soil Extract Volume: (uL) Soil Aliquot Volume: (uL)

Purge Volume: 5.0 (mL)

CAS NO.	COMPOUND	CONCENTRATION UNITS: (ug/L or ug/Kg) µG/L	Q
1330-20-7	Xylene (Total)	5.4	
100-42-5	Styrene	5.0	U
75-25-2	Bromoform	5.0	U
98-82-8	Isopropylbenzene	12	
79-34-5	1,1,2,2-Tetrachloroethane	5.0	U
103-65-1	n-Propylbenzene	3.5	J
108-67-8	1,3,5-Trimethylbenzene	5.0	U
98-06-6	tert-Butylbenzene	5.0	U
95-63-6	1,2,4-Trimethylbenzene	5.0	U
135-98-8	sec-Butylbenzene	2.2	J
99-87-6	4-Isopropyltoluene	5.0	U
541-73-1	1,3-Dichlorobenzene	5.0	U
106-46-7	1,4-Dichlorobenzene	5.0	U
104-51-8	n-Butylbenzene	5.0	U
95-50-1	1,2-Dichlorobenzene	5.0	U
91-20-3	Naphthalene	5.0	U
110-75-8	2-Chloroethyl vinyl ether	5.0	U

1J - FORM I VOA-TIC

VOLATILE ORGANICS ANALYSIS DATA SHEET

TENTATIVELY IDENTIFIED COMPOUNDS

CLIENT SAMPLE NO.

690-BW-2-O

Lab Name: MITKEM LABORATORIES Contract:

Lab Code: MITKEM Case No.: J1785 Mod. Ref No.: SDG No.: SJ1785

Matrix: (SOIL/SED/WATER) WATER Lab Sample ID: J1785-02A

Sample wt/vol: 5.00 (g/mL) ML Lab File ID: V6H6530.D

Level: (TRACE or LOW/MED) LOW Date Received: 09/16/2010

% Moisture: not dec. Date Analyzed: 09/16/2010

GC Column: DB-624 ID: 0.25 (mm) Dilution Factor: 1.0

Soil Extract Volume: (uL) Soil Aliquot Volume: (uL)

CONCENTRATION UNITS: (ug/L or ug/Kg) µG/L Purge Volume: 5.0 (mL)

	CAS NUMBER	COMPOUND NAME	RT	EST. CONC.	Q
01		Unknown-01	7.565	8.1	J
02	6876-23-9	Cyclohexane, 1,2-dimethyl-,	7.802	11	NJ
03	2207-03-6	Cyclohexane, 1,3-dimethyl-,	7.948	5.2	NJ
04	496-11-7	Indane	12.511	10	NJ
05	1074-55-1	Benzene, 1-methyl-4-propyl-	12.852	5.2	NJ
06	527-84-4	Benzene, 1-methyl-2-(1-methy	13.217	7.5	NJ
07	95-93-2	Benzene, 1,2,4,5-tetramethyl	13.527	7.7	NJ
08	488-23-3	Benzene, 1,2,3,4-tetramethyl	13.582	8.4	NJ
09	2039-89-6	Benzene, 2-ethenyl-1,4-dimet	14.044	8.9	NJ
	E96679[1]	Total Alkanes	N/A		

[1]EPA-designated Registry Number.

1A - FORM I VOA-1

VOLATILE ORGANICS ANALYSIS DATA SHEET

CLIENT SAMPLE NO.

690-BW-3-O

Lab Name: MITKEM LABORATORIES Contract:

Lab Code: MITKEM Case No.: J1785 Mod. Ref No.: SDG No.: SJ1785

Matrix: (SOIL/SED/WATER) WATER Lab Sample ID: J1785-03A

Sample wt/vol: 5.00 (g/mL) ML Lab File ID: V6H6531.D

Level: (TRACE/LOW/MED) LOW Date Received: 09/16/2010

% Moisture: not dec. Date Analyzed: 09/16/2010

GC Column: DB-624 ID: 0.25 (mm) Dilution Factor: 1.0

Soil Extract Volume: (uL) Soil Aliquot Volume: (uL)

Purge Volume: 5.0 (mL)

CAS NO.	COMPOUND	CONCENTRATION UNITS: (ug/L or ug/Kg) µG/L	Q
74-87-3	Chloromethane	5.0	U
75-01-4	Vinyl chloride	33	
74-83-9	Bromomethane	5.0	U
75-00-3	Chloroethane	5.0	U
75-69-4	Trichlorofluoromethane	5.0	U
75-35-4	1,1-Dichloroethene	5.0	U
67-64-1	Acetone	5.0	U
75-15-0	Carbon disulfide	5.0	U
75-09-2	Methylene chloride	5.0	U
156-60-5	trans-1,2-Dichloroethene	5.0	U
1634-04-4	Methyl tert-butyl ether	5.0	U
75-34-3	1,1-Dichloroethane	2.7	J
108-05-4	Vinyl acetate	5.0	U
78-93-3	2-Butanone	5.0	U
156-59-2	cis-1,2-Dichloroethene	43	
67-66-3	Chloroform	5.0	U
71-55-6	1,1,1-Trichloroethane	5.0	U
56-23-5	Carbon tetrachloride	5.0	U
107-06-2	1,2-Dichloroethane	5.0	U
71-43-2	Benzene	2.7	J
79-01-6	Trichloroethene	3.7	J
78-87-5	1,2-Dichloropropane	5.0	U
75-27-4	Bromodichloromethane	5.0	U
10061-01-5	cis-1,3-Dichloropropene	5.0	U
108-10-1	4-Methyl-2-pentanone	5.0	U
108-88-3	Toluene	5.0	U
10061-02-6	trans-1,3-Dichloropropene	5.0	U
79-00-5	1,1,2-Trichloroethane	5.0	U
127-18-4	Tetrachloroethene	5.0	U
591-78-6	2-Hexanone	5.0	U
124-48-1	Dibromochloromethane	5.0	U
108-90-7	Chlorobenzene	5.0	U
100-41-4	Ethylbenzene	5.0	U
1330-20-7	m,p-Xylene	5.0	U
95-47-6	o-Xylene	5.0	U

1B - FORM I VOA-2

VOLATILE ORGANICS ANALYSIS DATA SHEET

CLIENT SAMPLE NO.

690-BW-3-O

Lab Name: MITKEM LABORATORIES Contract:

Lab Code: MITKEM Case No.: J1785 Mod. Ref No.: SDG No.: SJ1785

Matrix: (SOIL/SED/WATER) WATER Lab Sample ID: J1785-03A

Sample wt/vol: 5.00 (g/mL) ML Lab File ID: V6H6531.D

Level: (TRACE/LOW/MED) LOW Date Received: 09/16/2010

% Moisture: not dec. Date Analyzed: 09/16/2010

GC Column: DB-624 ID: 0.25 (mm) Dilution Factor: 1.0

Soil Extract Volume: (uL) Soil Aliquot Volume: (uL)

Purge Volume: 5.0 (mL)

CAS NO.	COMPOUND	CONCENTRATION UNITS: (ug/L or ug/Kg) µG/L	Q
1330-20-7	Xylene (Total)	5.0	U
100-42-5	Styrene	5.0	U
75-25-2	Bromoform	5.0	U
98-82-8	Isopropylbenzene	5.0	U
79-34-5	1,1,2,2-Tetrachloroethane	5.0	U
103-65-1	n-Propylbenzene	5.0	U
108-67-8	1,3,5-Trimethylbenzene	5.0	U
98-06-6	tert-Butylbenzene	5.0	U
95-63-6	1,2,4-Trimethylbenzene	5.0	U
135-98-8	sec-Butylbenzene	5.0	U
99-87-6	4-Isopropyltoluene	5.0	U
541-73-1	1,3-Dichlorobenzene	5.0	U
106-46-7	1,4-Dichlorobenzene	5.0	U
104-51-8	n-Butylbenzene	5.0	U
95-50-1	1,2-Dichlorobenzene	5.0	U
91-20-3	Naphthalene	5.0	U
110-75-8	2-Chloroethyl vinyl ether	5.0	U

1J - FORM I VOA-TIC

VOLATILE ORGANICS ANALYSIS DATA SHEET

TENTATIVELY IDENTIFIED COMPOUNDS

EPA SAMPLE NO.

690-BW-3-O

Lab Name: MITKEM LABORATORIES Contract:

Lab Code: MITKEM Case No.: J1785 Mod. Ref No.: SDG No.: SJ1785

Matrix: (SOIL/SED/WATER) WATER Lab Sample ID: J1785-03A

Sample wt/vol: 5.00 (g/mL) ML Lab File ID: V6H6531.D

Level: (TRACE or LOW/MED) LOW Date Received: 09/16/2010

% Moisture: not dec. Date Analyzed: 09/16/2010

GC Column: DB-624 ID: 0.25 (mm) Dilution Factor: 1.0

Soil Extract Volume: (uL) Soil Aliquot Volume: (uL)

CONCENTRATION UNITS: (ug/L or ug/Kg) µG/L Purge Volume: 5.0 (mL)

	CAS NUMBER	COMPOUND NAME	RT	EST. CONC.	Q
01	60-29-7	Ethyl ether	2.512	4.8	NJ
	E96679€ [1]	Total Alkanes	N/A		

[1] EPA-designated Registry Number.

1A - FORM I VOA-1

VOLATILE ORGANICS ANALYSIS DATA SHEET

CLIENT SAMPLE NO.

690-DUP-D

Lab Name: MITKEM LABORATORIES Contract:

Lab Code: MITKEM Case No.: J1785 Mod. Ref No.: SDG No.: SJ1785

Matrix: (SOIL/SED/WATER) WATER Lab Sample ID: J1785-04A

Sample wt/vol: 5.00 (g/mL) ML Lab File ID: V6H6532.D

Level: (TRACE/LOW/MED) LOW Date Received: 09/16/2010

% Moisture: not dec. Date Analyzed: 09/16/2010

GC Column: DB-624 ID: 0.25 (mm) Dilution Factor: 1.0

Soil Extract Volume: (uL) Soil Aliquot Volume: (uL)

Purge Volume: 5.0 (mL)

CAS NO.	COMPOUND	CONCENTRATION UNITS: (ug/L or ug/Kg) µG/L	Q
74-87-3	Chloromethane	5.0	U
75-01-4	Vinyl chloride	1.4	J
74-83-9	Bromomethane	5.0	U
75-00-3	Chloroethane	9.7	
75-69-4	Trichlorofluoromethane	5.0	U
75-35-4	1,1-Dichloroethene	5.0	U
67-64-1	Acetone	5.0	U
75-15-0	Carbon disulfide	5.0	U
75-09-2	Methylene chloride	5.0	U
156-60-5	trans-1,2-Dichloroethene	5.0	U
1634-04-4	Methyl tert-butyl ether	5.0	U
75-34-3	1,1-Dichloroethane	7.1	
108-05-4	Vinyl acetate	5.0	U
78-93-3	2-Butanone	5.0	U
156-59-2	cis-1,2-Dichloroethene	1.3	J
67-66-3	Chloroform	5.0	U
71-55-6	1,1,1-Trichloroethane	5.0	U
56-23-5	Carbon tetrachloride	5.0	U
107-06-2	1,2-Dichloroethane	5.0	U
71-43-2	Benzene	5.2	
79-01-6	Trichloroethene	5.0	U
78-87-5	1,2-Dichloropropane	5.0	U
75-27-4	Bromodichloromethane	5.0	U
10061-01-5	cis-1,3-Dichloropropene	5.0	U
108-10-1	4-Methyl-2-pentanone	5.0	U
108-88-3	Toluene	5.0	U
10061-02-6	trans-1,3-Dichloropropene	5.0	U
79-00-5	1,1,2-Trichloroethane	5.0	U
127-18-4	Tetrachloroethene	5.0	U
591-78-6	2-Hexanone	5.0	U
124-48-1	Dibromochloromethane	5.0	U
108-90-7	Chlorobenzene	5.0	U
100-41-4	Ethylbenzene	4.4	J
1330-20-7	m,p-Xylene	5.9	
95-47-6	o-Xylene	5.0	U

1B - FORM I VOA-2

VOLATILE ORGANICS ANALYSIS DATA SHEET

CLIENT SAMPLE NO.

690-DUP-D

Lab Name: MITKEM LABORATORIES Contract:

Lab Code: MITKEM Case No.: J1785 Mod. Ref No.: SDG No.: SJ1785

Matrix: (SOIL/SED/WATER) WATER Lab Sample ID: J1785-04A

Sample wt/vol: 5.00 (g/mL) ML Lab File ID: V6H6532.D

Level: (TRACE/LOW/MED) LOW Date Received: 09/16/2010

% Moisture: not dec. Date Analyzed: 09/16/2010

GC Column: DB-624 ID: 0.25 (mm) Dilution Factor: 1.0

Soil Extract Volume: (uL) Soil Aliquot Volume: (uL)

Purge Volume: 5.0 (mL)

CAS NO.	COMPOUND	CONCENTRATION UNITS: (ug/L or ug/Kg) µG/L	Q
1330-20-7	Xylene (Total)	5.9	
100-42-5	Styrene	5.0	U
75-25-2	Bromoform	5.0	U
98-82-8	Isopropylbenzene	13	
79-34-5	1,1,2,2-Tetrachloroethane	5.0	U
103-65-1	n-Propylbenzene	4.4	J
108-67-8	1,3,5-Trimethylbenzene	5.0	U
98-06-6	tert-Butylbenzene	5.0	U
95-63-6	1,2,4-Trimethylbenzene	1.0	J
135-98-8	sec-Butylbenzene	2.5	J
99-87-6	4-Isopropyltoluene	5.0	U
541-73-1	1,3-Dichlorobenzene	5.0	U
106-46-7	1,4-Dichlorobenzene	5.0	U
104-51-8	n-Butylbenzene	5.0	U
95-50-1	1,2-Dichlorobenzene	5.0	U
91-20-3	Naphthalene	5.0	U
110-75-8	2-Chloroethyl vinyl ether	5.0	U

1J - FORM I VOA-TIC

VOLATILE ORGANICS ANALYSIS DATA SHEET

TENTATIVELY IDENTIFIED COMPOUNDS

CLIENT SAMPLE NO.

690-DUP-D

Lab Name: MITKEM LABORATORIES Contract:

Lab Code: MITKEM Case No.: J1785 Mod. Ref No.: SDG No.: SJ1785

Matrix: (SOIL/SED/WATER) WATER Lab Sample ID: J1785-04A

Sample wt/vol: 5.00 (g/mL) ML Lab File ID: V6H6532.D

Level: (TRACE or LOW/MED) LOW Date Received: 09/16/2010

% Moisture: not dec. Date Analyzed: 09/16/2010

GC Column: DB-624 ID: 0.25 (mm) Dilution Factor: 1.0

Soil Extract Volume: (uL) Soil Aliquot Volume: (uL)

CONCENTRATION UNITS: (ug/L or ug/Kg) µG/L Purge Volume: 5.0 (mL)

	CAS NUMBER	COMPOUND NAME	RT	EST. CONC.	Q
01	590-66-9	Cyclohexane, 1,1-dimethyl-	7.564	9.7	NJ
02	6876-23-9	Cyclohexane, 1,2-dimethyl-,	7.796	13	NJ
03	638-04-0	Cyclohexane, 1,3-dimethyl-,	7.942	6.2	NJ
04	694-72-4	Pentalene, octahydro-	9.323	5.4	NJ
05	496-11-7	Indane	12.516	12	NJ
06	1074-55-1	Benzene, 1-methyl-4-propyl-	12.851	5.9	NJ
07	934-80-5	Benzene, 4-ethyl-1,2-dimethy	13.210	8.4	NJ
08	933-98-2	Benzene, 1-ethyl-2,3-dimethy	13.411	5.6	NJ
09	95-93-2	Benzene, 1,2,4,5-tetramethyl	13.526	8.2	NJ
10	488-23-3	Benzene, 1,2,3,4-tetramethyl	13.581	9.0	NJ
11	2039-89-6	Benzene, 2-ethenyl-1,4-dimet	14.043	9.0	NJ
	E96679[1]	Total Alkanes	N/A		

[1]EPA-designated Registry Number.

1A - FORM I VOA-1

VOLATILE ORGANICS ANALYSIS DATA SHEET

CLIENT SAMPLE NO.

690-FIELD BLANK-O

Lab Name: MITKEM LABORATORIES Contract:

Lab Code: MITKEM Case No.: J1785 Mod. Ref No.: SDG No.: SJ1785

Matrix: (SOIL/SED/WATER) WATER Lab Sample ID: J1785-05A

Sample wt/vol: 5.00 (g/mL) ML Lab File ID: V6H6533.D

Level: (TRACE/LOW/MED) LOW Date Received: 09/16/2010

% Moisture: not dec. Date Analyzed: 09/16/2010

GC Column: DB-624 ID: 0.25 (mm) Dilution Factor: 1.0

Soil Extract Volume: (uL) Soil Aliquot Volume: (uL)

Purge Volume: 5.0 (mL)

CAS NO.	COMPOUND	CONCENTRATION UNITS: (ug/L or ug/Kg) µG/L	Q
74-87-3	Chloromethane	5.0	U
75-01-4	Vinyl chloride	5.0	U
74-83-9	Bromomethane	5.0	U
75-00-3	Chloroethane	5.0	U
75-69-4	Trichlorofluoromethane	5.0	U
75-35-4	1,1-Dichloroethene	5.0	U
67-64-1	Acetone	5.0	U
75-15-0	Carbon disulfide	5.0	U
75-09-2	Methylene chloride	5.0	U
156-60-5	trans-1,2-Dichloroethene	5.0	U
1634-04-4	Methyl tert-butyl ether	5.0	U
75-34-3	1,1-Dichloroethane	5.0	U
108-05-4	Vinyl acetate	5.0	U
78-93-3	2-Butanone	5.0	U
156-59-2	cis-1,2-Dichloroethene	5.0	U
67-66-3	Chloroform	5.0	U
71-55-6	1,1,1-Trichloroethane	5.0	U
56-23-5	Carbon tetrachloride	5.0	U
107-06-2	1,2-Dichloroethane	5.0	U
71-43-2	Benzene	5.0	U
79-01-6	Trichloroethene	5.0	U
78-87-5	1,2-Dichloropropane	5.0	U
75-27-4	Bromodichloromethane	5.0	U
10061-01-5	cis-1,3-Dichloropropene	5.0	U
108-10-1	4-Methyl-2-pentanone	5.0	U
108-88-3	Toluene	5.0	U
10061-02-6	trans-1,3-Dichloropropene	5.0	U
79-00-5	1,1,2-Trichloroethane	5.0	U
127-18-4	Tetrachloroethene	5.0	U
591-78-6	2-Hexanone	5.0	U
124-48-1	Dibromochloromethane	5.0	U
108-90-7	Chlorobenzene	5.0	U
100-41-4	Ethylbenzene	5.0	U
1330-20-7	m,p-Xylene	5.0	U
95-47-6	o-Xylene	5.0	U

1B - FORM I VOA-2

VOLATILE ORGANICS ANALYSIS DATA SHEET

CLIENT SAMPLE NO.

690-FIELD BLANK-O

Lab Name: MITKEM LABORATORIES Contract:

Lab Code: MITKEM Case No.: J1785 Mod. Ref No.: SDG No.: SJ1785

Matrix: (SOIL/SED/WATER) WATER Lab Sample ID: J1785-05A

Sample wt/vol: 5.00 (g/mL) ML Lab File ID: V6H6533.D

Level: (TRACE/LOW/MED) LOW Date Received: 09/16/2010

% Moisture: not dec. Date Analyzed: 09/16/2010

GC Column: DB-624 ID: 0.25 (mm) Dilution Factor: 1.0

Soil Extract Volume: (uL) Soil Aliquot Volume: (uL)

Purge Volume: 5.0 (mL)

CAS NO.	COMPOUND	CONCENTRATION UNITS: (ug/L or ug/Kg) µG/L	Q
1330-20-7	Xylene (Total)	5.0	U
100-42-5	Styrene	5.0	U
75-25-2	Bromoform	5.0	U
98-82-8	Isopropylbenzene	5.0	U
79-34-5	1,1,2,2-Tetrachloroethane	5.0	U
103-65-1	n-Propylbenzene	5.0	U
108-67-8	1,3,5-Trimethylbenzene	5.0	U
98-06-6	tert-Butylbenzene	5.0	U
95-63-6	1,2,4-Trimethylbenzene	5.0	U
135-98-8	sec-Butylbenzene	5.0	U
99-87-6	4-Isopropyltoluene	5.0	U
541-73-1	1,3-Dichlorobenzene	5.0	U
106-46-7	1,4-Dichlorobenzene	5.0	U
104-51-8	n-Butylbenzene	5.0	U
95-50-1	1,2-Dichlorobenzene	5.0	U
91-20-3	Naphthalene	5.0	U
110-75-8	2-Chloroethyl vinyl ether	5.0	U

1J - FORM I VOA-TIC

VOLATILE ORGANICS ANALYSIS DATA SHEET

TENTATIVELY IDENTIFIED COMPOUNDS

CLIENT SAMPLE NO.

690-FIELD BLANK-O

Lab Name: MITKEM LABORATORIES Contract:

Lab Code: MITKEM Case No.: J1785 Mod. Ref No.: SDG No.: SJ1785

Matrix: (SOIL/SED/WATER) WATER Lab Sample ID: J1785-05A

Sample wt/vol: 5.00 (g/mL) ML Lab File ID: V6H6533.D

Level: (TRACE or LOW/MED) LOW Date Received: 09/16/2010

% Moisture: not dec. Date Analyzed: 09/16/2010

GC Column: DB-624 ID: 0.25 (mm) Dilution Factor: 1.0

Soil Extract Volume: (uL) Soil Aliquot Volume: (uL)

CONCENTRATION UNITS: (ug/L or ug/Kg) µG/L Purge Volume: 5.0 (mL)

CAS NUMBER	COMPOUND NAME	RT	EST. CONC.	Q
E966796[1]	Total Alkanes	N/A		

[1]EPA-designated Registry Number.

1A - FORM I VOA-1

VOLATILE ORGANICS ANALYSIS DATA SHEET

CLIENT SAMPLE NO.

690-TRIP BLANK-O

Lab Name: MITKEM LABORATORIES Contract:

Lab Code: MITKEM Case No.: J1785 Mod. Ref No.: SDG No.: SJ1785

Matrix: (SOIL/SED/WATER) WATER Lab Sample ID: J1785-06A

Sample wt/vol: 5.00 (g/mL) ML Lab File ID: V6H6528.D

Level: (TRACE/LOW/MED) LOW Date Received: 09/16/2010

% Moisture: not dec. Date Analyzed: 09/16/2010

GC Column: DB-624 ID: 0.25 (mm) Dilution Factor: 1.0

Soil Extract Volume: (uL) Soil Aliquot Volume: (uL)

Purge Volume: 5.0 (mL)

CAS NO.	COMPOUND	CONCENTRATION UNITS: (ug/L or ug/Kg) µG/L	Q
74-87-3	Chloromethane	5.0	U
75-01-4	Vinyl chloride	5.0	U
74-83-9	Bromomethane	5.0	U
75-00-3	Chloroethane	5.0	U
75-69-4	Trichlorofluoromethane	5.0	U
75-35-4	1,1-Dichloroethene	5.0	U
67-64-1	Acetone	5.0	U
75-15-0	Carbon disulfide	5.0	U
75-09-2	Methylene chloride	5.0	U
156-60-5	trans-1,2-Dichloroethene	5.0	U
1634-04-4	Methyl tert-butyl ether	5.0	U
75-34-3	1,1-Dichloroethane	5.0	U
108-05-4	Vinyl acetate	5.0	U
78-93-3	2-Butanone	5.0	U
156-59-2	cis-1,2-Dichloroethene	5.0	U
67-66-3	Chloroform	5.0	U
71-55-6	1,1,1-Trichloroethane	5.0	U
56-23-5	Carbon tetrachloride	5.0	U
107-06-2	1,2-Dichloroethane	5.0	U
71-43-2	Benzene	5.0	U
79-01-6	Trichloroethene	5.0	U
78-87-5	1,2-Dichloropropane	5.0	U
75-27-4	Bromodichloromethane	5.0	U
10061-01-5	cis-1,3-Dichloropropene	5.0	U
108-10-1	4-Methyl-2-pentanone	5.0	U
108-88-3	Toluene	5.0	U
10061-02-6	trans-1,3-Dichloropropene	5.0	U
79-00-5	1,1,2-Trichloroethane	5.0	U
127-18-4	Tetrachloroethene	5.0	U
591-78-6	2-Hexanone	5.0	U
124-48-1	Dibromochloromethane	5.0	U
108-90-7	Chlorobenzene	5.0	U
100-41-4	Ethylbenzene	5.0	U
1330-20-7	m,p-Xylene	5.0	U
95-47-6	o-Xylene	5.0	U

1B - FORM I VOA-2

VOLATILE ORGANICS ANALYSIS DATA SHEET

CLIENT SAMPLE NO.

690-TRIP BLANK-O

Lab Name: MITKEM LABORATORIES Contract:

Lab Code: MITKEM Case No.: J1785 Mod. Ref No.: SDG No.: SJ1785

Matrix: (SOIL/SED/WATER) WATER Lab Sample ID: J1785-06A

Sample wt/vol: 5.00 (g/mL) ML Lab File ID: V6H6528.D

Level: (TRACE/LOW/MED) LOW Date Received: 09/16/2010

% Moisture: not dec. Date Analyzed: 09/16/2010

GC Column: DB-624 ID: 0.25 (mm) Dilution Factor: 1.0

Soil Extract Volume: (uL) Soil Aliquot Volume: (uL)

Purge Volume: 5.0 (mL)

CAS NO.	COMPOUND	CONCENTRATION UNITS: (ug/L or ug/Kg) µG/L	Q
1330-20-7	Xylene (Total)	5.0	U
100-42-5	Styrene	5.0	U
75-25-2	Bromoform	5.0	U
98-82-8	Isopropylbenzene	5.0	U
79-34-5	1,1,2,2-Tetrachloroethane	5.0	U
103-65-1	n-Propylbenzene	5.0	U
108-67-8	1,3,5-Trimethylbenzene	5.0	U
98-06-6	tert-Butylbenzene	5.0	U
95-63-6	1,2,4-Trimethylbenzene	5.0	U
135-98-8	sec-Butylbenzene	5.0	U
99-87-6	4-Isopropyltoluene	5.0	U
541-73-1	1,3-Dichlorobenzene	5.0	U
106-46-7	1,4-Dichlorobenzene	5.0	U
104-51-8	n-Butylbenzene	5.0	U
95-50-1	1,2-Dichlorobenzene	5.0	U
91-20-3	Naphthalene	5.0	U
110-75-8	2-Chloroethyl vinyl ether	5.0	U

1J - FORM I VOA-TIC

VOLATILE ORGANICS ANALYSIS DATA SHEET

TENTATIVELY IDENTIFIED COMPOUNDS

CLIENT SAMPLE NO.

690-TRIP BLANK-O

Lab Name: MITKEM LABORATORIES Contract:

Lab Code: MITKEM Case No.: J1785 Mod. Ref No.: SDG No.: SJ1785

Matrix: (SOIL/SED/WATER) WATER Lab Sample ID: J1785-06A

Sample wt/vol: 5.00 (g/mL) ML Lab File ID: V6H6528.D

Level: (TRACE or LOW/MED) LOW Date Received: 09/16/2010

% Moisture: not dec. Date Analyzed: 09/16/2010

GC Column: DB-624 ID: 0.25 (mm) Dilution Factor: 1.0

Soil Extract Volume: (uL) Soil Aliquot Volume: (uL)

CONCENTRATION UNITS: (ug/L or ug/Kg) µG/L Purge Volume: 5.0 (mL)

CAS NUMBER	COMPOUND NAME	RT	EST. CONC.	Q
E966796[1]	Total Alkanes	N/A		

[1]EPA-designated Registry Number.

1A - FORM I VOA-1

VOLATILE ORGANICS ANALYSIS DATA SHEET

EPA SAMPLE NO.

690-BW-4-O

Lab Name: MITKEM LABORATORIES Contract:

Lab Code: MITKEM Case No.: J1785 Mod. Ref No.: SDG No.: SJ1785

Matrix: (SOIL/SED/WATER) WATER Lab Sample ID: J1785-07A

Sample wt/vol: 5.00 (g/mL) ML Lab File ID: V6H6534.D

Level: (TRACE/LOW/MED) LOW Date Received: 09/16/2010

% Moisture: not dec. Date Analyzed: 09/16/2010

GC Column: DB-624 ID: 0.25 (mm) Dilution Factor: 1.0

Soil Extract Volume: (uL) Soil Aliquot Volume: (uL)

Purge Volume: 5.0 (mL)

CAS NO.	COMPOUND	CONCENTRATION UNITS: (ug/L or ug/Kg) µG/L	Q
74-87-3	Chloromethane	5.0	U
75-01-4	Vinyl chloride	810	E
74-83-9	Bromomethane	5.0	U
75-00-3	Chloroethane	5.0	U
75-69-4	Trichlorofluoromethane	5.0	U
75-35-4	1,1-Dichloroethene	42	
67-64-1	Acetone	5.0	U
75-15-0	Carbon disulfide	6.0	
75-09-2	Methylene chloride	5.0	U
156-60-5	trans-1,2-Dichloroethene	24	
1634-04-4	Methyl tert-butyl ether	5.0	U
75-34-3	1,1-Dichloroethane	3.2	J
108-05-4	Vinyl acetate	5.0	U
78-93-3	2-Butanone	5.0	U
156-59-2	cis-1,2-Dichloroethene	1400	E
67-66-3	Chloroform	5.0	U
71-55-6	1,1,1-Trichloroethane	5.0	U
56-23-5	Carbon tetrachloride	5.0	U
107-06-2	1,2-Dichloroethane	5.0	U
71-43-2	Benzene	3.5	J
79-01-6	Trichloroethene	980	E
78-87-5	1,2-Dichloropropane	5.0	U
75-27-4	Bromodichloromethane	5.0	U
10061-01-5	cis-1,3-Dichloropropene	5.0	U
108-10-1	4-Methyl-2-pentanone	5.0	U
108-88-3	Toluene	1.0	J
10061-02-6	trans-1,3-Dichloropropene	5.0	U
79-00-5	1,1,2-Trichloroethane	5.0	U
127-18-4	Tetrachloroethene	5.0	U
591-78-6	2-Hexanone	5.0	U
124-48-1	Dibromochloromethane	5.0	U
108-90-7	Chlorobenzene	5.0	U
100-41-4	Ethylbenzene	2.1	J
1330-20-7	m,p-Xylene	1.8	J
95-47-6	o-Xylene	5.0	U

1B - FORM I VOA-2

VOLATILE ORGANICS ANALYSIS DATA SHEET

CLIENT SAMPLE NO.

690-BW-4-O

Lab Name: MITKEM LABORATORIES Contract:

Lab Code: MITKEM Case No.: J1785 Mod. Ref No.: SDG No.: SJ1785

Matrix: (SOIL/SED/WATER) WATER Lab Sample ID: J1785-07A

Sample wt/vol: 5.00 (g/mL) ML Lab File ID: V6H6534.D

Level: (TRACE/LOW/MED) LOW Date Received: 09/16/2010

% Moisture: not dec. Date Analyzed: 09/16/2010

GC Column: DB-624 ID: 0.25 (mm) Dilution Factor: 1.0

Soil Extract Volume: (uL) Soil Aliquot Volume: (uL)

Purge Volume: 5.0 (mL)

CAS NO.	COMPOUND	CONCENTRATION UNITS: (ug/L or ug/Kg) µG/L	Q
1330-20-7	Xylene (Total)	1.8	J
100-42-5	Styrene	5.0	U
75-25-2	Bromoform	5.0	U
98-82-8	Isopropylbenzene	5.0	U
79-34-5	1,1,2,2-Tetrachloroethane	5.0	U
103-65-1	n-Propylbenzene	5.0	U
108-67-8	1,3,5-Trimethylbenzene	5.0	U
98-06-6	tert-Butylbenzene	5.0	U
95-63-6	1,2,4-Trimethylbenzene	5.0	U
135-98-8	sec-Butylbenzene	5.0	U
99-87-6	4-Isopropyltoluene	5.0	U
541-73-1	1,3-Dichlorobenzene	5.0	U
106-46-7	1,4-Dichlorobenzene	5.0	U
104-51-8	n-Butylbenzene	5.0	U
95-50-1	1,2-Dichlorobenzene	5.0	U
91-20-3	Naphthalene	5.0	U
110-75-8	2-Chloroethyl vinyl ether	5.0	U

1J - FORM I VOA-TIC

VOLATILE ORGANICS ANALYSIS DATA SHEET

TENTATIVELY IDENTIFIED COMPOUNDS

CLIENT SAMPLE NO.

690-BW-4-O

Lab Name: MITKEM LABORATORIES Contract:

Lab Code: MITKEM Case No.: J1785 Mod. Ref No.: SDG No.: SJ1785

Matrix: (SOIL/SED/WATER) WATER Lab Sample ID: J1785-07A

Sample wt/vol: 5.00 (g/mL) ML Lab File ID: V6H6534.D

Level: (TRACE or LOW/MED) LOW Date Received: 09/16/2010

% Moisture: not dec. Date Analyzed: 09/16/2010

GC Column: DB-624 ID: 0.25 (mm) Dilution Factor: 1.0

Soil Extract Volume: (uL) Soil Aliquot Volume: (uL)

CONCENTRATION UNITS: (ug/L or ug/Kg) µG/L Purge Volume: 5.0 (mL)

CAS NUMBER	COMPOUND NAME	RT	EST. CONC.	Q
E96679€ [1]	Total Alkanes	N/A		

[1] EPA-designated Registry Number.

1A - FORM I VOA-1

VOLATILE ORGANICS ANALYSIS DATA SHEET

CLIENT SAMPLE NO.

690-BW-4-ODL

Lab Name: MITKEM LABORATORIES Contract:

Lab Code: MITKEM Case No.: J1785 Mod. Ref No.: SDG No.: SJ1785

Matrix: (SOIL/SED/WATER) WATER Lab Sample ID: J1785-07ADL

Sample wt/vol: 5.00 (g/mL) ML Lab File ID: V6H6555A.D

Level: (TRACE/LOW/MED) LOW Date Received: 09/16/2010

% Moisture: not dec. Date Analyzed: 09/17/2010

GC Column: DB-624 ID: 0.25 (mm) Dilution Factor: 40.0

Soil Extract Volume: (uL) Soil Aliquot Volume: (uL)

Purge Volume: 5.0 (mL)

CAS NO.	COMPOUND	CONCENTRATION UNITS: (ug/L or ug/Kg) µG/L	Q
74-87-3	Chloromethane	200	U
75-01-4	Vinyl chloride	1200	D
74-83-9	Bromomethane	200	U
75-00-3	Chloroethane	200	U
75-69-4	Trichlorofluoromethane	200	U
75-35-4	1,1-Dichloroethene	200	U
67-64-1	Acetone	200	U
75-15-0	Carbon disulfide	200	U
75-09-2	Methylene chloride	200	U
156-60-5	trans-1,2-Dichloroethene	200	U
1634-04-4	Methyl tert-butyl ether	200	U
75-34-3	1,1-Dichloroethane	200	U
108-05-4	Vinyl acetate	200	U
78-93-3	2-Butanone	200	U
156-59-2	cis-1,2-Dichloroethene	4500	D
67-66-3	Chloroform	200	U
71-55-6	1,1,1-Trichloroethane	200	U
56-23-5	Carbon tetrachloride	200	U
107-06-2	1,2-Dichloroethane	200	U
71-43-2	Benzene	200	U
79-01-6	Trichloroethene	2100	D
78-87-5	1,2-Dichloropropane	200	U
75-27-4	Bromodichloromethane	200	U
10061-01-5	cis-1,3-Dichloropropene	200	U
108-10-1	4-Methyl-2-pentanone	200	U
108-88-3	Toluene	200	U
10061-02-6	trans-1,3-Dichloropropene	200	U
79-00-5	1,1,2-Trichloroethane	200	U
127-18-4	Tetrachloroethene	200	U
591-78-6	2-Hexanone	200	U
124-48-1	Dibromochloromethane	200	U
108-90-7	Chlorobenzene	200	U
100-41-4	Ethylbenzene	200	U
1330-20-7	m,p-Xylene	200	U
95-47-6	o-Xylene	200	U

1B - FORM I VOA-2

VOLATILE ORGANICS ANALYSIS DATA SHEET

CLIENT SAMPLE NO.

690-BW-4-ODL

Lab Name: MITKEM LABORATORIES Contract:

Lab Code: MITKEM Case No.: J1785 Mod. Ref No.: SDG No.: SJ1785

Matrix: (SOIL/SED/WATER) WATER Lab Sample ID: J1785-07ADL

Sample wt/vol: 5.00 (g/mL) ML Lab File ID: V6H6555A.D

Level: (TRACE/LOW/MED) LOW Date Received: 09/16/2010

% Moisture: not dec. Date Analyzed: 09/17/2010

GC Column: DB-624 ID: 0.25 (mm) Dilution Factor: 40.0

Soil Extract Volume: (uL) Soil Aliquot Volume: (uL)

Purge Volume: 5.0 (mL)

CAS NO.	COMPOUND	CONCENTRATION UNITS: (ug/L or ug/Kg) µG/L	Q
1330-20-7	Xylene (Total)	200	U
100-42-5	Styrene	200	U
75-25-2	Bromoform	200	U
98-82-8	Isopropylbenzene	200	U
79-34-5	1,1,2,2-Tetrachloroethane	200	U
103-65-1	n-Propylbenzene	200	U
108-67-8	1,3,5-Trimethylbenzene	200	U
98-06-6	tert-Butylbenzene	200	U
95-63-6	1,2,4-Trimethylbenzene	200	U
135-98-8	sec-Butylbenzene	200	U
99-87-6	4-Isopropyltoluene	200	U
541-73-1	1,3-Dichlorobenzene	200	U
106-46-7	1,4-Dichlorobenzene	200	U
104-51-8	n-Butylbenzene	200	U
95-50-1	1,2-Dichlorobenzene	200	U
91-20-3	Naphthalene	200	U J
110-75-8	2-Chloroethyl vinyl ether	200	U

1J - FORM I VOA-TIC

VOLATILE ORGANICS ANALYSIS DATA SHEET

TENTATIVELY IDENTIFIED COMPOUNDS

CLIENT SAMPLE NO.

690-BW-4-ODL

Lab Name: MITKEM LABORATORIES Contract:

Lab Code: MITKEM Case No.: J1785 Mod. Ref No.: SDG No.: SJ1785

Matrix: (SOIL/SED/WATER) WATER Lab Sample ID: J1785-07ADL

Sample wt/vol: 5.00 (g/mL) ML Lab File ID: V6H6555A.D

Level: (TRACE or LOW/MED) LOW Date Received: 09/16/2010

% Moisture: not dec. Date Analyzed: 09/17/2010

GC Column: DB-624 ID: 0.25 (mm) Dilution Factor: 40.0

Soil Extract Volume: (uL) Soil Aliquot Volume: (uL)

CONCENTRATION UNITS: (ug/L or ug/Kg) µG/L Purge Volume: 5.0 (mL)

CAS NUMBER	COMPOUND NAME	RT	EST. CONC.	Q
E966796[1]	Total Alkanes	N/A		

[1]EPA-designated Registry Number.

1A - FORM I VOA-1

VOLATILE ORGANICS ANALYSIS DATA SHEET

CLIENT SAMPLE NO.

690-MW-5-O

Lab Name: MITKEM LABORATORIES Contract:

Lab Code: MITKEM Case No.: J1785 Mod. Ref No.: SDG No.: SJ1785

Matrix: (SOIL/SED/WATER) WATER Lab Sample ID: J1785-08A

Sample wt/vol: 5.00 (g/mL) ML Lab File ID: V6H6749.D

Level: (TRACE/LOW/MED) LOW Date Received: 09/17/2010

% Moisture: not dec. Date Analyzed: 09/24/2010

GC Column: DB-624 ID: 0.25 (mm) Dilution Factor: 1.0

Soil Extract Volume: (uL) Soil Aliquot Volume: (uL)

Purge Volume: 5.0 (mL)

CAS NO.	COMPOUND	CONCENTRATION UNITS: (ug/L or ug/Kg) µG/L	Q
74-87-3	Chloromethane	5.0	U
75-01-4	Vinyl chloride	5.0	U
74-83-9	Bromomethane	5.0	U
75-00-3	Chloroethane	5.0	U
75-69-4	Trichlorofluoromethane	5.0	U
75-35-4	1,1-Dichloroethene	5.0	U
67-64-1	Acetone	5.0	U
75-15-0	Carbon disulfide	5.0	U
75-09-2	Methylene chloride	5.0	U
156-60-5	trans-1,2-Dichloroethene	5.0	U
1634-04-4	Methyl tert-butyl ether	5.0	U
75-34-3	1,1-Dichloroethane	5.0	U
108-05-4	Vinyl acetate	5.0	U
78-93-3	2-Butanone	5.0	U
156-59-2	cis-1,2-Dichloroethene	5.0	U
67-66-3	Chloroform	5.0	U
71-55-6	1,1,1-Trichloroethane	5.0	U
56-23-5	Carbon tetrachloride	5.0	U
107-06-2	1,2-Dichloroethane	5.0	U
71-43-2	Benzene	5.0	U
79-01-6	Trichloroethene	5.0	U
78-87-5	1,2-Dichloropropane	5.0	U
75-27-4	Bromodichloromethane	5.0	U
10061-01-5	cis-1,3-Dichloropropene	5.0	U
108-10-1	4-Methyl-2-pentanone	5.0	U
108-88-3	Toluene	5.0	U
10061-02-6	trans-1,3-Dichloropropene	5.0	U
79-00-5	1,1,2-Trichloroethane	5.0	U
127-18-4	Tetrachloroethene	5.0	U
591-78-6	2-Hexanone	5.0	U
124-48-1	Dibromochloromethane	5.0	U
108-90-7	Chlorobenzene	5.0	U
100-41-4	Ethylbenzene	5.0	U
1330-20-7	m,p-Xylene	5.0	U
95-47-6	o-Xylene	5.0	U

1B - FORM I VOA-2

VOLATILE ORGANICS ANALYSIS DATA SHEET

CLIENT SAMPLE NO.

690-MW-5-O

Lab Name: MITKEM LABORATORIES Contract:

Lab Code: MITKEM Case No.: J1785 Mod. Ref No.: SDG No.: SJ1785

Matrix: (SOIL/SED/WATER) WATER Lab Sample ID: J1785-08A

Sample wt/vol: 5.00 (g/mL) ML Lab File ID: V6H6749.D

Level: (TRACE/LOW/MED) LOW Date Received: 09/17/2010

% Moisture: not dec. Date Analyzed: 09/24/2010

GC Column: DB-624 ID: 0.25 (mm) Dilution Factor: 1.0

Soil Extract Volume: (uL) Soil Aliquot Volume: (uL)

Purge Volume: 5.0 (mL)

CAS NO.	COMPOUND	CONCENTRATION UNITS: (ug/L or ug/Kg) µG/L	Q
1330-20-7	Xylene (Total)	5.0	U
100-42-5	Styrene	5.0	U
75-25-2	Bromoform	5.0	U
98-82-8	Isopropylbenzene	5.0	U
79-34-5	1,1,2,2-Tetrachloroethane	5.0	U
103-65-1	n-Propylbenzene	5.0	U
108-67-8	1,3,5-Trimethylbenzene	5.0	U
98-06-6	tert-Butylbenzene	5.0	U
95-63-6	1,2,4-Trimethylbenzene	5.0	U
135-98-8	sec-Butylbenzene	5.0	U
99-87-6	4-Isopropyltoluene	5.0	U
541-73-1	1,3-Dichlorobenzene	5.0	U
106-46-7	1,4-Dichlorobenzene	5.0	U
104-51-8	n-Butylbenzene	5.0	U
95-50-1	1,2-Dichlorobenzene	5.0	U
91-20-3	Naphthalene	5.0	U
110-75-8	2-Chloroethyl vinyl ether	5.0	U

1J - FORM I VOA-TIC

VOLATILE ORGANICS ANALYSIS DATA SHEET

TENTATIVELY IDENTIFIED COMPOUNDS

CLIENT SAMPLE NO.

690-MW-5-O

Lab Name: MITKEM LABORATORIES Contract:

Lab Code: MITKEM Case No.: J1785 Mod. Ref No.: SDG No.: SJ1785

Matrix: (SOIL/SED/WATER) WATER Lab Sample ID: J1785-08A

Sample wt/vol: 5.00 (g/mL) ML Lab File ID: V6H6749.D

Level: (TRACE or LOW/MED) LOW Date Received: 09/17/2010

% Moisture: not dec. Date Analyzed: 09/24/2010

GC Column: DB-624 ID: 0.25 (mm) Dilution Factor: 1.0

Soil Extract Volume: (uL) Soil Aliquot Volume: (uL)

CONCENTRATION UNITS: (ug/L or ug/Kg) µG/L Purge Volume: 5.0 (mL)

CAS NUMBER	COMPOUND NAME	RT	EST. CONC.	Q
E96679€ [1]	Total Alkanes	N/A		

[1]EPA-designated Registry Number.

1A - FORM I VOA-1

VOLATILE ORGANICS ANALYSIS DATA SHEET

CLIENT SAMPLE NO.

690-MW-6-O

Lab Name: MITKEM LABORATORIES Contract:

Lab Code: MITKEM Case No.: J1785 Mod. Ref No.: SDG No.: SJ1785

Matrix: (SOIL/SED/WATER) WATER Lab Sample ID: J1785-09A

Sample wt/vol: 5.00 (g/mL) ML Lab File ID: V6H6750.D

Level: (TRACE/LOW/MED) LOW Date Received: 09/17/2010

% Moisture: not dec. Date Analyzed: 09/24/2010

GC Column: DB-624 ID: 0.25 (mm) Dilution Factor: 1.0

Soil Extract Volume: (uL) Soil Aliquot Volume: (uL)

Purge Volume: 5.0 (mL)

CAS NO.	COMPOUND	CONCENTRATION UNITS: (ug/L or ug/Kg) µG/L	Q
74-87-3	Chloromethane	5.0	U
75-01-4	Vinyl chloride	5.0	U
74-83-9	Bromomethane	5.0	U
75-00-3	Chloroethane	5.0	U
75-69-4	Trichlorofluoromethane	5.0	U
75-35-4	1,1-Dichloroethene	5.0	U
67-64-1	Acetone	5.0	U
75-15-0	Carbon disulfide	5.0	U
75-09-2	Methylene chloride	5.0	U
156-60-5	trans-1,2-Dichloroethene	5.0	U
1634-04-4	Methyl tert-butyl ether	5.0	U
75-34-3	1,1-Dichloroethane	5.0	U
108-05-4	Vinyl acetate	5.0	U
78-93-3	2-Butanone	5.0	U
156-59-2	cis-1,2-Dichloroethene	5.0	U
67-66-3	Chloroform	5.0	U
71-55-6	1,1,1-Trichloroethane	5.0	U
56-23-5	Carbon tetrachloride	5.0	U
107-06-2	1,2-Dichloroethane	5.0	U
71-43-2	Benzene	5.0	U
79-01-6	Trichloroethene	8.7	
78-87-5	1,2-Dichloropropane	5.0	U
75-27-4	Bromodichloromethane	5.0	U
10061-01-5	cis-1,3-Dichloropropene	5.0	U
108-10-1	4-Methyl-2-pentanone	5.0	U
108-88-3	Toluene	5.0	U
10061-02-6	trans-1,3-Dichloropropene	5.0	U
79-00-5	1,1,2-Trichloroethane	5.0	U
127-18-4	Tetrachloroethene	5.0	U
591-78-6	2-Hexanone	5.0	U
124-48-1	Dibromochloromethane	5.0	U
108-90-7	Chlorobenzene	5.0	U
100-41-4	Ethylbenzene	5.0	U
1330-20-7	m,p-Xylene	5.0	U
95-47-6	o-Xylene	5.0	U

1B - FORM I VOA-2

VOLATILE ORGANICS ANALYSIS DATA SHEET

CLIENT SAMPLE NO.

690-MW-6-O

Lab Name: MITKEM LABORATORIES Contract:

Lab Code: MITKEM Case No.: J1785 Mod. Ref No.: SDG No.: SJ1785

Matrix: (SOIL/SED/WATER) WATER Lab Sample ID: J1785-09A

Sample wt/vol: 5.00 (g/mL) ML Lab File ID: V6H6750.D

Level: (TRACE/LOW/MED) LOW Date Received: 09/17/2010

% Moisture: not dec. Date Analyzed: 09/24/2010

GC Column: DB-624 ID: 0.25 (mm) Dilution Factor: 1.0

Soil Extract Volume: (uL) Soil Aliquot Volume: (uL)

Purge Volume: 5.0 (mL)

CAS NO.	COMPOUND	CONCENTRATION UNITS: (ug/L or ug/Kg) µG/L	Q
1330-20-7	Xylene (Total)	5.0	U
100-42-5	Styrene	5.0	U
75-25-2	Bromoform	5.0	U
98-82-8	Isopropylbenzene	5.0	U
79-34-5	1,1,2,2-Tetrachloroethane	5.0	U
103-65-1	n-Propylbenzene	5.0	U
108-67-8	1,3,5-Trimethylbenzene	5.0	U
98-06-6	tert-Butylbenzene	5.0	U
95-63-6	1,2,4-Trimethylbenzene	5.0	U
135-98-8	sec-Butylbenzene	5.0	U
99-87-6	4-Isopropyltoluene	5.0	U
541-73-1	1,3-Dichlorobenzene	5.0	U
106-46-7	1,4-Dichlorobenzene	5.0	U
104-51-8	n-Butylbenzene	5.0	U
95-50-1	1,2-Dichlorobenzene	5.0	U
91-20-3	Naphthalene	5.0	U
110-75-8	2-Chloroethyl vinyl ether	5.0	U

1J - FORM I VOA-TIC

VOLATILE ORGANICS ANALYSIS DATA SHEET

TENTATIVELY IDENTIFIED COMPOUNDS

CLIENT SAMPLE NO.

690-MW-6-O

Lab Name: MITKEM LABORATORIES Contract:

Lab Code: MITKEM Case No.: J1785 Mod. Ref No.: SDG No.: SJ1785

Matrix: (SOIL/SED/WATER) WATER Lab Sample ID: J1785-09A

Sample wt/vol: 5.00 (g/mL) ML Lab File ID: V6H6750.D

Level: (TRACE or LOW/MED) LOW Date Received: 09/17/2010

% Moisture: not dec. Date Analyzed: 09/24/2010

GC Column: DB-624 ID: 0.25 (mm) Dilution Factor: 1.0

Soil Extract Volume: (uL) Soil Aliquot Volume: (uL)

CONCENTRATION UNITS: (ug/L or ug/Kg) µG/L Purge Volume: 5.0 (mL)

CAS NUMBER	COMPOUND NAME	RT	EST. CONC.	Q
E96679€[1]	Total Alkanes	N/A		

[1]EPA-designated Registry Number.

1A - FORM I VOA-1

VOLATILE ORGANICS ANALYSIS DATA SHEET

CLIENT SAMPLE NO.

690-MW-3-O

Lab Name: MITKEM LABORATORIES Contract:

Lab Code: MITKEM Case No.: J1785 Mod. Ref No.: SDG No.: SJ1785

Matrix: (SOIL/SED/WATER) WATER Lab Sample ID: J1785-10A

Sample wt/vol: 5.00 (g/mL) ML Lab File ID: V6H6751.D

Level: (TRACE/LOW/MED) LOW Date Received: 09/17/2010

% Moisture: not dec. Date Analyzed: 09/24/2010

GC Column: DB-624 ID: 0.25 (mm) Dilution Factor: 1.0

Soil Extract Volume: (uL) Soil Aliquot Volume: (uL)

Purge Volume: 5.0 (mL)

CAS NO.	COMPOUND	CONCENTRATION UNITS: (ug/L or ug/Kg) µG/L	Q
74-87-3	Chloromethane	5.0	U
75-01-4	Vinyl chloride	5.0	U
74-83-9	Bromomethane	5.0	U
75-00-3	Chloroethane	5.0	U
75-69-4	Trichlorofluoromethane	5.0	U
75-35-4	1,1-Dichloroethene	5.0	U
67-64-1	Acetone	5.0	U
75-15-0	Carbon disulfide	5.0	U
75-09-2	Methylene chloride	5.0	U
156-60-5	trans-1,2-Dichloroethene	5.0	U
1634-04-4	Methyl tert-butyl ether	5.0	U
75-34-3	1,1-Dichloroethane	5.0	U
108-05-4	Vinyl acetate	5.0	U
78-93-3	2-Butanone	5.0	U
156-59-2	cis-1,2-Dichloroethene	2.9	J
67-66-3	Chloroform	5.0	U
71-55-6	1,1,1-Trichloroethane	5.0	U
56-23-5	Carbon tetrachloride	5.0	U
107-06-2	1,2-Dichloroethane	5.0	U
71-43-2	Benzene	5.0	U
79-01-6	Trichloroethene	23	
78-87-5	1,2-Dichloropropane	5.0	U
75-27-4	Bromodichloromethane	5.0	U
10061-01-5	cis-1,3-Dichloropropene	5.0	U
108-10-1	4-Methyl-2-pentanone	5.0	U
108-88-3	Toluene	5.0	U
10061-02-6	trans-1,3-Dichloropropene	5.0	U
79-00-5	1,1,2-Trichloroethane	5.0	U
127-18-4	Tetrachloroethene	5.0	U
591-78-6	2-Hexanone	5.0	U
124-48-1	Dibromochloromethane	5.0	U
108-90-7	Chlorobenzene	5.0	U
100-41-4	Ethylbenzene	5.0	U
1330-20-7	m,p-Xylene	5.0	U
95-47-6	o-Xylene	5.0	U

1B - FORM I VOA-2

VOLATILE ORGANICS ANALYSIS DATA SHEET

CLIENT SAMPLE NO.

690-MW-3-O

Lab Name: MITKEM LABORATORIES Contract:

Lab Code: MITKEM Case No.: J1785 Mod. Ref No.: SDG No.: SJ1785

Matrix: (SOIL/SED/WATER) WATER Lab Sample ID: J1785-10A

Sample wt/vol: 5.00 (g/mL) ML Lab File ID: V6H6751.D

Level: (TRACE/LOW/MED) LOW Date Received: 09/17/2010

% Moisture: not dec. Date Analyzed: 09/24/2010

GC Column: DB-624 ID: 0.25 (mm) Dilution Factor: 1.0

Soil Extract Volume: (uL) Soil Aliquot Volume: (uL)

Purge Volume: 5.0 (mL)

CAS NO.	COMPOUND	CONCENTRATION UNITS: (ug/L or ug/Kg) µG/L	Q
1330-20-7	Xylene (Total)	5.0	U
100-42-5	Styrene	5.0	U
75-25-2	Bromoform	5.0	U
98-82-8	Isopropylbenzene	5.0	U
79-34-5	1,1,2,2-Tetrachloroethane	5.0	U
103-65-1	n-Propylbenzene	5.0	U
108-67-8	1,3,5-Trimethylbenzene	5.0	U
98-06-6	tert-Butylbenzene	5.0	U
95-63-6	1,2,4-Trimethylbenzene	5.0	U
135-98-8	sec-Butylbenzene	5.0	U
99-87-6	4-Isopropyltoluene	5.0	U
541-73-1	1,3-Dichlorobenzene	5.0	U
106-46-7	1,4-Dichlorobenzene	5.0	U
104-51-8	n-Butylbenzene	5.0	U
95-50-1	1,2-Dichlorobenzene	5.0	U
91-20-3	Naphthalene	5.0	U
110-75-8	2-Chloroethyl vinyl ether	5.0	U

1J - FORM I VOA-TIC

VOLATILE ORGANICS ANALYSIS DATA SHEET

TENTATIVELY IDENTIFIED COMPOUNDS

CLIENT SAMPLE NO.

690-MW-3-O

Lab Name: MITKEM LABORATORIES Contract:

Lab Code: MITKEM Case No.: J1785 Mod. Ref No.: SDG No.: SJ1785

Matrix: (SOIL/SED/WATER) WATER Lab Sample ID: J1785-10A

Sample wt/vol: 5.00 (g/mL) ML Lab File ID: V6H6751.D

Level: (TRACE or LOW/MED) LOW Date Received: 09/17/2010

% Moisture: not dec. Date Analyzed: 09/24/2010

GC Column: DB-624 ID: 0.25 (mm) Dilution Factor: 1.0

Soil Extract Volume: (uL) Soil Aliquot Volume: (uL)

CONCENTRATION UNITS: (ug/L or ug/Kg) µG/L Purge Volume: 5.0 (mL)

CAS NUMBER	COMPOUND NAME	RT	EST. CONC.	Q
E96679[1]	Total Alkanes	N/A		

[1]EPA-designated Registry Number.

1A - FORM I VOA-1

VOLATILE ORGANICS ANALYSIS DATA SHEET

CLIENT SAMPLE NO.

MB-54131

Lab Name: MITKEM LABORATORIES Contract:

Lab Code: MITKEM Case No.: J1785 Mod. Ref No.: SDG No.: SJ1785

Matrix: (SOIL/SED/WATER) WATER Lab Sample ID: MB-54131

Sample wt/vol: 5.00 (g/mL) ML Lab File ID: V6H6517.D

Level: (TRACE/LOW/MED) LOW Date Received:

% Moisture: not dec. Date Analyzed: 09/16/2010

GC Column: DB-624 ID: 0.25 (mm) Dilution Factor: 1.0

Soil Extract Volume: (uL) Soil Aliquot Volume: (uL)

Purge Volume: 5.0 (mL)

CAS NO.	COMPOUND	CONCENTRATION UNITS: (ug/L or ug/Kg) µG/L	Q
74-87-3	Chloromethane	5.0	U
75-01-4	Vinyl chloride	5.0	U
74-83-9	Bromomethane	5.0	U
75-00-3	Chloroethane	5.0	U
75-69-4	Trichlorofluoromethane	5.0	U
75-35-4	1,1-Dichloroethene	5.0	U
67-64-1	Acetone	5.0	U
75-15-0	Carbon disulfide	5.0	U
75-09-2	Methylene chloride	5.0	U
156-60-5	trans-1,2-Dichloroethene	5.0	U
1634-04-4	Methyl tert-butyl ether	5.0	U
75-34-3	1,1-Dichloroethane	5.0	U
108-05-4	Vinyl acetate	5.0	U
78-93-3	2-Butanone	5.0	U
156-59-2	cis-1,2-Dichloroethene	5.0	U
67-66-3	Chloroform	5.0	U
71-55-6	1,1,1-Trichloroethane	5.0	U
56-23-5	Carbon tetrachloride	5.0	U
107-06-2	1,2-Dichloroethane	5.0	U
71-43-2	Benzene	5.0	U
79-01-6	Trichloroethene	5.0	U
78-87-5	1,2-Dichloropropane	5.0	U
75-27-4	Bromodichloromethane	5.0	U
10061-01-5	cis-1,3-Dichloropropene	5.0	U
108-10-1	4-Methyl-2-pentanone	5.0	U
108-88-3	Toluene	5.0	U
10061-02-6	trans-1,3-Dichloropropene	5.0	U
79-00-5	1,1,2-Trichloroethane	5.0	U
127-18-4	Tetrachloroethene	5.0	U
591-78-6	2-Hexanone	5.0	U
124-48-1	Dibromochloromethane	5.0	U
108-90-7	Chlorobenzene	5.0	U
100-41-4	Ethylbenzene	5.0	U
1330-20-7	m,p-Xylene	5.0	U
95-47-6	o-Xylene	5.0	U

1B - FORM I VOA-2

VOLATILE ORGANICS ANALYSIS DATA SHEET

CLIENT SAMPLE NO.

MB-54131

Lab Name: MITKEM LABORATORIES Contract:

Lab Code: MITKEM Case No.: J1785 Mod. Ref No.: SDG No.: SJ1785

Matrix: (SOIL/SED/WATER) WATER Lab Sample ID: MB-54131

Sample wt/vol: 5.00 (g/mL) ML Lab File ID: V6H6517.D

Level: (TRACE/LOW/MED) LOW Date Received:

% Moisture: not dec. Date Analyzed: 09/16/2010

GC Column: DB-624 ID: 0.25 (mm) Dilution Factor: 1.0

Soil Extract Volume: (uL) Soil Aliquot Volume: (uL)

Purge Volume: 5.0 (mL)

CAS NO.	COMPOUND	CONCENTRATION UNITS: (ug/L or ug/Kg) µG/L	Q
1330-20-7	Xylene (Total)	5.0	U
100-42-5	Styrene	5.0	U
75-25-2	Bromoform	5.0	U
98-82-8	Isopropylbenzene	5.0	U
79-34-5	1,1,2,2-Tetrachloroethane	5.0	U
103-65-1	n-Propylbenzene	5.0	U
108-67-8	1,3,5-Trimethylbenzene	5.0	U
98-06-6	tert-Butylbenzene	5.0	U
95-63-6	1,2,4-Trimethylbenzene	5.0	U
135-98-8	sec-Butylbenzene	5.0	U
99-87-6	4-Isopropyltoluene	5.0	U
541-73-1	1,3-Dichlorobenzene	5.0	U
106-46-7	1,4-Dichlorobenzene	5.0	U
104-51-8	n-Butylbenzene	5.0	U
95-50-1	1,2-Dichlorobenzene	5.0	U
91-20-3	Naphthalene	5.0	U
110-75-8	2-Chloroethyl vinyl ether	5.0	U

1J - FORM I VOA-TIC

VOLATILE ORGANICS ANALYSIS DATA SHEET

TENTATIVELY IDENTIFIED COMPOUNDS

CLIENT SAMPLE NO.

MB-54131

Lab Name: MITKEM LABORATORIES Contract:

Lab Code: MITKEM Case No.: J1785 Mod. Ref No.: SDG No.: SJ1785

Matrix: (SOIL/SED/WATER) WATER Lab Sample ID: MB-54131

Sample wt/vol: 5.00 (g/mL) ML Lab File ID: V6H6517.D

Level: (TRACE or LOW/MED) LOW Date Received:

% Moisture: not dec. Date Analyzed: 09/16/2010

GC Column: DB-624 ID: 0.25 (mm) Dilution Factor: 1.0

Soil Extract Volume: (uL) Soil Aliquot Volume: (uL)

CONCENTRATION UNITS: (ug/L or ug/Kg) µG/L Purge Volume: 5.0 (mL)

CAS NUMBER	COMPOUND NAME	RT	EST. CONC.	Q
E96679€ [1]	Total Alkanes	N/A		

[1] EPA-designated Registry Number.

1A - FORM I VOA-1

VOLATILE ORGANICS ANALYSIS DATA SHEET

CLIENT SAMPLE NO.

MB-54167

Lab Name: MITKEM LABORATORIES Contract:

Lab Code: MITKEM Case No.: J1785 Mod. Ref No.: SDG No.: SJ1785

Matrix: (SOIL/SED/WATER) WATER Lab Sample ID: MB-54167

Sample wt/vol: 5.00 (g/mL) ML Lab File ID: V6H6545.D

Level: (TRACE/LOW/MED) LOW Date Received:

% Moisture: not dec. Date Analyzed: 09/17/2010

GC Column: DB-624 ID: 0.25 (mm) Dilution Factor: 1.0

Soil Extract Volume: (uL) Soil Aliquot Volume: (uL)

Purge Volume: 5.0 (mL)

CAS NO.	COMPOUND	CONCENTRATION UNITS: (ug/L or ug/Kg) µG/L	Q
74-87-3	Chloromethane	5.0	U
75-01-4	Vinyl chloride	5.0	U
74-83-9	Bromomethane	5.0	U
75-00-3	Chloroethane	5.0	U
75-69-4	Trichlorofluoromethane	5.0	U
75-35-4	1,1-Dichloroethene	5.0	U
67-64-1	Acetone	5.0	U
75-15-0	Carbon disulfide	5.0	U
75-09-2	Methylene chloride	5.0	U
156-60-5	trans-1,2-Dichloroethene	5.0	U
1634-04-4	Methyl tert-butyl ether	5.0	U
75-34-3	1,1-Dichloroethane	5.0	U
108-05-4	Vinyl acetate	5.0	U
78-93-3	2-Butanone	5.0	U
156-59-2	cis-1,2-Dichloroethene	5.0	U
67-66-3	Chloroform	5.0	U
71-55-6	1,1,1-Trichloroethane	5.0	U
56-23-5	Carbon tetrachloride	5.0	U
107-06-2	1,2-Dichloroethane	5.0	U
71-43-2	Benzene	5.0	U
79-01-6	Trichloroethene	5.0	U
78-87-5	1,2-Dichloropropane	5.0	U
75-27-4	Bromodichloromethane	5.0	U
10061-01-5	cis-1,3-Dichloropropene	5.0	U
108-10-1	4-Methyl-2-pentanone	5.0	U
108-88-3	Toluene	5.0	U
10061-02-6	trans-1,3-Dichloropropene	5.0	U
79-00-5	1,1,2-Trichloroethane	5.0	U
127-18-4	Tetrachloroethene	5.0	U
591-78-6	2-Hexanone	5.0	U
124-48-1	Dibromochloromethane	5.0	U
108-90-7	Chlorobenzene	5.0	U
100-41-4	Ethylbenzene	5.0	U
1330-20-7	m,p-Xylene	5.0	U
95-47-6	o-Xylene	5.0	U

1B - FORM I VOA-2

VOLATILE ORGANICS ANALYSIS DATA SHEET

CLIENT SAMPLE NO.

MB-54167

Lab Name: MITKEM LABORATORIES Contract:

Lab Code: MITKEM Case No.: J1785 Mod. Ref No.: SDG No.: SJ1785

Matrix: (SOIL/SED/WATER) WATER Lab Sample ID: MB-54167

Sample wt/vol: 5.00 (g/mL) ML Lab File ID: V6H6545.D

Level: (TRACE/LOW/MED) LOW Date Received:

% Moisture: not dec. Date Analyzed: 09/17/2010

GC Column: DB-624 ID: 0.25 (mm) Dilution Factor: 1.0

Soil Extract Volume: (uL) Soil Aliquot Volume: (uL)

Purge Volume: 5.0 (mL)

CAS NO.	COMPOUND	CONCENTRATION UNITS: (ug/L or ug/Kg) µG/L	Q
1330-20-7	Xylene (Total)	5.0	U
100-42-5	Styrene	5.0	U
75-25-2	Bromoform	5.0	U
98-82-8	Isopropylbenzene	5.0	U
79-34-5	1,1,2,2-Tetrachloroethane	5.0	U
103-65-1	n-Propylbenzene	5.0	U
108-67-8	1,3,5-Trimethylbenzene	5.0	U
98-06-6	tert-Butylbenzene	5.0	U
95-63-6	1,2,4-Trimethylbenzene	5.0	U
135-98-8	sec-Butylbenzene	5.0	U
99-87-6	4-Isopropyltoluene	5.0	U
541-73-1	1,3-Dichlorobenzene	5.0	U
106-46-7	1,4-Dichlorobenzene	5.0	U
104-51-8	n-Butylbenzene	5.0	U
95-50-1	1,2-Dichlorobenzene	5.0	U
91-20-3	Naphthalene	5.0	U J
110-75-8	2-Chloroethyl vinyl ether	5.0	U

1J - FORM I VOA-TIC

VOLATILE ORGANICS ANALYSIS DATA SHEET

TENTATIVELY IDENTIFIED COMPOUNDS

CLIENT SAMPLE NO.

MB-54167

Lab Name: MITKEM LABORATORIES Contract:

Lab Code: MITKEM Case No.: J1785 Mod. Ref No.: SDG No.: SJ1785

Matrix: (SOIL/SED/WATER) WATER Lab Sample ID: MB-54167

Sample wt/vol: 5.00 (g/mL) ML Lab File ID: V6H6545.D

Level: (TRACE or LOW/MED) LOW Date Received:

% Moisture: not dec. Date Analyzed: 09/17/2010

GC Column: DB-624 ID: 0.25 (mm) Dilution Factor: 1.0

Soil Extract Volume: (uL) Soil Aliquot Volume: (uL)

CONCENTRATION UNITS: (ug/L or ug/Kg) µG/L Purge Volume: 5.0 (mL)

CAS NUMBER	COMPOUND NAME	RT	EST. CONC.	Q
E96679[1]	Total Alkanes	N/A		

[1]EPA-designated Registry Number.

1A - FORM I VOA-1

VOLATILE ORGANICS ANALYSIS DATA SHEET

CLIENT SAMPLE NO.

MB-54312

Lab Name: MITKEM LABORATORIES Contract:

Lab Code: MITKEM Case No.: J1785 Mod. Ref No.: SDG No.: SJ1785

Matrix: (SOIL/SED/WATER) WATER Lab Sample ID: MB-54312

Sample wt/vol: 5.00 (g/mL) ML Lab File ID: V6H6747.D

Level: (TRACE/LOW/MED) LOW Date Received:

% Moisture: not dec. Date Analyzed: 09/24/2010

GC Column: DB-624 ID: 0.25 (mm) Dilution Factor: 1.0

Soil Extract Volume: (uL) Soil Aliquot Volume: (uL)

Purge Volume: 5.0 (mL)

CAS NO.	COMPOUND	CONCENTRATION UNITS: (ug/L or ug/Kg) µG/L	Q
74-87-3	Chloromethane	5.0	U
75-01-4	Vinyl chloride	5.0	U
74-83-9	Bromomethane	5.0	U
75-00-3	Chloroethane	5.0	U
75-69-4	Trichlorofluoromethane	5.0	U
75-35-4	1,1-Dichloroethene	5.0	U
67-64-1	Acetone	5.0	U
75-15-0	Carbon disulfide	5.0	U
75-09-2	Methylene chloride	5.0	U
156-60-5	trans-1,2-Dichloroethene	5.0	U
1634-04-4	Methyl tert-butyl ether	5.0	U
75-34-3	1,1-Dichloroethane	5.0	U
108-05-4	Vinyl acetate	5.0	U
78-93-3	2-Butanone	5.0	U
156-59-2	cis-1,2-Dichloroethene	5.0	U
67-66-3	Chloroform	5.0	U
71-55-6	1,1,1-Trichloroethane	5.0	U
56-23-5	Carbon tetrachloride	5.0	U
107-06-2	1,2-Dichloroethane	5.0	U
71-43-2	Benzene	5.0	U
79-01-6	Trichloroethene	5.0	U
78-87-5	1,2-Dichloropropane	5.0	U
75-27-4	Bromodichloromethane	5.0	U
10061-01-5	cis-1,3-Dichloropropene	5.0	U
108-10-1	4-Methyl-2-pentanone	5.0	U
108-88-3	Toluene	5.0	U
10061-02-6	trans-1,3-Dichloropropene	5.0	U
79-00-5	1,1,2-Trichloroethane	5.0	U
127-18-4	Tetrachloroethene	5.0	U
591-78-6	2-Hexanone	5.0	U
124-48-1	Dibromochloromethane	5.0	U
108-90-7	Chlorobenzene	5.0	U
100-41-4	Ethylbenzene	5.0	U
1330-20-7	m,p-Xylene	5.0	U
95-47-6	o-Xylene	5.0	U

1B - FORM I VOA-2

VOLATILE ORGANICS ANALYSIS DATA SHEET

CLIENT SAMPLE NO.

MB-54312

Lab Name: MITKEM LABORATORIES Contract:

Lab Code: MITKEM Case No.: J1785 Mod. Ref No.: SDG No.: SJ1785

Matrix: (SOIL/SED/WATER) WATER Lab Sample ID: MB-54312

Sample wt/vol: 5.00 (g/mL) ML Lab File ID: V6H6747.D

Level: (TRACE/LOW/MED) LOW Date Received:

% Moisture: not dec. Date Analyzed: 09/24/2010

GC Column: DB-624 ID: 0.25 (mm) Dilution Factor: 1.0

Soil Extract Volume: (uL) Soil Aliquot Volume: (uL)

Purge Volume: 5.0 (mL)

CAS NO.	COMPOUND	CONCENTRATION UNITS: (ug/L or ug/Kg) µG/L	Q
1330-20-7	Xylene (Total)	5.0	U
100-42-5	Styrene	5.0	U
75-25-2	Bromoform	5.0	U
98-82-8	Isopropylbenzene	5.0	U
79-34-5	1,1,2,2-Tetrachloroethane	5.0	U
103-65-1	n-Propylbenzene	5.0	U
108-67-8	1,3,5-Trimethylbenzene	5.0	U
98-06-6	tert-Butylbenzene	5.0	U
95-63-6	1,2,4-Trimethylbenzene	5.0	U
135-98-8	sec-Butylbenzene	5.0	U
99-87-6	4-Isopropyltoluene	5.0	U
541-73-1	1,3-Dichlorobenzene	5.0	U
106-46-7	1,4-Dichlorobenzene	5.0	U
104-51-8	n-Butylbenzene	5.0	U
95-50-1	1,2-Dichlorobenzene	5.0	U
91-20-3	Naphthalene	5.0	U
110-75-8	2-Chloroethyl vinyl ether	5.0	U

1J - FORM I VOA-TIC

VOLATILE ORGANICS ANALYSIS DATA SHEET

TENTATIVELY IDENTIFIED COMPOUNDS

CLIENT SAMPLE NO.

MB-54312

Lab Name: MITKEM LABORATORIES Contract:

Lab Code: MITKEM Case No.: J1785 Mod. Ref No.: SDG No.: SJ1785

Matrix: (SOIL/SED/WATER) WATER Lab Sample ID: MB-54312

Sample wt/vol: 5.00 (g/mL) ML Lab File ID: V6H6747.D

Level: (TRACE or LOW/MED) LOW Date Received:

% Moisture: not dec. Date Analyzed: 09/24/2010

GC Column: DB-624 ID: 0.25 (mm) Dilution Factor: 1.0

Soil Extract Volume: (uL) Soil Aliquot Volume: (uL)

CONCENTRATION UNITS: (ug/L or ug/Kg) µG/L Purge Volume: 5.0 (mL)

CAS NUMBER	COMPOUND NAME	RT	EST. CONC.	Q
E96679[1]	Total Alkanes	N/A		

[1]EPA-designated Registry Number.

1A - FORM I VOA-1

VOLATILE ORGANICS ANALYSIS DATA SHEET

CLIENT SAMPLE NO.

LCS-54131

Lab Name: MITKEM LABORATORIES Contract:

Lab Code: MITKEM Case No.: J1785 Mod. Ref No.: SDG No.: SJ1785

Matrix: (SOIL/SED/WATER) WATER Lab Sample ID: LCS-54131

Sample wt/vol: 5.00 (g/mL) ML Lab File ID: V6H6513.D

Level: (TRACE/LOW/MED) LOW Date Received:

% Moisture: not dec. Date Analyzed: 09/16/2010

GC Column: DB-624 ID: 0.25 (mm) Dilution Factor: 1.0

Soil Extract Volume: (uL) Soil Aliquot Volume: (uL)

Purge Volume: 5.0 (mL)

CAS NO.	COMPOUND	CONCENTRATION UNITS: (ug/L or ug/Kg) µG/L	Q
74-87-3	Chloromethane	52	
75-01-4	Vinyl chloride	44	
74-83-9	Bromomethane	53	
75-00-3	Chloroethane	44	
75-69-4	Trichlorofluoromethane	47	
75-35-4	1,1-Dichloroethene	46	
67-64-1	Acetone	32	
75-15-0	Carbon disulfide	45	
75-09-2	Methylene chloride	49	
156-60-5	trans-1,2-Dichloroethene	48	
1634-04-4	Methyl tert-butyl ether	51	
75-34-3	1,1-Dichloroethane	48	
108-05-4	Vinyl acetate	52	
78-93-3	2-Butanone	48	
156-59-2	cis-1,2-Dichloroethene	49	
67-66-3	Chloroform	49	
71-55-6	1,1,1-Trichloroethane	46	
56-23-5	Carbon tetrachloride	48	
107-06-2	1,2-Dichloroethane	51	
71-43-2	Benzene	50	
79-01-6	Trichloroethene	49	
78-87-5	1,2-Dichloropropane	49	
75-27-4	Bromodichloromethane	50	
10061-01-5	cis-1,3-Dichloropropene	50	
108-10-1	4-Methyl-2-pentanone	50	
108-88-3	Toluene	50	
10061-02-6	trans-1,3-Dichloropropene	53	
79-00-5	1,1,2-Trichloroethane	49	
127-18-4	Tetrachloroethene	47	
591-78-6	2-Hexanone	40	
124-48-1	Dibromochloromethane	51	
108-90-7	Chlorobenzene	50	
100-41-4	Ethylbenzene	49	
1330-20-7	m,p-Xylene	100	
95-47-6	o-Xylene	49	

1B - FORM I VOA-2

VOLATILE ORGANICS ANALYSIS DATA SHEET

CLIENT SAMPLE NO.

LCS-54131

Lab Name: MITKEM LABORATORIES Contract:

Lab Code: MITKEM Case No.: J1785 Mod. Ref No.: SDG No.: SJ1785

Matrix: (SOIL/SED/WATER) WATER Lab Sample ID: LCS-54131

Sample wt/vol: 5.00 (g/mL) ML Lab File ID: V6H6513.D

Level: (TRACE/LOW/MED) LOW Date Received:

% Moisture: not dec. Date Analyzed: 09/16/2010

GC Column: DB-624 ID: 0.25 (mm) Dilution Factor: 1.0

Soil Extract Volume: (uL) Soil Aliquot Volume: (uL)

Purge Volume: 5.0 (mL)

CAS NO.	COMPOUND	CONCENTRATION UNITS: (ug/L or ug/Kg) µG/L	Q
1330-20-7	Xylene (Total)	150	
100-42-5	Styrene	51	
75-25-2	Bromoform	50	
98-82-8	Isopropylbenzene	49	
79-34-5	1,1,2,2-Tetrachloroethane	47	
103-65-1	n-Propylbenzene	49	
108-67-8	1,3,5-Trimethylbenzene	50	
98-06-6	tert-Butylbenzene	51	
95-63-6	1,2,4-Trimethylbenzene	50	
135-98-8	sec-Butylbenzene	49	
99-87-6	4-Isopropyltoluene	50	
541-73-1	1,3-Dichlorobenzene	48	
106-46-7	1,4-Dichlorobenzene	49	
104-51-8	n-Butylbenzene	48	
95-50-1	1,2-Dichlorobenzene	47	
91-20-3	Naphthalene	31	
110-75-8	2-Chloroethyl vinyl ether	47	

1A - FORM I VOA-1

VOLATILE ORGANICS ANALYSIS DATA SHEET

CLIENT SAMPLE NO.

LCS-54167

Lab Name: MITKEM LABORATORIES Contract:

Lab Code: MITKEM Case No.: J1785 Mod. Ref No.: SDG No.: SJ1785

Matrix: (SOIL/SED/WATER) WATER Lab Sample ID: LCS-54167

Sample wt/vol: 5.00 (g/mL) ML Lab File ID: V6H6542.D

Level: (TRACE/LOW/MED) LOW Date Received:

% Moisture: not dec. Date Analyzed: 09/17/2010

GC Column: DB-624 ID: 0.25 (mm) Dilution Factor: 1.0

Soil Extract Volume: (uL) Soil Aliquot Volume: (uL)

Purge Volume: 5.0 (mL)

CAS NO.	COMPOUND	CONCENTRATION UNITS: (ug/L or ug/Kg) µG/L	Q
74-87-3	Chloromethane	54	
75-01-4	Vinyl chloride	49	
74-83-9	Bromomethane	55	
75-00-3	Chloroethane	51	
75-69-4	Trichlorofluoromethane	47	
75-35-4	1,1-Dichloroethene	56	
67-64-1	Acetone	45	
75-15-0	Carbon disulfide	54	
75-09-2	Methylene chloride	53	
156-60-5	trans-1,2-Dichloroethene	54	
1634-04-4	Methyl tert-butyl ether	55	
75-34-3	1,1-Dichloroethane	56	
108-05-4	Vinyl acetate	58	
78-93-3	2-Butanone	51	
156-59-2	cis-1,2-Dichloroethene	55	
67-66-3	Chloroform	54	
71-55-6	1,1,1-Trichloroethane	52	
56-23-5	Carbon tetrachloride	54	
107-06-2	1,2-Dichloroethane	55	
71-43-2	Benzene	57	
79-01-6	Trichloroethene	56	
78-87-5	1,2-Dichloropropane	55	
75-27-4	Bromodichloromethane	56	
10061-01-5	cis-1,3-Dichloropropene	56	
108-10-1	4-Methyl-2-pentanone	54	
108-88-3	Toluene	56	
10061-02-6	trans-1,3-Dichloropropene	59	
79-00-5	1,1,2-Trichloroethane	54	
127-18-4	Tetrachloroethene	54	
591-78-6	2-Hexanone	46	
124-48-1	Dibromochloromethane	56	
108-90-7	Chlorobenzene	55	
100-41-4	Ethylbenzene	56	
1330-20-7	m,p-Xylene	110	
95-47-6	o-Xylene	56	

1B - FORM I VOA-2

VOLATILE ORGANICS ANALYSIS DATA SHEET

CLIENT SAMPLE NO.

LCS-54167

Lab Name: MITKEM LABORATORIES Contract:

Lab Code: MITKEM Case No.: J1785 Mod. Ref No.: SDG No.: SJ1785

Matrix: (SOIL/SED/WATER) WATER Lab Sample ID: LCS-54167

Sample wt/vol: 5.00 (g/mL) ML Lab File ID: V6H6542.D

Level: (TRACE/LOW/MED) LOW Date Received:

% Moisture: not dec. Date Analyzed: 09/17/2010

GC Column: DB-624 ID: 0.25 (mm) Dilution Factor: 1.0

Soil Extract Volume: (uL) Soil Aliquot Volume: (uL)

Purge Volume: 5.0 (mL)

CAS NO.	COMPOUND	CONCENTRATION UNITS: (ug/L or ug/Kg) µG/L	Q
1330-20-7	Xylene (Total)	170	
100-42-5	Styrene	57	
75-25-2	Bromoform	55	
98-82-8	Isopropylbenzene	56	
79-34-5	1,1,2,2-Tetrachloroethane	52	
103-65-1	n-Propylbenzene	57	
108-67-8	1,3,5-Trimethylbenzene	56	
98-06-6	tert-Butylbenzene	57	
95-63-6	1,2,4-Trimethylbenzene	57	
135-98-8	sec-Butylbenzene	55	
99-87-6	4-Isopropyltoluene	55	
541-73-1	1,3-Dichlorobenzene	55	
106-46-7	1,4-Dichlorobenzene	55	
104-51-8	n-Butylbenzene	54	
95-50-1	1,2-Dichlorobenzene	53	
91-20-3	Naphthalene	32	J
110-75-8	2-Chloroethyl vinyl ether	49	

1A - FORM I VOA-1

VOLATILE ORGANICS ANALYSIS DATA SHEET

CLIENT SAMPLE NO.

LCSD-54167

Lab Name: MITKEM LABORATORIES Contract:

Lab Code: MITKEM Case No.: J1785 Mod. Ref No.: SDG No.: SJ1785

Matrix: (SOIL/SED/WATER) WATER Lab Sample ID: LCSD-54167

Sample wt/vol: 5.00 (g/mL) ML Lab File ID: V6H6543.D

Level: (TRACE/LOW/MED) LOW Date Received:

% Moisture: not dec. Date Analyzed: 09/17/2010

GC Column: DB-624 ID: 0.25 (mm) Dilution Factor: 1.0

Soil Extract Volume: (uL) Soil Aliquot Volume: (uL)

Purge Volume: 5.0 (mL)

CAS NO.	COMPOUND	CONCENTRATION UNITS: (ug/L or ug/Kg) µG/L	Q
74-87-3	Chloromethane	52	
75-01-4	Vinyl chloride	55	
74-83-9	Bromomethane	57	
75-00-3	Chloroethane	55	
75-69-4	Trichlorofluoromethane	48	
75-35-4	1,1-Dichloroethene	57	
67-64-1	Acetone	55	
75-15-0	Carbon disulfide	59	
75-09-2	Methylene chloride	57	
156-60-5	trans-1,2-Dichloroethene	59	
1634-04-4	Methyl tert-butyl ether	59	
75-34-3	1,1-Dichloroethane	57	
108-05-4	Vinyl acetate	62	
78-93-3	2-Butanone	61	
156-59-2	cis-1,2-Dichloroethene	59	
67-66-3	Chloroform	59	
71-55-6	1,1,1-Trichloroethane	60	
56-23-5	Carbon tetrachloride	59	
107-06-2	1,2-Dichloroethane	60	
71-43-2	Benzene	61	
79-01-6	Trichloroethene	59	
78-87-5	1,2-Dichloropropane	58	
75-27-4	Bromodichloromethane	60	
10061-01-5	cis-1,3-Dichloropropene	60	
108-10-1	4-Methyl-2-pentanone	61	
108-88-3	Toluene	60	
10061-02-6	trans-1,3-Dichloropropene	64	
79-00-5	1,1,2-Trichloroethane	58	
127-18-4	Tetrachloroethene	57	
591-78-6	2-Hexanone	54	
124-48-1	Dibromochloromethane	60	
108-90-7	Chlorobenzene	59	
100-41-4	Ethylbenzene	59	
1330-20-7	m,p-Xylene	120	
95-47-6	o-Xylene	58	

1B - FORM I VOA-2

VOLATILE ORGANICS ANALYSIS DATA SHEET

CLIENT SAMPLE NO.

LCSD-54167

Lab Name: MITKEM LABORATORIES Contract:

Lab Code: MITKEM Case No.: J1785 Mod. Ref No.: SDG No.: SJ1785

Matrix: (SOIL/SED/WATER) WATER Lab Sample ID: LCSD-54167

Sample wt/vol: 5.00 (g/mL) ML Lab File ID: V6H6543.D

Level: (TRACE/LOW/MED) LOW Date Received:

% Moisture: not dec. Date Analyzed: 09/17/2010

GC Column: DB-624 ID: 0.25 (mm) Dilution Factor: 1.0

Soil Extract Volume: (uL) Soil Aliquot Volume: (uL)

Purge Volume: 5.0 (mL)

CAS NO.	COMPOUND	CONCENTRATION UNITS: (ug/L or ug/Kg) µG/L	Q
1330-20-7	Xylene (Total)	180	
100-42-5	Styrene	60	
75-25-2	Bromoform	60	
98-82-8	Isopropylbenzene	58	
79-34-5	1,1,2,2-Tetrachloroethane	55	
103-65-1	n-Propylbenzene	58	
108-67-8	1,3,5-Trimethylbenzene	59	
98-06-6	tert-Butylbenzene	59	
95-63-6	1,2,4-Trimethylbenzene	60	
135-98-8	sec-Butylbenzene	57	
99-87-6	4-Isopropyltoluene	57	
541-73-1	1,3-Dichlorobenzene	57	
106-46-7	1,4-Dichlorobenzene	57	
104-51-8	n-Butylbenzene	56	
95-50-1	1,2-Dichlorobenzene	55	
91-20-3	Naphthalene	36	J
110-75-8	2-Chloroethyl vinyl ether	55	

1A - FORM I VOA-1

VOLATILE ORGANICS ANALYSIS DATA SHEET

CLIENT SAMPLE NO.

LCS-54312

Lab Name: MITKEM LABORATORIES Contract:

Lab Code: MITKEM Case No.: J1785 Mod. Ref No.: SDG No.: SJ1785

Matrix: (SOIL/SED/WATER) WATER Lab Sample ID: LCS-54312

Sample wt/vol: 5.00 (g/mL) ML Lab File ID: V6H6743.D

Level: (TRACE/LOW/MED) LOW Date Received:

% Moisture: not dec. Date Analyzed: 09/24/2010

GC Column: DB-624 ID: 0.25 (mm) Dilution Factor: 1.0

Soil Extract Volume: (uL) Soil Aliquot Volume: (uL)

Purge Volume: 5.0 (mL)

CAS NO.	COMPOUND	CONCENTRATION UNITS: (ug/L or ug/Kg) µG/L	Q
74-87-3	Chloromethane	46	
75-01-4	Vinyl chloride	39	
74-83-9	Bromomethane	45	
75-00-3	Chloroethane	40	
75-69-4	Trichlorofluoromethane	42	
75-35-4	1,1-Dichloroethene	39	
67-64-1	Acetone	64	
75-15-0	Carbon disulfide	47	
75-09-2	Methylene chloride	50	
156-60-5	trans-1,2-Dichloroethene	49	
1634-04-4	Methyl tert-butyl ether	53	
75-34-3	1,1-Dichloroethane	47	
108-05-4	Vinyl acetate	52	
78-93-3	2-Butanone	68	
156-59-2	cis-1,2-Dichloroethene	50	
67-66-3	Chloroform	48	
71-55-6	1,1,1-Trichloroethane	45	
56-23-5	Carbon tetrachloride	45	
107-06-2	1,2-Dichloroethane	47	
71-43-2	Benzene	51	
79-01-6	Trichloroethene	51	
78-87-5	1,2-Dichloropropane	51	
75-27-4	Bromodichloromethane	48	
10061-01-5	cis-1,3-Dichloropropene	52	
108-10-1	4-Methyl-2-pentanone	63	
108-88-3	Toluene	51	
10061-02-6	trans-1,3-Dichloropropene	52	
79-00-5	1,1,2-Trichloroethane	52	
127-18-4	Tetrachloroethene	48	
591-78-6	2-Hexanone	69	
124-48-1	Dibromochloromethane	50	
108-90-7	Chlorobenzene	50	
100-41-4	Ethylbenzene	50	
1330-20-7	m,p-Xylene	100	
95-47-6	o-Xylene	50	

1B - FORM I VOA-2

VOLATILE ORGANICS ANALYSIS DATA SHEET

CLIENT SAMPLE NO.

LCS-54312

Lab Name: MITKEM LABORATORIES Contract:

Lab Code: MITKEM Case No.: J1785 Mod. Ref No.: SDG No.: SJ1785

Matrix: (SOIL/SED/WATER) WATER Lab Sample ID: LCS-54312

Sample wt/vol: 5.00 (g/mL) ML Lab File ID: V6H6743.D

Level: (TRACE/LOW/MED) LOW Date Received:

% Moisture: not dec. Date Analyzed: 09/24/2010

GC Column: DB-624 ID: 0.25 (mm) Dilution Factor: 1.0

Soil Extract Volume: (uL) Soil Aliquot Volume: (uL)

Purge Volume: 5.0 (mL)

CAS NO.	COMPOUND	CONCENTRATION UNITS: (ug/L or ug/Kg) µG/L	Q
1330-20-7	Xylene (Total)	150	
100-42-5	Styrene	51	
75-25-2	Bromoform	51	
98-82-8	Isopropylbenzene	50	
79-34-5	1,1,2,2-Tetrachloroethane	53	
103-65-1	n-Propylbenzene	48	
108-67-8	1,3,5-Trimethylbenzene	49	
98-06-6	tert-Butylbenzene	50	
95-63-6	1,2,4-Trimethylbenzene	49	
135-98-8	sec-Butylbenzene	50	
99-87-6	4-Isopropyltoluene	49	
541-73-1	1,3-Dichlorobenzene	50	
106-46-7	1,4-Dichlorobenzene	50	
104-51-8	n-Butylbenzene	50	
95-50-1	1,2-Dichlorobenzene	50	
91-20-3	Naphthalene	55	
110-75-8	2-Chloroethyl vinyl ether	56	

1D - FORM I SV-1

SEMIVOLATILE ORGANICS ANALYSIS DATA SHEET

CLIENT SAMPLE NO.

690-BW-1-O

Lab Name: MITKEM LABORATORIES Contract:

Lab Code: MITKEM Case No.: J1785 Mod. Ref No.: SDG No.: SJ1785

Matrix: (SOIL/SED/WATER) WATER Lab Sample ID: J1785-01C

Sample wt/vol: 1000 (g/mL) ML Lab File ID: S1G2300.D

Level: (LOW/MED) LOW Extraction: (Type) SEPF

% Moisture: Decanted: (Y/N) Date Received: 09/16/2010

Concentrated Extract Volume: 1000 (uL) Date Extracted: 09/17/2010

Injection Volume: 1.0 (uL) GPC Factor: 1.00 Date Analyzed: 09/25/2010

GPC Cleanup: (Y/N) N pH: Dilution Factor: 1.0

CAS NO.	COMPOUND	CONCENTRATION UNITS: (ug/L or ug/Kg) UG/L	Q
108-95-2	Phenol	10	U
111-44-4	Bis(2-chloroethyl)ether	10	U
95-57-8	2-Chlorophenol	10	U
541-73-1	1,3-Dichlorobenzene	10	U
106-46-7	1,4-Dichlorobenzene	10	U
95-50-1	1,2-Dichlorobenzene	10	U
95-48-7	2-Methylphenol	10	U
108-60-1	2,2'-oxybis(1-Chloropropane)	10	U
106-44-5	4-Methylphenol	10	U
621-64-7	N-Nitroso-di-n-propylamine	10	U
67-72-1	Hexachloroethane	10	U
98-95-3	Nitrobenzene	10	U
78-59-1	Isophorone	10	U
88-75-5	2-Nitrophenol	10	U
105-67-9	2,4-Dimethylphenol	10	U
120-83-2	2,4-Dichlorophenol	10	U
120-82-1	1,2,4-Trichlorobenzene	10	U
91-20-3	Naphthalene	10	U
106-47-8	4-Chloroaniline	10	U
111-91-1	Bis(2-chloroethoxy)methane	10	U
87-68-3	Hexachlorobutadiene	10	U
59-50-7	4-Chloro-3-methylphenol	10	U
91-57-6	2-Methylnaphthalene	10	U
77-47-4	Hexachlorocyclopentadiene	10	U
88-06-2	2,4,6-Trichlorophenol	10	U
95-95-4	2,4,5-Trichlorophenol	20	U
91-58-7	2-Chloronaphthalene	10	U
88-74-4	2-Nitroaniline	20	U
131-11-3	Dimethylphthalate	10	U
208-96-8	Acenaphthylene	10	U
606-20-2	2,6-Dinitrotoluene	10	U
99-09-2	3-Nitroaniline	20	U
83-32-9	Acenaphthene	10	U
51-28-5	2,4-Dinitrophenol	20	U
100-02-7	4-Nitrophenol	20	U
132-64-9	Dibenzofuran	10	U

1E - FORM I SV-2

SEMIVOLATILE ORGANICS ANALYSIS DATA SHEET

CLIENT SAMPLE NO.

690-BW-1-O

Lab Name: MITKEM LABORATORIES Contract:

Lab Code: MITKEM Case No.: J1785 Mod. Ref No.: SDG No.: SJ1785

Matrix: (SOIL/SED/WATER) WATER Lab Sample ID: J1785-01C

Sample wt/vol: 1000 (g/mL) ML Lab File ID: S1G2300.D

Level: (LOW/MED) LOW Extraction: (Type) SEPF

% Moisture: Decanted: (Y/N) Date Received: 09/16/2010

Concentrated Extract Volume: 1000 (uL) Date Extracted: 09/17/2010

Injection Volume: 1.0 (uL) GPC Factor: 1.00 Date Analyzed: 09/25/2010

GPC Cleanup: (Y/N) N pH: Dilution Factor: 1.0

CAS NO.	COMPOUND	CONCENTRATION UNITS: (ug/L or ug/Kg) UG/L	Q
121-14-2	2,4-Dinitrotoluene	10	U
84-66-2	Diethylphthalate	10	U
7005-72-3	4-Chlorophenyl-phenylether	10	U
86-73-7	Fluorene	10	U
100-01-6	4-Nitroaniline	20	U
534-52-1	4,6-Dinitro-2-methylphenol	20	U
86-30-6	N-Nitrosodiphenylamine	10	U
101-55-3	4-Bromophenyl-phenylether	10	U
118-74-1	Hexachlorobenzene	10	U
87-86-5	Pentachlorophenol	20	U
85-01-8	Phenanthrene	10	U
120-12-7	Anthracene	10	U
86-74-8	Carbazole	10	U
84-74-2	Di-n-butylphthalate	10	U
206-44-0	Fluoranthene	10	U
129-00-0	Pyrene	10	U
85-68-7	Butylbenzylphthalate	10	U
91-94-1	3,3'-Dichlorobenzidine	10	U
56-55-3	Benzo(a)anthracene	10	U
218-01-9	Chrysene	10	U
117-81-7	Bis(2-ethylhexyl)phthalate	10	U
117-84-0	Di-n-octylphthalate	10	U
205-99-2	Benzo(b)fluoranthene	10	U
207-08-9	Benzo(k)fluoranthene	10	U
50-32-8	Benzo(a)pyrene	10	U
193-39-5	Indeno(1,2,3-cd)pyrene	10	U
53-70-3	Dibenzo(a,h)anthracene	10	U
191-24-2	Benzo(g,h,i)perylene	10	U

1K - FORM I SV-TIC

SEMIVOLATILE ORGANICS ANALYSIS DATA SHEET

TENTATIVELY IDENTIFIED COMPOUNDS

CLIENT SAMPLE NO.

690-BW-1-O

Lab Name: MITKEM LABORATORIES Contract:

Lab Code: MITKEM Case No.: J1785 Mod. Ref No.: SDG No.: SJ1785

Matrix: (SOIL/SED/WATER) WATER Lab Sample ID: J1785-01C

Sample wt/vol: 1000 (g/mL) ML Lab File ID: S1G2300.D

Level: (TRACE or LOW/MED) LOW Extraction: (Type) SEPF

% Moisture: Decanted: (Y/N) Date Received: 09/16/2010

Concentrated Extract Volume: 1000 (uL) Date Extracted: 09/17/2010

Injection Volume: 1.0 (uL) GPC Factor: 1.00 Date Analyzed: 09/25/2010

GPC Cleanup: (Y/N) N pH: Dilution Factor: 1.0

CONCENTRATION UNITS: (ug/L or ug/Kg) UG/L

	CAS NUMBER	COMPOUND NAME	RT	EST. CONC.	Q
01		Unknown-01	5.705	6.0	J
02		Unknown-02	6.148	21	J
03		Unknown-03	6.817	13	J
04		Unknown-04	7.077	11	J
05		Unknown-05	7.271	11	J
06		Unknown-06	7.368	13	J
07		Unknown-07	7.606	6.9	J
08		Unknown-08	7.682	9.4	J
09		Unknown-09	7.779	9.0	J
10		Unknown-10	8.124	6.4	J
11		Unknown-11	8.178	7.5	J
12		Unknown-12	8.438	8.0	J
13		Unknown-13	8.513	12	J
14		Unknown-14	8.632	9.1	J
15		Unknown-15	8.751	6.6	J
16		Unknown-16	9.032	14	J
17		Unknown-17	9.280	12	J
18		Unknown-18	9.496	10	J
19		Unknown-19	10.836	7.2	J
20	10544-50-0	Cyclic octaatomic sulfur	11.635	280	NJ
	E96679[2]	Total Alkanes	N/A		

[2]EPA-designated Registry Number.

1D - FORM I SV-1

SEMIVOLATILE ORGANICS ANALYSIS DATA SHEET

CLIENT SAMPLE NO.

690-BW-2-O

Lab Name: MITKEM LABORATORIES Contract:

Lab Code: MITKEM Case No.: J1785 Mod. Ref No.: SDG No.: SJ1785

Matrix: (SOIL/SED/WATER) WATER Lab Sample ID: J1785-02C

Sample wt/vol: 1000 (g/mL) ML Lab File ID: S1G2324.D

Level: (LOW/MED) LOW Extraction: (Type) SEPF

% Moisture: Decanted: (Y/N) Date Received: 09/16/2010

Concentrated Extract Volume: 1000 (uL) Date Extracted: 09/17/2010

Injection Volume: 1.0 (uL) GPC Factor: 1.00 Date Analyzed: 09/26/2010

GPC Cleanup: (Y/N) N pH: Dilution Factor: 1.0

CAS NO.	COMPOUND	CONCENTRATION UNITS: (ug/L or ug/Kg) UG/L	Q
108-95-2	Phenol	10	U
111-44-4	Bis(2-chloroethyl)ether	10	U
95-57-8	2-Chlorophenol	10	U
541-73-1	1,3-Dichlorobenzene	10	U
106-46-7	1,4-Dichlorobenzene	10	U
95-50-1	1,2-Dichlorobenzene	10	U
95-48-7	2-Methylphenol	10	U
108-60-1	2,2'-oxybis(1-Chloropropane)	10	U
106-44-5	4-Methylphenol	10	U
621-64-7	N-Nitroso-di-n-propylamine	10	U
67-72-1	Hexachloroethane	10	U
98-95-3	Nitrobenzene	10	U J
78-59-1	Isophorone	10	U
88-75-5	2-Nitrophenol	10	U
105-67-9	2,4-Dimethylphenol	10	U
120-83-2	2,4-Dichlorophenol	10	U
120-82-1	1,2,4-Trichlorobenzene	10	U
91-20-3	Naphthalene	10	U
106-47-8	4-Chloroaniline	10	U
111-91-1	Bis(2-chloroethoxy)methane	10	U
87-68-3	Hexachlorobutadiene	10	U
59-50-7	4-Chloro-3-methylphenol	10	U
91-57-6	2-Methylnaphthalene	10	U
77-47-4	Hexachlorocyclopentadiene	10	U
88-06-2	2,4,6-Trichlorophenol	10	U
95-95-4	2,4,5-Trichlorophenol	20	U
91-58-7	2-Chloronaphthalene	10	U
88-74-4	2-Nitroaniline	20	U
131-11-3	Dimethylphthalate	10	U
208-96-8	Acenaphthylene	10	U
606-20-2	2,6-Dinitrotoluene	10	U
99-09-2	3-Nitroaniline	20	U
83-32-9	Acenaphthene	10	U
51-28-5	2,4-Dinitrophenol	20	U J
100-02-7	4-Nitrophenol	20	U
132-64-9	Dibenzofuran	10	U

1E - FORM I SV-2

SEMIVOLATILE ORGANICS ANALYSIS DATA SHEET

CLIENT SAMPLE NO.

690-BW-2-O

Lab Name: MITKEM LABORATORIES Contract:

Lab Code: MITKEM Case No.: J1785 Mod. Ref No.: SDG No.: SJ1785

Matrix: (SOIL/SED/WATER) WATER Lab Sample ID: J1785-02C

Sample wt/vol: 1000 (g/mL) ML Lab File ID: S1G2324.D

Level: (LOW/MED) LOW Extraction: (Type) SEPF

% Moisture: Decanted: (Y/N) Date Received: 09/16/2010

Concentrated Extract Volume: 1000 (uL) Date Extracted: 09/17/2010

Injection Volume: 1.0 (uL) GPC Factor: 1.00 Date Analyzed: 09/26/2010

GPC Cleanup: (Y/N) N pH: Dilution Factor: 1.0

CAS NO.	COMPOUND	CONCENTRATION UNITS: (ug/L or ug/Kg) UG/L	Q
121-14-2	2,4-Dinitrotoluene	10	U
84-66-2	Diethylphthalate	10	U
7005-72-3	4-Chlorophenyl-phenylether	10	U
86-73-7	Fluorene	10	U
100-01-6	4-Nitroaniline	20	U
534-52-1	4,6-Dinitro-2-methylphenol	20	U
86-30-6	N-Nitrosodiphenylamine	10	U
101-55-3	4-Bromophenyl-phenylether	10	U
118-74-1	Hexachlorobenzene	10	U
87-86-5	Pentachlorophenol	20	U
85-01-8	Phenanthrene	1.1	J
120-12-7	Anthracene	10	U
86-74-8	Carbazole	10	U
84-74-2	Di-n-butylphthalate	10	U
206-44-0	Fluoranthene	10	U
129-00-0	Pyrene	10	U J
85-68-7	Butylbenzylphthalate	10	U J
91-94-1	3,3'-Dichlorobenzidine	10	U J
56-55-3	Benzo(a)anthracene	10	U J
218-01-9	Chrysene	10	U J
117-81-7	Bis(2-ethylhexyl)phthalate	2.7	J
117-84-0	Di-n-octylphthalate	10	U J
205-99-2	Benzo(b)fluoranthene	10	U J
207-08-9	Benzo(k)fluoranthene	10	U J
50-32-8	Benzo(a)pyrene	10	U J
193-39-5	Indeno(1,2,3-cd)pyrene	10	U J
53-70-3	Dibenzo(a,h)anthracene	10	U J
191-24-2	Benzo(g,h,i)perylene	10	U J

1K - FORM I SV-TIC

SEMIVOLATILE ORGANICS ANALYSIS DATA SHEET

TENTATIVELY IDENTIFIED COMPOUNDS

CLIENT SAMPLE NO.

690-BW-2-O

Lab Name: MITKEM LABORATORIES Contract:

Lab Code: MITKEM Case No.: J1785 Mod. Ref No.: SDG No.: SJ1785

Matrix: (SOIL/SED/WATER) WATER Lab Sample ID: J1785-02C

Sample wt/vol: 1000 (g/mL) ML Lab File ID: S1G2324.D

Level: (TRACE or LOW/MED) LOW Extraction: (Type) SEPF

% Moisture: Decanted: (Y/N) Date Received: 09/16/2010

Concentrated Extract Volume: 1000 (uL) Date Extracted: 09/17/2010

Injection Volume: 1.0 (uL) GPC Factor: 1.00 Date Analyzed: 09/26/2010

GPC Cleanup: (Y/N) N pH: Dilution Factor: 1.0

CONCENTRATION UNITS: (ug/L or ug/Kg) UG/L

	CAS NUMBER	COMPOUND NAME	RT	EST. CONC.	Q
01		Unknown-01	3.899	9.1	J
02	768-95-6	1-Adamantanol	5.962	11	NJ
03		Unknown-02	6.049	19	J
04		Unknown-03	6.502	9.8	J
05		Unknown-04	6.664	9.0	J
06		Unknown-05	6.740	18	J
07		Unknown-06	7.194	9.9	J
08		Unknown-07	7.539	9.0	J
09		Unknown-08	8.641	17	J
10		Unknown-09	9.181	12	J
11	31295-56-4	Dodecane, 2,6,11-trimethyl-	9.613	45	NJ
12		Unknown-10	9.775	15	J
13		Unknown-11	10.024	13	J
14		Unknown-12	10.186	27	J
15	638-36-8	Hexadecane, 2,6,10,14-tetram	10.294	25	NJ
16	629-59-4	Tetradecane	10.758	26	NJ
17	544-63-8	Tetradecanoic acid	12.011	66	NJ
18		Unknown-13	13.134	21	J
19		Unknown-14	13.318	50	J
20		Unknown-15	14.247	21	J
	E96679[2]	Total Alkanes	N/A		

[2]EPA-designated Registry Number.

1D - FORM I SV-1

SEMIVOLATILE ORGANICS ANALYSIS DATA SHEET

CLIENT SAMPLE NO.

690-BW-3-O

Lab Name: MITKEM LABORATORIES Contract:

Lab Code: MITKEM Case No.: J1785 Mod. Ref No.: SDG No.: SJ1785

Matrix: (SOIL/SED/WATER) WATER Lab Sample ID: J1785-03C

Sample wt/vol: 1000 (g/mL) ML Lab File ID: S1G2302.D

Level: (LOW/MED) LOW Extraction: (Type) SEPF

% Moisture: Decanted: (Y/N) Date Received: 09/16/2010

Concentrated Extract Volume: 1000 (uL) Date Extracted: 09/17/2010

Injection Volume: 1.0 (uL) GPC Factor: 1.00 Date Analyzed: 09/25/2010

GPC Cleanup: (Y/N) N pH: Dilution Factor: 1.0

CAS NO.	COMPOUND	CONCENTRATION UNITS: (ug/L or ug/Kg) UG/L	Q
108-95-2	Phenol	10	U
111-44-4	Bis(2-chloroethyl)ether	10	U
95-57-8	2-Chlorophenol	10	U
541-73-1	1,3-Dichlorobenzene	10	U
106-46-7	1,4-Dichlorobenzene	10	U
95-50-1	1,2-Dichlorobenzene	10	U
95-48-7	2-Methylphenol	10	U
108-60-1	2,2'-oxybis(1-Chloropropane)	10	U
106-44-5	4-Methylphenol	10	U
621-64-7	N-Nitroso-di-n-propylamine	10	U
67-72-1	Hexachloroethane	10	U
98-95-3	Nitrobenzene	10	U
78-59-1	Isophorone	10	U
88-75-5	2-Nitrophenol	10	U
105-67-9	2,4-Dimethylphenol	10	U
120-83-2	2,4-Dichlorophenol	10	U
120-82-1	1,2,4-Trichlorobenzene	10	U
91-20-3	Naphthalene	10	U
106-47-8	4-Chloroaniline	10	U
111-91-1	Bis(2-chloroethoxy)methane	10	U
87-68-3	Hexachlorobutadiene	10	U
59-50-7	4-Chloro-3-methylphenol	10	U
91-57-6	2-Methylnaphthalene	10	U
77-47-4	Hexachlorocyclopentadiene	10	U
88-06-2	2,4,6-Trichlorophenol	10	U
95-95-4	2,4,5-Trichlorophenol	20	U
91-58-7	2-Chloronaphthalene	10	U
88-74-4	2-Nitroaniline	20	U
131-11-3	Dimethylphthalate	10	U
208-96-8	Acenaphthylene	10	U
606-20-2	2,6-Dinitrotoluene	10	U
99-09-2	3-Nitroaniline	20	U
83-32-9	Acenaphthene	10	U
51-28-5	2,4-Dinitrophenol	20	UJ
100-02-7	4-Nitrophenol	20	U
132-64-9	Dibenzofuran	10	U

1E - FORM I SV-2

SEMIVOLATILE ORGANICS ANALYSIS DATA SHEET

CLIENT SAMPLE NO.

690-BW-3-O

Lab Name: MITKEM LABORATORIES Contract:

Lab Code: MITKEM Case No.: J1785 Mod. Ref No.: SDG No.: SJ1785

Matrix: (SOIL/SED/WATER) WATER Lab Sample ID: J1785-03C

Sample wt/vol: 1000 (g/mL) ML Lab File ID: S1G2302.D

Level: (LOW/MED) LOW Extraction: (Type) SEPF

% Moisture: Decanted: (Y/N) Date Received: 09/16/2010

Concentrated Extract Volume: 1000 (uL) Date Extracted: 09/17/2010

Injection Volume: 1.0 (uL) GPC Factor: 1.00 Date Analyzed: 09/25/2010

GPC Cleanup: (Y/N) N pH: Dilution Factor: 1.0

CAS NO.	COMPOUND	CONCENTRATION UNITS: (ug/L or ug/Kg) UG/L	Q
121-14-2	2,4-Dinitrotoluene	10	U
84-66-2	Diethylphthalate	10	U
7005-72-3	4-Chlorophenyl-phenylether	10	U
86-73-7	Fluorene	10	U
100-01-6	4-Nitroaniline	20	U
534-52-1	4,6-Dinitro-2-methylphenol	20	U
86-30-6	N-Nitrosodiphenylamine	10	U
101-55-3	4-Bromophenyl-phenylether	10	U
118-74-1	Hexachlorobenzene	10	U
87-86-5	Pentachlorophenol	20	U
85-01-8	Phenanthrene	10	U
120-12-7	Anthracene	10	U
86-74-8	Carbazole	10	U
84-74-2	Di-n-butylphthalate	10	U
206-44-0	Fluoranthene	10	U
129-00-0	Pyrene	10	U
85-68-7	Butylbenzylphthalate	10	U
91-94-1	3,3'-Dichlorobenzidine	10	U
56-55-3	Benzo(a)anthracene	10	U
218-01-9	Chrysene	10	U
117-81-7	Bis(2-ethylhexyl)phthalate	10	U
117-84-0	Di-n-octylphthalate	10	U
205-99-2	Benzo(b)fluoranthene	10	U
207-08-9	Benzo(k)fluoranthene	10	U
50-32-8	Benzo(a)pyrene	10	U
193-39-5	Indeno(1,2,3-cd)pyrene	10	U
53-70-3	Dibenzo(a,h)anthracene	10	U
191-24-2	Benzo(g,h,i)perylene	10	U

1K - FORM I SV-TIC

SEMIVOLATILE ORGANICS ANALYSIS DATA SHEET

TENTATIVELY IDENTIFIED COMPOUNDS

CLIENT SAMPLE NO.

690-BW-3-O

Lab Name: MITKEM LABORATORIES Contract:

Lab Code: MITKEM Case No.: J1785 Mod. Ref No.: SDG No.: SJ1785

Matrix: (SOIL/SED/WATER) WATER Lab Sample ID: J1785-03C

Sample wt/vol: 1000 (g/mL) ML Lab File ID: S1G2302.D

Level: (TRACE or LOW/MED) LOW Extraction: (Type) SEPF

% Moisture: Decanted: (Y/N) Date Received: 09/16/2010

Concentrated Extract Volume: 1000 (uL) Date Extracted: 09/17/2010

Injection Volume: 1.0 (uL) GPC Factor: 1.00 Date Analyzed: 09/25/2010

GPC Cleanup: (Y/N) N pH: Dilution Factor: 1.0

CONCENTRATION UNITS: (ug/L or ug/Kg) UG/L

	CAS NUMBER	COMPOUND NAME	RT	EST. CONC.	Q
01		Unknown-01	9.245	4.5	J
02	10544-50-0	Cyclic octaatomic sulfur	11.578	14	NJ
	E966796[2]	Total Alkanes	N/A		

[2]EPA-designated Registry Number.

1D - FORM I SV-1

SEMIVOLATILE ORGANICS ANALYSIS DATA SHEET

CLIENT SAMPLE NO.

690-DUP-D

Lab Name: MITKEM LABORATORIES Contract:

Lab Code: MITKEM Case No.: J1785 Mod. Ref No.: SDG No.: SJ1785

Matrix: (SOIL/SED/WATER) WATER Lab Sample ID: J1785-04C

Sample wt/vol: 1000 (g/mL) ML Lab File ID: S1G2325.D

Level: (LOW/MED) LOW Extraction: (Type) SEPF

% Moisture: Decanted: (Y/N) Date Received: 09/16/2010

Concentrated Extract Volume: 1000 (uL) Date Extracted: 09/17/2010

Injection Volume: 1.0 (uL) GPC Factor: 1.00 Date Analyzed: 09/26/2010

GPC Cleanup: (Y/N) N pH: Dilution Factor: 1.0

CAS NO.	COMPOUND	CONCENTRATION UNITS: (ug/L or ug/Kg) UG/L	Q
108-95-2	Phenol	10	U
111-44-4	Bis(2-chloroethyl)ether	10	U
95-57-8	2-Chlorophenol	10	U
541-73-1	1,3-Dichlorobenzene	10	U
106-46-7	1,4-Dichlorobenzene	10	U
95-50-1	1,2-Dichlorobenzene	10	U
95-48-7	2-Methylphenol	10	U
108-60-1	2,2'-oxybis(1-Chloropropane)	10	U
106-44-5	4-Methylphenol	10	U
621-64-7	N-Nitroso-di-n-propylamine	10	U
67-72-1	Hexachloroethane	10	U
98-95-3	Nitrobenzene	10	UJ
78-59-1	Isophorone	10	U
88-75-5	2-Nitrophenol	10	U
105-67-9	2,4-Dimethylphenol	10	U
120-83-2	2,4-Dichlorophenol	10	U
120-82-1	1,2,4-Trichlorobenzene	10	U
91-20-3	Naphthalene	10	U
106-47-8	4-Chloroaniline	10	U
111-91-1	Bis(2-chloroethoxy)methane	10	U
87-68-3	Hexachlorobutadiene	10	U
59-50-7	4-Chloro-3-methylphenol	10	U
91-57-6	2-Methylnaphthalene	10	U
77-47-4	Hexachlorocyclopentadiene	10	U
88-06-2	2,4,6-Trichlorophenol	10	U
95-95-4	2,4,5-Trichlorophenol	20	U
91-58-7	2-Chloronaphthalene	10	U
88-74-4	2-Nitroaniline	20	U
131-11-3	Dimethylphthalate	10	U
208-96-8	Acenaphthylene	10	U
606-20-2	2,6-Dinitrotoluene	10	U
99-09-2	3-Nitroaniline	20	U
83-32-9	Acenaphthene	10	U
51-28-5	2,4-Dinitrophenol	20	UJ
100-02-7	4-Nitrophenol	20	U
132-64-9	Dibenzofuran	10	U

1E - FORM I SV-2

SEMIVOLATILE ORGANICS ANALYSIS DATA SHEET

CLIENT SAMPLE NO.

690-DUP-D

Lab Name: MITKEM LABORATORIES Contract:

Lab Code: MITKEM Case No.: J1785 Mod. Ref No.: SDG No.: SJ1785

Matrix: (SOIL/SED/WATER) WATER Lab Sample ID: J1785-04C

Sample wt/vol: 1000 (g/mL) ML Lab File ID: S1G2325.D

Level: (LOW/MED) LOW Extraction: (Type) SEPF

% Moisture: Decanted: (Y/N) Date Received: 09/16/2010

Concentrated Extract Volume: 1000 (uL) Date Extracted: 09/17/2010

Injection Volume: 1.0 (uL) GPC Factor: 1.00 Date Analyzed: 09/26/2010

GPC Cleanup: (Y/N) N pH: Dilution Factor: 1.0

CAS NO.	COMPOUND	CONCENTRATION UNITS: (ug/L or ug/Kg) UG/L	Q
121-14-2	2,4-Dinitrotoluene	10	U
84-66-2	Diethylphthalate	10	U
7005-72-3	4-Chlorophenyl-phenylether	10	U
86-73-7	Fluorene	10	U
100-01-6	4-Nitroaniline	20	U
534-52-1	4,6-Dinitro-2-methylphenol	20	U
86-30-6	N-Nitrosodiphenylamine	10	U
101-55-3	4-Bromophenyl-phenylether	10	U
118-74-1	Hexachlorobenzene	10	U
87-86-5	Pentachlorophenol	20	U
85-01-8	Phenanthrene	1.1	J
120-12-7	Anthracene	10	U
86-74-8	Carbazole	10	U
84-74-2	Di-n-butylphthalate	10	U
206-44-0	Fluoranthene	10	U
129-00-0	Pyrene	10	U J
85-68-7	Butylbenzylphthalate	10	U J
91-94-1	3,3´-Dichlorobenzidine	10	U J
56-55-3	Benzo(a)anthracene	10	U J
218-01-9	Chrysene	10	U J
117-81-7	Bis(2-ethylhexyl)phthalate	2.8	J
117-84-0	Di-n-octylphthalate	10	U J
205-99-2	Benzo(b)fluoranthene	10	U J
207-08-9	Benzo(k)fluoranthene	10	U J
50-32-8	Benzo(a)pyrene	10	U J
193-39-5	Indeno(1,2,3-cd)pyrene	10	U J
53-70-3	Dibenzo(a,h)anthracene	10	U J
191-24-2	Benzo(g,h,i)perylene	10	U J

1K - FORM I SV-TIC

SEMIVOLATILE ORGANICS ANALYSIS DATA SHEET

TENTATIVELY IDENTIFIED COMPOUNDS

CLIENT SAMPLE NO.

690-DUP-D

Lab Name: MITKEM LABORATORIES Contract:

Lab Code: MITKEM Case No.: J1785 Mod. Ref No.: SDG No.: SJ1785

Matrix: (SOIL/SED/WATER) WATER Lab Sample ID: J1785-04C

Sample wt/vol: 1000 (g/mL) ML Lab File ID: S1G2325.D

Level: (TRACE or LOW/MED) LOW Extraction: (Type) SEPF

% Moisture: Decanted: (Y/N) Date Received: 09/16/2010

Concentrated Extract Volume: 1000 (uL) Date Extracted: 09/17/2010

Injection Volume: 1.0 (uL) GPC Factor: 1.00 Date Analyzed: 09/26/2010

GPC Cleanup: (Y/N) N pH: Dilution Factor: 1.0

CONCENTRATION UNITS: (ug/L or ug/Kg) UG/L

	CAS NUMBER	COMPOUND NAME	RT	EST. CONC.	Q
01		Unknown-01	5.553	10	J
02		Unknown-02	6.050	19	J
03		Unknown-03	6.223	18	J
04		Unknown-04	6.341	11	J
05		Unknown-05	6.665	11	J
06		Unknown-06	6.730	18	J
07	622-47-9	p-Tolylacetic acid	7.065	20	NJ
08		Unknown-07	7.119	13	J
09		Unknown-08	7.195	9.5	J
10		Unknown-09	8.016	18	J
11	31295-56-4	Dodecane, 2,6,11-trimethyl-	9.603	19	NJ
12	74645-98-0	Dodecane, 2,7,10-trimethyl-	10.295	16	NJ
13		Unknown-10	11.170	10	J
14		Unknown-11	11.569	26	J
15		Unknown-12	11.839	70	J
16	1560-92-5	Hexadecane, 2-methyl-	12.239	56	NJ
17		Unknown-13	12.433	100	J
18		Unknown-14	12.520	85	J
19	42217-02-7	1-Chloroeicosane	13.135	63	NJ
20		Unknown-15	14.226	39	J
	E96679€ [2]	Total Alkanes	N/A		

[2] EPA-designated Registry Number.

1D - FORM I SV-1

SEMIVOLATILE ORGANICS ANALYSIS DATA SHEET

CLIENT SAMPLE NO.

690-FIELD BLANK-O

Lab Name: MITKEM LABORATORIES Contract:

Lab Code: MITKEM Case No.: J1785 Mod. Ref No.: SDG No.: SJ1785

Matrix: (SOIL/SED/WATER) WATER Lab Sample ID: J1785-05C

Sample wt/vol: 850 (g/mL) ML Lab File ID: S1G2304.D

Level: (LOW/MED) LOW Extraction: (Type) SEPF

% Moisture: Decanted: (Y/N) Date Received: 09/16/2010

Concentrated Extract Volume: 1000 (uL) Date Extracted: 09/17/2010

Injection Volume: 1.0 (uL) GPC Factor: 1.00 Date Analyzed: 09/25/2010

GPC Cleanup: (Y/N) N pH: Dilution Factor: 1.0

CAS NO.	COMPOUND	CONCENTRATION UNITS: (ug/L or ug/Kg) UG/L	Q
108-95-2	Phenol	12	U
111-44-4	Bis(2-chloroethyl)ether	12	U
95-57-8	2-Chlorophenol	12	U
541-73-1	1,3-Dichlorobenzene	12	U
106-46-7	1,4-Dichlorobenzene	12	U
95-50-1	1,2-Dichlorobenzene	12	U
95-48-7	2-Methylphenol	12	U
108-60-1	2,2'-oxybis(1-Chloropropane)	12	U
106-44-5	4-Methylphenol	12	U
621-64-7	N-Nitroso-di-n-propylamine	12	U
67-72-1	Hexachloroethane	12	U
98-95-3	Nitrobenzene	12	U
78-59-1	Isophorone	12	U
88-75-5	2-Nitrophenol	12	U
105-67-9	2,4-Dimethylphenol	12	U
120-83-2	2,4-Dichlorophenol	12	U
120-82-1	1,2,4-Trichlorobenzene	12	U
91-20-3	Naphthalene	12	U
106-47-8	4-Chloroaniline	12	U
111-91-1	Bis(2-chloroethoxy)methane	12	U
87-68-3	Hexachlorobutadiene	12	U
59-50-7	4-Chloro-3-methylphenol	12	U
91-57-6	2-Methylnaphthalene	12	U
77-47-4	Hexachlorocyclopentadiene	12	U
88-06-2	2,4,6-Trichlorophenol	12	U
95-95-4	2,4,5-Trichlorophenol	24	U
91-58-7	2-Chloronaphthalene	12	U
88-74-4	2-Nitroaniline	24	U
131-11-3	Dimethylphthalate	12	U
208-96-8	Acenaphthylene	12	U
606-20-2	2,6-Dinitrotoluene	12	U
99-09-2	3-Nitroaniline	24	U
83-32-9	Acenaphthene	12	U
51-28-5	2,4-Dinitrophenol	24	U
100-02-7	4-Nitrophenol	24	U
132-64-9	Dibenzofuran	12	U

1E - FORM I SV-2

SEMIVOLATILE ORGANICS ANALYSIS DATA SHEET

CLIENT SAMPLE NO.

690-FIELD BLANK-O

Lab Name: MITKEM LABORATORIES Contract:

Lab Code: MITKEM Case No.: J1785 Mod. Ref No.: SDG No.: SJ1785

Matrix: (SOIL/SED/WATER) WATER Lab Sample ID: J1785-05C

Sample wt/vol: 850 (g/mL) ML Lab File ID: S1G2304.D

Level: (LOW/MED) LOW Extraction: (Type) SEPF

% Moisture: Decanted: (Y/N) Date Received: 09/16/2010

Concentrated Extract Volume: 1000 (uL) Date Extracted: 09/17/2010

Injection Volume: 1.0 (uL) GPC Factor: 1.00 Date Analyzed: 09/25/2010

GPC Cleanup: (Y/N) N pH: Dilution Factor: 1.0

CAS NO.	COMPOUND	CONCENTRATION UNITS: (ug/L or ug/Kg) UG/L	Q
121-14-2	2,4-Dinitrotoluene	12	U
84-66-2	Diethylphthalate	12	U
7005-72-3	4-Chlorophenyl-phenylether	12	U
86-73-7	Fluorene	12	U
100-01-6	4-Nitroaniline	24	U
534-52-1	4,6-Dinitro-2-methylphenol	24	U
86-30-6	N-Nitrosodiphenylamine	12	U
101-55-3	4-Bromophenyl-phenylether	12	U
118-74-1	Hexachlorobenzene	12	U
87-86-5	Pentachlorophenol	24	U
85-01-8	Phenanthrene	12	U
120-12-7	Anthracene	12	U
86-74-8	Carbazole	12	U
84-74-2	Di-n-butylphthalate	12	U
206-44-0	Fluoranthene	12	U
129-00-0	Pyrene	12	U
85-68-7	Butylbenzylphthalate	12	U
91-94-1	3,3'-Dichlorobenzidine	12	U
56-55-3	Benzo(a)anthracene	12	U
218-01-9	Chrysene	12	U
117-81-7	Bis(2-ethylhexyl)phthalate	12	U
117-84-0	Di-n-octylphthalate	12	U
205-99-2	Benzo(b)fluoranthene	12	U
207-08-9	Benzo(k)fluoranthene	12	U
50-32-8	Benzo(a)pyrene	12	U
193-39-5	Indeno(1,2,3-cd)pyrene	12	U
53-70-3	Dibenzo(a,h)anthracene	12	U
191-24-2	Benzo(g,h,i)perylene	12	U

1K - FORM I SV-TIC

SEMIVOLATILE ORGANICS ANALYSIS DATA SHEET

TENTATIVELY IDENTIFIED COMPOUNDS

CLIENT SAMPLE NO.

690-FIELD BLANK-O

Lab Name: MITKEM LABORATORIES Contract:

Lab Code: MITKEM Case No.: J1785 Mod. Ref No.: SDG No.: SJ1785

Matrix: (SOIL/SED/WATER) WATER Lab Sample ID: J1785-05C

Sample wt/vol: 850 (g/mL) ML Lab File ID: S1G2304.D

Level: (TRACE or LOW/MED) LOW Extraction: (Type) SEPF

% Moisture: Decanted: (Y/N) Date Received: 09/16/2010

Concentrated Extract Volume: 1000 (uL) Date Extracted: 09/17/2010

Injection Volume: 1.0 (uL) GPC Factor: 1.00 Date Analyzed: 09/25/2010

GPC Cleanup: (Y/N) N pH: Dilution Factor: 1.0

CONCENTRATION UNITS: (ug/L or ug/Kg) UG/L

CAS NUMBER	COMPOUND NAME	RT	EST. CONC.	Q
E966796[2]	Total Alkanes	N/A		

[2]EPA-designated Registry Number.

1D - FORM I SV-1

SEMIVOLATILE ORGANICS ANALYSIS DATA SHEET

CLIENT SAMPLE NO.

690-BW-4-O

Lab Name: MITKEM LABORATORIES Contract:

Lab Code: MITKEM Case No.: J1785 Mod. Ref No.: SDG No.: SJ1785

Matrix: (SOIL/SED/WATER) WATER Lab Sample ID: J1785-07C

Sample wt/vol: 1000 (g/mL) ML Lab File ID: S1G2305.D

Level: (LOW/MED) LOW Extraction: (Type) SEPF

% Moisture: Decanted: (Y/N) Date Received: 09/16/2010

Concentrated Extract Volume: 1000 (uL) Date Extracted: 09/17/2010

Injection Volume: 1.0 (uL) GPC Factor: 1.00 Date Analyzed: 09/25/2010

GPC Cleanup: (Y/N) N pH: Dilution Factor: 1.0

CAS NO.	COMPOUND	CONCENTRATION UNITS: (ug/L or ug/Kg) UG/L	Q
108-95-2	Phenol	10	U
111-44-4	Bis(2-chloroethyl)ether	10	U
95-57-8	2-Chlorophenol	10	U
541-73-1	1,3-Dichlorobenzene	10	U
106-46-7	1,4-Dichlorobenzene	10	U
95-50-1	1,2-Dichlorobenzene	10	U
95-48-7	2-Methylphenol	10	U
108-60-1	2,2'-oxybis(1-Chloropropane)	10	U
106-44-5	4-Methylphenol	10	U
621-64-7	N-Nitroso-di-n-propylamine	10	U
67-72-1	Hexachloroethane	10	U
98-95-3	Nitrobenzene	10	U
78-59-1	Isophorone	10	U
88-75-5	2-Nitrophenol	10	U
105-67-9	2,4-Dimethylphenol	10	U
120-83-2	2,4-Dichlorophenol	10	U
120-82-1	1,2,4-Trichlorobenzene	10	U
91-20-3	Naphthalene	10	U
106-47-8	4-Chloroaniline	10	U
111-91-1	Bis(2-chloroethoxy)methane	10	U
87-68-3	Hexachlorobutadiene	10	U
59-50-7	4-Chloro-3-methylphenol	10	U
91-57-6	2-Methylnaphthalene	10	U
77-47-4	Hexachlorocyclopentadiene	10	U
88-06-2	2,4,6-Trichlorophenol	10	U
95-95-4	2,4,5-Trichlorophenol	20	U
91-58-7	2-Chloronaphthalene	10	U
88-74-4	2-Nitroaniline	20	U
131-11-3	Dimethylphthalate	10	U
208-96-8	Acenaphthylene	10	U
606-20-2	2,6-Dinitrotoluene	10	U
99-09-2	3-Nitroaniline	20	U
83-32-9	Acenaphthene	10	U
51-28-5	2,4-Dinitrophenol	20	U J
100-02-7	4-Nitrophenol	20	U
132-64-9	Dibenzofuran	10	U

1E - FORM I SV-2

SEMIVOLATILE ORGANICS ANALYSIS DATA SHEET

CLIENT SAMPLE NO.

690-BW-4-O

Lab Name: MITKEM LABORATORIES Contract:

Lab Code: MITKEM Case No.: J1785 Mod. Ref No.: SDG No.: SJ1785

Matrix: (SOIL/SED/WATER) WATER Lab Sample ID: J1785-07C

Sample wt/vol: 1000 (g/mL) ML Lab File ID: S1G2305.D

Level: (LOW/MED) LOW Extraction: (Type) SEPF

% Moisture: Decanted: (Y/N) Date Received: 09/16/2010

Concentrated Extract Volume: 1000 (uL) Date Extracted: 09/17/2010

Injection Volume: 1.0 (uL) GPC Factor: 1.00 Date Analyzed: 09/25/2010

GPC Cleanup: (Y/N) N pH: Dilution Factor: 1.0

CAS NO.	COMPOUND	CONCENTRATION UNITS: (ug/L or ug/Kg) UG/L	Q
121-14-2	2,4-Dinitrotoluene	10	U
84-66-2	Diethylphthalate	10	U
7005-72-3	4-Chlorophenyl-phenylether	10	U
86-73-7	Fluorene	10	U
100-01-6	4-Nitroaniline	20	U
534-52-1	4,6-Dinitro-2-methylphenol	20	U
86-30-6	N-Nitrosodiphenylamine	10	U
101-55-3	4-Bromophenyl-phenylether	10	U
118-74-1	Hexachlorobenzene	10	U
87-86-5	Pentachlorophenol	20	U
85-01-8	Phenanthrene	10	U
120-12-7	Anthracene	10	U
86-74-8	Carbazole	10	U
84-74-2	Di-n-butylphthalate	10	U
206-44-0	Fluoranthene	10	U
129-00-0	Pyrene	10	U
85-68-7	Butylbenzylphthalate	10	U
91-94-1	3,3´-Dichlorobenzidine	10	U
56-55-3	Benzo(a)anthracene	10	U
218-01-9	Chrysene	10	U
117-81-7	Bis(2-ethylhexyl)phthalate	10	U
117-84-0	Di-n-octylphthalate	10	U
205-99-2	Benzo(b)fluoranthene	10	U
207-08-9	Benzo(k)fluoranthene	10	U
50-32-8	Benzo(a)pyrene	10	U
193-39-5	Indeno(1,2,3-cd)pyrene	10	U
53-70-3	Dibenzo(a,h)anthracene	10	U
191-24-2	Benzo(g,h,i)perylene	10	U

1K - FORM I SV-TIC

SEMIVOLATILE ORGANICS ANALYSIS DATA SHEET

TENTATIVELY IDENTIFIED COMPOUNDS

CLIENT SAMPLE NO.

690-BW-4-O

Lab Name: MITKEM LABORATORIES Contract:

Lab Code: MITKEM Case No.: J1785 Mod. Ref No.: SDG No.: SJ1785

Matrix: (SOIL/SED/WATER) WATER Lab Sample ID: J1785-07C

Sample wt/vol: 1000 (g/mL) ML Lab File ID: S1G2305.D

Level: (TRACE or LOW/MED) LOW Extraction: (Type) SEPF

% Moisture: Decanted: (Y/N) Date Received: 09/16/2010

Concentrated Extract Volume: 1000 (uL) Date Extracted: 09/17/2010

Injection Volume: 1.0 (uL) GPC Factor: 1.00 Date Analyzed: 09/25/2010

GPC Cleanup: (Y/N) N pH: Dilution Factor: 1.0

CONCENTRATION UNITS: (ug/L or ug/Kg) UG/L

	CAS NUMBER	COMPOUND NAME	RT	EST. CONC.	Q
01		Unknown-01	9.235	9.2	J
02	10544-50-0	Cyclic octaatomic sulfur	11.590	31	NJ
	E96679[2]	Total Alkanes	N/A		

[2] EPA-designated Registry Number.

1D - FORM I SV-1

SEMIVOLATILE ORGANICS ANALYSIS DATA SHEET

CLIENT SAMPLE NO.

MB-54150

Lab Name: MITKEM LABORATORIES Contract:

Lab Code: MITKEM Case No.: J1785 Mod. Ref No.: SDG No.: SJ1785

Matrix: (SOIL/SED/WATER) WATER Lab Sample ID: MB-54150

Sample wt/vol: 1000 (g/mL) ML Lab File ID: S1G2293A.D

Level: (LOW/MED) LOW Extraction: (Type) SEPF

% Moisture: Decanted: (Y/N) Date Received:

Concentrated Extract Volume: 1000 (uL) Date Extracted: 09/17/2010

Injection Volume: 1.0 (uL) GPC Factor: 1.00 Date Analyzed: 09/25/2010

GPC Cleanup: (Y/N) N pH: Dilution Factor: 1.0

CAS NO.	COMPOUND	CONCENTRATION UNITS: (ug/L or ug/Kg) UG/L	Q
108-95-2	Phenol	10	U
111-44-4	Bis(2-chloroethyl)ether	10	U
95-57-8	2-Chlorophenol	10	U
541-73-1	1,3-Dichlorobenzene	10	U
106-46-7	1,4-Dichlorobenzene	10	U
95-50-1	1,2-Dichlorobenzene	10	U
95-48-7	2-Methylphenol	10	U
108-60-1	2,2´-oxybis(1-Chloropropane)	10	U
106-44-5	4-Methylphenol	10	U
621-64-7	N-Nitroso-di-n-propylamine	10	U
67-72-1	Hexachloroethane	10	U
98-95-3	Nitrobenzene	10	U
78-59-1	Isophorone	10	U
88-75-5	2-Nitrophenol	10	U
105-67-9	2,4-Dimethylphenol	10	U
120-83-2	2,4-Dichlorophenol	10	U
120-82-1	1,2,4-Trichlorobenzene	10	U
91-20-3	Naphthalene	10	U
106-47-8	4-Chloroaniline	10	U
111-91-1	Bis(2-chloroethoxy)methane	10	U
87-68-3	Hexachlorobutadiene	10	U
59-50-7	4-Chloro-3-methylphenol	10	U
91-57-6	2-Methylnaphthalene	10	U
77-47-4	Hexachlorocyclopentadiene	10	U
88-06-2	2,4,6-Trichlorophenol	10	U
95-95-4	2,4,5-Trichlorophenol	20	U
91-58-7	2-Chloronaphthalene	10	U
88-74-4	2-Nitroaniline	20	U
131-11-3	Dimethylphthalate	10	U
208-96-8	Acenaphthylene	10	U
606-20-2	2,6-Dinitrotoluene	10	U
99-09-2	3-Nitroaniline	20	U
83-32-9	Acenaphthene	10	U
51-28-5	2,4-Dinitrophenol	20	U
100-02-7	4-Nitrophenol	20	U
132-64-9	Dibenzofuran	10	U

1E - FORM I SV-2

SEMIVOLATILE ORGANICS ANALYSIS DATA SHEET

CLIENT SAMPLE NO.

MB-54150

Lab Name: MITKEM LABORATORIES Contract:

Lab Code: MITKEM Case No.: J1785 Mod. Ref No.: SDG No.: SJ1785

Matrix: (SOIL/SED/WATER) WATER Lab Sample ID: MB-54150

Sample wt/vol: 1000 (g/mL) ML Lab File ID: S1G2293A.D

Level: (LOW/MED) LOW Extraction: (Type) SEPF

% Moisture: Decanted: (Y/N) Date Received:

Concentrated Extract Volume: 1000 (uL) Date Extracted: 09/17/2010

Injection Volume: 1.0 (uL) GPC Factor: 1.00 Date Analyzed: 09/25/2010

GPC Cleanup: (Y/N) N pH: Dilution Factor: 1.0

CAS NO.	COMPOUND	CONCENTRATION UNITS: (ug/L or ug/Kg) UG/L	Q
121-14-2	2,4-Dinitrotoluene	10	U
84-66-2	Diethylphthalate	10	U
7005-72-3	4-Chlorophenyl-phenylether	10	U
86-73-7	Fluorene	10	U
100-01-6	4-Nitroaniline	20	U
534-52-1	4,6-Dinitro-2-methylphenol	20	U
86-30-6	N-Nitrosodiphenylamine	10	U
101-55-3	4-Bromophenyl-phenylether	10	U
118-74-1	Hexachlorobenzene	10	U
87-86-5	Pentachlorophenol	20	U
85-01-8	Phenanthrene	10	U
120-12-7	Anthracene	10	U
86-74-8	Carbazole	10	U
84-74-2	Di-n-butylphthalate	10	U
206-44-0	Fluoranthene	10	U
129-00-0	Pyrene	10	U
85-68-7	Butylbenzylphthalate	10	U
91-94-1	3,3'-Dichlorobenzidine	10	U
56-55-3	Benzo(a)anthracene	10	U
218-01-9	Chrysene	10	U
117-81-7	Bis(2-ethylhexyl)phthalate	10	U
117-84-0	Di-n-octylphthalate	10	U
205-99-2	Benzo(b)fluoranthene	10	U
207-08-9	Benzo(k)fluoranthene	10	U
50-32-8	Benzo(a)pyrene	10	U
193-39-5	Indeno(1,2,3-cd)pyrene	10	U
53-70-3	Dibenzo(a,h)anthracene	10	U
191-24-2	Benzo(g,h,i)perylene	10	U

1K - FORM I SV-TIC

SEMIVOLATILE ORGANICS ANALYSIS DATA SHEET

TENTATIVELY IDENTIFIED COMPOUNDS

CLIENT SAMPLE NO.

MB-54150

Lab Name: MITKEM LABORATORIES Contract:

Lab Code: MITKEM Case No.: J1785 Mod. Ref No.: SDG No.: SJ1785

Matrix: (SOIL/SED/WATER) WATER Lab Sample ID: MB-54150

Sample wt/vol: 1000 (g/mL) ML Lab File ID: S1G2293A.D

Level: (TRACE or LOW/MED) LOW Extraction: (Type) SEPF

% Moisture: Decanted: (Y/N) Date Received:

Concentrated Extract Volume: 1000 (uL) Date Extracted: 09/17/2010

Injection Volume: 1.0 (uL) GPC Factor: 1.00 Date Analyzed: 09/25/2010

GPC Cleanup: (Y/N) N pH: Dilution Factor: 1.0

CONCENTRATION UNITS: (ug/L or ug/Kg) UG/L

CAS NUMBER	COMPOUND NAME	RT	EST. CONC.	Q
E96679€ [2]	Total Alkanes	N/A		

[2] EPA-designated Registry Number.

1D - FORM I SV-1

SEMIVOLATILE ORGANICS ANALYSIS DATA SHEET

CLIENT SAMPLE NO.

LCS-54150

Lab Name: MITKEM LABORATORIES Contract:

Lab Code: MITKEM Case No.: J1785 Mod. Ref No.: SDG No.: SJ1785

Matrix: (SOIL/SED/WATER) WATER Lab Sample ID: LCS-54150

Sample wt/vol: 1000 (g/mL) ML Lab File ID: S1G2293.D

Level: (LOW/MED) LOW Extraction: (Type) SEPF

% Moisture: Decanted: (Y/N) Date Received:

Concentrated Extract Volume: 1000 (uL) Date Extracted: 09/17/2010

Injection Volume: 1.0 (uL) GPC Factor: 1.00 Date Analyzed: 09/25/2010

GPC Cleanup: (Y/N) N pH: Dilution Factor: 1.0

CAS NO.	COMPOUND	CONCENTRATION UNITS: (ug/L or ug/Kg) UG/L	Q
108-95-2	Phenol	17	
111-44-4	Bis(2-chloroethyl)ether	38	
95-57-8	2-Chlorophenol	33	
541-73-1	1,3-Dichlorobenzene	27	
106-46-7	1,4-Dichlorobenzene	27	
95-50-1	1,2-Dichlorobenzene	28	
95-48-7	2-Methylphenol	33	
108-60-1	2,2'-oxybis(1-Chloropropane)	41	
106-44-5	4-Methylphenol	30	
621-64-7	N-Nitroso-di-n-propylamine	39	
67-72-1	Hexachloroethane	25	
98-95-3	Nitrobenzene	36	
78-59-1	Isophorone	38	
88-75-5	2-Nitrophenol	42	
105-67-9	2,4-Dimethylphenol	42	
120-83-2	2,4-Dichlorophenol	47	
120-82-1	1,2,4-Trichlorobenzene	33	
91-20-3	Naphthalene	34	
106-47-8	4-Chloroaniline	40	
111-91-1	Bis(2-chloroethoxy)methane	45	
87-68-3	Hexachlorobutadiene	33	
59-50-7	4-Chloro-3-methylphenol	45	
91-57-6	2-Methylnaphthalene	43	
77-47-4	Hexachlorocyclopentadiene	34	
88-06-2	2,4,6-Trichlorophenol	43	
95-95-4	2,4,5-Trichlorophenol	50	
91-58-7	2-Chloronaphthalene	44	
88-74-4	2-Nitroaniline	49	
131-11-3	Dimethylphthalate	49	
208-96-8	Acenaphthylene	44	
606-20-2	2,6-Dinitrotoluene	48	
99-09-2	3-Nitroaniline	45	
83-32-9	Acenaphthene	44	
51-28-5	2,4-Dinitrophenol	24	J
100-02-7	4-Nitrophenol	20	J
132-64-9	Dibenzofuran	44	

1E - FORM I SV-2

SEMIVOLATILE ORGANICS ANALYSIS DATA SHEET

CLIENT SAMPLE NO.

LCS-54150

Lab Name: MITKEM LABORATORIES Contract:

Lab Code: MITKEM Case No.: J1785 Mod. Ref No.: SDG No.: SJ1785

Matrix: (SOIL/SED/WATER) WATER Lab Sample ID: LCS-54150

Sample wt/vol: 1000 (g/mL) ML Lab File ID: S1G2293.D

Level: (LOW/MED) LOW Extraction: (Type) SEPF

% Moisture: Decanted: (Y/N) Date Received:

Concentrated Extract Volume: 1000 (uL) Date Extracted: 09/17/2010

Injection Volume: 1.0 (uL) GPC Factor: 1.00 Date Analyzed: 09/25/2010

GPC Cleanup: (Y/N) N pH: Dilution Factor: 1.0

CAS NO.	COMPOUND	CONCENTRATION UNITS: (ug/L or ug/Kg) UG/L	Q
121-14-2	2,4-Dinitrotoluene	46	
84-66-2	Diethylphthalate	52	
7005-72-3	4-Chlorophenyl-phenylether	43	
86-73-7	Fluorene	45	
100-01-6	4-Nitroaniline	40	
534-52-1	4,6-Dinitro-2-methylphenol	34	
86-30-6	N-Nitrosodiphenylamine	40	
101-55-3	4-Bromophenyl-phenylether	45	
118-74-1	Hexachlorobenzene	44	
87-86-5	Pentachlorophenol	40	
85-01-8	Phenanthrene	40	
120-12-7	Anthracene	38	
86-74-8	Carbazole	39	
84-74-2	Di-n-butylphthalate	41	
206-44-0	Fluoranthene	38	
129-00-0	Pyrene	40	
85-68-7	Butylbenzylphthalate	42	
91-94-1	3,3´-Dichlorobenzidine	42	
56-55-3	Benzo(a)anthracene	39	
218-01-9	Chrysene	44	
117-81-7	Bis(2-ethylhexyl)phthalate	37	
117-84-0	Di-n-octylphthalate	54	
205-99-2	Benzo(b)fluoranthene	41	
207-08-9	Benzo(k)fluoranthene	55	
50-32-8	Benzo(a)pyrene	44	
193-39-5	Indeno(1,2,3-cd)pyrene	34	
53-70-3	Dibenzo(a,h)anthracene	32	
191-24-2	Benzo(g,h,i)perylene	33	

1D - FORM I SV-1

SEMIVOLATILE ORGANICS ANALYSIS DATA SHEET

CLIENT SAMPLE NO.

LCSD-54150

Lab Name: MITKEM LABORATORIES Contract:

Lab Code: MITKEM Case No.: J1785 Mod. Ref No.: SDG No.: SJ1785

Matrix: (SOIL/SED/WATER) WATER Lab Sample ID: LCSD-54150

Sample wt/vol: 1000 (g/mL) ML Lab File ID: S1G2294.D

Level: (LOW/MED) LOW Extraction: (Type) SEPF

% Moisture: Decanted: (Y/N) Date Received:

Concentrated Extract Volume: 1000 (uL) Date Extracted: 09/17/2010

Injection Volume: 1.0 (uL) GPC Factor: 1.00 Date Analyzed: 09/25/2010

GPC Cleanup: (Y/N) N pH: Dilution Factor: 1.0

CAS NO.	COMPOUND	CONCENTRATION UNITS: (ug/L or ug/Kg) UG/L	Q
108-95-2	Phenol	22	
111-44-4	Bis(2-chloroethyl)ether	44	
95-57-8	2-Chlorophenol	38	
541-73-1	1,3-Dichlorobenzene	30	
106-46-7	1,4-Dichlorobenzene	29	
95-50-1	1,2-Dichlorobenzene	31	
95-48-7	2-Methylphenol	35	
108-60-1	2,2'-oxybis(1-Chloropropane)	42	
106-44-5	4-Methylphenol	33	
621-64-7	N-Nitroso-di-n-propylamine	46	
67-72-1	Hexachloroethane	27	
98-95-3	Nitrobenzene	37	
78-59-1	Isophorone	40	
88-75-5	2-Nitrophenol	39	
105-67-9	2,4-Dimethylphenol	37	
120-83-2	2,4-Dichlorophenol	46	
120-82-1	1,2,4-Trichlorobenzene	33	
91-20-3	Naphthalene	35	
106-47-8	4-Chloroaniline	37	
111-91-1	Bis(2-chloroethoxy)methane	41	
87-68-3	Hexachlorobutadiene	34	
59-50-7	4-Chloro-3-methylphenol	43	
91-57-6	2-Methylnaphthalene	41	
77-47-4	Hexachlorocyclopentadiene	35	
88-06-2	2,4,6-Trichlorophenol	44	
95-95-4	2,4,5-Trichlorophenol	51	
91-58-7	2-Chloronaphthalene	44	
88-74-4	2-Nitroaniline	53	
131-11-3	Dimethylphthalate	50	
208-96-8	Acenaphthylene	47	
606-20-2	2,6-Dinitrotoluene	48	
99-09-2	3-Nitroaniline	47	
83-32-9	Acenaphthene	44	
51-28-5	2,4-Dinitrophenol	28	J
100-02-7	4-Nitrophenol	24	
132-64-9	Dibenzofuran	46	

1E - FORM I SV-2

SEMIVOLATILE ORGANICS ANALYSIS DATA SHEET

CLIENT SAMPLE NO.

LCSD-54150

Lab Name: MITKEM LABORATORIES Contract:

Lab Code: MITKEM Case No.: J1785 Mod. Ref No.: SDG No.: SJ1785

Matrix: (SOIL/SED/WATER) WATER Lab Sample ID: LCSD-54150

Sample wt/vol: 1000 (g/mL) ML Lab File ID: S1G2294.D

Level: (LOW/MED) LOW Extraction: (Type) SEPF

% Moisture: Decanted: (Y/N) Date Received:

Concentrated Extract Volume: 1000 (uL) Date Extracted: 09/17/2010

Injection Volume: 1.0 (uL) GPC Factor: 1.00 Date Analyzed: 09/25/2010

GPC Cleanup: (Y/N) N pH: Dilution Factor: 1.0

CAS NO.	COMPOUND	CONCENTRATION UNITS: (ug/L or ug/Kg) UG/L	Q
121-14-2	2,4-Dinitrotoluene	53	
84-66-2	Diethylphthalate	54	
7005-72-3	4-Chlorophenyl-phenylether	45	
86-73-7	Fluorene	49	
100-01-6	4-Nitroaniline	46	
534-52-1	4,6-Dinitro-2-methylphenol	41	
86-30-6	N-Nitrosodiphenylamine	45	
101-55-3	4-Bromophenyl-phenylether	49	
118-74-1	Hexachlorobenzene	45	
87-86-5	Pentachlorophenol	50	
85-01-8	Phenanthrene	46	
120-12-7	Anthracene	50	
86-74-8	Carbazole	42	
84-74-2	Di-n-butylphthalate	48	
206-44-0	Fluoranthene	42	
129-00-0	Pyrene	43	
85-68-7	Butylbenzylphthalate	46	
91-94-1	3,3'-Dichlorobenzidine	46	
56-55-3	Benzo(a)anthracene	40	
218-01-9	Chrysene	46	
117-81-7	Bis(2-ethylhexyl)phthalate	43	
117-84-0	Di-n-octylphthalate	56	
205-99-2	Benzo(b)fluoranthene	41	
207-08-9	Benzo(k)fluoranthene	50	
50-32-8	Benzo(a)pyrene	46	
193-39-5	Indeno(1,2,3-cd)pyrene	35	
53-70-3	Dibenzo(a,h)anthracene	36	
191-24-2	Benzo(g,h,i)perylene	32	

1G - FORM I PEST

PESTICIDE ORGANICS ANALYSIS DATA SHEET

CLIENT SAMPLE NO.

690-BW-1-O

Lab Name: MITKEM LABORATORIES Contract:

Lab Code: MITKEM Case No.: J1785 Mod. Ref No.: SDG No.: SJ1785

Matrix: (SOIL/SED/WATER) WATER Lab Sample ID: J1785-01C

Sample wt/vol: 1000 (g/mL) ML Lab File ID: E4G1276F.D/E4G1276R.D

% Moisture: Decanted: (Y/N) Date Received: 09/16/2010

Extraction: (Type) SEPF Date Extracted: 09/17/2010

Concentrated Extract Volume: 10000 (uL) Date Analyzed: 09/24/2010

Injection Volume: 1.0 (uL) GPC Factor: 1.00 Dilution Factor: 1.0

GPC Cleanup: (Y/N) N pH: Sulfur Cleanup: (Y/N) Y

CAS NO.	COMPOUND	CONCENTRATION UNITS: (ug/L or ug/Kg) µG/L	Q
319-84-6	alpha-BHC	0.050	U
319-85-7	beta-BHC	0.050	U
319-86-8	delta-BHC	0.050	U
58-89-9	gamma-BHC (Lindane)	0.050	U
76-44-8	Heptachlor	0.050	U
309-00-2	Aldrin	0.050	U
1024-57-3	Heptachlor epoxide	0.050	U
959-98-8	Endosulfan I	0.050	U
60-57-1	Dieldrin	0.10	J
72-55-9	4,4´-DDE	0.10	U
72-20-8	Endrin	0.10	U
33213-65-9	Endosulfan II	0.10	U
72-54-8	4,4´-DDD	0.10	U
1031-07-8	Endosulfan sulfate	0.10	U
50-29-3	4,4´-DDT	0.10	U
72-43-5	Methoxychlor	0.50	U
53494-70-5	Endrin ketone	0.10	U
7421-93-4	Endrin aldehyde	0.10	U
5103-71-9	alpha-Chlordane	0.050	U
5103-74-2	gamma-Chlordane	0.050	U
8001-35-2	Toxaphene	5.0	U

1G - FORM I PEST

PESTICIDE ORGANICS ANALYSIS DATA SHEET

CLIENT SAMPLE NO.

690-BW-2-O

Lab Name: MITKEM LABORATORIES Contract:

Lab Code: MITKEM Case No.: J1785 Mod. Ref No.: SDG No.: SJ1785

Matrix: (SOIL/SED/WATER) WATER Lab Sample ID: J1785-02C

Sample wt/vol: 1000 (g/mL) ML Lab File ID: E4G1277F.D/E4G1277R.D

% Moisture: Decanted: (Y/N) Date Received: 09/16/2010

Extraction: (Type) SEPF Date Extracted: 09/17/2010

Concentrated Extract Volume: 10000 (uL) Date Analyzed: 09/24/2010

Injection Volume: 1.0 (uL) GPC Factor: 1.00 Dilution Factor: 1.0

GPC Cleanup: (Y/N) N pH: Sulfur Cleanup: (Y/N) Y

CAS NO.	COMPOUND	CONCENTRATION UNITS: (ug/L or ug/Kg) µG/L	Q
319-84-6	alpha-BHC	0.050	U
319-85-7	beta-BHC	0.050	U
319-86-8	delta-BHC	0.050	U
58-89-9	gamma-BHC (Lindane)	0.050	U
76-44-8	Heptachlor	0.050	U
309-00-2	Aldrin	0.050	U
1024-57-3	Heptachlor epoxide	0.050	U
959-98-8	Endosulfan I	0.050	U
60-57-1	Dieldrin	0.10	U
72-55-9	4,4´-DDE	0.10	U
72-20-8	Endrin	0.10	U
33213-65-9	Endosulfan II	0.10	U
72-54-8	4,4´-DDD	0.10	U
1031-07-8	Endosulfan sulfate	0.10	U
50-29-3	4,4´-DDT	0.10	U
72-43-5	Methoxychlor	0.50	U
53494-70-5	Endrin ketone	0.10	U
7421-93-4	Endrin aldehyde	0.10	U
5103-71-9	alpha-Chlordane	0.050	U
5103-74-2	gamma-Chlordane	0.050	U
8001-35-2	Toxaphene	5.0	U

All target analytes should be "J" or "UJ"

1G - FORM I PEST

PESTICIDE ORGANICS ANALYSIS DATA SHEET

CLIENT SAMPLE NO.

690-BW-3-O

Lab Name: MITKEM LABORATORIES Contract:

Lab Code: MITKEM Case No.: J1785 Mod. Ref No.: SDG No.: SJ1785

Matrix: (SOIL/SED/WATER) WATER Lab Sample ID: J1785-03C

Sample wt/vol: 1000 (g/mL) ML Lab File ID: E4G1278F.D/E4G1278R.D

% Moisture: Decanted: (Y/N) Date Received: 09/16/2010

Extraction: (Type) SEPF Date Extracted: 09/17/2010

Concentrated Extract Volume: 10000 (uL) Date Analyzed: 09/24/2010

Injection Volume: 1.0 (uL) GPC Factor: 1.00 Dilution Factor: 1.0

GPC Cleanup: (Y/N) N pH: Sulfur Cleanup: (Y/N) Y

CAS NO.	COMPOUND	CONCENTRATION UNITS: (ug/L or ug/Kg) µG/L	Q
319-84-6	alpha-BHC	0.050	U
319-85-7	beta-BHC	0.050	U
319-86-8	delta-BHC	0.050	U
58-89-9	gamma-BHC (Lindane)	0.050	U
76-44-8	Heptachlor	0.050	U
309-00-2	Aldrin	0.050	U
1024-57-3	Heptachlor epoxide	0.050	U
959-98-8	Endosulfan I	0.050	U
60-57-1	Dieldrin	0.10	U
72-55-9	4,4´-DDE	0.10	U
72-20-8	Endrin	0.10	U
33213-65-9	Endosulfan II	0.10	U
72-54-8	4,4´-DDD	0.10	U
1031-07-8	Endosulfan sulfate	0.10	U
50-29-3	4,4´-DDT	0.10	U
72-43-5	Methoxychlor	0.50	U
53494-70-5	Endrin ketone	0.10	U
7421-93-4	Endrin aldehyde	0.10	U
5103-71-9	alpha-Chlordane	0.050	U
5103-74-2	gamma-Chlordane	0.050	U
8001-35-2	Toxaphene	5.0	U

All target analytes should be "J" or "UJ"

1G - FORM I PEST

PESTICIDE ORGANICS ANALYSIS DATA SHEET

CLIENT SAMPLE NO.

690-DUP-D

Lab Name: MITKEM LABORATORIES Contract:

Lab Code: MITKEM Case No.: J1785 Mod. Ref No.: SDG No.: SJ1785

Matrix: (SOIL/SED/WATER) WATER Lab Sample ID: J1785-04C

Sample wt/vol: 800 (g/mL) ML Lab File ID: E4G1279F.D/E4G1279R.D

% Moisture: Decanted: (Y/N) Date Received: 09/16/2010

Extraction: (Type) SEPF Date Extracted: 09/17/2010

Concentrated Extract Volume: 10000 (uL) Date Analyzed: 09/24/2010

Injection Volume: 1.0 (uL) GPC Factor: 1.00 Dilution Factor: 1.0

GPC Cleanup: (Y/N) N pH: Sulfur Cleanup: (Y/N) Y

CAS NO.	COMPOUND	CONCENTRATION UNITS: (ug/L or ug/Kg) µG/L	Q
319-84-6	alpha-BHC	0.063	U
319-85-7	beta-BHC	0.063	U
319-86-8	delta-BHC	0.063	U
58-89-9	gamma-BHC (Lindane)	0.063	U
76-44-8	Heptachlor	0.063	U
309-00-2	Aldrin	0.063	U
1024-57-3	Heptachlor epoxide	0.063	U
959-98-8	Endosulfan I	0.063	U
60-57-1	Dieldrin	0.13	U
72-55-9	4,4´-DDE	0.13	U
72-20-8	Endrin	0.13	U
33213-65-9	Endosulfan II	0.13	U
72-54-8	4,4´-DDD	0.13	U
1031-07-8	Endosulfan sulfate	0.13	U
50-29-3	4,4´-DDT	0.13	U
72-43-5	Methoxychlor	0.63	U
53494-70-5	Endrin ketone	0.13	U
7421-93-4	Endrin aldehyde	0.13	U
5103-71-9	alpha-Chlordane	0.063	U
5103-74-2	gamma-Chlordane	0.063	U
8001-35-2	Toxaphene	6.3	U

All target analytes should be "J" or "UJ"

1G - FORM I PEST

PESTICIDE ORGANICS ANALYSIS DATA SHEET

CLIENT SAMPLE NO.

690-FIELD BLANK-O

Lab Name: MITKEM LABORATORIES Contract:

Lab Code: MITKEM Case No.: J1785 Mod. Ref No.: SDG No.: SJ1785

Matrix: (SOIL/SED/WATER) WATER Lab Sample ID: J1785-05C

Sample wt/vol: 900 (g/mL) ML Lab File ID: E4G1280F.D/E4G1280R.D

% Moisture: Decanted: (Y/N) Date Received: 09/16/2010

Extraction: (Type) SEPF Date Extracted: 09/17/2010

Concentrated Extract Volume: 10000 (uL) Date Analyzed: 09/24/2010

Injection Volume: 1.0 (uL) GPC Factor: 1.00 Dilution Factor: 1.0

GPC Cleanup: (Y/N) N pH: Sulfur Cleanup: (Y/N) Y

CAS NO.	COMPOUND	CONCENTRATION UNITS: (ug/L or ug/Kg) µG/L	Q
319-84-6	alpha-BHC	0.056	U
319-85-7	beta-BHC	0.056	U
319-86-8	delta-BHC	0.056	U
58-89-9	gamma-BHC (Lindane)	0.056	U
76-44-8	Heptachlor	0.056	U
309-00-2	Aldrin	0.056	U
1024-57-3	Heptachlor epoxide	0.056	U
959-98-8	Endosulfan I	0.056	U
60-57-1	Dieldrin	0.11	U
72-55-9	4,4´-DDE	0.11	U
72-20-8	Endrin	0.11	U
33213-65-9	Endosulfan II	0.11	U
72-54-8	4,4´-DDD	0.11	U
1031-07-8	Endosulfan sulfate	0.11	U
50-29-3	4,4´-DDT	0.11	U
72-43-5	Methoxychlor	0.56	U
53494-70-5	Endrin ketone	0.11	U
7421-93-4	Endrin aldehyde	0.11	U
5103-71-9	alpha-Chlordane	0.056	U
5103-74-2	gamma-Chlordane	0.056	U
8001-35-2	Toxaphene	5.6	U

All target analytes should be "J" or "UJ"

1G - FORM I PEST

PESTICIDE ORGANICS ANALYSIS DATA SHEET

CLIENT SAMPLE NO.

690-BW-4-O

Lab Name: MITKEM LABORATORIES Contract:

Lab Code: MITKEM Case No.: J1785 Mod. Ref No.: SDG No.: SJ1785

Matrix: (SOIL/SED/WATER) WATER Lab Sample ID: J1785-07C

Sample wt/vol: 1000 (g/mL) ML Lab File ID: E4G1281F.D/E4G1281R.D

% Moisture: Decanted: (Y/N) Date Received: 09/16/2010

Extraction: (Type) SEPF Date Extracted: 09/17/2010

Concentrated Extract Volume: 10000 (uL) Date Analyzed: 09/24/2010

Injection Volume: 1.0 (uL) GPC Factor: 1.00 Dilution Factor: 1.0

GPC Cleanup: (Y/N) N pH: Sulfur Cleanup: (Y/N) Y

CAS NO.	COMPOUND	CONCENTRATION UNITS: (ug/L or ug/Kg) µG/L	Q
319-84-6	alpha-BHC	0.050	U
319-85-7	beta-BHC	0.050	U
319-86-8	delta-BHC	0.050	U
58-89-9	gamma-BHC (Lindane)	0.050	U
76-44-8	Heptachlor	0.050	U
309-00-2	Aldrin	0.050	U
1024-57-3	Heptachlor epoxide	0.050	U
959-98-8	Endosulfan I	0.050	U
60-57-1	Dieldrin	0.10	U
72-55-9	4,4'-DDE	0.10	U
72-20-8	Endrin	0.10	U
33213-65-9	Endosulfan II	0.10	U
72-54-8	4,4'-DDD	0.10	U
1031-07-8	Endosulfan sulfate	0.10	U
50-29-3	4,4'-DDT	0.10	U
72-43-5	Methoxychlor	0.50	U
53494-70-5	Endrin ketone	0.10	U
7421-93-4	Endrin aldehyde	0.10	U
5103-71-9	alpha-Chlordane	0.050	U
5103-74-2	gamma-Chlordane	0.050	U
8001-35-2	Toxaphene	5.0	U

1G - FORM I PEST

PESTICIDE ORGANICS ANALYSIS DATA SHEET

CLIENT SAMPLE NO.

MB-54152

Lab Name: MITKEM LABORATORIES Contract:

Lab Code: MITKEM Case No.: J1785 Mod. Ref No.: SDG No.: SJ1785

Matrix: (SOIL/SED/WATER) WATER Lab Sample ID: MB-54152

Sample wt/vol: 1000 (g/mL) ML Lab File ID: E4G1273F.D/E4G1273R.D

% Moisture: Decanted: (Y/N) Date Received:

Extraction: (Type) SEPF Date Extracted: 09/17/2010

Concentrated Extract Volume: 10000 (uL) Date Analyzed: 09/24/2010

Injection Volume: 1.0 (uL) GPC Factor: 1.00 Dilution Factor: 1.0

GPC Cleanup: (Y/N) N pH: Sulfur Cleanup: (Y/N) Y

CAS NO.	COMPOUND	CONCENTRATION UNITS: (ug/L or ug/Kg) µG/L	Q
319-84-6	alpha-BHC	0.050	U
319-85-7	beta-BHC	0.050	U
319-86-8	delta-BHC	0.050	U
58-89-9	gamma-BHC (Lindane)	0.050	U
76-44-8	Heptachlor	0.050	U
309-00-2	Aldrin	0.050	U
1024-57-3	Heptachlor epoxide	0.050	U
959-98-8	Endosulfan I	0.050	U
60-57-1	Dieldrin	0.10	U
72-55-9	4,4'-DDE	0.10	U
72-20-8	Endrin	0.10	U
33213-65-9	Endosulfan II	0.10	U
72-54-8	4,4'-DDD	0.10	U
1031-07-8	Endosulfan sulfate	0.10	U
50-29-3	4,4'-DDT	0.10	U
72-43-5	Methoxychlor	0.50	U
53494-70-5	Endrin ketone	0.10	U
7421-93-4	Endrin aldehyde	0.10	U
5103-71-9	alpha-Chlordane	0.050	U
5103-74-2	gamma-Chlordane	0.050	U
8001-35-2	Toxaphene	5.0	U

1G - FORM I PEST

PESTICIDE ORGANICS ANALYSIS DATA SHEET

CLIENT SAMPLE NO.

LCS-54152(1)

Lab Name: MITKEM LABORATORIES Contract:

Lab Code: MITKEM Case No.: J1785 Mod. Ref No.: SDG No.: SJ1785

Matrix: (SOIL/SED/WATER) WATER Lab Sample ID: LCS-54152

Sample wt/vol: 1000 (g/mL) ML Lab File ID: E4G1274F.D

% Moisture: Decanted: (Y/N) Date Received:

Extraction: (Type) SEPF Date Extracted: 09/17/2010

Concentrated Extract Volume: 10000 (uL) Date Analyzed: 09/24/2010

Injection Volume: 1.0 (uL) GPC Factor: 1.00 Dilution Factor: 1.0

GPC Cleanup: (Y/N) N pH: Sulfur Cleanup: (Y/N) Y

CAS NO.	COMPOUND	CONCENTRATION UNITS: (ug/L or ug/Kg) µG/L	Q
319-84-6	alpha-BHC	0.15	
319-85-7	beta-BHC	0.16	
319-86-8	delta-BHC	0.15	
58-89-9	gamma-BHC (Lindane)	0.14	
76-44-8	Heptachlor	0.15	
309-00-2	Aldrin	0.12	
1024-57-3	Heptachlor epoxide	0.15	
959-98-8	Endosulfan I	0.14	
60-57-1	Dieldrin	0.30	
72-55-9	4,4´-DDE	0.25	
72-20-8	Endrin	0.33	
33213-65-9	Endosulfan II	0.30	
72-54-8	4,4´-DDD	0.28	
1031-07-8	Endosulfan sulfate	0.37	
50-29-3	4,4´-DDT	0.26	
72-43-5	Methoxychlor	1.7	
53494-70-5	Endrin ketone	0.36	
7421-93-4	Endrin aldehyde	0.33	
5103-71-9	alpha-Chlordane	0.15	
5103-74-2	gamma-Chlordane	0.13	
8001-35-2	Toxaphene	5.0	U

1G - FORM I PEST

PESTICIDE ORGANICS ANALYSIS DATA SHEET

CLIENT SAMPLE NO.

LCS-54152(2)

Lab Name: MITKEM LABORATORIES Contract:

Lab Code: MITKEM Case No.: J1785 Mod. Ref No.: SDG No.: SJ1785

Matrix: (SOIL/SED/WATER) WATER Lab Sample ID: LCS-54152

Sample wt/vol: 1000 (g/mL) ML Lab File ID: E4G1274R.D

% Moisture: Decanted: (Y/N) Date Received:

Extraction: (Type) SEPF Date Extracted: 09/17/2010

Concentrated Extract Volume: 10000 (uL) Date Analyzed: 09/24/2010

Injection Volume: 1.0 (uL) GPC Factor: 1.00 Dilution Factor: 1.0

GPC Cleanup: (Y/N) N pH: Sulfur Cleanup: (Y/N) Y

CAS NO.	COMPOUND	CONCENTRATION UNITS: (ug/L or ug/Kg) µG/L	Q
319-84-6	alpha-BHC	0.16	
319-85-7	beta-BHC	0.16	
319-86-8	delta-BHC	0.16	
58-89-9	gamma-BHC (Lindane)	0.16	
76-44-8	Heptachlor	0.14	
309-00-2	Aldrin	0.13	
1024-57-3	Heptachlor epoxide	0.16	
959-98-8	Endosulfan I	0.14	
60-57-1	Dieldrin	0.32	
72-55-9	4,4´-DDE	0.26	
72-20-8	Endrin	0.35	
33213-65-9	Endosulfan II	0.32	
72-54-8	4,4´-DDD	0.32	
1031-07-8	Endosulfan sulfate	0.37	
50-29-3	4,4´-DDT	0.29	
72-43-5	Methoxychlor	1.9	
53494-70-5	Endrin ketone	0.40	
7421-93-4	Endrin aldehyde	0.34	
5103-71-9	alpha-Chlordane	0.16	
5103-74-2	gamma-Chlordane	0.16	
8001-35-2	Toxaphene	5.0	U

1G - FORM I PEST

PESTICIDE ORGANICS ANALYSIS DATA SHEET

CLIENT SAMPLE NO.

LCSD-54152(1)

Lab Name: MITKEM LABORATORIES Contract:

Lab Code: MITKEM Case No.: J1785 Mod. Ref No.: SDG No.: SJ1785

Matrix: (SOIL/SED/WATER) WATER Lab Sample ID: LCSD-54152

Sample wt/vol: 1000 (g/mL) ML Lab File ID: E4G1275F.D

% Moisture: Decanted: (Y/N) Date Received:

Extraction: (Type) SEPF Date Extracted: 09/17/2010

Concentrated Extract Volume: 10000 (uL) Date Analyzed: 09/24/2010

Injection Volume: 1.0 (uL) GPC Factor: 1.00 Dilution Factor: 1.0

GPC Cleanup: (Y/N) N pH: Sulfur Cleanup: (Y/N) Y

CAS NO.	COMPOUND	CONCENTRATION UNITS: (ug/L or ug/Kg) µG/L	Q
319-84-6	alpha-BHC	0.15	
319-85-7	beta-BHC	0.16	
319-86-8	delta-BHC	0.15	
58-89-9	gamma-BHC (Lindane)	0.14	
76-44-8	Heptachlor	0.16	
309-00-2	Aldrin	0.13	
1024-57-3	Heptachlor epoxide	0.15	
959-98-8	Endosulfan I	0.14	
60-57-1	Dieldrin	0.31	
72-55-9	4,4´-DDE	0.30	
72-20-8	Endrin	0.34	
33213-65-9	Endosulfan II	0.30	
72-54-8	4,4´-DDD	0.31	
1031-07-8	Endosulfan sulfate	0.37	
50-29-3	4,4´-DDT	0.31	
72-43-5	Methoxychlor	1.8	
53494-70-5	Endrin ketone	0.37	
7421-93-4	Endrin aldehyde	0.34	
5103-71-9	alpha-Chlordane	0.16	
5103-74-2	gamma-Chlordane	0.14	
8001-35-2	Toxaphene	5.0	U

1G - FORM I PEST

PESTICIDE ORGANICS ANALYSIS DATA SHEET

CLIENT SAMPLE NO.
LCSD-54152(2)

Lab Name: MITKEM LABORATORIES Contract:

Lab Code: MITKEM Case No.: J1785 Mod. Ref No.: SDG No.: SJ1785

Matrix: (SOIL/SED/WATER) WATER Lab Sample ID: LCSD-54152

Sample wt/vol: 1000 (g/mL) ML Lab File ID: E4G1275R.D

% Moisture: Decanted: (Y/N) Date Received:

Extraction: (Type) SEPF Date Extracted: 09/17/2010

Concentrated Extract Volume: 10000 (uL) Date Analyzed: 09/24/2010

Injection Volume: 1.0 (uL) GPC Factor: 1.00 Dilution Factor: 1.0

GPC Cleanup: (Y/N) N pH: Sulfur Cleanup: (Y/N) Y

CAS NO.	COMPOUND	CONCENTRATION UNITS: (ug/L or ug/Kg) µG/L	Q
319-84-6	alpha-BHC	0.16	
319-85-7	beta-BHC	0.16	
319-86-8	delta-BHC	0.17	
58-89-9	gamma-BHC (Lindane)	0.16	
76-44-8	Heptachlor	0.15	
309-00-2	Aldrin	0.14	
1024-57-3	Heptachlor epoxide	0.16	
959-98-8	Endosulfan I	0.15	
60-57-1	Dieldrin	0.33	
72-55-9	4,4´-DDE	0.31	
72-20-8	Endrin	0.36	
33213-65-9	Endosulfan II	0.33	
72-54-8	4,4´-DDD	0.35	
1031-07-8	Endosulfan sulfate	0.37	
50-29-3	4,4´-DDT	0.35	
72-43-5	Methoxychlor	2.0	
53494-70-5	Endrin ketone	0.41	
7421-93-4	Endrin aldehyde	0.35	
5103-71-9	alpha-Chlordane	0.17	
5103-74-2	gamma-Chlordane	0.17	
8001-35-2	Toxaphene	5.0	U

1H - FORM I ARO

AROCLOR ORGANICS ANALYSIS DATA SHEET

CLIENT SAMPLE NO.

690-BW-1-O

Lab Name: MITKEM LABORATORIES Contract:

Lab Code: MITKEM Case No.: J1785 Mod. Ref No.: SDG No.: SJ1785

Matrix: (SOIL/SED/WATER) WATER Lab Sample ID: J1785-01C

Sample wt/vol: 1000 (g/mL) ML Lab File ID: E3H6483F.D/E3H6483R.D

% Moisture: Decanted: (Y/N) Date Received: 09/16/2010

Extraction: (Type) SEPF Date Extracted: 09/17/2010

Concentrated Extract Volume: 10000 (uL) Date Analyzed: 09/24/2010

Injection Volume: 1.0 (uL) GPC Factor: 1.00 Dilution Factor: 1.0

GPC Cleanup: (Y/N) N pH: Sulfur Cleanup: (Y/N) Y

Acid Cleanup: (Y/N) Y

CAS NO.	COMPOUND	CONCENTRATION UNITS: (ug/L or ug/Kg) µG/L	Q
12674-11-2	Aroclor-1016	1.0	U
11104-28-2	Aroclor-1221	1.0	U
11141-16-5	Aroclor-1232	1.0	U
53469-21-9	Aroclor-1242	1.0	U
12672-29-6	Aroclor-1248	1.0	U
11097-69-1	Aroclor-1254	1.0	U
11096-82-5	Aroclor-1260	1.0	U

1H - FORM I ARO

AROCLOR ORGANICS ANALYSIS DATA SHEET

CLIENT SAMPLE NO.

690-BW-2-O

Lab Name: MITKEM LABORATORIES Contract:

Lab Code: MITKEM Case No.: J1785 Mod. Ref No.: SDG No.: SJ1785

Matrix: (SOIL/SED/WATER) WATER Lab Sample ID: J1785-02C

Sample wt/vol: 1000 (g/mL) ML Lab File ID: E3H6484F.D/E3H6484R.D

% Moisture: Decanted: (Y/N) Date Received: 09/16/2010

Extraction: (Type) SEPF Date Extracted: 09/17/2010

Concentrated Extract Volume: 10000 (uL) Date Analyzed: 09/24/2010

Injection Volume: 1.0 (uL) GPC Factor: 1.00 Dilution Factor: 1.0

GPC Cleanup: (Y/N) N pH: Sulfur Cleanup: (Y/N) Y

Acid Cleanup: (Y/N) Y

CAS NO.	COMPOUND	CONCENTRATION UNITS: (ug/L or ug/Kg) µG/L	Q
12674-11-2	Aroclor-1016	1.0	U
11104-28-2	Aroclor-1221	1.0	U
11141-16-5	Aroclor-1232	1.0	U
53469-21-9	Aroclor-1242	1.0	U
12672-29-6	Aroclor-1248	1.0	U
11097-69-1	Aroclor-1254	1.0	U
11096-82-5	Aroclor-1260	1.0	U

All target analytes should be "J" or "UJ"

1H - FORM I ARO

AROCLOR ORGANICS ANALYSIS DATA SHEET

CLIENT SAMPLE NO.

690-BW-3-O

Lab Name: MITKEM LABORATORIES Contract:

Lab Code: MITKEM Case No.: J1785 Mod. Ref No.: SDG No.: SJ1785

Matrix: (SOIL/SED/WATER) WATER Lab Sample ID: J1785-03C

Sample wt/vol: 1000 (g/mL) ML Lab File ID: E3H6485F.D/E3H6485R.D

% Moisture: Decanted: (Y/N) Date Received: 09/16/2010

Extraction: (Type) SEPF Date Extracted: 09/17/2010

Concentrated Extract Volume: 10000 (uL) Date Analyzed: 09/24/2010

Injection Volume: 1.0 (uL) GPC Factor: 1.00 Dilution Factor: 1.0

GPC Cleanup: (Y/N) N pH: Sulfur Cleanup: (Y/N) Y

Acid Cleanup: (Y/N) Y

CAS NO.	COMPOUND	CONCENTRATION UNITS: (ug/L or ug/Kg) µG/L	Q
12674-11-2	Aroclor-1016	1.0	U
11104-28-2	Aroclor-1221	1.0	U
11141-16-5	Aroclor-1232	1.0	U
53469-21-9	Aroclor-1242	1.0	U
12672-29-6	Aroclor-1248	1.0	U
11097-69-1	Aroclor-1254	1.0	U
11096-82-5	Aroclor-1260	1.0	U

1H - FORM I ARO

AROCLOR ORGANICS ANALYSIS DATA SHEET

CLIENT SAMPLE NO.

690-DUP-D

Lab Name: MITKEM LABORATORIES Contract:

Lab Code: MITKEM Case No.: J1785 Mod. Ref No.: SDG No.: SJ1785

Matrix: (SOIL/SED/WATER) WATER Lab Sample ID: J1785-04C

Sample wt/vol: 800 (g/mL) ML Lab File ID: E3H6486F.D/E3H6486R.D

% Moisture: Decanted: (Y/N) Date Received: 09/16/2010

Extraction: (Type) SEPF Date Extracted: 09/17/2010

Concentrated Extract Volume: 10000 (uL) Date Analyzed: 09/24/2010

Injection Volume: 1.0 (uL) GPC Factor: 1.00 Dilution Factor: 1.0

GPC Cleanup: (Y/N) N pH: Sulfur Cleanup: (Y/N) Y

Acid Cleanup: (Y/N) Y

CAS NO.	COMPOUND	CONCENTRATION UNITS: (ug/L or ug/Kg) µG/L	Q
12674-11-2	Aroclor-1016	1.3	U
11104-28-2	Aroclor-1221	1.3	U
11141-16-5	Aroclor-1232	1.3	U
53469-21-9	Aroclor-1242	1.3	U
12672-29-6	Aroclor-1248	1.3	U
11097-69-1	Aroclor-1254	1.3	U
11096-82-5	Aroclor-1260	1.3	U

1H - FORM I ARO

AROCLOR ORGANICS ANALYSIS DATA SHEET

CLIENT SAMPLE NO.

690-FIELD BLANK-O

Lab Name: MITKEM LABORATORIES Contract:

Lab Code: MITKEM Case No.: J1785 Mod. Ref No.: SDG No.: SJ1785

Matrix: (SOIL/SED/WATER) WATER Lab Sample ID: J1785-05C

Sample wt/vol: 900 (g/mL) ML Lab File ID: E3H6487F.D/E3H6487R.D

% Moisture: Decanted: (Y/N) Date Received: 09/16/2010

Extraction: (Type) SEPF Date Extracted: 09/17/2010

Concentrated Extract Volume: 10000 (uL) Date Analyzed: 09/24/2010

Injection Volume: 1.0 (uL) GPC Factor: 1.00 Dilution Factor: 1.0

GPC Cleanup: (Y/N) N pH: Sulfur Cleanup: (Y/N) Y

Acid Cleanup: (Y/N) Y

CAS NO.	COMPOUND	CONCENTRATION UNITS: (ug/L or ug/Kg) µG/L	Q
12674-11-2	Aroclor-1016	1.1	U
11104-28-2	Aroclor-1221	1.1	U
11141-16-5	Aroclor-1232	1.1	U
53469-21-9	Aroclor-1242	1.1	U
12672-29-6	Aroclor-1248	1.1	U
11097-69-1	Aroclor-1254	1.1	U
11096-82-5	Aroclor-1260	1.1	U

All target analytes should be "J" or "UJ"

1H - FORM I ARO

AROCLOR ORGANICS ANALYSIS DATA SHEET

CLIENT SAMPLE NO.

690-BW-4-O

Lab Name: MITKEM LABORATORIES Contract:

Lab Code: MITKEM Case No.: J1785 Mod. Ref No.: SDG No.: SJ1785

Matrix: (SOIL/SED/WATER) WATER Lab Sample ID: J1785-07C

Sample wt/vol: 1000 (g/mL) ML Lab File ID: E3H6488F.D/E3H6488R.D

% Moisture: Decanted: (Y/N) Date Received: 09/16/2010

Extraction: (Type) SEPF Date Extracted: 09/17/2010

Concentrated Extract Volume: 10000 (uL) Date Analyzed: 09/24/2010

Injection Volume: 1.0 (uL) GPC Factor: 1.00 Dilution Factor: 1.0

GPC Cleanup: (Y/N) N pH: Sulfur Cleanup: (Y/N) Y

Acid Cleanup: (Y/N) Y

CAS NO.	COMPOUND	CONCENTRATION UNITS: (ug/L or ug/Kg) µG/L	Q
12674-11-2	Aroclor-1016	1.0	U
11104-28-2	Aroclor-1221	1.0	U
11141-16-5	Aroclor-1232	1.0	U
53469-21-9	Aroclor-1242	1.0	U
12672-29-6	Aroclor-1248	1.0	U
11097-69-1	Aroclor-1254	1.0	U
11096-82-5	Aroclor-1260	1.0	U

All target analytes should be "J" or "UJ"

1H - FORM I ARO

AROCLOR ORGANICS ANALYSIS DATA SHEET

CLIENT SAMPLE NO.

MB-54151

Lab Name: MITKEM LABORATORIES Contract:

Lab Code: MITKEM Case No.: J1785 Mod. Ref No.: SDG No.: SJ1785

Matrix: (SOIL/SED/WATER) WATER Lab Sample ID: MB-54151

Sample wt/vol: 1000 (g/mL) ML Lab File ID: E3H6480F.D/E3H6480R.D

% Moisture: Decanted: (Y/N) Date Received:

Extraction: (Type) SEPF Date Extracted: 09/17/2010

Concentrated Extract Volume: 10000 (uL) Date Analyzed: 09/24/2010

Injection Volume: 1.0 (uL) GPC Factor: 1.00 Dilution Factor: 1.0

GPC Cleanup: (Y/N) N pH: Sulfur Cleanup: (Y/N) Y

Acid Cleanup: (Y/N) Y

CAS NO.	COMPOUND	CONCENTRATION UNITS: (ug/L or ug/Kg) µG/L	Q
12674-11-2	Aroclor-1016	1.0	U
11104-28-2	Aroclor-1221	1.0	U
11141-16-5	Aroclor-1232	1.0	U
53469-21-9	Aroclor-1242	1.0	U
12672-29-6	Aroclor-1248	1.0	U
11097-69-1	Aroclor-1254	1.0	U
11096-82-5	Aroclor-1260	1.0	U

1H - FORM I ARO

AROCLOR ORGANICS ANALYSIS DATA SHEET

CLIENT SAMPLE NO.

LCS-54151(1)

Lab Name: MITKEM LABORATORIES Contract:

Lab Code: MITKEM Case No.: J1785 Mod. Ref No.: SDG No.: SJ1785

Matrix: (SOIL/SED/WATER) WATER Lab Sample ID: LCS-54151

Sample wt/vol: 1000 (g/mL) ML Lab File ID: E3H6481F.D

% Moisture: Decanted: (Y/N) Date Received:

Extraction: (Type) SEPF Date Extracted: 09/17/2010

Concentrated Extract Volume: 10000 (uL) Date Analyzed: 09/24/2010

Injection Volume: 1.0 (uL) GPC Factor: 1.00 Dilution Factor: 1.0

GPC Cleanup: (Y/N) N pH: Sulfur Cleanup: (Y/N) Y

Acid Cleanup: (Y/N) Y

CAS NO.	COMPOUND	CONCENTRATION UNITS: (ug/L or ug/Kg) µG/L	Q
12674-11-2	Aroclor-1016	3.0	
11104-28-2	Aroclor-1221	1.0	U
11141-16-5	Aroclor-1232	1.0	U
53469-21-9	Aroclor-1242	1.0	U
12672-29-6	Aroclor-1248	1.0	U
11097-69-1	Aroclor-1254	1.0	U
11096-82-5	Aroclor-1260	3.0	

1H - FORM I ARO

AROCLOR ORGANICS ANALYSIS DATA SHEET

CLIENT SAMPLE NO.

LCS-54151(2)

Lab Name: MITKEM LABORATORIES Contract:

Lab Code: MITKEM Case No.: J1785 Mod. Ref No.: SDG No.: SJ1785

Matrix: (SOIL/SED/WATER) WATER Lab Sample ID: LCS-54151

Sample wt/vol: 1000 (g/mL) ML Lab File ID: E3H6481R.D

% Moisture: Decanted: (Y/N) Date Received:

Extraction: (Type) SEPF Date Extracted: 09/17/2010

Concentrated Extract Volume: 10000 (uL) Date Analyzed: 09/24/2010

Injection Volume: 1.0 (uL) GPC Factor: 1.00 Dilution Factor: 1.0

GPC Cleanup: (Y/N) N pH: Sulfur Cleanup: (Y/N) Y

Acid Cleanup: (Y/N) Y

CAS NO.	COMPOUND	CONCENTRATION UNITS: (ug/L or ug/Kg) µG/L	Q
12674-11-2	Aroclor-1016	3.2	
11104-28-2	Aroclor-1221	1.0	U
11141-16-5	Aroclor-1232	1.0	U
53469-21-9	Aroclor-1242	1.0	U
12672-29-6	Aroclor-1248	1.0	U
11097-69-1	Aroclor-1254	1.0	U
11096-82-5	Aroclor-1260	3.2	

1H - FORM I ARO

AROCLOR ORGANICS ANALYSIS DATA SHEET

CLIENT SAMPLE NO.
LCSD-54151(1)

Lab Name: MITKEM LABORATORIES Contract:

Lab Code: MITKEM Case No.: J1785 Mod. Ref No.: SDG No.: SJ1785

Matrix: (SOIL/SED/WATER) WATER Lab Sample ID: LCSD-54151

Sample wt/vol: 1000 (g/mL) ML Lab File ID: E3H6482F.D

% Moisture: Decanted: (Y/N) Date Received:

Extraction: (Type) SEPF Date Extracted: 09/17/2010

Concentrated Extract Volume: 10000 (uL) Date Analyzed: 09/24/2010

Injection Volume: 1.0 (uL) GPC Factor: 1.00 Dilution Factor: 1.0

GPC Cleanup: (Y/N) N pH: Sulfur Cleanup: (Y/N) Y

Acid Cleanup: (Y/N) Y

CAS NO.	COMPOUND	CONCENTRATION UNITS: (ug/L or ug/Kg) µG/L	Q
12674-11-2	Aroclor-1016	3.1	
11104-28-2	Aroclor-1221	1.0	U
11141-16-5	Aroclor-1232	1.0	U
53469-21-9	Aroclor-1242	1.0	U
12672-29-6	Aroclor-1248	1.0	U
11097-69-1	Aroclor-1254	1.0	U
11096-82-5	Aroclor-1260	3.2	

1H - FORM I ARO

AROCLOR ORGANICS ANALYSIS DATA SHEET

CLIENT SAMPLE NO.

LCSD-54151(2)

Lab Name: MITKEM LABORATORIES Contract:

Lab Code: MITKEM Case No.: J1785 Mod. Ref No.: SDG No.: SJ1785

Matrix: (SOIL/SED/WATER) WATER Lab Sample ID: LCSD-54151

Sample wt/vol: 1000 (g/mL) ML Lab File ID: E3H6482R.D

% Moisture: Decanted: (Y/N) Date Received:

Extraction: (Type) SEPF Date Extracted: 09/17/2010

Concentrated Extract Volume: 10000 (uL) Date Analyzed: 09/24/2010

Injection Volume: 1.0 (uL) GPC Factor: 1.00 Dilution Factor: 1.0

GPC Cleanup: (Y/N) N pH: Sulfur Cleanup: (Y/N) Y

Acid Cleanup: (Y/N) Y

CAS NO.	COMPOUND	CONCENTRATION UNITS: (ug/L or ug/Kg) µG/L	Q
12674-11-2	Aroclor-1016	3.3	
11104-28-2	Aroclor-1221	1.0	U
11141-16-5	Aroclor-1232	1.0	U
53469-21-9	Aroclor-1242	1.0	U
12672-29-6	Aroclor-1248	1.0	U
11097-69-1	Aroclor-1254	1.0	U
11096-82-5	Aroclor-1260	3.4	

U.S. EPA - CLP

1

INORGANIC ANALYSIS DATA SHEET

EPA SAMPLE NO.

690-BW-1-O

Lab Name: Mitkem Laboratories Contract: 208492

Lab Code: MITKEM Case No.: SAS No.: SDG No.: SJ1785

Matrix (soil/water): WATER Lab Sample ID: J1785-01

Level (low/med): MED Date Received: 09/16/2010

% Solids: 0.0

Concentration Units (ug/L or mg/kg dry weight): UG/L

CAS No.	Analyte	Concentration	C	Q	M
7429-90-5	Aluminum	66.0	U		P
7440-36-0	Antimony	10	B		P
7440-38-2	Arsenic	4.3	U		P
7440-39-3	Barium	104	B		P
7440-41-7	Beryllium	0.26	U		P
7440-43-9	Cadmium	0.89	U		P
7440-70-2	Calcium	156000			P
7440-47-3	Chromium	0.64	U		P
7440-48-4	Cobalt	0.67	U		P
7440-50-8	Copper	3.6	U		P
7439-89-6	Iron	104	B		P
7439-92-1	Lead	4.2	U		P
7439-95-4	Magnesium	40000			P
7439-96-5	Manganese	613			P
7439-97-6	Mercury	0.028	U		CV
7440-02-0	Nickel	0.85	U		P
7440-09-7	Potassium	11800			P
7782-49-2	Selenium	12.0	U		P
7440-22-4	Silver	6.9	U		P
7440-23-5	Sodium	72300			P
7440-28-0	Thallium	6.2	U		P
7440-62-2	Vanadium	1.1	U		P
7440-66-6	Zinc	25.0	B		P

Comments:

U.S. EPA - CLP

1

INORGANIC ANALYSIS DATA SHEET

EPA SAMPLE NO.

690-BW-2-O

Lab Name: Mitkem Laboratories Contract: 208492

Lab Code: MITKEM Case No.: SAS No.: SDG No.: SJ1785

Matrix (soil/water): WATER Lab Sample ID: J1785-02

Level (low/med): MED Date Received: 09/16/2010

% Solids: 0.0

Concentration Units (ug/L or mg/kg dry weight): UG/L

CAS No.	Analyte	Concentration	C	Q	M
7429-90-5	Aluminum	427			P
7440-36-0	Antimony	9.3	U		P
7440-38-2	Arsenic	4.3	U		P
7440-39-3	Barium	274			P
7440-41-7	Beryllium	0.26	U		P
7440-43-9	Cadmium	0.89	U		P
7440-70-2	Calcium	155000			P
7440-47-3	Chromium	1.2	B		P
7440-48-4	Cobalt	0.67	U		P
7440-50-8	Copper	3.6	U		P
7439-89-6	Iron	13300			P
7439-92-1	Lead	4.2	U		P
7439-95-4	Magnesium	32700			P
7439-96-5	Manganese	236			P
7439-97-6	Mercury	0.028	U		CV
7440-02-0	Nickel	6.2	B		P
7440-09-7	Potassium	28100			P
7782-49-2	Selenium	12.0	U		P
7440-22-4	Silver	6.9	U		P
7440-23-5	Sodium	124000			P
7440-28-0	Thallium	6.2	U		P
7440-62-2	Vanadium	1.1	U		P
7440-66-6	Zinc	42.5	B		P

Comments:

U.S. EPA - CLP

1

INORGANIC ANALYSIS DATA SHEET

EPA SAMPLE NO.

690-BW-3-O

Lab Name: Mitkem Laboratories Contract: 208492

Lab Code: MITKEM Case No.: SAS No.: SDG No.: SJ1785

Matrix (soil/water): WATER Lab Sample ID: J1785-03

Level (low/med): MED Date Received: 09/16/2010

% Solids: 0.0

Concentration Units (ug/L or mg/kg dry weight): UG/L

CAS No.	Analyte	Concentration	C	Q	M
7429-90-5	Aluminum	66.0	U		P
7440-36-0	Antimony	9.3	U		P
7440-38-2	Arsenic	4.3	U		P
7440-39-3	Barium	122	B		P
7440-41-7	Beryllium	0.26	U		P
7440-43-9	Cadmium	0.89	U		P
7440-70-2	Calcium	70800			P
7440-47-3	Chromium	0.64	U		P
7440-48-4	Cobalt	0.67	U		P
7440-50-8	Copper	3.8	B		P
7439-89-6	Iron	3460			P
7439-92-1	Lead	4.2	U		P
7439-95-4	Magnesium	12800			P
7439-96-5	Manganese	119			P
7439-97-6	Mercury	0.028	U		CV
7440-02-0	Nickel	1.2	B		P
7440-09-7	Potassium	17600			P
7782-49-2	Selenium	12.0	U		P
7440-22-4	Silver	6.9	U		P
7440-23-5	Sodium	251000			P
7440-28-0	Thallium	6.2	U		P
7440-62-2	Vanadium	1.1	U		P
7440-66-6	Zinc	19.1	B		P

Comments:

U.S. EPA - CLP

1

INORGANIC ANALYSIS DATA SHEET

EPA SAMPLE NO.

690-BW-4-O

Lab Name: Mitkem Laboratories Contract: 208492

Lab Code: MITKEM Case No.: SAS No.: SDG No.: SJ1785

Matrix (soil/water): WATER Lab Sample ID: J1785-07

Level (low/med): MED Date Received: 09/16/2010

% Solids: 0.0

Concentration Units (ug/L or mg/kg dry weight): UG/L

CAS No.	Analyte	Concentration	C	Q	M
7429-90-5	Aluminum	92.4	B		P
7440-36-0	Antimony	9.3	U		P
7440-38-2	Arsenic	4.3	U		P
7440-39-3	Barium	136	B		P
7440-41-7	Beryllium	0.26	U		P
7440-43-9	Cadmium	0.89	U		P
7440-70-2	Calcium	60700			P
7440-47-3	Chromium	0.64	U		P
7440-48-4	Cobalt	0.67	U		P
7440-50-8	Copper	3.6	U		P
7439-89-6	Iron	782			P
7439-92-1	Lead	4.2	U		P
7439-95-4	Magnesium	12100			P
7439-96-5	Manganese	64.5			P
7439-97-6	Mercury	0.028	U		CV
7440-02-0	Nickel	0.96	B		P
7440-09-7	Potassium	11000			P
7782-49-2	Selenium	12.0	U		P
7440-22-4	Silver	6.9	U		P
7440-23-5	Sodium	281000			P
7440-28-0	Thallium	6.2	U		P
7440-62-2	Vanadium	1.1	U		P
7440-66-6	Zinc	66.0			P

Comments:

U.S. EPA - CLP

1

INORGANIC ANALYSIS DATA SHEET

EPA SAMPLE NO.

690-DUP-D

Lab Name: Mitkem Laboratories Contract: 208492

Lab Code: MITKEM Case No.: SAS No.: SDG No.: SJ1785

Matrix (soil/water): WATER Lab Sample ID: J1785-04

Level (low/med): MED Date Received: 09/16/2010

% Solids: 0.0

Concentration Units (ug/L or mg/kg dry weight): UG/L

CAS No.	Analyte	Concentration	C	Q	M
7429-90-5	Aluminum	403			P
7440-36-0	Antimony	9.3	U		P
7440-38-2	Arsenic	4.3	U		P
7440-39-3	Barium	260			P
7440-41-7	Beryllium	0.26	U		P
7440-43-9	Cadmium	0.89	U		P
7440-70-2	Calcium	147000			P
7440-47-3	Chromium	1.1	B		P
7440-48-4	Cobalt	0.67	U		P
7440-50-8	Copper	3.6	U		P
7439-89-6	Iron	13500			P
7439-92-1	Lead	4.2	U		P
7439-95-4	Magnesium	30500			P
7439-96-5	Manganese	228			P
7439-97-6	Mercury	0.028	U		CV
7440-02-0	Nickel	6.5	B		P
7440-09-7	Potassium	28100			P
7782-49-2	Selenium	12.0	U		P
7440-22-4	Silver	6.9	U		P
7440-23-5	Sodium	118000			P
7440-28-0	Thallium	6.2	U		P
7440-62-2	Vanadium	1.1	U		P
7440-66-6	Zinc	42.9	B		P

Comments:

U.S. EPA - CLP

1

INORGANIC ANALYSIS DATA SHEET

EPA SAMPLE NO.

690-FIELD BLANK-O

Lab Name: Mitkem Laboratories Contract: 208492

Lab Code: MITKEM Case No.: SAS No.: SDG No.: SJ1785

Matrix (soil/water): WATER Lab Sample ID: J1785-05

Level (low/med): MED Date Received: 09/16/2010

% Solids: 0.0

Concentration Units (ug/L or mg/kg dry weight): UG/L

CAS No.	Analyte	Concentration	C	Q	M
7429-90-5	Aluminum	66.0	U		P
7440-36-0	Antimony	9.3	U		P
7440-38-2	Arsenic	4.3	U		P
7440-39-3	Barium	1.9	B		P
7440-41-7	Beryllium	0.26	U		P
7440-43-9	Cadmium	0.89	U		P
7440-70-2	Calcium	110	U		P
7440-47-3	Chromium	0.64	U		P
7440-48-4	Cobalt	0.67	U		P
7440-50-8	Copper	3.6	U		P
7439-89-6	Iron	31.0	U		P
7439-92-1	Lead	4.2	U		P
7439-95-4	Magnesium	76.0	U		P
7439-96-5	Manganese	10.0	U		P
7439-97-6	Mercury	0.028	U		CV
7440-02-0	Nickel	0.85	U		P
7440-09-7	Potassium	76.0	U		P
7782-49-2	Selenium	12.0	U		P
7440-22-4	Silver	6.9	U		P
7440-23-5	Sodium	297	B		P
7440-28-0	Thallium	6.2	U		P
7440-62-2	Vanadium	1.1	U		P
7440-66-6	Zinc	4.9	U		P

Comments:

2Q - FORM II ARO-1

WATER AROCLOR SURROGATE RECOVERY

Lab Name: MITKEM LABORATORIES Contract:

Lab Code: MITKEM Case No.: J1785 Mod. Ref No.: SDG No.: SJ1785

GC Column(1): CLPPest ID: 0.53 (mm) GC Column(2): CLPPestII ID: 0.53 (mm)

	CLIENT SAMPLE NO.	TCX 1 %REC #	TCX 2 %REC #	DCB 1 %REC #	DCB 2 %REC #	OTHER (1)	OTHER (2)	TOT OUT
01	MB-54151	86	79	64	61			0
02	LCS-54151	73	69	~~77~~ 55	53	K 1/3/11		0
03	LCSD-54151	81	75	52	50			0
04	690-BW-1-O	79	66	44	44			0
05	690-BW-2-O	72	65	29 *	29 *			2
06	690-BW-3-O	79	76	32 *	33 *			2
07	690-DUP-D	76	65	32 *	31 *			2
08	690-FIELD BLANK-O	78	75	29 *	29 *			2
09	690-BW-4-O	69	68	26 *	27 *			2

QC LIMITS

TCX = Tetrachloro-m-xylene (34-137)

DCB = Decachlorobiphenyl (40-135)

Column to be used to flag recovery values

* Values outside of QC limits

D Surrogate diluted out

s10.08.17.A

SW846

Revised 1/3/11

0724

1G - FORM I PEST

PESTICIDE ORGANICS ANALYSIS DATA SHEET

CLIENT SAMPLE NO.

690-BW-1-O

Lab Name: MITKEM LABORATORIES Contract:

Lab Code: MITKEM Case No.: J1785 Mod. Ref No.: SDG No.: SJ1785

Matrix: (SOIL/SED/WATER) WATER Lab Sample ID: J1785-01C

Sample wt/vol: 1000 (g/mL) ML Lab File ID: E4G1276F.D/E4G1276R.D

% Moisture: Decanted: (Y/N) Date Received: 09/16/2010

Extraction: (Type) SEPF Date Extracted: 09/17/2010

Concentrated Extract Volume: 10000 (uL) Date Analyzed: 09/24/2010

Injection Volume: 1.0 (uL) GPC Factor: 1.00 Dilution Factor: 1.0

GPC Cleanup: (Y/N) N pH: Sulfur Cleanup: (Y/N) Y

CAS NO.	COMPOUND	CONCENTRATION UNITS: (ug/L or ug/Kg) pG/L	Q
319-84-6	alpha-BHC	0.050	U
319-85-7	beta-BHC	0.050	U
319-86-8	delta-BHC	0.050	U
58-89-9	gamma-BHC (Lindane)	0.050	U
76-44-8	Heptachlor	0.050	U
309-00-2	Aldrin	0.050	U
1024-57-3	Heptachlor epoxide	0.050	U
959-98-8	Endosulfan I	0.050	U
60-57-1	Dieldrin	0.10	J
72-55-9	4,4'-DDE	0.10	U
72-20-8	Endrin	0.10	U
33213-65-9	Endosulfan II	0.10	U
72-54-8	4,4'-DDD	0.10	U
1031-07-8	Endosulfan sulfate	0.10	U
50-29-3	4,4'-DDT	0.10	U
72-43-5	Methoxychlor	0.50	U
53494-70-5	Endrin ketone	0.10	U
7421-93-4	Endrin aldehyde	0.10	U
5103-71-9	alpha-Chlordane	0.050	U
5103-74-2	gamma-Chlordane	0.050	U
8001-35-2	Toxaphene	5.0	U

u KL 1/3/11

MITKEM LABORATORIES: VOLATILE SAMPLES RECEIVING LOGBOOK

VOA Log-In Date	Workorder	Client ID	Sample Numbers	Relinquished by:	Received by:	Pres. Used	F/R	Returned to R1
9-16-10	J1783	SEVEN	01-05	AM	SZ	E	R9	
↓	J1765	SEVEN	04	AM		E		
9/16/10	J1781	ERA	15A	SBL		N/A	R10	
	J1777	EPA	05-08	AM		H	R4	
	J1772	EPA	15-20	AM		H	R4	
	J1784	EPA	01-06	AM		H	R4	
	J1780	D&B	01	AM		US	R9	
	J1785	LABELLA	01-06, 07 SN 9/20/10	AM		H	R9	
	J1759	EPA	06	AM	↓	US	R10	
↓	J1758	EPA	08	AM	SZ	M	R10	
9/16/10	J1787	DAY	01-06	SN	CJA	H	R10	
9.17.10	J1796	~~EPA~~ 9-17-10	Severson	01	KMM	E	~~F10~~ R9 9-17-10	
9.17.10	J1765	Severson	05	KMM	↓	E	F10	
9/17/10	J1791	EZM	20	WL	SZ	F	F10	

Logbook ID 90.0191-04/10

Reviewed By: SZ 9/20/10

"Preservative Used" Key

UA = Unpreserved Aqueous	**H** = HCL	**A** = Air	**M** = MeOH	**E** = Encore
US = Unpreserved Soil	**N** = $NaHSO_4$		**F** = Freeze	**T** = Trace, HCL

0307R

ug/Kg

Analyte	MDL	PQL
1,1,1-Trichloroethane	0.53	5
1,1,2,2-Tetrachloroethane	0.68	5
1,1,2-Trichloroethane	0.48	5
1,1-Dichloroethane	0.67	5
1,1-Dichloroethene	0.95	5
1,2,4-Trimethylbenzene	0.57	5
1,2-Dichlorobenzene	0.62	5
1,2-Dichloroethane	0.54	5
1,2-Dichloropropane	0.69	5
1,3,5-Trimethylbenzene	0.61	5
1,3-Dichlorobenzene	0.7	5
1,4-Dichlorobenzene	0.8	5
2-Butanone	2	5
2-Chloroethyl vinyl ether	1	5
2-Hexanone	0.83	5
4-Isopropyltoluene	0.71	5
4-Methyl-2-pentanone	0.73	5
Acetone	1.6	5
Benzene	0.61	5
Bromodichloromethane	0.97	5
Bromoform	2	5
Bromomethane	1.1	5
Carbon disulfide	0.3	5
Carbon tetrachloride	0.33	5
Chlorobenzene	0.51	5
Chloroethane	1	5
Chloroform	0.64	5
Chloromethane	0.8	5
cis-1,2-Dichloroethene	0.75	5
cis-1,3-Dichloropropene	0.67	5
Dibromochloromethane	0.65	5
Ethylbenzene	0.5	5
Isopropylbenzene	0.58	5
m,p-Xylene	1.6	5
Methyl tert-butyl ether	0.61	5
Methylene chloride	1.3	5
n-Butylbenzene	0.67	5
n-Propylbenzene	0.44	5
Naphthalene	0.78	5
o-Xylene	0.47	5
sec-Butylbenzene	0.62	5
Styrene	0.52	5
tert-Butylbenzene	0.52	5
Tetrachloroethene	0.62	5
Toluene	0.47	5
trans-1,2-Dichloroethene	0.53	5
trans-1,3-Dichloropropene	0.68	5
Trichloroethene	0.62	5
Trichlorofluoromethane	0.42	5
Vinyl acetate	0.37	5

Vinyl chloride	0.63	5
Xylene (Total)	0.47	5

ug/Kg

Analyte	MDL	PQL
1,1,1-Trichloroethane	23	250
1,1,2,2-Tetrachloroethane	20	250
1,1,2-Trichloroethane	23	250
1,1-Dichloroethane	19	250
1,1-Dichloroethene	25	250
1,2,4-Trimethylbenzene	17	250
1,2-Dichlorobenzene	23	250
1,2-Dichloroethane	25	250
1,2-Dichloropropane	25	250
1,3,5-Trimethylbenzene	24	250
1,3-Dichlorobenzene	19	250
1,4-Dichlorobenzene	20	250
2-Butanone	49	250
2-Chloroethyl vinyl ether	26	250
2-Hexanone	23	250
4-Isopropyltoluene	14	250
4-Methyl-2-pentanone	21	250
Acetone	89	250
Benzene	20	250
Bromodichloromethane	17	250
Bromoform	24	250
Bromomethane	77	250
Carbon disulfide	19	250
Carbon tetrachloride	25	250
Chlorobenzene	15	250
Chloroethane	89	250
Chloroform	22	250
Chloromethane	31	250
cis-1,2-Dichloroethene	27	250
cis-1,3-Dichloropropene	29	250
Dibromochloromethane	17	250
Ethylbenzene	22	250
Isopropylbenzene	20	250
m,p-Xylene	28	250
Methyl tert-butyl ether	30	250
Methylene chloride	30	250
n-Butylbenzene	19	250
n-Propylbenzene	16	250
Naphthalene	36	250
o-Xylene	13	250
sec-Butylbenzene	14	250
Styrene	18	250
tert-Butylbenzene	15	250
Tetrachloroethene	25	250
Toluene	15	250
trans-1,2-Dichloroethene	20	250
trans-1,3-Dichloropropene	27	250
Trichloroethene	14	250
Trichlorofluoromethane	43	250
Vinyl acetate	29	250

Vinyl chloride	30	250
Xylene (Total)	13	250

ug/L

Analyte	MDL	PQL
1,1,1-Trichloroethane	0.5	5
1,1,2,2-Tetrachloroethane	0.42	5
1,1,2-Trichloroethane	0.38	5
1,1-Dichloroethane	0.25	5
1,1-Dichloroethene	0.39	5
1,2,4-Trimethylbenzene	0.4	5
1,2-Dichlorobenzene	0.33	5
1,2-Dichloroethane	0.41	5
1,2-Dichloropropane	0.61	5
1,3,5-Trimethylbenzene	0.45	5
1,3-Dichlorobenzene	0.29	5
1,4-Dichlorobenzene	0.4	5
2-Butanone	2.1	5
2-Chloroethyl vinyl ether	0.24	5
2-Hexanone	1.7	5
4-Isopropyltoluene	0.46	5
4-Methyl-2-pentanone	0.82	5
Acetone	2.2	5
Benzene	0.33	5
Bromodichloromethane	0.26	5
Bromoform	0.77	5
Bromomethane	0.8	5
Carbon disulfide	0.34	5
Carbon tetrachloride	0.54	5
Chlorobenzene	0.26	5
Chloroethane	0.48	5
Chloroform	0.33	5
Chloromethane	0.26	5
cis-1,2-Dichloroethene	0.48	5
cis-1,3-Dichloropropene	0.45	5
Dibromochloromethane	0.57	5
Ethylbenzene	0.35	5
Isopropylbenzene	0.38	5
m,p-Xylene	0.77	5
Methyl tert-butyl ether	0.24	5
Methylene chloride	0.41	5
n-Butylbenzene	0.33	5
n-Propylbenzene	0.64	5
Naphthalene	0.8	5
o-Xylene	0.36	5
sec-Butylbenzene	0.28	5
Styrene	0.5	5
tert-Butylbenzene	0.37	5
Tetrachloroethene	0.65	5
Toluene	0.32	5
trans-1,2-Dichloroethene	0.65	5
trans-1,3-Dichloropropene	0.48	5
Trichloroethene	0.36	5
Trichlorofluoromethane	0.54	5
Vinyl acetate	0.35	5

Vinyl chloride	0.5	5
Xylene (Total)	0.36	5

ug/Kg

Analyte	MDL	PQL
1,2,4-Trichlorobenzene	46	330
1,2-Dichlorobenzene	42	330
1,3-Dichlorobenzene	40	330
1,4-Dichlorobenzene	36	330
2,2′-oxybis(1-Chloropropane)	51	330
2,4,5-Trichlorophenol	37	670
2,4,6-Trichlorophenol	39	330
2,4-Dichlorophenol	38	330
2,4-Dimethylphenol	36	330
2,4-Dinitrophenol	180	670
2,4-Dinitrotoluene	23	330
2,6-Dinitrotoluene	28	330
2-Chloronaphthalene	38	330
2-Chlorophenol	41	330
2-Methylnaphthalene	42	330
2-Methylphenol	38	330
2-Nitroaniline	21	670
2-Nitrophenol	36	330
3,3′-Dichlorobenzidine	35	330
3-Nitroaniline	24	670
4,6-Dinitro-2-methylphenol	25	670
4-Bromophenyl-phenylether	32	330
4-Chloro-3-methylphenol	26	330
4-Chloroaniline	24	330
4-Chlorophenyl-phenylether	40	330
4-Methylphenol	35	330
4-Nitroaniline	25	670
4-Nitrophenol	22	670
Acenaphthene	39	330
Acenaphthylene	37	330
Anthracene	27	330
Benzo(a)anthracene	33	330
Benzo(a)pyrene	31	330
Benzo(b)fluoranthene	40	330
Benzo(g,h,i)perylene	38	330
Benzo(k)fluoranthene	43	330
Bis(2-chloroethoxy)methane	39	330
Bis(2-chloroethyl)ether	42	330
Bis(2-ethylhexyl)phthalate	29	330
Butylbenzylphthalate	26	330
Carbazole	28	330
Chrysene	29	330
Di-n-butylphthalate	28	330
Di-n-octylphthalate	28	330
Dibenzo(a,h)anthracene	35	330
Dibenzofuran	36	330
Diethylphthalate	24	330
Dimethylphthalate	30	330
Fluoranthene	29	330
Fluorene	33	330

Hexachlorobenzene	32	330
Hexachlorobutadiene	45	330
Hexachlorocyclopentadiene	96	330
Hexachloroethane	35	330
Indeno(1,2,3-cd)pyrene	37	330
Isophorone	34	330
N-Nitroso-di-n-propylamine	32	330
N-Nitrosodiphenylamine	29	330
Naphthalene	41	330
Nitrobenzene	38	330
Pentachlorophenol	140	670
Phenanthrene	26	330
Phenol	37	330
Pyrene	32	330

ug/L

Analyte	MDL	PQL
1,2,4-Trichlorobenzene	0.93	10
1,2-Dichlorobenzene	0.84	10
1,3-Dichlorobenzene	0.71	10
1,4-Dichlorobenzene	1.1	10
2,2´-oxybis(1-Chloropropane)	0.78	10
2,4,5-Trichlorophenol	0.26	20
2,4,6-Trichlorophenol	0.53	10
2,4-Dichlorophenol	0.57	10
2,4-Dimethylphenol	1.8	10
2,4-Dinitrophenol	3.5	20
2,4-Dinitrotoluene	0.41	10
2,6-Dinitrotoluene	0.52	10
2-Chloronaphthalene	0.81	10
2-Chlorophenol	0.61	10
2-Methylnaphthalene	0.94	10
2-Methylphenol	0.96	10
2-Nitroaniline	0.71	20
2-Nitrophenol	0.6	10
3,3´-Dichlorobenzidine	1.7	10
3-Nitroaniline	0.97	20
4,6-Dinitro-2-methylphenol	0.79	20
4-Bromophenyl-phenylether	0.54	10
4-Chloro-3-methylphenol	0.6	10
4-Chloroaniline	2	10
4-Chlorophenyl-phenylether	0.41	10
4-Methylphenol	1.4	10
4-Nitroaniline	0.96	20
4-Nitrophenol	0.53	20
Acenaphthene	0.65	10
Acenaphthylene	0.42	10
Anthracene	0.48	10
Benzo(a)anthracene	0.4	10
Benzo(a)pyrene	1.2	10
Benzo(b)fluoranthene	0.94	10
Benzo(g,h,i)perylene	0.39	10
Benzo(k)fluoranthene	1.2	10
Bis(2-chloroethoxy)methane	1.1	10
Bis(2-chloroethyl)ether	0.75	10
Bis(2-ethylhexyl)phthalate	1.3	10
Butylbenzylphthalate	0.32	10
Carbazole	0.64	10
Chrysene	0.42	10
Di-n-butylphthalate	0.48	10
Di-n-octylphthalate	0.47	10
Dibenzo(a,h)anthracene	0.44	10
Dibenzofuran	0.52	10
Diethylphthalate	0.45	10
Dimethylphthalate	0.37	10
Fluoranthene	0.33	10
Fluorene	0.44	10

Hexachlorobenzene	0.44	10
Hexachlorobutadiene	0.75	10
Hexachlorocyclopentadiene	1	10
Hexachloroethane	0.55	10
Indeno(1,2,3-cd)pyrene	0.38	10
Isophorone	0.47	10
N-Nitroso-di-n-propylamine	0.63	10
N-Nitrosodiphenylamine	1.1	10
Naphthalene	0.96	10
Nitrobenzene	1.6	10
Pentachlorophenol	1.7	20
Phenanthrene	0.45	10
Phenol	0.75	10
Pyrene	0.44	10

ug/Kg

Analyte	MDL	PQL
4,4´-DDD	0.22	3.3
4,4´-DDE	0.25	3.3
4,4´-DDT	0.33	3.3
Aldrin	0.11	1.7
alpha-BHC	0.056	1.7
alpha-Chlordane	0.087	1.7
beta-BHC	0.063	1.7
delta-BHC	0.12	1.7
Dieldrin	0.16	3.3
Endosulfan I	0.06	1.7
Endosulfan II	0.15	3.3
Endosulfan sulfate	0.13	3.3
Endrin	0.14	3.3
Endrin aldehyde	0.23	3.3
Endrin ketone	0.12	3.3
gamma-BHC (Lindane)	0.055	1.7
gamma-Chlordane	0.21	1.7
Heptachlor	0.072	1.7
Heptachlor epoxide	0.16	1.7
Methoxychlor	0.88	17
Toxaphene	8.8	170

ug/L

Analyte	MDL	PQL
4,4´-DDD	0.0064	0.1
4,4´-DDE	0.0056	0.1
4,4´-DDT	0.007	0.1
Aldrin	0.0043	0.05
alpha-BHC	0.0018	0.05
alpha-Chlordane	0.0024	0.05
beta-BHC	0.002	0.05
delta-BHC	0.0027	0.05
Dieldrin	0.0056	0.1
Endosulfan I	0.0029	0.05
Endosulfan II	0.0031	0.1
Endosulfan sulfate	0.0045	0.1
Endrin	0.0035	0.1
Endrin aldehyde	0.015	0.1
Endrin ketone	0.0046	0.1
gamma-BHC (Lindane)	0.0019	0.05
gamma-Chlordane	0.0026	0.05
Heptachlor	0.0039	0.05
Heptachlor epoxide	0.0028	0.05
Methoxychlor	0.031	0.5
Toxaphene	0.14	5

ug/Kg

Analyte	MDL	PQL
Aroclor-1016	2.5	33
Aroclor-1221	4.4	33
Aroclor-1232	2.4	33
Aroclor-1242	2.5	33
Aroclor-1248	3.8	33
Aroclor-1254	4.4	33
Aroclor-1260	1.8	33

ug/L

Analyte	MDL	PQL
Aroclor-1016	0.119	1
Aroclor-1221	0.095	1
Aroclor-1232	0.185	1
Aroclor-1242	0.03	1
Aroclor-1248	0.063	1
Aroclor-1254	0.204	1
Aroclor-1260	0.105	1

Vali-Data of WNY, LLC
1514 Davis Rd.
West Falls, NY 14170

January 12, 2011
Mr. Evan Dumrese
LaBella Associates, PC
300 State St.
Suite 201
Rochester, NY 14614

Received By
LaBella Associates, P.C.
JAN 13 2011
Client: _____
Proj.#: _____

Dear Mr. Dumrese,

I would like to thank you for using Vali-Data of WNY, LLC for your data validation needs.

Attached is the DUSR report for 690 St. Paul St., SDG#J2146 and #J1785 and the corresponding invoice. Also, included are past due invoices. Late fees have been added for all invoices that are 90 or more days past due. If you have any questions, please feel free to contact me at (716) 655-6530. I look forward to working together in the future.

Sincerely,

Jodi Zimmerman
Vali-Data of WNY, LLC

Data Usability Summary Report

Vali-Data of WNY, LLC
1514 Davis Rd.
West Falls, NY 14170

690 St. Paul St.
Mitkem Laboratories #J2146
December 8, 2010
Sampling date: 10/19-21/10

Prepared by

Jodi Zimmerman, B.S.
Vali-Data of WNY, LLC
1514 Davis Rd.
West Falls, NY 14170

DELIVERABLES

This Data Usability Summary Report (DUSR) was prepared by evaluating the analytical data package for LaBella Associates, P.C., project located at 690 St. Paul St., Work order 208492, Mitkem Laboratories SDG ID#SJ2146, submitted to Vali-Data of WNY, LLC on December 3, 2010. This DUSR has been prepared in general compliance with NYSDEC Analytical Services Protocol and USEPA National Functional Guidelines. The laboratory performed the analyses using USEPA methods, 8260 (Volatile Organics), 8270 (SemiVolatile Organics), 8081 (Pesticides), 8082 (PCBs), 6010 (Inorganics), 7470/7471 (Mercury).

VOLATILE ORGANIC COMPOUNDS

The following items/criteria were reviewed for this analytical suite:

- Data Completeness
- Narrative and Data Reporting Forms
- Chain of Custody and Traffic Reports
- Holding Times
- Internal Standard (IS) Area Performance
- Surrogate Spike Recoveries
- Method Blank
- Laboratory Control Samples
- MS/MSD
- Compound Quantitation
- Initial Calibration
- Continuing Calibration
- GC/MS Performance Check

The items listed above were technically in compliance with the method and SOP criteria with the exceptions discussed in the text below. The data have been reviewed according to the procedures outlined above and qualified accordingly.

OVERALL EVALUATION OF DATA AND POTENTIAL USABILITY ISSUES

The data are acceptable for use but are qualified below in Method Blank and Laboratory Control Sample.

Methanol extraction was performed on sample 690-BW-5 (2.0-4.0) and 690-SB-124 (10.0-10.4).

DATA COMPLETENESS

All criteria were met.

NARRATIVE AND DATA REPORTING FORMS

All criteria were met except the MDL's were not included in the original package. Those pages are attached.

The instrument performance check for MB-55104 file #V6H7140.D was not included in the original package. That page is attached.

CHAIN OF CUSTODY AND TRAFFIC REPORTS
All criteria were met.

HOLDING TIMES
All holding times for the samples were met.

INTERNAL STANDARD (IS)
The IS did meet criteria.

SURROGATE SPIKE RECOVERIES
All criteria were met except the %Rec of Toluene-d_8 was outside laboratory QC limits but within ASP QC limits in sample 690-BW-5(2.0-4.0).

METHOD BLANK
All the criteria were met except Methylene Chloride was detected above the MDL, below the reporting limit in MB-55192 and is qualified as estimated in the blank and associated spike and samples with detects.

FIELD DUPLICATE SAMPLE PRECISION
No field duplicate sample was acquired.

LABORATORY CONTROL SAMPLES
All criteria were met except the %Rec of Benzene was outside QC limits; low, in LCS-55181 and should be qualified as estimated in associated sample and spike.
The %RPD of Acetone was outside QC limits, in LCS/LCSD-55104. This target analyte was within QC limits in the respective LCS, so no further action is required.

MS/MSD
MS/MSD were performed in sequence with samples 690-BW-5-0, 690-BW-5(2.0-4.0)ME, 690-SB-124(10.0-10.4) and 690-BW-5-0DL.

COMPOUND QUANTITATION
All criteria were met.

INITIAL CALIBRATION
All criteria were met except the %RSD of Vinyl Chloride was outside ASP QC limits in the initial calibration, V6H7176. The RRF value of Trichloroethene was outside QC limits in all the initial calibrations. ASP allows up to two target compounds to be outside QC limits, so no further action is required.

CONTINUING CALIBRATION
All criteria were met except the %D of several target analytes were outside laboratory QC limits but within ASP QC limits in VSTD0502M and VSTD0506T.
The RRF of Trichloroethene was outside QC limits in VSTD0502M, VSTD0502N, VSTD0506T and VSTD0506X. ASP allows up to two target compounds to be outside QC limits.

GC/MS PERFORMANCE CHECK
All criteria were met.

SEMIVOLATILE ORGANIC COMPOUNDS

The following items/criteria were reviewed for this analytical suite:

- Data Completeness
- Narrative and Data Reporting Forms
- Chain of Custody and Traffic Reports
- Holding Times
- Internal Standard (IS) Area Performance
- Surrogate Spike Recoveries
- Method Blank
- Laboratory Control Samples
- MS/MSD
- Compound Quantitation
- Initial Calibration
- Continuing Calibration
- GC/MS Performance Check

The items listed above were technically in compliance with the method and SOP criteria with the exceptions discussed in the text below. The data have been reviewed according to the procedures outlined above and qualified accordingly.

OVERALL EVALUATION OF DATA AND POTENTIAL USABILITY ISSUES
The data are acceptable for use but are qualified below in Holding Times, Surrogate Spike Recoveries, Laboratory Control Samples and Continuing Calibration.

DATA COMPLETENESS
All criteria were met.

NARRATIVE AND DATA REPORTING FORMS
All criteria were met except the MDL's were not included in the original package. Those pages are attached.

CHAIN OF CUSTODY AND TRAFFIC REPORTS
All criteria were met.

HOLDING TIMES
All holding times for the samples were met except the extraction holding time for 690-BS-5-0RX was outside QC limits. All target analytes should be qualified as undetected estimated in 690-BS-5-0RX.

INTERNAL STANDARD (IS)
The IS did meet criteria.

SURROGATE SPIKE RECOVERIES
All criteria were met except the %Rec of Phenol-d_5 was outside the QC limits, low in MB55059 and 690-BW-5-0. The %Rec of 2-Fluorophenol and 2,4,6-Tribromophenol were outside the QC limits, low in MB55059, LCS55059 and 690-BW-5-0. Acid non-detects should be considered unusable and acid detects should be qualified as estimated. The surrogate recoveries for LCSD55059 were acceptable.

Sample 690-BW-5-0 was rerun with acceptable surrogate recoveries. Additional blank and laboratory control samples were run with acceptable surrogate recoveries.

METHOD BLANK
All the criteria were met. (see Surrogate Spike Recoveries, above)

FIELD DUPLICATE SAMPLE PRECISION
No field duplicate was acquired.

LABORATORY CONTROL SAMPLES
All criteria were met except the %Rec and %RPD of several target analytes were outside QC limits, low in LCS/LSD-55059 and would be qualified as undetected estimated in the associated sample, since they were not detected in any of the samples. The target analytes whose %Rec was outside QC limits, low in both LCS-55059 and LSD-55059 were qualified as unusable in Surrogate Spike Recovery, above.
The %Rec Naphthalene was outside QC limits, high in LCS/LCSD-55265 and would be considered biased high in the associated sample.
3-Nitroaniline and 4-Nitrophenol were detected above the MDL, below the MRL and are qualified as estimated in LCS/LCS-D55265. Several target analytes were detected above the MDL, below the MRL and are qualified as estimated in LCS/LCSD-55059. Several target analytes were not detected in LCS/LCSD-55059.

MS/MSD
No MS/MSD were performed on this sample.

COMPOUND QUANTITATION
All criteria were met. (see Surrogate Spike Recoveries, above)

INITIAL CALIBRATION
All criteria were met except the %RSD of Nitrobenzene and Naphthalene were outside ASP QC limits in the initial calibration performed on 11/5/10, instrument S1. The RRF was outside QC limits for 4-Chlorophenyl ethyl ether in the initial calibration performed on 11/5/10, instrument S1. ASP allows up to four target analytes to be outside QC limits without further action.

CONTINUING CALIBRATION
All criteria were met except the %D of Dibenzo(a,h)anthracene and Benzo(g,h,i)perylene, in SSTD0501M run on 11/8/10, were outside ASP QC limits. The RRF Benzo(g,h,i)perylene was outside QC limits in SSTD0501M run on 11/8/10. ASP allows for up to four target analytes to be outside QC limits without further action.
The RRF of 4-Chlorophenyl ethyl ether in SSTD0501M, run on 11/5/10, was outside ASP QC limits. ASP allows for up to four target analytes to be outside QC limits without further action.
The %D of 2,4-Dinitrotoluene and Fluoranthene were outside ASP QC limits in SSTD0503Y. ASP allows for up to four target analytes to be outside QC limits without further action.
The %D of 3,3-Dichlorobenzidine was outside ASP outer QC limits in SSTD0503Y and should be qualified as estimated in associated blanks, spikes and samples.

GC/MS PERFORMANCE CHECK
All criteria were met.

PESTICIDES

The following items/criteria were reviewed for this analytical suite:

- Data Completeness
- Narrative and Data Reporting Forms
- Chain of Custody and Traffic Reports
- Holding Times
- Surrogate Spike Recoveries
- Method Blank
- Field Duplicate Precision
- Laboratory Control Samples
- MS/MSD
- Compound Quantitation
- Initial Calibration
- Continuing Calibration

The items listed above were technically in compliance with the method and SOP criteria with the exceptions discussed in the text below. The data have been reviewed according to the procedures outlined above and qualified accordingly.

OVERALL EVALUATION OF DATA AND POTENTIAL USABILITY ISSUES
The data are acceptable for use.

Sulfur clean up was used for all samples, blanks and spikes.

Mitkem Laboratories reported the concentration of the target analytes from the column with the lower result.

DATA COMPLETENESS
All criteria were met.

NARRATIVE AND DATA REPORTING FORMS
All criteria were met except no MDL's were provided in the original package. Those pages are attached.

CHAIN OF CUSTODY AND TRAFFIC REPORTS
All criteria were met.

HOLDING TIMES
All holding times were met.

SURROGATE SPIKE RECOVERIES
All criteria for the surrogate recoveries were met.

METHOD BLANK
All the criteria were met.

FIELD DUPLICATE SAMPLE PRECISION
No field duplicate was acquired.

LABORATORY CONTROL SAMPLES
All criteria were met except the %Rec of Endosulfan I was outside ASP limits off both columns in LCS/LCSD-55058. Mitkem determined that Endosulfan I degraded in the spiking solution. No further action is required.
The %Rec of Endosulfan Sulfate was outside ASP QC limits, high off column A in LCS-55058. The %Rec of gamma-Chlordane was outside ASP QC limits, high off column B in LCS-55058. These target analytes would be biased high off these respective columns.

MS/MSD
No MS/MSD were performed.

COMPOUND QUANTITATION
All criteria were met.

INITIAL CALIBRATION
All criteria were met.

CONTINUING CALIBRATION
All criteria were met.

POLYCHLORINATED BIPHENYLS

The following items/criteria were reviewed for this analytical suite:

- Data Completeness
- Narrative and Data Reporting Forms
- Chain of Custody and Traffic Reports
- Holding Times
- Surrogate Spike Recoveries
- Method Blank
- Field Duplicate Precision
- Laboratory Control Samples
- MS/MSD
- Compound Quantitation
- Initial Calibration
- Continuing Calibration

The items listed above were technically in compliance with the method and SOP criteria with the exceptions discussed in the text below. The data have been reviewed according to the procedures outlined above and qualified accordingly.

OVERALL EVALUATION OF DATA AND POTENTIAL USABILITY ISSUES
The data are acceptable for use but are qualified below in Continuing Calibration.

Sulfur and acid clean up was used for all samples, blanks and spikes.

Mitkem Laboratories reported the concentration of the target analytes from the column with the lower result.

DATA COMPLETENESS
All criteria were met.

NARRATIVE AND DATA REPORTING FORMS
All criteria were met except no MDL's were provided in the original package. Those pages are attached.

CHAIN OF CUSTODY AND TRAFFIC REPORTS
All criteria were met.

HOLDING TIMES
All holding times for the samples were met.

SURROGATE SPIKE RECOVERIES
All criteria for the surrogate recoveries were met.

METHOD BLANK
All the criteria were met.

FIELD DUPLICATE SAMPLE PRECISION
No field duplicate was acquired.

LABORATORY CONTROL SAMPLES
All criteria were met.

MS/MSD
No MS/MSD were performed on this sample.

COMPOUND QUANTITATION
All criteria were met.

INITIAL CALIBRATION
All criteria were met.

CONTINUING CALIBRATION
All criteria were met except the %D of the Aroclor 1016 peaks 1-3, Aroclor 1260 peaks1-3 and TCMX were outside QC limits off column 2 in AR16603GK. Column 1 should be used to calculate results for these target analytes and surrogate.

METALS

The following items/criteria were reviewed for this analytical suite:

- Data Completeness
- Narrative and Data Reporting Forms
- Chain of Custody and Traffic Reports
- Holding Times
- Method Blank
- Laboratory Control Sample
- MS
- Duplicate
- Field Duplicate
- Serial Dilution
- Compound Quantitation
- Calibration

The items listed above were technically in compliance with the method and SOP criteria with the exceptions discussed in the text below. The data have been reviewed according to the procedures outlined above.

OVERALL EVALUATION OF DATA AND POTENTIAL USABILITY ISSUES

The data are acceptable for use but cannot be considered a complete ASP category B package since no spike and duplicate were analyzed.

Medium level analysis was used on the sample and spikes.

DATA COMPLETENESS

All criteria were met.

NARATIVE AND DATA REPORTING FORMS

All criteria were met.

CHAIN OF CUSTODY AND TRAFFIC REPORTS

All criteria were met.

HOLDING TIMES

All holding times were met.

METHOD BLANK
All criteria were met except Fe and Ag were detected in MB-55123. The concentration of Fe was > 10x blank concentration, so no further action is required. Ag was not detected in the sample, so no further action is required.

LABORATORY CONTROL SAMPLE
All criteria were met.

MS/MSD
No MS/MSD were performed.

DUPLICATE
No duplicate was performed.

FIELD DUPLICATE
No field duplicate was acquired.

SERIAL DILUTION
All criteria were met.

COMPOUND QUANITATION
All criteria were met.

CALIBRATION
All criteria were met.

MERCURY

The following items/criteria were reviewed for this analytical suite:

- Data Completeness
- Narrative and Data Reporting Forms
- Chain of Custody and Traffic Reports
- Holding Times
- Method Blank
- Laboratory Control Samples
- MS/MSD
- Duplicate
- Field Duplicate
- Compound Quantitation

- Calibration

The items listed above were technically in compliance with the method and SOP criteria with any exceptions discussed in the text below. The data have been reviewed according to the procedures outlined above.

OVERALL EVALUATION OF DATA AND POTENTIAL USABILITY ISSUES
The data are acceptable for use but cannot be considered a complete ASP category B package since no spike and duplicate were analyzed.

DATA COMPLETENESS
All criteria were met.

NARRATIVE AND DATA REPORTING FORMS
All criteria were met.

CHAIN OF CUSTODY
All criteria were met.

HOLDING TIMES
All holding times were met.

METHOD BLANK
All criteria were met.

LABORATORY CONTROL SAMPLES
All criteria were met.

MS/MSD
No MS/MSD were performed.

DUPLICATE
No duplicate was performed.

FIELD DUPLICATE
No field duplicate was acquired.

COMPOUND QUANTITATION
All criteria were met.

CALIBRATION

All criteria were met.

GENERAL CHEMISTY

The following items/criteria were reviewed for this analytical suite:

- Percent Moisture

The item listed above was technically in compliance with the method and SOP criteria with any exceptions discussed in the text below. The data have been reviewed according to the procedures outlined above.

PERCENT MOISTURE

All criteria were met. Forms 1's were not submitted, but %moisture was recorded on the Form 1's submitted for VOC analysis.

1A - FORM I VOA-1

VOLATILE ORGANICS ANALYSIS DATA SHEET

CLIENT SAMPLE NO.

690-BW-5-0

Lab Name: MITKEM LABORATORIES Contract:

Lab Code: MITKEM Case No.: J2146 Mod. Ref No.: SDG No.: SJ2146

Matrix: (SOIL/SED/WATER) WATER Lab Sample ID: J2146-01A

Sample wt/vol: 5.00 (g/mL) ML Lab File ID: V2L9192.D

Level: (TRACE/LOW/MED) LOW Date Received: 10/26/2010

% Moisture: not dec. Date Analyzed: 11/01/2010

GC Column: DB-624 ID: 0.25 (mm) Dilution Factor: 1.0

Soil Extract Volume: (uL) Soil Aliquot Volume: (uL)

Purge Volume: 5.0 (mL)

CAS NO.	COMPOUND	CONCENTRATION UNITS: (ug/L or ug/Kg) µG/L	Q
74-87-3	Chloromethane	5.0	U
75-01-4	Vinyl chloride	670	E
74-83-9	Bromomethane	5.0	U
75-00-3	Chloroethane	5.0	U
75-69-4	Trichlorofluoromethane	5.0	U
75-35-4	1,1-Dichloroethene	45	
67-64-1	Acetone	19	
75-15-0	Carbon disulfide	26	
75-09-2	Methylene chloride	5.0	U
156-60-5	trans-1,2-Dichloroethene	72	
1634-04-4	Methyl tert-butyl ether	5.0	U
75-34-3	1,1-Dichloroethane	2.8	J
108-05-4	Vinyl acetate	5.0	U
78-93-3	2-Butanone	5.0	U
156-59-2	cis-1,2-Dichloroethene	6400	E
67-66-3	Chloroform	5.0	U
71-55-6	1,1,1-Trichloroethane	5.0	U
56-23-5	Carbon tetrachloride	5.0	U
107-06-2	1,2-Dichloroethane	5.0	U
71-43-2	Benzene	24	J
79-01-6	Trichloroethene	20000	E
78-87-5	1,2-Dichloropropane	5.0	U
75-27-4	Bromodichloromethane	5.0	U
10061-01-5	cis-1,3-Dichloropropene	5.0	U
108-10-1	4-Methyl-2-pentanone	5.0	U
108-88-3	Toluene	56	
10061-02-6	trans-1,3-Dichloropropene	5.0	U
79-00-5	1,1,2-Trichloroethane	5.0	U
127-18-4	Tetrachloroethene	25	
591-78-6	2-Hexanone	5.0	U
124-48-1	Dibromochloromethane	5.0	U
108-90-7	Chlorobenzene	5.0	U
100-41-4	Ethylbenzene	14	
1330-20-7	m,p-Xylene	22	
95-47-6	o-Xylene	8.9	

1B - FORM I VOA-2

VOLATILE ORGANICS ANALYSIS DATA SHEET

CLIENT SAMPLE NO.

690-BW-5-0

Lab Name: MITKEM LABORATORIES Contract:

Lab Code: MITKEM Case No.: J2146 Mod. Ref No.: SDG No.: SJ2146

Matrix: (SOIL/SED/WATER) WATER Lab Sample ID: J2146-01A

Sample wt/vol: 5.00 (g/mL) ML Lab File ID: V2L9192.D

Level: (TRACE/LOW/MED) LOW Date Received: 10/26/2010

% Moisture: not dec. Date Analyzed: 11/01/2010

GC Column: DB-624 ID: 0.25 (mm) Dilution Factor: 1.0

Soil Extract Volume: (uL) Soil Aliquot Volume: (uL)

Purge Volume: 5.0 (mL)

CAS NO.	COMPOUND	CONCENTRATION UNITS: (ug/L or ug/Kg) µG/L	Q
1330-20-7	Xylene (Total)	31	
100-42-5	Styrene	5.0	U
75-25-2	Bromoform	5.0	U
98-82-8	Isopropylbenzene	5.0	U
79-34-5	1,1,2,2-Tetrachloroethane	5.0	U
103-65-1	n-Propylbenzene	5.0	U
108-67-8	1,3,5-Trimethylbenzene	1.2	J
98-06-6	tert-Butylbenzene	5.0	U
95-63-6	1,2,4-Trimethylbenzene	2.3	J
135-98-8	sec-Butylbenzene	5.0	U
99-87-6	4-Isopropyltoluene	5.0	U
541-73-1	1,3-Dichlorobenzene	5.0	U
106-46-7	1,4-Dichlorobenzene	5.0	U
104-51-8	n-Butylbenzene	5.0	U
95-50-1	1,2-Dichlorobenzene	5.0	U
91-20-3	Naphthalene	5.0	U
110-75-8	2-Chloroethyl vinyl ether	5.0	U

1J - FORM I VOA-TIC

VOLATILE ORGANICS ANALYSIS DATA SHEET

TENTATIVELY IDENTIFIED COMPOUNDS

CLIENT SAMPLE NO.

690-BW-5-0

Lab Name: MITKEM LABORATORIES Contract:

Lab Code: MITKEM Case No.: J2146 Mod. Ref No.: SDG No.: SJ2146

Matrix: (SOIL/SED/WATER) WATER Lab Sample ID: J2146-01A

Sample wt/vol: 5.00 (g/mL) ML Lab File ID: V2L9192.D

Level: (TRACE or LOW/MED) LOW Date Received: 10/26/2010

% Moisture: not dec. Date Analyzed: 11/01/2010

GC Column: DB-624 ID: 0.25 (mm) Dilution Factor: 1.0

Soil Extract Volume: (uL) Soil Aliquot Volume: (uL)

CONCENTRATION UNITS: (ug/L or ug/Kg) µG/L Purge Volume: 5.0 (mL)

CAS NUMBER	COMPOUND NAME	RT	EST. CONC.	Q
E96679€ [1]	Total Alkanes	N/A		

[1] EPA-designated Registry Number.

1A - FORM I VOA-1

VOLATILE ORGANICS ANALYSIS DATA SHEET

CLIENT SAMPLE NO.

690-BW-5-0DL

Lab Name: MITKEM LABORATORIES Contract:

Lab Code: MITKEM Case No.: J2146 Mod. Ref No.: SDG No.: SJ2146

Matrix: (SOIL/SED/WATER) WATER Lab Sample ID: J2146-01ADL

Sample wt/vol: 5.00 (g/mL) ML Lab File ID: V2L9219.D

Level: (TRACE/LOW/MED) LOW Date Received: 10/26/2010

% Moisture: not dec. Date Analyzed: 11/02/2010

GC Column: DB-624 ID: 0.25 (mm) Dilution Factor: 1000.0

Soil Extract Volume: (uL) Soil Aliquot Volume: (uL)

Purge Volume: 5.0 (mL)

CAS NO.	COMPOUND	CONCENTRATION UNITS: (ug/L or ug/Kg) µG/L	Q
74-87-3	Chloromethane	5000	U
75-01-4	Vinyl chloride	5000	U
74-83-9	Bromomethane	5000	U
75-00-3	Chloroethane	5000	U
75-69-4	Trichlorofluoromethane	5000	U
75-35-4	1,1-Dichloroethene	5000	U
67-64-1	Acetone	5000	U
75-15-0	Carbon disulfide	5000	U
75-09-2	Methylene chloride	5000	U
156-60-5	trans-1,2-Dichloroethene	5000	U
1634-04-4	Methyl tert-butyl ether	5000	U
75-34-3	1,1-Dichloroethane	5000	U
108-05-4	Vinyl acetate	5000	U
78-93-3	2-Butanone	5000	U
156-59-2	cis-1,2-Dichloroethene	5900	D
67-66-3	Chloroform	5000	U
71-55-6	1,1,1-Trichloroethane	5000	U
56-23-5	Carbon tetrachloride	5000	U
107-06-2	1,2-Dichloroethane	5000	U
71-43-2	Benzene	5000	U
79-01-6	Trichloroethene	120000	D
78-87-5	1,2-Dichloropropane	5000	U
75-27-4	Bromodichloromethane	5000	U
10061-01-5	cis-1,3-Dichloropropene	5000	U
108-10-1	4-Methyl-2-pentanone	5000	U
108-88-3	Toluene	5000	U
10061-02-6	trans-1,3-Dichloropropene	5000	U
79-00-5	1,1,2-Trichloroethane	5000	U
127-18-4	Tetrachloroethene	5000	U
591-78-6	2-Hexanone	5000	U
124-48-1	Dibromochloromethane	5000	U
108-90-7	Chlorobenzene	5000	U
100-41-4	Ethylbenzene	5000	U
1330-20-7	m,p-Xylene	5000	U
95-47-6	o-Xylene	5000	U

1B - FORM I VOA-2

VOLATILE ORGANICS ANALYSIS DATA SHEET

CLIENT SAMPLE NO.

690-BW-5-0DL

Lab Name: MITKEM LABORATORIES Contract:

Lab Code: MITKEM Case No.: J2146 Mod. Ref No.: SDG No.: SJ2146

Matrix: (SOIL/SED/WATER) WATER Lab Sample ID: J2146-01ADL

Sample wt/vol: 5.00 (g/mL) ML Lab File ID: V2L9219.D

Level: (TRACE/LOW/MED) LOW Date Received: 10/26/2010

% Moisture: not dec. Date Analyzed: 11/02/2010

GC Column: DB-624 ID: 0.25 (mm) Dilution Factor: 1000.0

Soil Extract Volume: (uL) Soil Aliquot Volume: (uL)

Purge Volume: 5.0 (mL)

CAS NO.	COMPOUND	CONCENTRATION UNITS: (ug/L or ug/Kg) µG/L	Q
1330-20-7	Xylene (Total)	5000	U
100-42-5	Styrene	5000	U
75-25-2	Bromoform	5000	U
98-82-8	Isopropylbenzene	5000	U
79-34-5	1,1,2,2-Tetrachloroethane	5000	U
103-65-1	n-Propylbenzene	5000	U
108-67-8	1,3,5-Trimethylbenzene	5000	U
98-06-6	tert-Butylbenzene	5000	U
95-63-6	1,2,4-Trimethylbenzene	5000	U
135-98-8	sec-Butylbenzene	5000	U
99-87-6	4-Isopropyltoluene	5000	U
541-73-1	1,3-Dichlorobenzene	5000	U
106-46-7	1,4-Dichlorobenzene	5000	U
104-51-8	n-Butylbenzene	5000	U
95-50-1	1,2-Dichlorobenzene	5000	U
91-20-3	Naphthalene	5000	U
110-75-8	2-Chloroethyl vinyl ether	5000	U

1J - FORM I VOA-TIC

VOLATILE ORGANICS ANALYSIS DATA SHEET

TENTATIVELY IDENTIFIED COMPOUNDS

CLIENT SAMPLE NO.

690-BW-5-0DL

Lab Name: MITKEM LABORATORIES Contract:

Lab Code: MITKEM Case No.: J2146 Mod. Ref No.: SDG No.: SJ2146

Matrix: (SOIL/SED/WATER) WATER Lab Sample ID: J2146-01ADL

Sample wt/vol: 5.00 (g/mL) ML Lab File ID: V2L9219.D

Level: (TRACE or LOW/MED) LOW Date Received: 10/26/2010

% Moisture: not dec. Date Analyzed: 11/02/2010

GC Column: DB-624 ID: 0.25 (mm) Dilution Factor: 1000.0

Soil Extract Volume: (uL) Soil Aliquot Volume: (uL)

CONCENTRATION UNITS: (ug/L or ug/Kg) µG/L Purge Volume: 5.0 (mL)

CAS NUMBER	COMPOUND NAME	RT	EST. CONC.	Q
E966796[1]	Total Alkanes	N/A		

[1]EPA-designated Registry Number.

1A - FORM I VOA-1

VOLATILE ORGANICS ANALYSIS DATA SHEET

CLIENT SAMPLE NO.

690-BW-6
(0.6'-4.0')

Lab Name: MITKEM LABORATORIES Contract:

Lab Code: MITKEM Case No.: J2146 Mod. Ref No.: SDG No.: SJ2146

Matrix: (SOIL/SED/WATER) SOIL Lab Sample ID: J2146-02A

Sample wt/vol: 5.00 (g/mL) G Lab File ID: V6H7149.D

Level: (TRACE/LOW/MED) LOW Date Received: 10/26/2010

% Moisture: not dec. 12 Date Analyzed: 10/28/2010

GC Column: DB-624 ID: 0.25 (mm) Dilution Factor: 1.0

Soil Extract Volume: (uL) Soil Aliquot Volume: (uL)

Purge Volume: 10.0 (mL)

CAS NO.	COMPOUND	CONCENTRATION UNITS: (ug/L or ug/Kg) µG/KG	Q
74-87-3	Chloromethane	5.7	U
75-01-4	Vinyl chloride	5.7	U
74-83-9	Bromomethane	5.7	U
75-00-3	Chloroethane	5.7	U
75-69-4	Trichlorofluoromethane	5.7	U
75-35-4	1,1-Dichloroethene	5.7	U
67-64-1	Acetone	5.7	U
75-15-0	Carbon disulfide	5.7	U
75-09-2	Methylene chloride	5.7	U
156-60-5	trans-1,2-Dichloroethene	5.7	U
1634-04-4	Methyl tert-butyl ether	5.7	U
75-34-3	1,1-Dichloroethane	5.7	U
108-05-4	Vinyl acetate	5.7	U
78-93-3	2-Butanone	5.7	U
156-59-2	cis-1,2-Dichloroethene	5.7	U
67-66-3	Chloroform	5.7	U
71-55-6	1,1,1-Trichloroethane	5.7	U
56-23-5	Carbon tetrachloride	5.7	U
107-06-2	1,2-Dichloroethane	5.7	U
71-43-2	Benzene	5.7	U
79-01-6	Trichloroethene	6.4	
78-87-5	1,2-Dichloropropane	5.7	U
75-27-4	Bromodichloromethane	5.7	U
10061-01-5	cis-1,3-Dichloropropene	5.7	U
108-10-1	4-Methyl-2-pentanone	5.7	U
108-88-3	Toluene	5.7	U
10061-02-6	trans-1,3-Dichloropropene	5.7	U
79-00-5	1,1,2-Trichloroethane	5.7	U
127-18-4	Tetrachloroethene	5.7	U
591-78-6	2-Hexanone	5.7	U
124-48-1	Dibromochloromethane	5.7	U
108-90-7	Chlorobenzene	5.7	U
100-41-4	Ethylbenzene	5.7	U
1330-20-7	m,p-Xylene	5.7	U
95-47-6	o-Xylene	5.7	U

1B - FORM I VOA-2

VOLATILE ORGANICS ANALYSIS DATA SHEET

CLIENT SAMPLE NO.

690-BW-6
(0.6'-4.0')

Lab Name: MITKEM LABORATORIES Contract:

Lab Code: MITKEM Case No.: J2146 Mod. Ref No.: SDG No.: SJ2146

Matrix: (SOIL/SED/WATER) SOIL Lab Sample ID: J2146-02A

Sample wt/vol: 5.00 (g/mL) G Lab File ID: V6H7149.D

Level: (TRACE/LOW/MED) LOW Date Received: 10/26/2010

% Moisture: not dec. 12 Date Analyzed: 10/28/2010

GC Column: DB-624 ID: 0.25 (mm) Dilution Factor: 1.0

Soil Extract Volume: (uL) Soil Aliquot Volume: (uL)

Purge Volume: 10.0 (mL)

CAS NO.	COMPOUND	CONCENTRATION UNITS: (ug/L or ug/Kg) µG/KG	Q
1330-20-7	Xylene (Total)	5.7	U
100-42-5	Styrene	5.7	U
75-25-2	Bromoform	5.7	U
98-82-8	Isopropylbenzene	5.7	U
79-34-5	1,1,2,2-Tetrachloroethane	5.7	U
103-65-1	n-Propylbenzene	5.7	U
108-67-8	1,3,5-Trimethylbenzene	5.7	U
98-06-6	tert-Butylbenzene	5.7	U
95-63-6	1,2,4-Trimethylbenzene	5.7	U
135-98-8	sec-Butylbenzene	5.7	U
99-87-6	4-Isopropyltoluene	5.7	U
541-73-1	1,3-Dichlorobenzene	5.7	U
106-46-7	1,4-Dichlorobenzene	5.7	U
104-51-8	n-Butylbenzene	5.7	U
95-50-1	1,2-Dichlorobenzene	5.7	U
91-20-3	Naphthalene	5.7	U
110-75-8	2-Chloroethyl vinyl ether	5.7	U

1J - FORM I VOA-TIC

VOLATILE ORGANICS ANALYSIS DATA SHEET

TENTATIVELY IDENTIFIED COMPOUNDS

CLIENT SAMPLE NO.

690-BW-6
(0.6'-4.0')

Lab Name: MITKEM LABORATORIES Contract:

Lab Code: MITKEM Case No.: J2146 Mod. Ref No.: SDG No.: SJ2146

Matrix: (SOIL/SED/WATER) SOIL Lab Sample ID: J2146-02A

Sample wt/vol: 5.00 (g/mL) G Lab File ID: V6H7149.D

Level: (TRACE or LOW/MED) LOW Date Received: 10/26/2010

% Moisture: not dec. 12 Date Analyzed: 10/28/2010

GC Column: DB-624 ID: 0.25 (mm) Dilution Factor: 1.0

Soil Extract Volume: (uL) Soil Aliquot Volume: (uL)

CONCENTRATION UNITS: (ug/L or ug/Kg) µG/KG Purge Volume: 10.0 (mL)

CAS NUMBER	COMPOUND NAME	RT	EST. CONC.	Q
E96679[illegible] [1]	Total Alkanes	N/A		

[1] EPA-designated Registry Number.

1A - FORM I VOA-1

VOLATILE ORGANICS ANALYSIS DATA SHEET

CLIENT SAMPLE NO.

690-BW-7
(8.0-8.3)

Lab Name: MITKEM LABORATORIES Contract:

Lab Code: MITKEM Case No.: J2146 Mod. Ref No.: SDG No.: SJ2146

Matrix: (SOIL/SED/WATER) SOIL Lab Sample ID: J2146-03A

Sample wt/vol: 5.20 (g/mL) G Lab File ID: V6H7150.D

Level: (TRACE/LOW/MED) LOW Date Received: 10/26/2010

% Moisture: not dec. 15 Date Analyzed: 10/28/2010

GC Column: DB-624 ID: 0.25 (mm) Dilution Factor: 1.0

Soil Extract Volume: (uL) Soil Aliquot Volume: (uL)

Purge Volume: 10.0 (mL)

CAS NO.	COMPOUND	CONCENTRATION UNITS: (ug/L or ug/Kg) µG/KG	Q
74-87-3	Chloromethane	5.7	U
75-01-4	Vinyl chloride	5.7	U
74-83-9	Bromomethane	5.7	U
75-00-3	Chloroethane	5.7	U
75-69-4	Trichlorofluoromethane	5.7	U
75-35-4	1,1-Dichloroethene	5.7	U
67-64-1	Acetone	5.7	U
75-15-0	Carbon disulfide	5.7	U
75-09-2	Methylene chloride	5.7	U
156-60-5	trans-1,2-Dichloroethene	5.7	U
1634-04-4	Methyl tert-butyl ether	5.7	U
75-34-3	1,1-Dichloroethane	5.7	U
108-05-4	Vinyl acetate	5.7	U
78-93-3	2-Butanone	5.7	U
156-59-2	cis-1,2-Dichloroethene	5.7	U
67-66-3	Chloroform	5.7	U
71-55-6	1,1,1-Trichloroethane	5.7	U
56-23-5	Carbon tetrachloride	5.7	U
107-06-2	1,2-Dichloroethane	5.7	U
71-43-2	Benzene	5.7	U
79-01-6	Trichloroethene	0.99	J
78-87-5	1,2-Dichloropropane	5.7	U
75-27-4	Bromodichloromethane	5.7	U
10061-01-5	cis-1,3-Dichloropropene	5.7	U
108-10-1	4-Methyl-2-pentanone	5.7	U
108-88-3	Toluene	5.7	U
10061-02-6	trans-1,3-Dichloropropene	5.7	U
79-00-5	1,1,2-Trichloroethane	5.7	U
127-18-4	Tetrachloroethene	5.7	U
591-78-6	2-Hexanone	5.7	U
124-48-1	Dibromochloromethane	5.7	U
108-90-7	Chlorobenzene	5.7	U
100-41-4	Ethylbenzene	5.7	U
1330-20-7	m,p-Xylene	5.7	U
95-47-6	o-Xylene	5.7	U

1B - FORM I VOA-2

VOLATILE ORGANICS ANALYSIS DATA SHEET

CLIENT SAMPLE NO.

690-BW-7
(8.0-8.3)

Lab Name: MITKEM LABORATORIES Contract:

Lab Code: MITKEM Case No.: J2146 Mod. Ref No.: SDG No.: SJ2146

Matrix: (SOIL/SED/WATER) SOIL Lab Sample ID: J2146-03A

Sample wt/vol: 5.20 (g/mL) G Lab File ID: V6H7150.D

Level: (TRACE/LOW/MED) LOW Date Received: 10/26/2010

% Moisture: not dec. 15 Date Analyzed: 10/28/2010

GC Column: DB-624 ID: 0.25 (mm) Dilution Factor: 1.0

Soil Extract Volume: (uL) Soil Aliquot Volume: (uL)

Purge Volume: 10.0 (mL)

CAS NO.	COMPOUND	CONCENTRATION UNITS: (ug/L or ug/Kg) µG/KG	Q
1330-20-7	Xylene (Total)	5.7	U
100-42-5	Styrene	5.7	U
75-25-2	Bromoform	5.7	U
98-82-8	Isopropylbenzene	5.7	U
79-34-5	1,1,2,2-Tetrachloroethane	5.7	U
103-65-1	n-Propylbenzene	5.7	U
108-67-8	1,3,5-Trimethylbenzene	5.7	U
98-06-6	tert-Butylbenzene	5.7	U
95-63-6	1,2,4-Trimethylbenzene	5.7	U
135-98-8	sec-Butylbenzene	5.7	U
99-87-6	4-Isopropyltoluene	5.7	U
541-73-1	1,3-Dichlorobenzene	5.7	U
106-46-7	1,4-Dichlorobenzene	5.7	U
104-51-8	n-Butylbenzene	5.7	U
95-50-1	1,2-Dichlorobenzene	5.7	U
91-20-3	Naphthalene	5.7	U
110-75-8	2-Chloroethyl vinyl ether	5.7	U

1J - FORM I VOA-TIC

VOLATILE ORGANICS ANALYSIS DATA SHEET

TENTATIVELY IDENTIFIED COMPOUNDS

CLIENT SAMPLE NO.

690-BW-7
(8.0-8.3)

Lab Name: MITKEM LABORATORIES Contract:

Lab Code: MITKEM Case No.: J2146 Mod. Ref No.: SDG No.: SJ2146

Matrix: (SOIL/SED/WATER) SOIL Lab Sample ID: J2146-03A

Sample wt/vol: 5.20 (g/mL) G Lab File ID: V6H7150.D

Level: (TRACE or LOW/MED) LOW Date Received: 10/26/2010

% Moisture: not dec. 15 Date Analyzed: 10/28/2010

GC Column: DB-624 ID: 0.25 (mm) Dilution Factor: 1.0

Soil Extract Volume: (uL) Soil Aliquot Volume: (uL)

CONCENTRATION UNITS: (ug/L or ug/Kg) µG/KG Purge Volume: 10.0 (mL)

CAS NUMBER	COMPOUND NAME	RT	EST. CONC.	Q
E966796[1]	Total Alkanes	N/A		

[1]EPA-designated Registry Number.

1A - FORM I VOA-1

VOLATILE ORGANICS ANALYSIS DATA SHEET

CLIENT SAMPLE NO.

690-BW-5
(2.0-4.0)

Lab Name: MITKEM LABORATORIES Contract:

Lab Code: MITKEM Case No.: J2146 Mod. Ref No.: SDG No.: SJ2146

Matrix: (SOIL/SED/WATER) SOIL Lab Sample ID: J2146-04A

Sample wt/vol: 5.00 (g/mL) G Lab File ID: V6H7151.D

Level: (TRACE/LOW/MED) LOW Date Received: 10/26/2010

% Moisture: not dec. 15 Date Analyzed: 10/28/2010

GC Column: DB-624 ID: 0.25 (mm) Dilution Factor: 1.0

Soil Extract Volume: (uL) Soil Aliquot Volume: (uL)

Purge Volume: 10.0 (mL)

CAS NO.	COMPOUND	CONCENTRATION UNITS: (ug/L or ug/Kg) µG/KG	Q
74-87-3	Chloromethane	5.9	U
75-01-4	Vinyl chloride	240	E
74-83-9	Bromomethane	5.9	U
75-00-3	Chloroethane	5.9	U
75-69-4	Trichlorofluoromethane	5.9	U
75-35-4	1,1-Dichloroethene	13	
67-64-1	Acetone	5.9	U
75-15-0	Carbon disulfide	7.4	
75-09-2	Methylene chloride	5.9	U
156-60-5	trans-1,2-Dichloroethene	28	
1634-04-4	Methyl tert-butyl ether	5.9	U
75-34-3	1,1-Dichloroethane	5.9	U
108-05-4	Vinyl acetate	5.9	U
78-93-3	2-Butanone	5.9	U
156-59-2	cis-1,2-Dichloroethene	11000	E
67-66-3	Chloroform	5.9	U
71-55-6	1,1,1-Trichloroethane	5.9	U
56-23-5	Carbon tetrachloride	5.9	U
107-06-2	1,2-Dichloroethane	5.9	U
71-43-2	Benzene	0.83	J
79-01-6	Trichloroethene	9000	E
78-87-5	1,2-Dichloropropane	5.9	U
75-27-4	Bromodichloromethane	5.9	U
10061-01-5	cis-1,3-Dichloropropene	5.9	U
108-10-1	4-Methyl-2-pentanone	5.9	U
108-88-3	Toluene	14	
10061-02-6	trans-1,3-Dichloropropene	5.9	U
79-00-5	1,1,2-Trichloroethane	5.9	U
127-18-4	Tetrachloroethene	50	
591-78-6	2-Hexanone	5.9	U
124-48-1	Dibromochloromethane	5.9	U
108-90-7	Chlorobenzene	5.9	U
100-41-4	Ethylbenzene	14	
1330-20-7	m,p-Xylene	28	
95-47-6	o-Xylene	24	

1B - FORM I VOA-2

VOLATILE ORGANICS ANALYSIS DATA SHEET

CLIENT SAMPLE NO.

690-BW-5
(2.0-4.0)

Lab Name: MITKEM LABORATORIES Contract:

Lab Code: MITKEM Case No.: J2146 Mod. Ref No.: SDG No.: SJ2146

Matrix: (SOIL/SED/WATER) SOIL Lab Sample ID: J2146-04A

Sample wt/vol: 5.00 (g/mL) G Lab File ID: V6H7151.D

Level: (TRACE/LOW/MED) LOW Date Received: 10/26/2010

% Moisture: not dec. 15 Date Analyzed: 10/28/2010

GC Column: DB-624 ID: 0.25 (mm) Dilution Factor: 1.0

Soil Extract Volume: (uL) Soil Aliquot Volume: (uL)

Purge Volume: 10.0 (mL)

CAS NO.	COMPOUND	CONCENTRATION UNITS: (ug/L or ug/Kg) µG/KG	Q
1330-20-7	Xylene (Total)	52	
100-42-5	Styrene	5.9	U
75-25-2	Bromoform	5.9	U
98-82-8	Isopropylbenzene	2.4	J
79-34-5	1,1,2,2-Tetrachloroethane	5.9	U
103-65-1	n-Propylbenzene	5.9	U
108-67-8	1,3,5-Trimethylbenzene	4.7	J
98-06-6	tert-Butylbenzene	5.9	U
95-63-6	1,2,4-Trimethylbenzene	2.0	J
135-98-8	sec-Butylbenzene	5.9	U
99-87-6	4-Isopropyltoluene	5.9	U
541-73-1	1,3-Dichlorobenzene	5.9	U
106-46-7	1,4-Dichlorobenzene	5.9	U
104-51-8	n-Butylbenzene	5.9	U
95-50-1	1,2-Dichlorobenzene	5.9	U
91-20-3	Naphthalene	3.2	J
110-75-8	2-Chloroethyl vinyl ether	5.9	U

1J - FORM I VOA-TIC

VOLATILE ORGANICS ANALYSIS DATA SHEET

TENTATIVELY IDENTIFIED COMPOUNDS

EPA SAMPLE NO.

690-BW-5
(2.0-4.0)

Lab Name: MITKEM LABORATORIES Contract:

Lab Code: MITKEM Case No.: J2146 Mod. Ref No.: SDG No.: SJ2146

Matrix: (SOIL/SED/WATER) SOIL Lab Sample ID: J2146-04A

Sample wt/vol: 5.00 (g/mL) G Lab File ID: V6H7151.D

Level: (TRACE or LOW/MED) LOW Date Received: 10/26/2010

% Moisture: not dec. 15 Date Analyzed: 10/28/2010

GC Column: DB-624 ID: 0.25 (mm) Dilution Factor: 1.0

Soil Extract Volume: (uL) Soil Aliquot Volume: (uL)

CONCENTRATION UNITS: (ug/L or ug/Kg) µG/KG Purge Volume: 10.0 (mL)

	CAS NUMBER	COMPOUND NAME	RT	EST. CONC.	Q
01		Unknown-01	7.196	24	J
02		Unknown-02	8.370	6.5	J
03		Unknown-03	8.644	7.1	J
04		Unknown-04	9.642	8.0	J
05		Unknown-05	9.976	9.8	J
06		Unknown-06	11.041	7.3	J
07		Unknown-07	11.430	9.0	J
08	620-14-4	Benzene, 1-ethyl-3-methyl-	12.215	14	NJ
	E966796[1]	Total Alkanes	N/A		

[1]EPA-designated Registry Number.

1B - FORM I VOA-2

VOLATILE ORGANICS ANALYSIS DATA SHEET

CLIENT SAMPLE NO.
690-BW-5
(2.0-4.0)ME

Lab Name: MITKEM LABORATORIES Contract:

Lab Code: MITKEM Case No.: J2146 Mod. Ref No.: SDG No.: SJ2146

Matrix: (SOIL/SED/WATER) SOIL Lab Sample ID: J2146-04A

Sample wt/vol: 5.20 (g/mL) G Lab File ID: V2L9191.D

Level: (TRACE/LOW/MED) MED Date Received: 10/26/2010

% Moisture: not dec. 15 Date Analyzed: 11/01/2010

GC Column: DB-624 ID: 0.25 (mm) Dilution Factor: 5.0

Soil Extract Volume: 5000 (uL) Soil Aliquot Volume: 100.00 (uL)

Purge Volume: 5.0 (mL)

CAS NO.	COMPOUND	CONCENTRATION UNITS: (ug/L or ug/Kg) µG/KG	Q
74-87-3	Chloromethane	1600	U
75-01-4	Vinyl chloride	1600	U
74-83-9	Bromomethane	1600	U
75-00-3	Chloroethane	1600	U
75-69-4	Trichlorofluoromethane	1600	U
75-35-4	1,1-Dichloroethene	1600	U
67-64-1	Acetone	1600	U
75-15-0	Carbon disulfide	1600	U
75-09-2	Methylene chloride	1600	U
156-60-5	trans-1,2-Dichloroethene	1600	U
1634-04-4	Methyl tert-butyl ether	1600	U
75-34-3	1,1-Dichloroethane	1600	U
108-05-4	Vinyl acetate	1600	U
78-93-3	2-Butanone	1600	U
156-59-2	cis-1,2-Dichloroethene	32000	
67-66-3	Chloroform	1600	U
71-55-6	1,1,1-Trichloroethane	1600	U
56-23-5	Carbon tetrachloride	1600	U
107-06-2	1,2-Dichloroethane	1600	U
71-43-2	Benzene	1600	U
79-01-6	Trichloroethene	47000	
78-87-5	1,2-Dichloropropane	1600	U
75-27-4	Bromodichloromethane	1600	U
10061-01-5	cis-1,3-Dichloropropene	1600	U
108-10-1	4-Methyl-2-pentanone	1600	U
108-88-3	Toluene	1600	U
10061-02-6	trans-1,3-Dichloropropene	1600	U
79-00-5	1,1,2-Trichloroethane	1600	U
127-18-4	Tetrachloroethene	1600	U
591-78-6	2-Hexanone	1600	U
124-48-1	Dibromochloromethane	1600	U
108-90-7	Chlorobenzene	1600	U
100-41-4	Ethylbenzene	1600	U
1330-20-7	m,p-Xylene	1600	U
95-47-6	o-Xylene	1600	U

1B - FORM I VOA-2

VOLATILE ORGANICS ANALYSIS DATA SHEET

CLIENT SAMPLE NO.

690-BW-5
(2.0-4.0)ME

Lab Name: MITKEM LABORATORIES Contract:

Lab Code: MITKEM Case No.: J2146 Mod. Ref No.: SDG No.: SJ2146

Matrix: (SOIL/SED/WATER) SOIL Lab Sample ID: J2146-04A

Sample wt/vol: 5.20 (g/mL) G Lab File ID: V2L9191.D

Level: (TRACE/LOW/MED) MED Date Received: 10/26/2010

% Moisture: not dec. 15 Date Analyzed: 11/01/2010

GC Column: DB-624 ID: 0.25 (mm) Dilution Factor: 5.0

Soil Extract Volume: 5000 (uL) Soil Aliquot Volume: 100.00 (uL)

Purge Volume: 5.0 (mL)

CAS NO.	COMPOUND	CONCENTRATION UNITS: (ug/L or ug/Kg) µG/KG	Q
1330-20-7	Xylene (Total)	1600	U
100-42-5	Styrene	1600	U
75-25-2	Bromoform	1600	U
98-82-8	Isopropylbenzene	1600	U
79-34-5	1,1,2,2-Tetrachloroethane	1600	U
103-65-1	n-Propylbenzene	1600	U
108-67-8	1,3,5-Trimethylbenzene	1600	U
98-06-6	tert-Butylbenzene	1600	U
95-63-6	1,2,4-Trimethylbenzene	1600	U
135-98-8	sec-Butylbenzene	1600	U
99-87-6	4-Isopropyltoluene	1600	U
541-73-1	1,3-Dichlorobenzene	1600	U
106-46-7	1,4-Dichlorobenzene	1600	U
104-51-8	n-Butylbenzene	1600	U
95-50-1	1,2-Dichlorobenzene	1600	U
91-20-3	Naphthalene	1600	U
110-75-8	2-Chloroethyl vinyl ether	1600	U

1J - FORM I VOA-TIC

VOLATILE ORGANICS ANALYSIS DATA SHEET

TENTATIVELY IDENTIFIED COMPOUNDS

CLIENT SAMPLE NO.

690-BW-5
(2.0-4.0)ME

Lab Name: MITKEM LABORATORIES Contract:

Lab Code: MITKEM Case No.: J2146 Mod. Ref No.: SDG No.: SJ2146

Matrix: (SOIL/SED/WATER) SOIL Lab Sample ID: J2146-04A

Sample wt/vol: 5.20 (g/mL) G Lab File ID: V2L9191.D

Level: (TRACE or LOW/MED) MED Date Received: 10/26/2010

% Moisture: not dec. 15 Date Analyzed: 11/01/2010

GC Column: DB-624 ID: 0.25 (mm) Dilution Factor: 5.0

Soil Extract Volume: 5000 (uL) Soil Aliquot Volume: 100.00 (uL)

CONCENTRATION UNITS: (ug/L or ug/Kg) µG/KG Purge Volume: 5.0 (mL)

	CAS NUMBER	COMPOUND NAME	RT	EST. CONC.	Q
01		Unknown-01	10.785	2900	J
	E966796[1]	Total Alkanes	N/A		

[1]EPA-designated Registry Number.

1A - FORM I VOA-1

VOLATILE ORGANICS ANALYSIS DATA SHEET

CLIENT SAMPLE NO.

690-SB-124(10.0-10.4)

Lab Name: MITKEM LABORATORIES Contract:

Lab Code: MITKEM Case No.: J2146 Mod. Ref No.: SDG No.: SJ2146

Matrix: (SOIL/SED/WATER) SOIL Lab Sample ID: J2146-05A

Sample wt/vol: 5.20 (g/mL) G Lab File ID: V6H7152.D

Level: (TRACE/LOW/MED) LOW Date Received: 10/26/2010

% Moisture: not dec. 11 Date Analyzed: 10/28/2010

GC Column: DB-624 ID: 0.25 (mm) Dilution Factor: 1.0

Soil Extract Volume: (uL) Soil Aliquot Volume: (uL)

Purge Volume: 10.0 (mL)

CAS NO.	COMPOUND	CONCENTRATION UNITS: (ug/L or ug/Kg) µG/KG	Q
74-87-3	Chloromethane	5.4	U
75-01-4	Vinyl chloride	5.4	U
74-83-9	Bromomethane	5.4	U
75-00-3	Chloroethane	5.4	U
75-69-4	Trichlorofluoromethane	5.4	U
75-35-4	1,1-Dichloroethene	5.4	U
67-64-1	Acetone	5.4	U
75-15-0	Carbon disulfide	5.4	U
75-09-2	Methylene chloride	5.4	U
156-60-5	trans-1,2-Dichloroethene	5.4	U
1634-04-4	Methyl tert-butyl ether	5.4	U
75-34-3	1,1-Dichloroethane	5.4	U
108-05-4	Vinyl acetate	5.4	U
78-93-3	2-Butanone	5.4	U
156-59-2	cis-1,2-Dichloroethene	8.6	
67-66-3	Chloroform	5.4	U
71-55-6	1,1,1-Trichloroethane	5.4	U
56-23-5	Carbon tetrachloride	5.4	U
107-06-2	1,2-Dichloroethane	5.4	U
71-43-2	Benzene	5.4	U
79-01-6	Trichloroethene	1200	E
78-87-5	1,2-Dichloropropane	5.4	U
75-27-4	Bromodichloromethane	5.4	U
10061-01-5	cis-1,3-Dichloropropene	5.4	U
108-10-1	4-Methyl-2-pentanone	5.4	U
108-88-3	Toluene	5.4	U
10061-02-6	trans-1,3-Dichloropropene	5.4	U
79-00-5	1,1,2-Trichloroethane	5.4	U
127-18-4	Tetrachloroethene	5.4	U
591-78-6	2-Hexanone	5.4	U
124-48-1	Dibromochloromethane	5.4	U
108-90-7	Chlorobenzene	5.4	U
100-41-4	Ethylbenzene	5.4	U
1330-20-7	m,p-Xylene	5.4	U
95-47-6	o-Xylene	5.4	U

1B - FORM I VOA-2

VOLATILE ORGANICS ANALYSIS DATA SHEET

CLIENT SAMPLE NO.

690-SB-124(10.0-10.4)

Lab Name: MITKEM LABORATORIES Contract:

Lab Code: MITKEM Case No.: J2146 Mod. Ref No.: SDG No.: SJ2146

Matrix: (SOIL/SED/WATER) SOIL Lab Sample ID: J2146-05A

Sample wt/vol: 5.20 (g/mL) G Lab File ID: V6H7152.D

Level: (TRACE/LOW/MED) LOW Date Received: 10/26/2010

% Moisture: not dec. 11 Date Analyzed: 10/28/2010

GC Column: DB-624 ID: 0.25 (mm) Dilution Factor: 1.0

Soil Extract Volume: (uL) Soil Aliquot Volume: (uL)

Purge Volume: 10.0 (mL)

CAS NO.	COMPOUND	CONCENTRATION UNITS: (ug/L or ug/Kg) µG/KG	Q
1330-20-7	Xylene (Total)	5.4	U
100-42-5	Styrene	5.4	U
75-25-2	Bromoform	5.4	U
98-82-8	Isopropylbenzene	5.4	U
79-34-5	1,1,2,2-Tetrachloroethane	5.4	U
103-65-1	n-Propylbenzene	5.4	U
108-67-8	1,3,5-Trimethylbenzene	5.4	U
98-06-6	tert-Butylbenzene	5.4	U
95-63-6	1,2,4-Trimethylbenzene	5.4	U
135-98-8	sec-Butylbenzene	5.4	U
99-87-6	4-Isopropyltoluene	5.4	U
541-73-1	1,3-Dichlorobenzene	5.4	U
106-46-7	1,4-Dichlorobenzene	5.4	U
104-51-8	n-Butylbenzene	5.4	U
95-50-1	1,2-Dichlorobenzene	5.4	U
91-20-3	Naphthalene	5.4	U
110-75-8	2-Chloroethyl vinyl ether	5.4	U

1J - FORM I VOA-TIC

VOLATILE ORGANICS ANALYSIS DATA SHEET

TENTATIVELY IDENTIFIED COMPOUNDS

CLIENT SAMPLE NO.

690-SB-124(10.0-10.4)

Lab Name: MITKEM LABORATORIES Contract:

Lab Code: MITKEM Case No.: J2146 Mod. Ref No.: SDG No.: SJ2146

Matrix: (SOIL/SED/WATER) SOIL Lab Sample ID: J2146-05A

Sample wt/vol: 5.20 (g/mL) G Lab File ID: V6H7152.D

Level: (TRACE or LOW/MED) LOW Date Received: 10/26/2010

% Moisture: not dec. 11 Date Analyzed: 10/28/2010

GC Column: DB-624 ID: 0.25 (mm) Dilution Factor: 1.0

Soil Extract Volume: (uL) Soil Aliquot Volume: (uL)

CONCENTRATION UNITS: (ug/L or ug/Kg) µG/KG Purge Volume: 10.0 (mL)

CAS NUMBER	COMPOUND NAME	RT	EST. CONC.	Q
E96679[1]	Total Alkanes	N/A		

[1]EPA-designated Registry Number.

1A - FORM I VOA-1

VOLATILE ORGANICS ANALYSIS DATA SHEET

CLIENT SAMPLE NO.

690-SB-124(10.0-10.4)ME

Lab Name: MITKEM LABORATORIES Contract:

Lab Code: MITKEM Case No.: J2146 Mod. Ref No.: SDG No.: SJ2146

Matrix: (SOIL/SED/WATER) SOIL Lab Sample ID: J2146-05A

Sample wt/vol: 5.10 (g/mL) G Lab File ID: V2L9190.D

Level: (TRACE/LOW/MED) MED Date Received: 10/26/2010

% Moisture: not dec. 11 Date Analyzed: 11/01/2010

GC Column: DB-624 ID: 0.25 (mm) Dilution Factor: 1.0

Soil Extract Volume: 5000 (uL) Soil Aliquot Volume: 100.00 (uL)

Purge Volume: 5.0 (mL)

CAS NO.	COMPOUND	CONCENTRATION UNITS: (ug/L or ug/Kg) µG/KG	Q
74-87-3	Chloromethane	310	U
75-01-4	Vinyl chloride	310	U
74-83-9	Bromomethane	310	U
75-00-3	Chloroethane	310	U
75-69-4	Trichlorofluoromethane	310	U
75-35-4	1,1-Dichloroethene	310	U
67-64-1	Acetone	310	U
75-15-0	Carbon disulfide	310	U
75-09-2	Methylene chloride	310	U
156-60-5	trans-1,2-Dichloroethene	310	U
1634-04-4	Methyl tert-butyl ether	310	U
75-34-3	1,1-Dichloroethane	310	U
108-05-4	Vinyl acetate	310	U
78-93-3	2-Butanone	310	U
156-59-2	cis-1,2-Dichloroethene	310	U
67-66-3	Chloroform	310	U
71-55-6	1,1,1-Trichloroethane	310	U
56-23-5	Carbon tetrachloride	310	U
107-06-2	1,2-Dichloroethane	310	U
71-43-2	Benzene	310	U
79-01-6	Trichloroethene	6900	
78-87-5	1,2-Dichloropropane	310	U
75-27-4	Bromodichloromethane	310	U
10061-01-5	cis-1,3-Dichloropropene	310	U
108-10-1	4-Methyl-2-pentanone	310	U
108-88-3	Toluene	310	U
10061-02-6	trans-1,3-Dichloropropene	310	U
79-00-5	1,1,2-Trichloroethane	310	U
127-18-4	Tetrachloroethene	310	U
591-78-6	2-Hexanone	310	U
124-48-1	Dibromochloromethane	310	U
108-90-7	Chlorobenzene	310	U
100-41-4	Ethylbenzene	310	U
1330-20-7	m,p-Xylene	310	U
95-47-6	o-Xylene	310	U

1B - FORM I VOA-2

VOLATILE ORGANICS ANALYSIS DATA SHEET

CLIENT SAMPLE NO.

690-SB-124(10.0-10.4)ME

Lab Name: MITKEM LABORATORIES Contract:

Lab Code: MITKEM Case No.: J2146 Mod. Ref No.: SDG No.: SJ2146

Matrix: (SOIL/SED/WATER) SOIL Lab Sample ID: J2146-05A

Sample wt/vol: 5.10 (g/mL) G Lab File ID: V2L9190.D

Level: (TRACE/LOW/MED) MED Date Received: 10/26/2010

% Moisture: not dec. 11 Date Analyzed: 11/01/2010

GC Column: DB-624 ID: 0.25 (mm) Dilution Factor: 1.0

Soil Extract Volume: 5000 (uL) Soil Aliquot Volume: 100.00 (uL)

Purge Volume: 5.0 (mL)

CAS NO.	COMPOUND	CONCENTRATION UNITS: (ug/L or ug/Kg) µG/KG	Q
1330-20-7	Xylene (Total)	310	U
100-42-5	Styrene	310	U
75-25-2	Bromoform	310	U
98-82-8	Isopropylbenzene	310	U
79-34-5	1,1,2,2-Tetrachloroethane	310	U
103-65-1	n-Propylbenzene	310	U
108-67-8	1,3,5-Trimethylbenzene	310	U
98-06-6	tert-Butylbenzene	310	U
95-63-6	1,2,4-Trimethylbenzene	310	U
135-98-8	sec-Butylbenzene	310	U
99-87-6	4-Isopropyltoluene	310	U
541-73-1	1,3-Dichlorobenzene	310	U
106-46-7	1,4-Dichlorobenzene	310	U
104-51-8	n-Butylbenzene	310	U
95-50-1	1,2-Dichlorobenzene	310	U
91-20-3	Naphthalene	310	U
110-75-8	2-Chloroethyl vinyl ether	310	U

1J - FORM I VOA-TIC

VOLATILE ORGANICS ANALYSIS DATA SHEET

TENTATIVELY IDENTIFIED COMPOUNDS

CLIENT SAMPLE NO.

690-SB-124(10.0-10.4)ME

Lab Name: MITKEM LABORATORIES Contract:

Lab Code: MITKEM Case No.: J2146 Mod. Ref No.: SDG No.: SJ2146

Matrix: (SOIL/SED/WATER) SOIL Lab Sample ID: J2146-05A

Sample wt/vol: 5.10 (g/mL) G Lab File ID: V2L9190.D

Level: (TRACE or LOW/MED) MED Date Received: 10/26/2010

% Moisture: not dec. 11 Date Analyzed: 11/01/2010

GC Column: DB-624 ID: 0.25 (mm) Dilution Factor: 1.0

Soil Extract Volume: 5000 (uL) Soil Aliquot Volume: 100.00 (uL)

CONCENTRATION UNITS: (ug/L or ug/Kg) µG/KG Purge Volume: 5.0 (mL)

	CAS NUMBER	COMPOUND NAME	RT	EST. CONC.	Q
01		Unknown-01	10.787	600	J
02	124-18-5	Decane	12.442	930	NJ
03	1120-21-4	Undecane	13.834	1200	NJ
04		Unknown-02	14.515	700	J
05	112-40-3	Dodecane	15.028	980	NJ
06	629-50-5	Tridecane	16.106	360	NJ
07	2050-68-2	1,1'-Biphenyl, 4,4'-dichloro	16.651	380	NJ
	E966796[1]	Total Alkanes	N/A		

[1]EPA-designated Registry Number.

1A - FORM I VOA-1

VOLATILE ORGANICS ANALYSIS DATA SHEET

CLIENT SAMPLE NO.

690-BW-8
(10.0-10.8)

Lab Name: MITKEM LABORATORIES Contract:

Lab Code: MITKEM Case No.: J2146 Mod. Ref No.: SDG No.: SJ2146

Matrix: (SOIL/SED/WATER) SOIL Lab Sample ID: J2146-06A

Sample wt/vol: 1.20 (g/mL) G Lab File ID: V6H7227.D

Level: (TRACE/LOW/MED) LOW Date Received: 10/26/2010

% Moisture: not dec. 18 Date Analyzed: 11/01/2010

GC Column: DB-624 ID: 0.25 (mm) Dilution Factor: 1.0

Soil Extract Volume: (uL) Soil Aliquot Volume: (uL)

Purge Volume: 10.0 (mL)

CAS NO.	COMPOUND	CONCENTRATION UNITS: (ug/L or ug/Kg) µG/KG	Q
74-87-3	Chloromethane	25	U
75-01-4	Vinyl chloride	25	U
74-83-9	Bromomethane	25	U
75-00-3	Chloroethane	25	U
75-69-4	Trichlorofluoromethane	25	U
75-35-4	1,1-Dichloroethene	25	U
67-64-1	Acetone	25	U
75-15-0	Carbon disulfide	25	U
75-09-2	Methylene chloride	25	U
156-60-5	trans-1,2-Dichloroethene	25	U
1634-04-4	Methyl tert-butyl ether	25	U
75-34-3	1,1-Dichloroethane	25	U
108-05-4	Vinyl acetate	25	U
78-93-3	2-Butanone	25	U
156-59-2	cis-1,2-Dichloroethene	25	U
67-66-3	Chloroform	25	U
71-55-6	1,1,1-Trichloroethane	25	U
56-23-5	Carbon tetrachloride	25	U
107-06-2	1,2-Dichloroethane	25	U
71-43-2	Benzene	25	U
79-01-6	Trichloroethene	390	
78-87-5	1,2-Dichloropropane	25	U
75-27-4	Bromodichloromethane	25	U
10061-01-5	cis-1,3-Dichloropropene	25	U
108-10-1	4-Methyl-2-pentanone	25	U
108-88-3	Toluene	25	U
10061-02-6	trans-1,3-Dichloropropene	25	U
79-00-5	1,1,2-Trichloroethane	25	U
127-18-4	Tetrachloroethene	25	U
591-78-6	2-Hexanone	25	U
124-48-1	Dibromochloromethane	25	U
108-90-7	Chlorobenzene	25	U
100-41-4	Ethylbenzene	25	U
1330-20-7	m,p-Xylene	25	U
95-47-6	o-Xylene	25	U

1B - FORM I VOA-2

VOLATILE ORGANICS ANALYSIS DATA SHEET

CLIENT SAMPLE NO.

690-BW-8
(10.0-10.8)

Lab Name: MITKEM LABORATORIES Contract:

Lab Code: MITKEM Case No.: J2146 Mod. Ref No.: SDG No.: SJ2146

Matrix: (SOIL/SED/WATER) SOIL Lab Sample ID: J2146-06A

Sample wt/vol: 1.20 (g/mL) G Lab File ID: V6H7227.D

Level: (TRACE/LOW/MED) LOW Date Received: 10/26/2010

% Moisture: not dec. 18 Date Analyzed: 11/01/2010

GC Column: DB-624 ID: 0.25 (mm) Dilution Factor: 1.0

Soil Extract Volume: (uL) Soil Aliquot Volume: (uL)

Purge Volume: 10.0 (mL)

CAS NO.	COMPOUND	CONCENTRATION UNITS: (ug/L or ug/Kg) µG/KG	Q
1330-20-7	Xylene (Total)	25	U
100-42-5	Styrene	25	U
75-25-2	Bromoform	25	U
98-82-8	Isopropylbenzene	25	U
79-34-5	1,1,2,2-Tetrachloroethane	25	U
103-65-1	n-Propylbenzene	25	U
108-67-8	1,3,5-Trimethylbenzene	25	U
98-06-6	tert-Butylbenzene	25	U
95-63-6	1,2,4-Trimethylbenzene	25	U
135-98-8	sec-Butylbenzene	25	U
99-87-6	4-Isopropyltoluene	25	U
541-73-1	1,3-Dichlorobenzene	25	U
106-46-7	1,4-Dichlorobenzene	25	U
104-51-8	n-Butylbenzene	25	U
95-50-1	1,2-Dichlorobenzene	25	U
91-20-3	Naphthalene	25	U
110-75-8	2-Chloroethyl vinyl ether	25	U

1J - FORM I VOA-TIC

VOLATILE ORGANICS ANALYSIS DATA SHEET

TENTATIVELY IDENTIFIED COMPOUNDS

CLIENT SAMPLE NO.

690-BW-8
(10.0-10.8)

Lab Name: MITKEM LABORATORIES Contract:

Lab Code: MITKEM Case No.: J2146 Mod. Ref No.: SDG No.: SJ2146

Matrix: (SOIL/SED/WATER) SOIL Lab Sample ID: J2146-06A

Sample wt/vol: 1.20 (g/mL) G Lab File ID: V6H7227.D

Level: (TRACE or LOW/MED) LOW Date Received: 10/26/2010

% Moisture: not dec. 18 Date Analyzed: 11/01/2010

GC Column: DB-624 ID: 0.25 (mm) Dilution Factor: 1.0

Soil Extract Volume: (uL) Soil Aliquot Volume: (uL)

CONCENTRATION UNITS: (ug/L or ug/Kg) µG/KG Purge Volume: 10.0 (mL)

CAS NUMBER	COMPOUND NAME	RT	EST. CONC.	Q
E966796[1]	Total Alkanes	N/A		

[1]EPA-designated Registry Number.

1A - FORM I VOA-1

VOLATILE ORGANICS ANALYSIS DATA SHEET

CLIENT SAMPLE NO.

MB-55181

Lab Name: MITKEM LABORATORIES Contract:

Lab Code: MITKEM Case No.: J2146 Mod. Ref No.: SDG No.: SJ2146

Matrix: (SOIL/SED/WATER) WATER Lab Sample ID: MB-55181

Sample wt/vol: 5.00 (g/mL) ML Lab File ID: V2L9178.D

Level: (TRACE/LOW/MED) LOW Date Received:

% Moisture: not dec. Date Analyzed: 11/01/2010

GC Column: DB-624 ID: 0.25 (mm) Dilution Factor: 1.0

Soil Extract Volume: (uL) Soil Aliquot Volume: (uL)

Purge Volume: 5.0 (mL)

CAS NO.	COMPOUND	CONCENTRATION UNITS: (ug/L or ug/Kg) µG/L	Q
74-87-3	Chloromethane	5.0	U
75-01-4	Vinyl chloride	5.0	U
74-83-9	Bromomethane	5.0	U
75-00-3	Chloroethane	5.0	U
75-69-4	Trichlorofluoromethane	5.0	U
75-35-4	1,1-Dichloroethene	5.0	U
67-64-1	Acetone	5.0	U
75-15-0	Carbon disulfide	5.0	U
75-09-2	Methylene chloride	5.0	U
156-60-5	trans-1,2-Dichloroethene	5.0	U
1634-04-4	Methyl tert-butyl ether	5.0	U
75-34-3	1,1-Dichloroethane	5.0	U
108-05-4	Vinyl acetate	5.0	U
78-93-3	2-Butanone	5.0	U
156-59-2	cis-1,2-Dichloroethene	5.0	U
67-66-3	Chloroform	5.0	U
71-55-6	1,1,1-Trichloroethane	5.0	U
56-23-5	Carbon tetrachloride	5.0	U
107-06-2	1,2-Dichloroethane	5.0	U
71-43-2	Benzene	5.0	U
79-01-6	Trichloroethene	5.0	U
78-87-5	1,2-Dichloropropane	5.0	U
75-27-4	Bromodichloromethane	5.0	U
10061-01-5	cis-1,3-Dichloropropene	5.0	U
108-10-1	4-Methyl-2-pentanone	5.0	U
108-88-3	Toluene	5.0	U
10061-02-6	trans-1,3-Dichloropropene	5.0	U
79-00-5	1,1,2-Trichloroethane	5.0	U
127-18-4	Tetrachloroethene	5.0	U
591-78-6	2-Hexanone	5.0	U
124-48-1	Dibromochloromethane	5.0	U
108-90-7	Chlorobenzene	5.0	U
100-41-4	Ethylbenzene	5.0	U
1330-20-7	m,p-Xylene	5.0	U
95-47-6	o-Xylene	5.0	U

1B - FORM I VOA-2

VOLATILE ORGANICS ANALYSIS DATA SHEET

CLIENT SAMPLE NO.

MB-55181

Lab Name: MITKEM LABORATORIES Contract:

Lab Code: MITKEM Case No.: J2146 Mod. Ref No.: SDG No.: SJ2146

Matrix: (SOIL/SED/WATER) WATER Lab Sample ID: MB-55181

Sample wt/vol: 5.00 (g/mL) ML Lab File ID: V2L9178.D

Level: (TRACE/LOW/MED) LOW Date Received:

% Moisture: not dec. Date Analyzed: 11/01/2010

GC Column: DB-624 ID: 0.25 (mm) Dilution Factor: 1.0

Soil Extract Volume: (uL) Soil Aliquot Volume: (uL)

Purge Volume: 5.0 (mL)

CAS NO.	COMPOUND	CONCENTRATION UNITS: (ug/L or ug/Kg) µG/L	Q
1330-20-7	Xylene (Total)	5.0	U
100-42-5	Styrene	5.0	U
75-25-2	Bromoform	5.0	U
98-82-8	Isopropylbenzene	5.0	U
79-34-5	1,1,2,2-Tetrachloroethane	5.0	U
103-65-1	n-Propylbenzene	5.0	U
108-67-8	1,3,5-Trimethylbenzene	5.0	U
98-06-6	tert-Butylbenzene	5.0	U
95-63-6	1,2,4-Trimethylbenzene	5.0	U
135-98-8	sec-Butylbenzene	5.0	U
99-87-6	4-Isopropyltoluene	5.0	U
541-73-1	1,3-Dichlorobenzene	5.0	U
106-46-7	1,4-Dichlorobenzene	5.0	U
104-51-8	n-Butylbenzene	5.0	U
95-50-1	1,2-Dichlorobenzene	5.0	U
91-20-3	Naphthalene	5.0	U
110-75-8	2-Chloroethyl vinyl ether	5.0	U

1J - FORM I VOA-TIC

VOLATILE ORGANICS ANALYSIS DATA SHEET

TENTATIVELY IDENTIFIED COMPOUNDS

CLIENT SAMPLE NO.

MB-55181

Lab Name: MITKEM LABORATORIES Contract:

Lab Code: MITKEM Case No.: J2146 Mod. Ref No.: SDG No.: SJ2146

Matrix: (SOIL/SED/WATER) WATER Lab Sample ID: MB-55181

Sample wt/vol: 5.00 (g/mL) ML Lab File ID: V2L9178.D

Level: (TRACE or LOW/MED) LOW Date Received:

% Moisture: not dec. Date Analyzed: 11/01/2010

GC Column: DB-624 ID: 0.25 (mm) Dilution Factor: 1.0

Soil Extract Volume: (uL) Soil Aliquot Volume: (uL)

CONCENTRATION UNITS: (ug/L or ug/Kg) µG/L Purge Volume: 5.0 (mL)

CAS NUMBER	COMPOUND NAME	RT	EST. CONC.	Q
E966796[1]	Total Alkanes	N/A		

[1] EPA-designated Registry Number.

1A - FORM I VOA-1

VOLATILE ORGANICS ANALYSIS DATA SHEET

CLIENT SAMPLE NO.

MB-55182

Lab Name: MITKEM LABORATORIES Contract:

Lab Code: MITKEM Case No.: J2146 Mod. Ref No.: SDG No.: SJ2146

Matrix: (SOIL/SED/WATER) SOIL Lab Sample ID: MB-55182

Sample wt/vol: 5.00 (g/mL) G Lab File ID: V2L9177.D

Level: (TRACE/LOW/MED) MED Date Received:

% Moisture: not dec. 0.0 Date Analyzed: 11/01/2010

GC Column: DB-624 ID: 0.25 (mm) Dilution Factor: 1.0

Soil Extract Volume: 5000 (uL) Soil Aliquot Volume: 100.00 (uL)

Purge Volume: 5.0 (mL)

CAS NO.	COMPOUND	CONCENTRATION UNITS: (ug/L or ug/Kg) µG/KG	Q
74-87-3	Chloromethane	250	U
75-01-4	Vinyl chloride	250	U
74-83-9	Bromomethane	250	U
75-00-3	Chloroethane	250	U
75-69-4	Trichlorofluoromethane	250	U
75-35-4	1,1-Dichloroethene	250	U
67-64-1	Acetone	250	U
75-15-0	Carbon disulfide	250	U
75-09-2	Methylene chloride	250	U
156-60-5	trans-1,2-Dichloroethene	250	U
1634-04-4	Methyl tert-butyl ether	250	U
75-34-3	1,1-Dichloroethane	250	U
108-05-4	Vinyl acetate	250	U
78-93-3	2-Butanone	250	U
156-59-2	cis-1,2-Dichloroethene	250	U
67-66-3	Chloroform	250	U
71-55-6	1,1,1-Trichloroethane	250	U
56-23-5	Carbon tetrachloride	250	U
107-06-2	1,2-Dichloroethane	250	U
71-43-2	Benzene	250	U
79-01-6	Trichloroethene	250	U
78-87-5	1,2-Dichloropropane	250	U
75-27-4	Bromodichloromethane	250	U
10061-01-5	cis-1,3-Dichloropropene	250	U
108-10-1	4-Methyl-2-pentanone	250	U
108-88-3	Toluene	250	U
10061-02-6	trans-1,3-Dichloropropene	250	U
79-00-5	1,1,2-Trichloroethane	250	U
127-18-4	Tetrachloroethene	250	U
591-78-6	2-Hexanone	250	U
124-48-1	Dibromochloromethane	250	U
108-90-7	Chlorobenzene	250	U
100-41-4	Ethylbenzene	250	U
1330-20-7	m,p-Xylene	250	U
95-47-6	o-Xylene	250	U

1B - FORM I VOA-2

VOLATILE ORGANICS ANALYSIS DATA SHEET

CLIENT SAMPLE NO.

MB-55182

Lab Name: MITKEM LABORATORIES Contract:

Lab Code: MITKEM Case No.: J2146 Mod. Ref No.: SDG No.: SJ2146

Matrix: (SOIL/SED/WATER) SOIL Lab Sample ID: MB-55182

Sample wt/vol: 5.00 (g/mL) G Lab File ID: V2L9177.D

Level: (TRACE/LOW/MED) MED Date Received:

% Moisture: not dec. 0.0 Date Analyzed: 11/01/2010

GC Column: DB-624 ID: 0.25 (mm) Dilution Factor: 1.0

Soil Extract Volume: 5000 (uL) Soil Aliquot Volume: 100.00 (uL)

Purge Volume: 5.0 (mL)

CAS NO.	COMPOUND	CONCENTRATION UNITS: (ug/L or ug/Kg) µG/KG	Q
1330-20-7	Xylene (Total)	250	U
100-42-5	Styrene	250	U
75-25-2	Bromoform	250	U
98-82-8	Isopropylbenzene	250	U
79-34-5	1,1,2,2-Tetrachloroethane	250	U
103-65-1	n-Propylbenzene	250	U
108-67-8	1,3,5-Trimethylbenzene	250	U
98-06-6	tert-Butylbenzene	250	U
95-63-6	1,2,4-Trimethylbenzene	250	U
135-98-8	sec-Butylbenzene	250	U
99-87-6	4-Isopropyltoluene	250	U
541-73-1	1,3-Dichlorobenzene	250	U
106-46-7	1,4-Dichlorobenzene	250	U
104-51-8	n-Butylbenzene	250	U
95-50-1	1,2-Dichlorobenzene	250	U
91-20-3	Naphthalene	250	U
110-75-8	2-Chloroethyl vinyl ether	250	U

1J - FORM I VOA-TIC

VOLATILE ORGANICS ANALYSIS DATA SHEET

TENTATIVELY IDENTIFIED COMPOUNDS

CLIENT SAMPLE NO.

MB-55182

Lab Name: MITKEM LABORATORIES Contract:

Lab Code: MITKEM Case No.: J2146 Mod. Ref No.: SDG No.: SJ2146

Matrix: (SOIL/SED/WATER) SOIL Lab Sample ID: MB-55182

Sample wt/vol: 5.00 (g/mL) G Lab File ID: V2L9177.D

Level: (TRACE or LOW/MED) MED Date Received:

% Moisture: not dec. Date Analyzed: 11/01/2010

GC Column: DB-624 ID: 0.25 (mm) Dilution Factor: 1.0

Soil Extract Volume: 5000 (uL) Soil Aliquot Volume: 100.00 (uL)

CONCENTRATION UNITS: (ug/L or ug/Kg) µG/KG Purge Volume: 5.0 (mL)

CAS NUMBER	COMPOUND NAME	RT	EST. CONC.	Q
E96679€[1]	Total Alkanes	N/A		

[1]EPA-designated Registry Number.

1A - FORM I VOA-1

VOLATILE ORGANICS ANALYSIS DATA SHEET

CLIENT SAMPLE NO.

MB-55205

Lab Name: MITKEM LABORATORIES Contract:

Lab Code: MITKEM Case No.: J2146 Mod. Ref No.: SDG No.: SJ2146

Matrix: (SOIL/SED/WATER) WATER Lab Sample ID: MB-55205

Sample wt/vol: 5.00 (g/mL) ML Lab File ID: V2L9208.D

Level: (TRACE/LOW/MED) LOW Date Received:

% Moisture: not dec. Date Analyzed: 11/02/2010

GC Column: DB-624 ID: 0.25 (mm) Dilution Factor: 1.0

Soil Extract Volume: (uL) Soil Aliquot Volume: (uL)

Purge Volume: 5.0 (mL)

CAS NO.	COMPOUND	CONCENTRATION UNITS: (ug/L or ug/Kg) µG/L	Q
74-87-3	Chloromethane	5.0	U
75-01-4	Vinyl chloride	5.0	U
74-83-9	Bromomethane	5.0	U
75-00-3	Chloroethane	5.0	U
75-69-4	Trichlorofluoromethane	5.0	U
75-35-4	1,1-Dichloroethene	5.0	U
67-64-1	Acetone	5.0	U
75-15-0	Carbon disulfide	5.0	U
75-09-2	Methylene chloride	5.0	U
156-60-5	trans-1,2-Dichloroethene	5.0	U
1634-04-4	Methyl tert-butyl ether	5.0	U
75-34-3	1,1-Dichloroethane	5.0	U
108-05-4	Vinyl acetate	5.0	U
78-93-3	2-Butanone	5.0	U
156-59-2	cis-1,2-Dichloroethene	5.0	U
67-66-3	Chloroform	5.0	U
71-55-6	1,1,1-Trichloroethane	5.0	U
56-23-5	Carbon tetrachloride	5.0	U
107-06-2	1,2-Dichloroethane	5.0	U
71-43-2	Benzene	5.0	U
79-01-6	Trichloroethene	5.0	U
78-87-5	1,2-Dichloropropane	5.0	U
75-27-4	Bromodichloromethane	5.0	U
10061-01-5	cis-1,3-Dichloropropene	5.0	U
108-10-1	4-Methyl-2-pentanone	5.0	U
108-88-3	Toluene	5.0	U
10061-02-6	trans-1,3-Dichloropropene	5.0	U
79-00-5	1,1,2-Trichloroethane	5.0	U
127-18-4	Tetrachloroethene	5.0	U
591-78-6	2-Hexanone	5.0	U
124-48-1	Dibromochloromethane	5.0	U
108-90-7	Chlorobenzene	5.0	U
100-41-4	Ethylbenzene	5.0	U
1330-20-7	m,p-Xylene	5.0	U
95-47-6	o-Xylene	5.0	U

1B - FORM I VOA-2

VOLATILE ORGANICS ANALYSIS DATA SHEET

CLIENT SAMPLE NO.

MB-55205

Lab Name: MITKEM LABORATORIES Contract:

Lab Code: MITKEM Case No.: J2146 Mod. Ref No.: SDG No.: SJ2146

Matrix: (SOIL/SED/WATER) WATER Lab Sample ID: MB-55205

Sample wt/vol: 5.00 (g/mL) ML Lab File ID: V2L9208.D

Level: (TRACE/LOW/MED) LOW Date Received:

% Moisture: not dec. Date Analyzed: 11/02/2010

GC Column: DB-624 ID: 0.25 (mm) Dilution Factor: 1.0

Soil Extract Volume: (uL) Soil Aliquot Volume: (uL)

Purge Volume: 5.0 (mL)

CAS NO.	COMPOUND	CONCENTRATION UNITS: (ug/L or ug/Kg) µG/L	Q
1330-20-7	Xylene (Total)	5.0	U
100-42-5	Styrene	5.0	U
75-25-2	Bromoform	5.0	U
98-82-8	Isopropylbenzene	5.0	U
79-34-5	1,1,2,2-Tetrachloroethane	5.0	U
103-65-1	n-Propylbenzene	5.0	U
108-67-8	1,3,5-Trimethylbenzene	5.0	U
98-06-6	tert-Butylbenzene	5.0	U
95-63-6	1,2,4-Trimethylbenzene	5.0	U
135-98-8	sec-Butylbenzene	5.0	U
99-87-6	4-Isopropyltoluene	5.0	U
541-73-1	1,3-Dichlorobenzene	5.0	U
106-46-7	1,4-Dichlorobenzene	5.0	U
104-51-8	n-Butylbenzene	5.0	U
95-50-1	1,2-Dichlorobenzene	5.0	U
91-20-3	Naphthalene	5.0	U
110-75-8	2-Chloroethyl vinyl ether	5.0	U

1J - FORM I VOA-TIC

VOLATILE ORGANICS ANALYSIS DATA SHEET

TENTATIVELY IDENTIFIED COMPOUNDS

CLIENT SAMPLE NO.

MB-55205

Lab Name: MITKEM LABORATORIES Contract:

Lab Code: MITKEM Case No.: J2146 Mod. Ref No.: SDG No.: SJ2146

Matrix: (SOIL/SED/WATER) WATER Lab Sample ID: MB-55205

Sample wt/vol: 5.00 (g/mL) ML Lab File ID: V2L9208.D

Level: (TRACE or LOW/MED) LOW Date Received:

% Moisture: not dec. Date Analyzed: 11/02/2010

GC Column: DB-624 ID: 0.25 (mm) Dilution Factor: 1.0

Soil Extract Volume: (uL) Soil Aliquot Volume: (uL)

CONCENTRATION UNITS: (ug/L or ug/Kg) µG/L Purge Volume: 5.0 (mL)

CAS NUMBER	COMPOUND NAME	RT	EST. CONC.	Q
E96679[1]	Total Alkanes	N/A		

[1]EPA-designated Registry Number.

1A - FORM I VOA-1

VOLATILE ORGANICS ANALYSIS DATA SHEET

CLIENT SAMPLE NO.

MB-55104

Lab Name: MITKEM LABORATORIES Contract:

Lab Code: MITKEM Case No.: J2146 Mod. Ref No.: SDG No.: SJ2146

Matrix: (SOIL/SED/WATER) SOIL Lab Sample ID: MB-55104

Sample wt/vol: 5.00 (g/mL) G Lab File ID: V6H7146.D

Level: (TRACE/LOW/MED) LOW Date Received:

% Moisture: not dec. 0.0 Date Analyzed: 10/28/2010

GC Column: DB-624 ID: 0.25 (mm) Dilution Factor: 1.0

Soil Extract Volume: (uL) Soil Aliquot Volume: (uL)

Purge Volume: 10.0 (mL)

CAS NO.	COMPOUND	CONCENTRATION UNITS: (ug/L or ug/Kg) µG/KG	Q
74-87-3	Chloromethane	5.0	U
75-01-4	Vinyl chloride	5.0	U
74-83-9	Bromomethane	5.0	U
75-00-3	Chloroethane	5.0	U
75-69-4	Trichlorofluoromethane	5.0	U
75-35-4	1,1-Dichloroethene	5.0	U
67-64-1	Acetone	5.0	U
75-15-0	Carbon disulfide	5.0	U
75-09-2	Methylene chloride	5.0	U
156-60-5	trans-1,2-Dichloroethene	5.0	U
1634-04-4	Methyl tert-butyl ether	5.0	U
75-34-3	1,1-Dichloroethane	5.0	U
108-05-4	Vinyl acetate	5.0	U
78-93-3	2-Butanone	5.0	U
156-59-2	cis-1,2-Dichloroethene	5.0	U
67-66-3	Chloroform	5.0	U
71-55-6	1,1,1-Trichloroethane	5.0	U
56-23-5	Carbon tetrachloride	5.0	U
107-06-2	1,2-Dichloroethane	5.0	U
71-43-2	Benzene	5.0	U
79-01-6	Trichloroethene	5.0	U
78-87-5	1,2-Dichloropropane	5.0	U
75-27-4	Bromodichloromethane	5.0	U
10061-01-5	cis-1,3-Dichloropropene	5.0	U
108-10-1	4-Methyl-2-pentanone	5.0	U
108-88-3	Toluene	5.0	U
10061-02-6	trans-1,3-Dichloropropene	5.0	U
79-00-5	1,1,2-Trichloroethane	5.0	U
127-18-4	Tetrachloroethene	5.0	U
591-78-6	2-Hexanone	5.0	U
124-48-1	Dibromochloromethane	5.0	U
108-90-7	Chlorobenzene	5.0	U
100-41-4	Ethylbenzene	5.0	U
1330-20-7	m,p-Xylene	5.0	U
95-47-6	o-Xylene	5.0	U

SW846

s10.10 18 A

1B - FORM I VOA-2

VOLATILE ORGANICS ANALYSIS DATA SHEET

CLIENT SAMPLE NO.

MB-55104

Lab Name: MITKEM LABORATORIES Contract:

Lab Code: MITKEM Case No.: J2146 Mod. Ref No.: SDG No.: SJ2146

Matrix: (SOIL/SED/WATER) SOIL Lab Sample ID: MB-55104

Sample wt/vol: 5.00 (g/mL) G Lab File ID: V6H7146.D

Level: (TRACE/LOW/MED) LOW Date Received:

% Moisture: not dec. 0.0 Date Analyzed: 10/28/2010

GC Column: DB-624 ID: 0.25 (mm) Dilution Factor: 1.0

Soil Extract Volume: (uL) Soil Aliquot Volume: (uL)

Purge Volume: 10.0 (mL)

CAS NO.	COMPOUND	CONCENTRATION UNITS: (ug/L or ug/Kg) µG/KG	Q
1330-20-7	Xylene (Total)	5.0	U
100-42-5	Styrene	5.0	U
75-25-2	Bromoform	5.0	U
98-82-8	Isopropylbenzene	5.0	U
79-34-5	1,1,2,2-Tetrachloroethane	5.0	U
103-65-1	n-Propylbenzene	5.0	U
108-67-8	1,3,5-Trimethylbenzene	5.0	U
98-06-6	tert-Butylbenzene	5.0	U
95-63-6	1,2,4-Trimethylbenzene	5.0	U
135-98-8	sec-Butylbenzene	5.0	U
99-87-6	4-Isopropyltoluene	5.0	U
541-73-1	1,3-Dichlorobenzene	5.0	U
106-46-7	1,4-Dichlorobenzene	5.0	U
104-51-8	n-Butylbenzene	5.0	U
95-50-1	1,2-Dichlorobenzene	5.0	U
91-20-3	Naphthalene	5.0	U
110-75-8	2-Chloroethyl vinyl ether	5.0	U

1J - FORM I VOA-TIC

VOLATILE ORGANICS ANALYSIS DATA SHEET

TENTATIVELY IDENTIFIED COMPOUNDS

CLIENT SAMPLE NO.

MB-55104

Lab Name: MITKEM LABORATORIES Contract:

Lab Code: MITKEM Case No.: J2146 Mod. Ref No.: SDG No.: SJ2146

Matrix: (SOIL/SED/WATER) SOIL Lab Sample ID: MB-55104

Sample wt/vol: 5.00 (g/mL) G Lab File ID: V6H7146.D

Level: (TRACE or LOW/MED) LOW Date Received:

% Moisture: not dec. Date Analyzed: 10/28/2010

GC Column: DB-624 ID: 0.25 (mm) Dilution Factor: 1.0

Soil Extract Volume: (uL) Soil Aliquot Volume: (uL)

CONCENTRATION UNITS: (ug/L or ug/Kg) µG/KG Purge Volume: 10.0 (mL)

CAS NUMBER	COMPOUND NAME	RT	EST. CONC.	Q
E96679€ [1]	Total Alkanes	N/A		

[1]EPA-designated Registry Number.

1A - FORM I VOA-1

VOLATILE ORGANICS ANALYSIS DATA SHEET

CLIENT SAMPLE NO.

MB-55192

Lab Name: MITKEM LABORATORIES Contract:

Lab Code: MITKEM Case No.: J2146 Mod. Ref No.: SDG No.: SJ2146

Matrix: (SOIL/SED/WATER) SOIL Lab Sample ID: MB-55192

Sample wt/vol: 5.00 (g/mL) G Lab File ID: V6H7224.D

Level: (TRACE/LOW/MED) LOW Date Received:

% Moisture: not dec. 0.0 Date Analyzed: 11/01/2010

GC Column: DB-624 ID: 0.25 (mm) Dilution Factor: 1.0

Soil Extract Volume: (uL) Soil Aliquot Volume: (uL)

Purge Volume: 10.0 (mL)

CAS NO.	COMPOUND	CONCENTRATION UNITS: (ug/L or ug/Kg) µG/KG	Q
74-87-3	Chloromethane	5.0	U
75-01-4	Vinyl chloride	5.0	U
74-83-9	Bromomethane	5.0	U
75-00-3	Chloroethane	5.0	U
75-69-4	Trichlorofluoromethane	5.0	U
75-35-4	1,1-Dichloroethene	5.0	U
67-64-1	Acetone	5.0	U
75-15-0	Carbon disulfide	5.0	U
75-09-2	Methylene chloride	2.9	J
156-60-5	trans-1,2-Dichloroethene	5.0	U
1634-04-4	Methyl tert-butyl ether	5.0	U
75-34-3	1,1-Dichloroethane	5.0	U
108-05-4	Vinyl acetate	5.0	U
78-93-3	2-Butanone	5.0	U
156-59-2	cis-1,2-Dichloroethene	5.0	U
67-66-3	Chloroform	5.0	U
71-55-6	1,1,1-Trichloroethane	5.0	U
56-23-5	Carbon tetrachloride	5.0	U
107-06-2	1,2-Dichloroethane	5.0	U
71-43-2	Benzene	5.0	U
79-01-6	Trichloroethene	5.0	U
78-87-5	1,2-Dichloropropane	5.0	U
75-27-4	Bromodichloromethane	5.0	U
10061-01-5	cis-1,3-Dichloropropene	5.0	U
108-10-1	4-Methyl-2-pentanone	5.0	U
108-88-3	Toluene	5.0	U
10061-02-6	trans-1,3-Dichloropropene	5.0	U
79-00-5	1,1,2-Trichloroethane	5.0	U
127-18-4	Tetrachloroethene	5.0	U
591-78-6	2-Hexanone	5.0	U
124-48-1	Dibromochloromethane	5.0	U
108-90-7	Chlorobenzene	5.0	U
100-41-4	Ethylbenzene	5.0	U
1330-20-7	m,p-Xylene	5.0	U
95-47-6	o-Xylene	5.0	U

1B - FORM I VOA-2

VOLATILE ORGANICS ANALYSIS DATA SHEET

CLIENT SAMPLE NO.

MB-55192

Lab Name: MITKEM LABORATORIES Contract:

Lab Code: MITKEM Case No.: J2146 Mod. Ref No.: SDG No.: SJ2146

Matrix: (SOIL/SED/WATER) SOIL Lab Sample ID: MB-55192

Sample wt/vol: 5.00 (g/mL) G Lab File ID: V6H7224.D

Level: (TRACE/LOW/MED) LOW Date Received:

% Moisture: not dec. 0.0 Date Analyzed: 11/01/2010

GC Column: DB-624 ID: 0.25 (mm) Dilution Factor: 1.0

Soil Extract Volume: (uL) Soil Aliquot Volume: (uL)

Purge Volume: 10.0 (mL)

CAS NO.	COMPOUND	CONCENTRATION UNITS: (ug/L or ug/Kg) µG/KG	Q
1330-20-7	Xylene (Total)	5.0	U
100-42-5	Styrene	5.0	U
75-25-2	Bromoform	5.0	U
98-82-8	Isopropylbenzene	5.0	U
79-34-5	1,1,2,2-Tetrachloroethane	5.0	U
103-65-1	n-Propylbenzene	5.0	U
108-67-8	1,3,5-Trimethylbenzene	5.0	U
98-06-6	tert-Butylbenzene	5.0	U
95-63-6	1,2,4-Trimethylbenzene	5.0	U
135-98-8	sec-Butylbenzene	5.0	U
99-87-6	4-Isopropyltoluene	5.0	U
541-73-1	1,3-Dichlorobenzene	5.0	U
106-46-7	1,4-Dichlorobenzene	5.0	U
104-51-8	n-Butylbenzene	5.0	U
95-50-1	1,2-Dichlorobenzene	5.0	U
91-20-3	Naphthalene	5.0	U
110-75-8	2-Chloroethyl vinyl ether	5.0	U

1J - FORM I VOA-TIC

VOLATILE ORGANICS ANALYSIS DATA SHEET

TENTATIVELY IDENTIFIED COMPOUNDS

CLIENT SAMPLE NO.

MB-55192

Lab Name: MITKEM LABORATORIES Contract:

Lab Code: MITKEM Case No.: J2146 Mod. Ref No.: SDG No.: SJ2146

Matrix: (SOIL/SED/WATER) SOIL Lab Sample ID: MB-55192

Sample wt/vol: 5.00 (g/mL) G Lab File ID: V6H7224.D

Level: (TRACE or LOW/MED) LOW Date Received:

% Moisture: not dec. Date Analyzed: 11/01/2010

GC Column: DB-624 ID: 0.25 (mm) Dilution Factor: 1.0

Soil Extract Volume: (uL) Soil Aliquot Volume: (uL)

CONCENTRATION UNITS: (ug/L or ug/Kg) µG/KG Purge Volume: 10.0 (mL)

CAS NUMBER	COMPOUND NAME	RT	EST. CONC.	Q
E96679[1]	Total Alkanes	N/A		

[1]EPA-designated Registry Number.

1A - FORM I VOA-1

VOLATILE ORGANICS ANALYSIS DATA SHEET

CLIENT SAMPLE NO.

LCS-55181

Lab Name: MITKEM LABORATORIES Contract:

Lab Code: MITKEM Case No.: J2146 Mod. Ref No.: SDG No.: SJ2146

Matrix: (SOIL/SED/WATER) WATER Lab Sample ID: LCS-55181

Sample wt/vol: 5.00 (g/mL) ML Lab File ID: V2L9174.D

Level: (TRACE/LOW/MED) LOW Date Received:

% Moisture: not dec. Date Analyzed: 11/01/2010

GC Column: DB-624 ID: 0.25 (mm) Dilution Factor: 1.0

Soil Extract Volume: (uL) Soil Aliquot Volume: (uL)

Purge Volume: 5.0 (mL)

CAS NO.	COMPOUND	CONCENTRATION UNITS: (ug/L or ug/Kg) µG/L	Q
74-87-3	Chloromethane	38	
75-01-4	Vinyl chloride	37	
74-83-9	Bromomethane	38	
75-00-3	Chloroethane	38	
75-69-4	Trichlorofluoromethane	42	
75-35-4	1,1-Dichloroethene	38	
67-64-1	Acetone	49	
75-15-0	Carbon disulfide	35	
75-09-2	Methylene chloride	39	
156-60-5	trans-1,2-Dichloroethene	37	
1634-04-4	Methyl tert-butyl ether	42	
75-34-3	1,1-Dichloroethane	39	
108-05-4	Vinyl acetate	43	
78-93-3	2-Butanone	45	
156-59-2	cis-1,2-Dichloroethene	40	
67-66-3	Chloroform	39	
71-55-6	1,1,1-Trichloroethane	37	
56-23-5	Carbon tetrachloride	38	
107-06-2	1,2-Dichloroethane	42	
71-43-2	Benzene	40	J
79-01-6	Trichloroethene	41	
78-87-5	1,2-Dichloropropane	41	
75-27-4	Bromodichloromethane	42	
10061-01-5	cis-1,3-Dichloropropene	43	
108-10-1	4-Methyl-2-pentanone	45	
108-88-3	Toluene	40	
10061-02-6	trans-1,3-Dichloropropene	44	
79-00-5	1,1,2-Trichloroethane	42	
127-18-4	Tetrachloroethene	38	
591-78-6	2-Hexanone	48	
124-48-1	Dibromochloromethane	42	
108-90-7	Chlorobenzene	41	
100-41-4	Ethylbenzene	41	
1330-20-7	m,p-Xylene	82	
95-47-6	o-Xylene	41	

1B - FORM I VOA-2

VOLATILE ORGANICS ANALYSIS DATA SHEET

CLIENT SAMPLE NO.

LCS-55181

Lab Name: MITKEM LABORATORIES Contract:

Lab Code: MITKEM Case No.: J2146 Mod. Ref No.: SDG No.: SJ2146

Matrix: (SOIL/SED/WATER) WATER Lab Sample ID: LCS-55181

Sample wt/vol: 5.00 (g/mL) ML Lab File ID: V2L9174.D

Level: (TRACE/LOW/MED) LOW Date Received:

% Moisture: not dec. Date Analyzed: 11/01/2010

GC Column: DB-624 ID: 0.25 (mm) Dilution Factor: 1.0

Soil Extract Volume: (uL) Soil Aliquot Volume: (uL)

Purge Volume: 5.0 (mL)

CAS NO.	COMPOUND	CONCENTRATION UNITS: (ug/L or ug/Kg) µG/L	Q
1330-20-7	Xylene (Total)	120	
100-42-5	Styrene	42	
75-25-2	Bromoform	43	
98-82-8	Isopropylbenzene	40	
79-34-5	1,1,2,2-Tetrachloroethane	45	
103-65-1	n-Propylbenzene	43	
108-67-8	1,3,5-Trimethylbenzene	41	
98-06-6	tert-Butylbenzene	41	
95-63-6	1,2,4-Trimethylbenzene	42	
135-98-8	sec-Butylbenzene	41	
99-87-6	4-Isopropyltoluene	41	
541-73-1	1,3-Dichlorobenzene	42	
106-46-7	1,4-Dichlorobenzene	42	
104-51-8	n-Butylbenzene	42	
95-50-1	1,2-Dichlorobenzene	42	
91-20-3	Naphthalene	44	
110-75-8	2-Chloroethyl vinyl ether	47	

1A - FORM I VOA-1

VOLATILE ORGANICS ANALYSIS DATA SHEET

CLIENT SAMPLE NO.

LCS-55182

Lab Name: MITKEM LABORATORIES Contract:

Lab Code: MITKEM Case No.: J2146 Mod. Ref No.: SDG No.: SJ2146

Matrix: (SOIL/SED/WATER) SOIL Lab Sample ID: LCS-55182

Sample wt/vol: 5.00 (g/mL) G Lab File ID: V2L9175.D

Level: (TRACE/LOW/MED) MED Date Received:

% Moisture: not dec. 0.0 Date Analyzed: 11/01/2010

GC Column: DB-624 ID: 0.25 (mm) Dilution Factor: 1.0

Soil Extract Volume: 5000 (uL) Soil Aliquot Volume: 100.00 (uL)

Purge Volume: 5.0 (mL)

CAS NO.	COMPOUND	CONCENTRATION UNITS: (ug/L or ug/Kg) µG/KG	Q
74-87-3	Chloromethane	2400	
75-01-4	Vinyl chloride	2300	
74-83-9	Bromomethane	2400	
75-00-3	Chloroethane	2300	
75-69-4	Trichlorofluoromethane	2700	
75-35-4	1,1-Dichloroethene	2300	
67-64-1	Acetone	2500	
75-15-0	Carbon disulfide	2300	
75-09-2	Methylene chloride	2400	
156-60-5	trans-1,2-Dichloroethene	2300	
1634-04-4	Methyl tert-butyl ether	2500	
75-34-3	1,1-Dichloroethane	2400	
108-05-4	Vinyl acetate	2500	
78-93-3	2-Butanone	2600	
156-59-2	cis-1,2-Dichloroethene	2400	
67-66-3	Chloroform	2400	
71-55-6	1,1,1-Trichloroethane	2400	
56-23-5	Carbon tetrachloride	2300	
107-06-2	1,2-Dichloroethane	2500	
71-43-2	Benzene	2400	
79-01-6	Trichloroethene	2400	
78-87-5	1,2-Dichloropropane	2400	
75-27-4	Bromodichloromethane	2400	
10061-01-5	cis-1,3-Dichloropropene	2500	
108-10-1	4-Methyl-2-pentanone	2600	
108-88-3	Toluene	2400	
10061-02-6	trans-1,3-Dichloropropene	2600	
79-00-5	1,1,2-Trichloroethane	2500	
127-18-4	Tetrachloroethene	2300	
591-78-6	2-Hexanone	2500	
124-48-1	Dibromochloromethane	2400	
108-90-7	Chlorobenzene	2400	
100-41-4	Ethylbenzene	2500	
1330-20-7	m,p-Xylene	4800	
95-47-6	o-Xylene	2300	

1B - FORM I VOA-2

VOLATILE ORGANICS ANALYSIS DATA SHEET

CLIENT SAMPLE NO.

LCS-55182

Lab Name: MITKEM LABORATORIES Contract:

Lab Code: MITKEM Case No.: J2146 Mod. Ref No.: SDG No.: SJ2146

Matrix: (SOIL/SED/WATER) SOIL Lab Sample ID: LCS-55182

Sample wt/vol: 5.00 (g/mL) G Lab File ID: V2L9175.D

Level: (TRACE/LOW/MED) MED Date Received:

% Moisture: not dec. 0.0 Date Analyzed: 11/01/2010

GC Column: DB-624 ID: 0.25 (mm) Dilution Factor: 1.0

Soil Extract Volume: 5000 (uL) Soil Aliquot Volume: 100.00 (uL)

Purge Volume: 5.0 (mL)

CAS NO.	COMPOUND	CONCENTRATION UNITS: (ug/L or ug/Kg) µG/KG	Q
1330-20-7	Xylene (Total)	7100	
100-42-5	Styrene	2400	
75-25-2	Bromoform	2400	
98-82-8	Isopropylbenzene	2300	
79-34-5	1,1,2,2-Tetrachloroethane	2600	
103-65-1	n-Propylbenzene	2500	
108-67-8	1,3,5-Trimethylbenzene	2500	
98-06-6	tert-Butylbenzene	2400	
95-63-6	1,2,4-Trimethylbenzene	2500	
135-98-8	sec-Butylbenzene	2500	
99-87-6	4-Isopropyltoluene	2500	
541-73-1	1,3-Dichlorobenzene	2400	
106-46-7	1,4-Dichlorobenzene	2400	
104-51-8	n-Butylbenzene	2500	
95-50-1	1,2-Dichlorobenzene	2500	
91-20-3	Naphthalene	2600	
110-75-8	2-Chloroethyl vinyl ether	2800	

1A - FORM I VOA-1

VOLATILE ORGANICS ANALYSIS DATA SHEET

CLIENT SAMPLE NO.

LCS-55205

Lab Name: MITKEM LABORATORIES Contract:

Lab Code: MITKEM Case No.: J2146 Mod. Ref No.: SDG No.: SJ2146

Matrix: (SOIL/SED/WATER) WATER Lab Sample ID: LCS-55205

Sample wt/vol: 5.00 (g/mL) ML Lab File ID: V2L9203.D

Level: (TRACE/LOW/MED) LOW Date Received:

% Moisture: not dec. Date Analyzed: 11/02/2010

GC Column: DB-624 ID: 0.25 (mm) Dilution Factor: 1.0

Soil Extract Volume: (uL) Soil Aliquot Volume: (uL)

Purge Volume: 5.0 (mL)

CAS NO.	COMPOUND	CONCENTRATION UNITS: (ug/L or ug/Kg) µG/L	Q
74-87-3	Chloromethane	44	
75-01-4	Vinyl chloride	46	
74-83-9	Bromomethane	45	
75-00-3	Chloroethane	45	
75-69-4	Trichlorofluoromethane	52	
75-35-4	1,1-Dichloroethene	45	
67-64-1	Acetone	54	
75-15-0	Carbon disulfide	46	
75-09-2	Methylene chloride	46	
156-60-5	trans-1,2-Dichloroethene	45	
1634-04-4	Methyl tert-butyl ether	49	
75-34-3	1,1-Dichloroethane	46	
108-05-4	Vinyl acetate	49	
78-93-3	2-Butanone	52	
156-59-2	cis-1,2-Dichloroethene	47	
67-66-3	Chloroform	48	
71-55-6	1,1,1-Trichloroethane	48	
56-23-5	Carbon tetrachloride	47	
107-06-2	1,2-Dichloroethane	49	
71-43-2	Benzene	48	
79-01-6	Trichloroethene	49	
78-87-5	1,2-Dichloropropane	49	
75-27-4	Bromodichloromethane	49	
10061-01-5	cis-1,3-Dichloropropene	51	
108-10-1	4-Methyl-2-pentanone	51	
108-88-3	Toluene	49	
10061-02-6	trans-1,3-Dichloropropene	52	
79-00-5	1,1,2-Trichloroethane	50	
127-18-4	Tetrachloroethene	47	
591-78-6	2-Hexanone	53	
124-48-1	Dibromochloromethane	49	
108-90-7	Chlorobenzene	48	
100-41-4	Ethylbenzene	51	
1330-20-7	m,p-Xylene	100	
95-47-6	o-Xylene	50	

1B - FORM I VOA-2

VOLATILE ORGANICS ANALYSIS DATA SHEET

CLIENT SAMPLE NO.

LCS-55205

Lab Name: MITKEM LABORATORIES Contract:

Lab Code: MITKEM Case No.: J2146 Mod. Ref No.: SDG No.: SJ2146

Matrix: (SOIL/SED/WATER) WATER Lab Sample ID: LCS-55205

Sample wt/vol: 5.00 (g/mL) ML Lab File ID: V2L9203.D

Level: (TRACE/LOW/MED) LOW Date Received:

% Moisture: not dec. Date Analyzed: 11/02/2010

GC Column: DB-624 ID: 0.25 (mm) Dilution Factor: 1.0

Soil Extract Volume: (uL) Soil Aliquot Volume: (uL)

Purge Volume: 5.0 (mL)

CAS NO.	COMPOUND	CONCENTRATION UNITS: (ug/L or ug/Kg) µG/L	Q
1330-20-7	Xylene (Total)	150	
100-42-5	Styrene	51	
75-25-2	Bromoform	51	
98-82-8	Isopropylbenzene	49	
79-34-5	1,1,2,2-Tetrachloroethane	49	
103-65-1	n-Propylbenzene	50	
108-67-8	1,3,5-Trimethylbenzene	49	
98-06-6	tert-Butylbenzene	48	
95-63-6	1,2,4-Trimethylbenzene	50	
135-98-8	sec-Butylbenzene	48	
99-87-6	4-Isopropyltoluene	48	
541-73-1	1,3-Dichlorobenzene	48	
106-46-7	1,4-Dichlorobenzene	48	
104-51-8	n-Butylbenzene	49	
95-50-1	1,2-Dichlorobenzene	48	
91-20-3	Naphthalene	49	
110-75-8	2-Chloroethyl vinyl ether	54	

1A - FORM I VOA-1

VOLATILE ORGANICS ANALYSIS DATA SHEET

CLIENT SAMPLE NO.

LCS-55104

Lab Name: MITKEM LABORATORIES Contract:

Lab Code: MITKEM Case No.: J2146 Mod. Ref No.: SDG No.: SJ2146

Matrix: (SOIL/SED/WATER) SOIL Lab Sample ID: LCS-55104

Sample wt/vol: 5.00 (g/mL) G Lab File ID: V6H7143.D

Level: (TRACE/LOW/MED) LOW Date Received:

% Moisture: not dec. 0.0 Date Analyzed: 10/28/2010

GC Column: DB-624 ID: 0.25 (mm) Dilution Factor: 1.0

Soil Extract Volume: (uL) Soil Aliquot Volume: (uL)

Purge Volume: 10.0 (mL)

CAS NO.	COMPOUND	CONCENTRATION UNITS: (ug/L or ug/Kg) µG/KG	Q
74-87-3	Chloromethane	51	
75-01-4	Vinyl chloride	41	
74-83-9	Bromomethane	52	
75-00-3	Chloroethane	52	
75-69-4	Trichlorofluoromethane	58	
75-35-4	1,1-Dichloroethene	55	
67-64-1	Acetone	27	
75-15-0	Carbon disulfide	51	
75-09-2	Methylene chloride	54	
156-60-5	trans-1,2-Dichloroethene	52	
1634-04-4	Methyl tert-butyl ether	54	
75-34-3	1,1-Dichloroethane	53	
108-05-4	Vinyl acetate	55	
78-93-3	2-Butanone	44	
156-59-2	cis-1,2-Dichloroethene	54	
67-66-3	Chloroform	53	
71-55-6	1,1,1-Trichloroethane	51	
56-23-5	Carbon tetrachloride	54	
107-06-2	1,2-Dichloroethane	56	
71-43-2	Benzene	52	
79-01-6	Trichloroethene	52	
78-87-5	1,2-Dichloropropane	52	
75-27-4	Bromodichloromethane	54	
10061-01-5	cis-1,3-Dichloropropene	54	
108-10-1	4-Methyl-2-pentanone	50	
108-88-3	Toluene	53	
10061-02-6	trans-1,3-Dichloropropene	55	
79-00-5	1,1,2-Trichloroethane	52	
127-18-4	Tetrachloroethene	57	
591-78-6	2-Hexanone	44	
124-48-1	Dibromochloromethane	56	
108-90-7	Chlorobenzene	55	
100-41-4	Ethylbenzene	58	
1330-20-7	m,p-Xylene	120	
95-47-6	o-Xylene	57	

1B - FORM I VOA-2

VOLATILE ORGANICS ANALYSIS DATA SHEET

CLIENT SAMPLE NO.

LCS-55104

Lab Name: MITKEM LABORATORIES Contract:

Lab Code: MITKEM Case No.: J2146 Mod. Ref No.: SDG No.: SJ2146

Matrix: (SOIL/SED/WATER) SOIL Lab Sample ID: LCS-55104

Sample wt/vol: 5.00 (g/mL) G Lab File ID: V6H7143.D

Level: (TRACE/LOW/MED) LOW Date Received:

% Moisture: not dec. 0.0 Date Analyzed: 10/28/2010

GC Column: DB-624 ID: 0.25 (mm) Dilution Factor: 1.0

Soil Extract Volume: (uL) Soil Aliquot Volume: (uL)

Purge Volume: 10.0 (mL)

CAS NO.	COMPOUND	CONCENTRATION UNITS: (ug/L or ug/Kg) µG/KG	Q
1330-20-7	Xylene (Total)	170	
100-42-5	Styrene	59	
75-25-2	Bromoform	55	
98-82-8	Isopropylbenzene	58	
79-34-5	1,1,2,2-Tetrachloroethane	56	
103-65-1	n-Propylbenzene	61	
108-67-8	1,3,5-Trimethylbenzene	62	
98-06-6	tert-Butylbenzene	62	
95-63-6	1,2,4-Trimethylbenzene	62	
135-98-8	sec-Butylbenzene	63	
99-87-6	4-Isopropyltoluene	62	
541-73-1	1,3-Dichlorobenzene	58	
106-46-7	1,4-Dichlorobenzene	59	
104-51-8	n-Butylbenzene	61	
95-50-1	1,2-Dichlorobenzene	59	
91-20-3	Naphthalene	56	
110-75-8	2-Chloroethyl vinyl ether	53	

1A - FORM I VOA-1

VOLATILE ORGANICS ANALYSIS DATA SHEET

CLIENT SAMPLE NO.

LCSD-55104

Lab Name: MITKEM LABORATORIES Contract:

Lab Code: MITKEM Case No.: J2146 Mod. Ref No.: SDG No.: SJ2146

Matrix: (SOIL/SED/WATER) SOIL Lab Sample ID: LCSD-55104

Sample wt/vol: 5.00 (g/mL) G Lab File ID: V6H7144.D

Level: (TRACE/LOW/MED) LOW Date Received:

% Moisture: not dec. 0.0 Date Analyzed: 10/28/2010

GC Column: DB-624 ID: 0.25 (mm) Dilution Factor: 1.0

Soil Extract Volume: (uL) Soil Aliquot Volume: (uL)

Purge Volume: 10.0 (mL)

CAS NO.	COMPOUND	CONCENTRATION UNITS: (ug/L or ug/Kg) µG/KG	Q
74-87-3	Chloromethane	45	
75-01-4	Vinyl chloride	40	
74-83-9	Bromomethane	45	
75-00-3	Chloroethane	49	
75-69-4	Trichlorofluoromethane	54	
75-35-4	1,1-Dichloroethene	50	
67-64-1	Acetone	49	
75-15-0	Carbon disulfide	48	
75-09-2	Methylene chloride	53	
156-60-5	trans-1,2-Dichloroethene	51	
1634-04-4	Methyl tert-butyl ether	53	
75-34-3	1,1-Dichloroethane	51	
108-05-4	Vinyl acetate	53	
78-93-3	2-Butanone	48	
156-59-2	cis-1,2-Dichloroethene	51	
67-66-3	Chloroform	53	
71-55-6	1,1,1-Trichloroethane	54	
56-23-5	Carbon tetrachloride	55	
107-06-2	1,2-Dichloroethane	54	
71-43-2	Benzene	51	
79-01-6	Trichloroethene	51	
78-87-5	1,2-Dichloropropane	52	
75-27-4	Bromodichloromethane	52	
10061-01-5	cis-1,3-Dichloropropene	54	
108-10-1	4-Methyl-2-pentanone	53	
108-88-3	Toluene	51	
10061-02-6	trans-1,3-Dichloropropene	54	
79-00-5	1,1,2-Trichloroethane	52	
127-18-4	Tetrachloroethene	56	
591-78-6	2-Hexanone	56	
124-48-1	Dibromochloromethane	56	
108-90-7	Chlorobenzene	55	
100-41-4	Ethylbenzene	57	
1330-20-7	m,p-Xylene	110	
95-47-6	o-Xylene	58	

1A - FORM I VOA-1

VOLATILE ORGANICS ANALYSIS DATA SHEET

CLIENT SAMPLE NO.

LCS-55192

Lab Name: MITKEM LABORATORIES Contract:

Lab Code: MITKEM Case No.: J2146 Mod. Ref No.: SDG No.: SJ2146

Matrix: (SOIL/SED/WATER) SOIL Lab Sample ID: LCS-55192

Sample wt/vol: 5.00 (g/mL) G Lab File ID: V6H7221.D

Level: (TRACE/LOW/MED) LOW Date Received:

% Moisture: not dec. 0.0 Date Analyzed: 11/01/2010

GC Column: DB-624 ID: 0.25 (mm) Dilution Factor: 1.0

Soil Extract Volume: (uL) Soil Aliquot Volume: (uL)

Purge Volume: 10.0 (mL)

CAS NO.	COMPOUND	CONCENTRATION UNITS: (ug/L or ug/Kg) µG/KG	Q
74-87-3	Chloromethane	57	
75-01-4	Vinyl chloride	58	
74-83-9	Bromomethane	55	
75-00-3	Chloroethane	60	
75-69-4	Trichlorofluoromethane	56	
75-35-4	1,1-Dichloroethene	57	
67-64-1	Acetone	56	
75-15-0	Carbon disulfide	60	
75-09-2	Methylene chloride	53	B
156-60-5	trans-1,2-Dichloroethene	57	
1634-04-4	Methyl tert-butyl ether	55	
75-34-3	1,1-Dichloroethane	55	
108-05-4	Vinyl acetate	57	
78-93-3	2-Butanone	61	
156-59-2	cis-1,2-Dichloroethene	53	
67-66-3	Chloroform	54	
71-55-6	1,1,1-Trichloroethane	54	
56-23-5	Carbon tetrachloride	55	
107-06-2	1,2-Dichloroethane	51	
71-43-2	Benzene	56	
79-01-6	Trichloroethene	53	
78-87-5	1,2-Dichloropropane	55	
75-27-4	Bromodichloromethane	51	
10061-01-5	cis-1,3-Dichloropropene	55	
108-10-1	4-Methyl-2-pentanone	60	
108-88-3	Toluene	56	
10061-02-6	trans-1,3-Dichloropropene	53	
79-00-5	1,1,2-Trichloroethane	55	
127-18-4	Tetrachloroethene	55	
591-78-6	2-Hexanone	60	
124-48-1	Dibromochloromethane	54	
108-90-7	Chlorobenzene	55	
100-41-4	Ethylbenzene	58	
1330-20-7	m,p-Xylene	120	
95-47-6	o-Xylene	58	

1B - FORM I VOA-2

VOLATILE ORGANICS ANALYSIS DATA SHEET

CLIENT SAMPLE NO.

LCS-55192

Lab Name: MITKEM LABORATORIES Contract:

Lab Code: MITKEM Case No.: J2146 Mod. Ref No.: SDG No.: SJ2146

Matrix: (SOIL/SED/WATER) SOIL Lab Sample ID: LCS-55192

Sample wt/vol: 5.00 (g/mL) G Lab File ID: V6H7221.D

Level: (TRACE/LOW/MED) LOW Date Received:

% Moisture: not dec. 0.0 Date Analyzed: 11/01/2010

GC Column: DB-624 ID: 0.25 (mm) Dilution Factor: 1.0

Soil Extract Volume: (uL) Soil Aliquot Volume: (uL)

Purge Volume: 10.0 (mL)

CAS NO.	COMPOUND	CONCENTRATION UNITS: (ug/L or ug/Kg) µG/KG	Q
1330-20-7	Xylene (Total)	170	
100-42-5	Styrene	56	
75-25-2	Bromoform	52	
98-82-8	Isopropylbenzene	58	
79-34-5	1,1,2,2-Tetrachloroethane	59	
103-65-1	n-Propylbenzene	58	
108-67-8	1,3,5-Trimethylbenzene	59	
98-06-6	tert-Butylbenzene	59	
95-63-6	1,2,4-Trimethylbenzene	58	
135-98-8	sec-Butylbenzene	60	
99-87-6	4-Isopropyltoluene	61	
541-73-1	1,3-Dichlorobenzene	55	
106-46-7	1,4-Dichlorobenzene	55	
104-51-8	n-Butylbenzene	60	
95-50-1	1,2-Dichlorobenzene	54	
91-20-3	Naphthalene	55	
110-75-8	2-Chloroethyl vinyl ether	56	

1A - FORM I VOA-1

VOLATILE ORGANICS ANALYSIS DATA SHEET

CLIENT SAMPLE NO.

LCSD-55192

Lab Name: MITKEM LABORATORIES Contract:

Lab Code: MITKEM Case No.: J2146 Mod. Ref No.: SDG No.: SJ2146

Matrix: (SOIL/SED/WATER) SOIL Lab Sample ID: LCSD-55192

Sample wt/vol: 5.00 (g/mL) G Lab File ID: V6H7222.D

Level: (TRACE/LOW/MED) LOW Date Received:

% Moisture: not dec. 0.0 Date Analyzed: 11/01/2010

GC Column: DB-624 ID: 0.25 (mm) Dilution Factor: 1.0

Soil Extract Volume: (uL) Soil Aliquot Volume: (uL)

Purge Volume: 10.0 (mL)

CAS NO.	COMPOUND	CONCENTRATION UNITS: (ug/L or ug/Kg) µG/KG	Q
74-87-3	Chloromethane	49	
75-01-4	Vinyl chloride	52	
74-83-9	Bromomethane	47	
75-00-3	Chloroethane	52	
75-69-4	Trichlorofluoromethane	50	
75-35-4	1,1-Dichloroethene	50	
67-64-1	Acetone	50	
75-15-0	Carbon disulfide	51	
75-09-2	Methylene chloride	51	B
156-60-5	trans-1,2-Dichloroethene	51	
1634-04-4	Methyl tert-butyl ether	51	
75-34-3	1,1-Dichloroethane	50	
108-05-4	Vinyl acetate	50	
78-93-3	2-Butanone	52	
156-59-2	cis-1,2-Dichloroethene	51	
67-66-3	Chloroform	49	
71-55-6	1,1,1-Trichloroethane	51	
56-23-5	Carbon tetrachloride	50	
107-06-2	1,2-Dichloroethane	50	
71-43-2	Benzene	51	
79-01-6	Trichloroethene	51	
78-87-5	1,2-Dichloropropane	50	
75-27-4	Bromodichloromethane	49	
10061-01-5	cis-1,3-Dichloropropene	50	
108-10-1	4-Methyl-2-pentanone	55	
108-88-3	Toluene	52	
10061-02-6	trans-1,3-Dichloropropene	50	
79-00-5	1,1,2-Trichloroethane	53	
127-18-4	Tetrachloroethene	49	
591-78-6	2-Hexanone	56	
124-48-1	Dibromochloromethane	51	
108-90-7	Chlorobenzene	52	
100-41-4	Ethylbenzene	52	
1330-20-7	m,p-Xylene	110	
95-47-6	o-Xylene	52	

1B - FORM I VOA-2

VOLATILE ORGANICS ANALYSIS DATA SHEET

CLIENT SAMPLE NO.

LCSD-55192

Lab Name: MITKEM LABORATORIES Contract:

Lab Code: MITKEM Case No.: J2146 Mod. Ref No.: SDG No.: SJ2146

Matrix: (SOIL/SED/WATER) SOIL Lab Sample ID: LCSD-55192

Sample wt/vol: 5.00 (g/mL) G Lab File ID: V6H7222.D

Level: (TRACE/LOW/MED) LOW Date Received:

% Moisture: not dec. 0.0 Date Analyzed: 11/01/2010

GC Column: DB-624 ID: 0.25 (mm) Dilution Factor: 1.0

Soil Extract Volume: (uL) Soil Aliquot Volume: (uL)

Purge Volume: 10.0 (mL)

CAS NO.	COMPOUND	CONCENTRATION UNITS: (ug/L or ug/Kg) µG/KG	Q
1330-20-7	Xylene (Total)	160	
100-42-5	Styrene	53	
75-25-2	Bromoform	52	
98-82-8	Isopropylbenzene	54	
79-34-5	1,1,2,2-Tetrachloroethane	54	
103-65-1	n-Propylbenzene	54	
108-67-8	1,3,5-Trimethylbenzene	54	
98-06-6	tert-Butylbenzene	54	
95-63-6	1,2,4-Trimethylbenzene	54	
135-98-8	sec-Butylbenzene	55	
99-87-6	4-Isopropyltoluene	55	
541-73-1	1,3-Dichlorobenzene	52	
106-46-7	1,4-Dichlorobenzene	53	
104-51-8	n-Butylbenzene	55	
95-50-1	1,2-Dichlorobenzene	52	
91-20-3	Naphthalene	55	
110-75-8	2-Chloroethyl vinyl ether	50	

1E - FORM I SV-2

SEMIVOLATILE ORGANICS ANALYSIS DATA SHEET

EPA SAMPLE NO.

690-BW-5-0

Lab Name: MITKEM LABORATORIES Contract:

Lab Code: MITKEM Case No.: J2146 Mod. Ref No.: SDG No.: SJ2146

Matrix: (SOIL/SED/WATER) WATER Lab Sample ID: J2146-01C

Sample wt/vol: 1000 (g/mL) ML Lab File ID: S3G9873.D

Level: (LOW/MED) LOW Extraction: (Type) SEPF

% Moisture: Decanted: (Y/N) Date Received: 10/26/2010

Concentrated Extract Volume: 1000 (uL) Date Extracted: 10/27/2010

Injection Volume: 1.0 (uL) GPC Factor: 1.00 Date Analyzed: 11/02/2010

GPC Cleanup: (Y/N) N pH: Dilution Factor: 1.0

CAS NO.	COMPOUND	CONCENTRATION UNITS: (ug/L or ug/Kg) UG/L	Q
108-95-2	Phenol	10	~~U~~ R
111-44-4	Bis(2-chloroethyl)ether	10	U
95-57-8	2-Chlorophenol	10	~~U~~ R
541-73-1	1,3-Dichlorobenzene	10	U
106-46-7	1,4-Dichlorobenzene	10	U
95-50-1	1,2-Dichlorobenzene	10	U
95-48-7	2-Methylphenol	10	U
108-60-1	2,2'-oxybis(1-Chloropropane)	10	U
106-44-5	4-Methylphenol	10	U
621-64-7	N-Nitroso-di-n-propylamine	10	U
67-72-1	Hexachloroethane	10	U
98-95-3	Nitrobenzene	10	U
78-59-1	Isophorone	10	U
88-75-5	2-Nitrophenol	10	~~U~~ R
105-67-9	2,4-Dimethylphenol	10	~~U~~ R
120-83-2	2,4-Dichlorophenol	10	~~U~~ R
120-82-1	1,2,4-Trichlorobenzene	10	U
91-20-3	Naphthalene	10	U
106-47-8	4-Chloroaniline	10	U
111-91-1	Bis(2-chloroethoxy)methane	10	U
87-68-3	Hexachlorobutadiene	10	U
59-50-7	4-Chloro-3-methylphenol	10	~~U~~ R
91-57-6	2-Methylnaphthalene	10	U
77-47-4	Hexachlorocyclopentadiene	10	U
88-06-2	2,4,6-Trichlorophenol	10	~~U~~ R
95-95-4	2,4,5-Trichlorophenol	20	~~U~~ R
91-58-7	2-Chloronaphthalene	10	U
88-74-4	2-Nitroaniline	20	U
131-11-3	Dimethylphthalate	10	U
208-96-8	Acenaphthylene	10	U
606-20-2	2,6-Dinitrotoluene	10	U
99-09-2	3-Nitroaniline	20	U
83-32-9	Acenaphthene	10	U
51-28-5	2,4-Dinitrophenol	20	~~U~~ R
100-02-7	4-Nitrophenol	20	~~U~~ R
132-64-9	Dibenzofuran	10	U

1E - FORM I SV-2

SEMIVOLATILE ORGANICS ANALYSIS DATA SHEET

EPA SAMPLE NO.

690-BW-5-0

Lab Name: MITKEM LABORATORIES Contract:

Lab Code: MITKEM Case No.: J2146 Mod. Ref No.: SDG No.: SJ2146

Matrix: (SOIL/SED/WATER) WATER Lab Sample ID: J2146-01C

Sample wt/vol: 1000 (g/mL) ML Lab File ID: S3G9873.D

Level: (LOW/MED) LOW Extraction: (Type) SEPF

% Moisture: Decanted: (Y/N) Date Received: 10/26/2010

Concentrated Extract Volume: 1000 (uL) Date Extracted: 10/27/2010

Injection Volume: 1.0 (uL) GPC Factor: 1.00 Date Analyzed: 11/02/2010

GPC Cleanup: (Y/N) N pH: Dilution Factor: 1.0

CAS NO.	COMPOUND	CONCENTRATION UNITS: (ug/L or ug/Kg) UG/L	Q
121-14-2	2,4-Dinitrotoluene	10	U
84-66-2	Diethylphthalate	10	U
7005-72-3	4-Chlorophenyl-phenylether	10	U
86-73-7	Fluorene	10	U
100-01-6	4-Nitroaniline	20	U
534-52-1	4,6-Dinitro-2-methylphenol	20	~~U~~ R
86-30-6	N-Nitrosodiphenylamine	10	U
101-55-3	4-Bromophenyl-phenylether	10	U
118-74-1	Hexachlorobenzene	10	U
87-86-5	Pentachlorophenol	20	~~U~~ R
85-01-8	Phenanthrene	10	U
120-12-7	Anthracene	10	U
86-74-8	Carbazole	10	U
84-74-2	Di-n-butylphthalate	10	U
206-44-0	Fluoranthene	10	U
129-00-0	Pyrene	10	U
85-68-7	Butylbenzylphthalate	10	U
91-94-1	3,3'-Dichlorobenzidine	10	U J
56-55-3	Benzo(a)anthracene	10	U
218-01-9	Chrysene	10	U
117-81-7	Bis(2-ethylhexyl)phthalate	10	U
117-84-0	Di-n-octylphthalate	10	U
205-99-2	Benzo(b)fluoranthene	10	U
207-08-9	Benzo(k)fluoranthene	10	U
50-32-8	Benzo(a)pyrene	10	U
193-39-5	Indeno(1,2,3-cd)pyrene	10	U
53-70-3	Dibenzo(a,h)anthracene	10	U
191-24-2	Benzo(g,h,i)perylene	10	U

1K - FORM I SV-TIC

SEMIVOLATILE ORGANICS ANALYSIS DATA SHEET

TENTATIVELY IDENTIFIED COMPOUNDS

EPA SAMPLE NO.

690-BW-5-0

Lab Name: MITKEM LABORATORIES Contract:

Lab Code: MITKEM Case No.: J2146 Mod. Ref No.: SDG No.: SJ2146

Matrix: (SOIL/SED/WATER) WATER Lab Sample ID: J2146-01C

Sample wt/vol: 1000 (g/mL) ML Lab File ID: S3G9873.D

Level: (TRACE or LOW/MED) LOW Extraction: (Type) SEPF

% Moisture: Decanted: (Y/N) Date Received: 10/26/2010

Concentrated Extract Volume: 1000 (uL) Date Extracted: 10/27/2010

Injection Volume: 1.0 (uL) GPC Factor: 1.00 Date Analyzed: 11/02/2010

GPC Cleanup: (Y/N) N pH: Dilution Factor: 1.0

CONCENTRATION UNITS: (ug/L or ug/Kg) UG/L

CAS NUMBER	COMPOUND NAME	RT	EST. CONC.	Q
E96679[2]	Total Alkanes	N/A		

[2]EPA-designated Registry Number.

1D - FORM I SV-1

SEMIVOLATILE ORGANICS ANALYSIS DATA SHEET

CLIENT SAMPLE NO.

690-BW-5-0RX

Lab Name: MITKEM LABORATORIES Contract:

Lab Code: MITKEM Case No.: J2146 Mod. Ref No.: SDG No.: SJ2146

Matrix: (SOIL/SED/WATER) WATER Lab Sample ID: J2146-01CRE

Sample wt/vol: 1000 (g/mL) ML Lab File ID: S1G2625.D

Level: (LOW/MED) LOW Extraction: (Type) SEPF

% Moisture: Decanted: (Y/N) Date Received: 10/26/2010

Concentrated Extract Volume: 1000 (uL) Date Extracted: 11/03/2010

Injection Volume: 1.0 (uL) GPC Factor: 1.00 Date Analyzed: 11/05/2010

GPC Cleanup: (Y/N) N pH: Dilution Factor: 1.0

CAS NO.	COMPOUND	CONCENTRATION UNITS: (ug/L or ug/Kg) UG/L	Q *
108-95-2	Phenol	10	U
111-44-4	Bis(2-chloroethyl)ether	10	U
95-57-8	2-Chlorophenol	10	U
541-73-1	1,3-Dichlorobenzene	10	U
106-46-7	1,4-Dichlorobenzene	10	U
95-50-1	1,2-Dichlorobenzene	10	U
95-48-7	2-Methylphenol	10	U
108-60-1	2,2'-oxybis(1-Chloropropane)	10	U
106-44-5	4-Methylphenol	10	U
621-64-7	N-Nitroso-di-n-propylamine	10	U
67-72-1	Hexachloroethane	10	U
98-95-3	Nitrobenzene	10	U
78-59-1	Isophorone	10	U
88-75-5	2-Nitrophenol	10	U
105-67-9	2,4-Dimethylphenol	10	U
120-83-2	2,4-Dichlorophenol	10	U
120-82-1	1,2,4-Trichlorobenzene	10	U
91-20-3	Naphthalene	10	U
106-47-8	4-Chloroaniline	10	U
111-91-1	Bis(2-chloroethoxy)methane	10	U
87-68-3	Hexachlorobutadiene	10	U
59-50-7	4-Chloro-3-methylphenol	10	U
91-57-6	2-Methylnaphthalene	10	U
77-47-4	Hexachlorocyclopentadiene	10	U
88-06-2	2,4,6-Trichlorophenol	10	U
95-95-4	2,4,5-Trichlorophenol	20	U
91-58-7	2-Chloronaphthalene	10	U
88-74-4	2-Nitroaniline	20	U
131-11-3	Dimethylphthalate	10	U
208-96-8	Acenaphthylene	10	U
606-20-2	2,6-Dinitrotoluene	10	U
99-09-2	3-Nitroaniline	20	U
83-32-9	Acenaphthene	10	U
51-28-5	2,4-Dinitrophenol	20	U
100-02-7	4-Nitrophenol	20	U
132-64-9	Dibenzofuran	10	U

s10.10.18.A

SW846

* all target analytes should be qualified as 'UJ'

0413

1E - FORM I SV-2

SEMIVOLATILE ORGANICS ANALYSIS DATA SHEET

CLIENT SAMPLE NO.

690-BW-5-0RX

Lab Name: MITKEM LABORATORIES Contract:

Lab Code: MITKEM Case No.: J2146 Mod. Ref No.: SDG No.: SJ2146

Matrix: (SOIL/SED/WATER) WATER Lab Sample ID: J2146-01CRE

Sample wt/vol: 1000 (g/mL) ML Lab File ID: S1G2625.D

Level: (LOW/MED) LOW Extraction: (Type) SEPF

% Moisture: Decanted: (Y/N) Date Received: 10/26/2010

Concentrated Extract Volume: 1000 (uL) Date Extracted: 11/03/2010

Injection Volume: 1.0 (uL) GPC Factor: 1.00 Date Analyzed: 11/05/2010

GPC Cleanup: (Y/N) N pH: Dilution Factor: 1.0

CAS NO.	COMPOUND	CONCENTRATION UNITS: (ug/L or ug/Kg) UG/L	Q*
121-14-2	2,4-Dinitrotoluene	10	U
84-66-2	Diethylphthalate	10	U
7005-72-3	4-Chlorophenyl-phenylether	10	U
86-73-7	Fluorene	10	U
100-01-6	4-Nitroaniline	20	U
534-52-1	4,6-Dinitro-2-methylphenol	20	U
86-30-6	N-Nitrosodiphenylamine	10	U
101-55-3	4-Bromophenyl-phenylether	10	U
118-74-1	Hexachlorobenzene	10	U
87-86-5	Pentachlorophenol	20	U
85-01-8	Phenanthrene	10	U
120-12-7	Anthracene	10	U
86-74-8	Carbazole	10	U
84-74-2	Di-n-butylphthalate	10	U
206-44-0	Fluoranthene	10	U
129-00-0	Pyrene	10	U
85-68-7	Butylbenzylphthalate	10	U
91-94-1	3,3'-Dichlorobenzidine	10	U
56-55-3	Benzo(a)anthracene	10	U
218-01-9	Chrysene	10	U
117-81-7	Bis(2-ethylhexyl)phthalate	10	U
117-84-0	Di-n-octylphthalate	10	U
205-99-2	Benzo(b)fluoranthene	10	U
207-08-9	Benzo(k)fluoranthene	10	U
50-32-8	Benzo(a)pyrene	10	U
193-39-5	Indeno(1,2,3-cd)pyrene	10	U
53-70-3	Dibenzo(a,h)anthracene	10	U
191-24-2	Benzo(g,h,i)perylene	10	U

* all target analytes should be qualified as 'UJ'

1K - FORM I SV-TIC

SEMIVOLATILE ORGANICS ANALYSIS DATA SHEET

TENTATIVELY IDENTIFIED COMPOUNDS

CLIENT SAMPLE NO.

690-BW-5-0RX

Lab Name: MITKEM LABORATORIES Contract:

Lab Code: MITKEM Case No.: J2146 Mod. Ref No.: SDG No.: SJ2146

Matrix: (SOIL/SED/WATER) WATER Lab Sample ID: J2146-01CRE

Sample wt/vol: 1000 (g/mL) ML Lab File ID: S1G2625.D

Level: (TRACE or LOW/MED) LOW Extraction: (Type) SEPF

% Moisture: Decanted: (Y/N) Date Received: 10/26/2010

Concentrated Extract Volume: 1000 (uL) Date Extracted: 11/03/2010

Injection Volume: 1.0 (uL) GPC Factor: 1.00 Date Analyzed: 11/05/2010

GPC Cleanup: (Y/N) N pH: Dilution Factor: 1.0

CONCENTRATION UNITS: (ug/L or ug/Kg) UG/L

	CAS NUMBER	COMPOUND NAME	RT	EST. CONC.	Q
01		Unknown-01	10.401	7.3	J
02		Unknown-02	10.499	6.2	J
	E96679E [2]	Total Alkanes	N/A		

[2]EPA-designated Registry Number.

1D - FORM I SV-1

SEMIVOLATILE ORGANICS ANALYSIS DATA SHEET

CLIENT SAMPLE NO.

MB-55265

Lab Name: MITKEM LABORATORIES Contract:

Lab Code: MITKEM Case No.: J2146 Mod. Ref No.: SDG No.: SJ2146

Matrix: (SOIL/SED/WATER) WATER Lab Sample ID: MB-55265

Sample wt/vol: 1000 (g/mL) ML Lab File ID: S1G2658.D

Level: (LOW/MED) LOW Extraction: (Type) SEPF

% Moisture: Decanted: (Y/N) Date Received:

Concentrated Extract Volume: 1000 (uL) Date Extracted: 11/03/2010

Injection Volume: 1.0 (uL) GPC Factor: 1.00 Date Analyzed: 11/06/2010

GPC Cleanup: (Y/N) N pH: Dilution Factor: 1.0

CAS NO.	COMPOUND	CONCENTRATION UNITS: (ug/L or ug/Kg) UG/L	Q
108-95-2	Phenol	10	U
111-44-4	Bis(2-chloroethyl)ether	10	U
95-57-8	2-Chlorophenol	10	U
541-73-1	1,3-Dichlorobenzene	10	U
106-46-7	1,4-Dichlorobenzene	10	U
95-50-1	1,2-Dichlorobenzene	10	U
95-48-7	2-Methylphenol	10	U
108-60-1	2,2'-oxybis(1-Chloropropane)	10	U
106-44-5	4-Methylphenol	10	U
621-64-7	N-Nitroso-di-n-propylamine	10	U
67-72-1	Hexachloroethane	10	U
98-95-3	Nitrobenzene	10	U
78-59-1	Isophorone	10	U
88-75-5	2-Nitrophenol	10	U
105-67-9	2,4-Dimethylphenol	10	U
120-83-2	2,4-Dichlorophenol	10	U
120-82-1	1,2,4-Trichlorobenzene	10	U
91-20-3	Naphthalene	10	U
106-47-8	4-Chloroaniline	10	U
111-91-1	Bis(2-chloroethoxy)methane	10	U
87-68-3	Hexachlorobutadiene	10	U
59-50-7	4-Chloro-3-methylphenol	10	U
91-57-6	2-Methylnaphthalene	10	U
77-47-4	Hexachlorocyclopentadiene	10	U
88-06-2	2,4,6-Trichlorophenol	10	U
95-95-4	2,4,5-Trichlorophenol	20	U
91-58-7	2-Chloronaphthalene	10	U
88-74-4	2-Nitroaniline	20	U
131-11-3	Dimethylphthalate	10	U
208-96-8	Acenaphthylene	10	U
606-20-2	2,6-Dinitrotoluene	10	U
99-09-2	3-Nitroaniline	20	U
83-32-9	Acenaphthene	10	U
51-28-5	2,4-Dinitrophenol	20	U
100-02-7	4-Nitrophenol	20	U
132-64-9	Dibenzofuran	10	U

1E - FORM I SV-2

SEMIVOLATILE ORGANICS ANALYSIS DATA SHEET

CLIENT SAMPLE NO.

MB-55265

Lab Name: MITKEM LABORATORIES Contract:

Lab Code: MITKEM Case No.: J2146 Mod. Ref No.: SDG No.: SJ2146

Matrix: (SOIL/SED/WATER) WATER Lab Sample ID: MB-55265

Sample wt/vol: 1000 (g/mL) ML Lab File ID: S1G2658.D

Level: (LOW/MED) LOW Extraction: (Type) SEPF

% Moisture: Decanted: (Y/N) Date Received:

Concentrated Extract Volume: 1000 (uL) Date Extracted: 11/03/2010

Injection Volume: 1.0 (uL) GPC Factor: 1.00 Date Analyzed: 11/06/2010

GPC Cleanup: (Y/N) N pH: Dilution Factor: 1.0

CAS NO.	COMPOUND	CONCENTRATION UNITS: (ug/L or ug/Kg) UG/L	Q
121-14-2	2,4-Dinitrotoluene	10	U
84-66-2	Diethylphthalate	10	U
7005-72-3	4-Chlorophenyl-phenylether	10	U
86-73-7	Fluorene	10	U
100-01-6	4-Nitroaniline	20	U
534-52-1	4,6-Dinitro-2-methylphenol	20	U
86-30-6	N-Nitrosodiphenylamine	10	U
101-55-3	4-Bromophenyl-phenylether	10	U
118-74-1	Hexachlorobenzene	10	U
87-86-5	Pentachlorophenol	20	U
85-01-8	Phenanthrene	10	U
120-12-7	Anthracene	10	U
86-74-8	Carbazole	10	U
84-74-2	Di-n-butylphthalate	10	U
206-44-0	Fluoranthene	10	U
129-00-0	Pyrene	10	U
85-68-7	Butylbenzylphthalate	10	U
91-94-1	3,3'-Dichlorobenzidine	10	U
56-55-3	Benzo(a)anthracene	10	U
218-01-9	Chrysene	10	U
117-81-7	Bis(2-ethylhexyl)phthalate	10	U
117-84-0	Di-n-octylphthalate	10	U
205-99-2	Benzo(b)fluoranthene	10	U
207-08-9	Benzo(k)fluoranthene	10	U
50-32-8	Benzo(a)pyrene	10	U
193-39-5	Indeno(1,2,3-cd)pyrene	10	U
53-70-3	Dibenzo(a,h)anthracene	10	U
191-24-2	Benzo(g,h,i)perylene	10	U

1K - FORM I SV-TIC

SEMIVOLATILE ORGANICS ANALYSIS DATA SHEET

TENTATIVELY IDENTIFIED COMPOUNDS

CLIENT SAMPLE NO.

MB-55265

Lab Name: MITKEM LABORATORIES Contract:

Lab Code: MITKEM Case No.: J2146 Mod. Ref No.: SDG No.: SJ2146

Matrix: (SOIL/SED/WATER) WATER Lab Sample ID: MB-55265

Sample wt/vol: 1000 (g/mL) ML Lab File ID: S1G2658.D

Level: (TRACE or LOW/MED) LOW Extraction: (Type) SEPF

% Moisture: Decanted: (Y/N) Date Received:

Concentrated Extract Volume: 1000 (uL) Date Extracted: 11/03/2010

Injection Volume: 1.0 (uL) GPC Factor: 1.00 Date Analyzed: 11/06/2010

GPC Cleanup: (Y/N) N pH: Dilution Factor: 1.0

CONCENTRATION UNITS: (ug/L or ug/Kg) UG/L

CAS NUMBER	COMPOUND NAME	RT	EST. CONC.	Q
E966796[2]	Total Alkanes	N/A		

[2]EPA-designated Registry Number.

1D - FORM I SV-1

SEMIVOLATILE ORGANICS ANALYSIS DATA SHEET

CLIENT SAMPLE NO.

MB-55059

Lab Name: MITKEM LABORATORIES Contract:

Lab Code: MITKEM Case No.: J2146 Mod. Ref No.: SDG No.: SJ2146

Matrix: (SOIL/SED/WATER) WATER Lab Sample ID: MB-55059

Sample wt/vol: 1000 (g/mL) ML Lab File ID: S3G9868.D

Level: (LOW/MED) LOW Extraction: (Type) SEPF

% Moisture: Decanted: (Y/N) Date Received:

Concentrated Extract Volume: 1000 (uL) Date Extracted: 10/27/2010

Injection Volume: 1.0 (uL) GPC Factor: 1.00 Date Analyzed: 11/02/2010

GPC Cleanup: (Y/N) N pH: Dilution Factor: 1.0

CAS NO.	COMPOUND	CONCENTRATION UNITS: (ug/L or ug/Kg) UG/L	Q
108-95-2	Phenol	10	~~U~~ R
111-44-4	Bis(2-chloroethyl)ether	10	U
95-57-8	2-Chlorophenol	10	~~U~~ R
541-73-1	1,3-Dichlorobenzene	10	U
106-46-7	1,4-Dichlorobenzene	10	U
95-50-1	1,2-Dichlorobenzene	10	U
95-48-7	2-Methylphenol	10	U
108-60-1	2,2´-oxybis(1-Chloropropane)	10	U
106-44-5	4-Methylphenol	10	U
621-64-7	N-Nitroso-di-n-propylamine	10	U
67-72-1	Hexachloroethane	10	U
98-95-3	Nitrobenzene	10	U
78-59-1	Isophorone	10	U
88-75-5	2-Nitrophenol	10	~~U~~ R
105-67-9	2,4-Dimethylphenol	10	~~U~~ R
120-83-2	2,4-Dichlorophenol	10	~~U~~ R
120-82-1	1,2,4-Trichlorobenzene	10	U
91-20-3	Naphthalene	10	U
106-47-8	4-Chloroaniline	10	U
111-91-1	Bis(2-chloroethoxy)methane	10	U
87-68-3	Hexachlorobutadiene	10	U
59-50-7	4-Chloro-3-methylphenol	10	~~U~~ R
91-57-6	2-Methylnaphthalene	10	U
77-47-4	Hexachlorocyclopentadiene	10	U
88-06-2	2,4,6-Trichlorophenol	10	~~U~~ R
95-95-4	2,4,5-Trichlorophenol	20	~~U~~ R
91-58-7	2-Chloronaphthalene	10	U
88-74-4	2-Nitroaniline	20	U
131-11-3	Dimethylphthalate	10	U
208-96-8	Acenaphthylene	10	U
606-20-2	2,6-Dinitrotoluene	10	U
99-09-2	3-Nitroaniline	20	U
83-32-9	Acenaphthene	10	U
51-28-5	2,4-Dinitrophenol	20	~~U~~ R
100-02-7	4-Nitrophenol	20	~~U~~ R
132-64-9	Dibenzofuran	10	U

1E - FORM I SV-2

SEMIVOLATILE ORGANICS ANALYSIS DATA SHEET

CLIENT SAMPLE NO.

MB-55059

Lab Name: MITKEM LABORATORIES Contract:

Lab Code: MITKEM Case No.: J2146 Mod. Ref No.: SDG No.: SJ2146

Matrix: (SOIL/SED/WATER) WATER Lab Sample ID: MB-55059

Sample wt/vol: 1000 (g/mL) ML Lab File ID: S3G9868.D

Level: (LOW/MED) LOW Extraction: (Type) SEPF

% Moisture: Decanted: (Y/N) Date Received:

Concentrated Extract Volume: 1000 (uL) Date Extracted: 10/27/2010

Injection Volume: 1.0 (uL) GPC Factor: 1.00 Date Analyzed: 11/02/2010

GPC Cleanup: (Y/N) N pH: Dilution Factor: 1.0

CAS NO.	COMPOUND	CONCENTRATION UNITS: (ug/L or ug/Kg) UG/L	Q
121-14-2	2,4-Dinitrotoluene	10	U
84-66-2	Diethylphthalate	10	U
7005-72-3	4-Chlorophenyl-phenylether	10	U
86-73-7	Fluorene	10	U
100-01-6	4-Nitroaniline	20	U
534-52-1	4,6-Dinitro-2-methylphenol	20	~~U~~ R
86-30-6	N-Nitrosodiphenylamine	10	U
101-55-3	4-Bromophenyl-phenylether	10	U
118-74-1	Hexachlorobenzene	10	U
87-86-5	Pentachlorophenol	20	~~U~~ R
85-01-8	Phenanthrene	10	U
120-12-7	Anthracene	10	U
86-74-8	Carbazole	10	U
84-74-2	Di-n-butylphthalate	10	U
206-44-0	Fluoranthene	10	U
129-00-0	Pyrene	10	U
85-68-7	Butylbenzylphthalate	10	U
91-94-1	3,3'-Dichlorobenzidine	10	U J
56-55-3	Benzo(a)anthracene	10	U
218-01-9	Chrysene	10	U
117-81-7	Bis(2-ethylhexyl)phthalate	10	U
117-84-0	Di-n-octylphthalate	10	U
205-99-2	Benzo(b)fluoranthene	10	U
207-08-9	Benzo(k)fluoranthene	10	U
50-32-8	Benzo(a)pyrene	10	U
193-39-5	Indeno(1,2,3-cd)pyrene	10	U
53-70-3	Dibenzo(a,h)anthracene	10	U
191-24-2	Benzo(g,h,i)perylene	10	U

1K - FORM I SV-TIC

SEMIVOLATILE ORGANICS ANALYSIS DATA SHEET

TENTATIVELY IDENTIFIED COMPOUNDS

CLIENT SAMPLE NO.

MB-55059

Lab Name: MITKEM LABORATORIES Contract:

Lab Code: MITKEM Case No.: J2146 Mod. Ref No.: SDG No.: SJ2146

Matrix: (SOIL/SED/WATER) WATER Lab Sample ID: MB-55059

Sample wt/vol: 1000 (g/mL) ML Lab File ID: S3G9868.D

Level: (TRACE or LOW/MED) LOW Extraction: (Type) SEPF

% Moisture: Decanted: (Y/N) Date Received:

Concentrated Extract Volume: 1000 (uL) Date Extracted: 10/27/2010

Injection Volume: 1.0 (uL) GPC Factor: 1.00 Date Analyzed: 11/02/2010

GPC Cleanup: (Y/N) N pH: Dilution Factor: 1.0

CONCENTRATION UNITS: (ug/L or ug/Kg) UG/L

CAS NUMBER	COMPOUND NAME	RT	EST. CONC.	Q
E96679€ [2]	Total Alkanes	N/A		

[2]EPA-designated Registry Number.

1D - FORM I SV-1

SEMIVOLATILE ORGANICS ANALYSIS DATA SHEET

CLIENT SAMPLE NO.

LCS-55265

Lab Name: MITKEM LABORATORIES Contract:

Lab Code: MITKEM Case No.: J2146 Mod. Ref No.: SDG No.: SJ2146

Matrix: (SOIL/SED/WATER) WATER Lab Sample ID: LCS-55265

Sample wt/vol: 1000 (g/mL) ML Lab File ID: S1G2693.D

Level: (LOW/MED) LOW Extraction: (Type) SEPF

% Moisture: Decanted: (Y/N) Date Received:

Concentrated Extract Volume: 1000 (uL) Date Extracted: 11/03/2010

Injection Volume: 1.0 (uL) GPC Factor: 1.00 Date Analyzed: 11/08/2010

GPC Cleanup: (Y/N) N pH: Dilution Factor: 1.0

CAS NO.	COMPOUND	CONCENTRATION UNITS: (ug/L or ug/Kg) UG/L	Q
108-95-2	Phenol	16	
111-44-4	Bis(2-chloroethyl)ether	40	
95-57-8	2-Chlorophenol	42	
541-73-1	1,3-Dichlorobenzene	43	
106-46-7	1,4-Dichlorobenzene	43	
95-50-1	1,2-Dichlorobenzene	44	
95-48-7	2-Methylphenol	36	
108-60-1	2,2'-oxybis(1-Chloropropane)	37	
106-44-5	4-Methylphenol	36	
621-64-7	N-Nitroso-di-n-propylamine	39	
67-72-1	Hexachloroethane	43	
98-95-3	Nitrobenzene	43	
78-59-1	Isophorone	45	
88-75-5	2-Nitrophenol	49	
105-67-9	2,4-Dimethylphenol	46	
120-83-2	2,4-Dichlorophenol	47	
120-82-1	1,2,4-Trichlorobenzene	47	
91-20-3	Naphthalene	53	
106-47-8	4-Chloroaniline	15	
111-91-1	Bis(2-chloroethoxy)methane	47	
87-68-3	Hexachlorobutadiene	45	
59-50-7	4-Chloro-3-methylphenol	47	
91-57-6	2-Methylnaphthalene	52	
77-47-4	Hexachlorocyclopentadiene	38	
88-06-2	2,4,6-Trichlorophenol	44	
95-95-4	2,4,5-Trichlorophenol	42	
91-58-7	2-Chloronaphthalene	49	
88-74-4	2-Nitroaniline	48	
131-11-3	Dimethylphthalate	51	
208-96-8	Acenaphthylene	52	
606-20-2	2,6-Dinitrotoluene	53	
99-09-2	3-Nitroaniline	15	J
83-32-9	Acenaphthene	50	
51-28-5	2,4-Dinitrophenol	29	
100-02-7	4-Nitrophenol	18	J
132-64-9	Dibenzofuran	48	

1E - FORM I SV-2

SEMIVOLATILE ORGANICS ANALYSIS DATA SHEET

CLIENT SAMPLE NO.

LCS-55265

Lab Name: MITKEM LABORATORIES Contract:

Lab Code: MITKEM Case No.: J2146 Mod. Ref No.: SDG No.: SJ2146

Matrix: (SOIL/SED/WATER) WATER Lab Sample ID: LCS-55265

Sample wt/vol: 1000 (g/mL) ML Lab File ID: S1G2693.D

Level: (LOW/MED) LOW Extraction: (Type) SEPF

% Moisture: Decanted: (Y/N) Date Received:

Concentrated Extract Volume: 1000 (uL) Date Extracted: 11/03/2010

Injection Volume: 1.0 (uL) GPC Factor: 1.00 Date Analyzed: 11/08/2010

GPC Cleanup: (Y/N) N pH: Dilution Factor: 1.0

CAS NO.	COMPOUND	CONCENTRATION UNITS: (ug/L or ug/Kg) UG/L	Q
121-14-2	2,4-Dinitrotoluene	54	
84-66-2	Diethylphthalate	51	
7005-72-3	4-Chlorophenyl-phenylether	47	
86-73-7	Fluorene	49	
100-01-6	4-Nitroaniline	50	
534-52-1	4,6-Dinitro-2-methylphenol	43	
86-30-6	N-Nitrosodiphenylamine	49	
101-55-3	4-Bromophenyl-phenylether	47	
118-74-1	Hexachlorobenzene	48	
87-86-5	Pentachlorophenol	40	
85-01-8	Phenanthrene	48	
120-12-7	Anthracene	50	
86-74-8	Carbazole	52	
84-74-2	Di-n-butylphthalate	51	
206-44-0	Fluoranthene	52	
129-00-0	Pyrene	45	
85-68-7	Butylbenzylphthalate	53	
91-94-1	3,3'-Dichlorobenzidine	48	
56-55-3	Benzo(a)anthracene	45	
218-01-9	Chrysene	46	
117-81-7	Bis(2-ethylhexyl)phthalate	52	
117-84-0	Di-n-octylphthalate	53	
205-99-2	Benzo(b)fluoranthene	49	
207-08-9	Benzo(k)fluoranthene	49	
50-32-8	Benzo(a)pyrene	47	
193-39-5	Indeno(1,2,3-cd)pyrene	40	
53-70-3	Dibenzo(a,h)anthracene	37	
191-24-2	Benzo(g,h,i)perylene	38	

1D - FORM I SV-1

SEMIVOLATILE ORGANICS ANALYSIS DATA SHEET

CLIENT SAMPLE NO.

LCSD-55265

Lab Name: MITKEM LABORATORIES Contract:

Lab Code: MITKEM Case No.: J2146 Mod. Ref No.: SDG No.: SJ2146

Matrix: (SOIL/SED/WATER) WATER Lab Sample ID: LCSD-55265

Sample wt/vol: 1000 (g/mL) ML Lab File ID: S1G2694.D

Level: (LOW/MED) LOW Extraction: (Type) SEPF

% Moisture: Decanted: (Y/N) Date Received:

Concentrated Extract Volume: 1000 (uL) Date Extracted: 11/03/2010

Injection Volume: 1.0 (uL) GPC Factor: 1.00 Date Analyzed: 11/08/2010

GPC Cleanup: (Y/N) N pH: Dilution Factor: 1.0

CAS NO.	COMPOUND	CONCENTRATION UNITS: (ug/L or ug/Kg) UG/L	Q
108-95-2	Phenol	15	
111-44-4	Bis(2-chloroethyl)ether	36	
95-57-8	2-Chlorophenol	40	
541-73-1	1,3-Dichlorobenzene	40	
106-46-7	1,4-Dichlorobenzene	40	
95-50-1	1,2-Dichlorobenzene	41	
95-48-7	2-Methylphenol	34	
108-60-1	2,2'-oxybis(1-Chloropropane)	36	
106-44-5	4-Methylphenol	31	
621-64-7	N-Nitroso-di-n-propylamine	37	
67-72-1	Hexachloroethane	41	
98-95-3	Nitrobenzene	43	
78-59-1	Isophorone	44	
88-75-5	2-Nitrophenol	49	
105-67-9	2,4-Dimethylphenol	42	
120-83-2	2,4-Dichlorophenol	48	
120-82-1	1,2,4-Trichlorobenzene	48	
91-20-3	Naphthalene	51	
106-47-8	4-Chloroaniline	14	
111-91-1	Bis(2-chloroethoxy)methane	47	
87-68-3	Hexachlorobutadiene	43	
59-50-7	4-Chloro-3-methylphenol	46	
91-57-6	2-Methylnaphthalene	49	
77-47-4	Hexachlorocyclopentadiene	36	
88-06-2	2,4,6-Trichlorophenol	42	
95-95-4	2,4,5-Trichlorophenol	41	
91-58-7	2-Chloronaphthalene	45	
88-74-4	2-Nitroaniline	44	
131-11-3	Dimethylphthalate	49	
208-96-8	Acenaphthylene	46	
606-20-2	2,6-Dinitrotoluene	48	
99-09-2	3-Nitroaniline	15	J
83-32-9	Acenaphthene	46	
51-28-5	2,4-Dinitrophenol	31	
100-02-7	4-Nitrophenol	19	J
132-64-9	Dibenzofuran	46	

1E - FORM I SV-2

SEMIVOLATILE ORGANICS ANALYSIS DATA SHEET

CLIENT SAMPLE NO.

LCSD-55265

Lab Name: MITKEM LABORATORIES Contract:

Lab Code: MITKEM Case No.: J2146 Mod. Ref No.: SDG No.: SJ2146

Matrix: (SOIL/SED/WATER) WATER Lab Sample ID: LCSD-55265

Sample wt/vol: 1000 (g/mL) ML Lab File ID: S1G2694.D

Level: (LOW/MED) LOW Extraction: (Type) SEPF

% Moisture: Decanted: (Y/N) Date Received:

Concentrated Extract Volume: 1000 (uL) Date Extracted: 11/03/2010

Injection Volume: 1.0 (uL) GPC Factor: 1.00 Date Analyzed: 11/08/2010

GPC Cleanup: (Y/N) N pH: Dilution Factor: 1.0

CAS NO.	COMPOUND	CONCENTRATION UNITS: (ug/L or ug/Kg) UG/L	Q
121-14-2	2,4-Dinitrotoluene	52	
84-66-2	Diethylphthalate	49	
7005-72-3	4-Chlorophenyl-phenylether	46	
86-73-7	Fluorene	49	
100-01-6	4-Nitroaniline	46	
534-52-1	4,6-Dinitro-2-methylphenol	45	
86-30-6	N-Nitrosodiphenylamine	45	
101-55-3	4-Bromophenyl-phenylether	48	
118-74-1	Hexachlorobenzene	51	
87-86-5	Pentachlorophenol	45	
85-01-8	Phenanthrene	49	
120-12-7	Anthracene	52	
86-74-8	Carbazole	53	
84-74-2	Di-n-butylphthalate	54	
206-44-0	Fluoranthene	51	
129-00-0	Pyrene	44	
85-68-7	Butylbenzylphthalate	54	
91-94-1	3,3'-Dichlorobenzidine	47	
56-55-3	Benzo(a)anthracene	46	
218-01-9	Chrysene	48	
117-81-7	Bis(2-ethylhexyl)phthalate	54	
117-84-0	Di-n-octylphthalate	50	
205-99-2	Benzo(b)fluoranthene	45	
207-08-9	Benzo(k)fluoranthene	40	
50-32-8	Benzo(a)pyrene	44	
193-39-5	Indeno(1,2,3-cd)pyrene	37	
53-70-3	Dibenzo(a,h)anthracene	36	
191-24-2	Benzo(g,h,i)perylene	35	

1D - FORM I SV-1

SEMIVOLATILE ORGANICS ANALYSIS DATA SHEET

CLIENT SAMPLE NO.

LCS-55059

Lab Name: MITKEM LABORATORIES Contract:

Lab Code: MITKEM Case No.: J2146 Mod. Ref No.: SDG No.: SJ2146

Matrix: (SOIL/SED/WATER) WATER Lab Sample ID: LCS-55059

Sample wt/vol: 1000 (g/mL) ML Lab File ID: S3G9869.D

Level: (LOW/MED) LOW Extraction: (Type) SEPF

% Moisture: Decanted: (Y/N) Date Received:

Concentrated Extract Volume: 1000 (uL) Date Extracted: 10/27/2010

Injection Volume: 1.0 (uL) GPC Factor: 1.00 Date Analyzed: 11/02/2010

GPC Cleanup: (Y/N) N pH: Dilution Factor: 1.0

CAS NO.	COMPOUND	CONCENTRATION UNITS: (ug/L or ug/Kg) UG/L	Q
108-95-2	Phenol	8.8	J R
111-44-4	Bis(2-chloroethyl)ether	37	
95-57-8	2-Chlorophenol	5.5	J R
541-73-1	1,3-Dichlorobenzene	34	
106-46-7	1,4-Dichlorobenzene	34	
95-50-1	1,2-Dichlorobenzene	33	
95-48-7	2-Methylphenol	27	
108-60-1	2,2'-oxybis(1-Chloropropane)	35	
106-44-5	4-Methylphenol	22	
621-64-7	N-Nitroso-di-n-propylamine	40	
67-72-1	Hexachloroethane	31	
98-95-3	Nitrobenzene	43	
78-59-1	Isophorone	42	
88-75-5	2-Nitrophenol	4.2	J R
105-67-9	2,4-Dimethylphenol	26	R
120-83-2	2,4-Dichlorophenol	5.4	J R
120-82-1	1,2,4-Trichlorobenzene	37	
91-20-3	Naphthalene	41	
106-47-8	4-Chloroaniline	41	
111-91-1	Bis(2-chloroethoxy)methane	41	
87-68-3	Hexachlorobutadiene	34	
59-50-7	4-Chloro-3-methylphenol	30	R
91-57-6	2-Methylnaphthalene	40	
77-47-4	Hexachlorocyclopentadiene	31	
88-06-2	2,4,6-Trichlorophenol	1.2	J R
95-95-4	2,4,5-Trichlorophenol	2.6	J R
91-58-7	2-Chloronaphthalene	42	
88-74-4	2-Nitroaniline	53	
131-11-3	Dimethylphthalate	49	
208-96-8	Acenaphthylene	47	
606-20-2	2,6-Dinitrotoluene	50	
99-09-2	3-Nitroaniline	52	
83-32-9	Acenaphthene	47	
51-28-5	2,4-Dinitrophenol	20	J R
100-02-7	4-Nitrophenol	1.7	J R
132-64-9	Dibenzofuran	48	

1E - FORM I SV-2

SEMIVOLATILE ORGANICS ANALYSIS DATA SHEET

CLIENT SAMPLE NO.

LCS-55059

Lab Name: MITKEM LABORATORIES Contract:

Lab Code: MITKEM Case No.: J2146 Mod. Ref No.: SDG No.: SJ2146

Matrix: (SOIL/SED/WATER) WATER Lab Sample ID: LCS-55059

Sample wt/vol: 1000 (g/mL) ML Lab File ID: S3G9869.D

Level: (LOW/MED) LOW Extraction: (Type) SEPF

% Moisture: Decanted: (Y/N) Date Received:

Concentrated Extract Volume: 1000 (uL) Date Extracted: 10/27/2010

Injection Volume: 1.0 (uL) GPC Factor: 1.00 Date Analyzed: 11/02/2010

GPC Cleanup: (Y/N) N pH: Dilution Factor: 1.0

CAS NO.	COMPOUND	CONCENTRATION UNITS: (ug/L or ug/Kg) UG/L	Q
121-14-2	2,4-Dinitrotoluene	54	
84-66-2	Diethylphthalate	51	
7005-72-3	4-Chlorophenyl-phenylether	48	
86-73-7	Fluorene	50	
100-01-6	4-Nitroaniline	63	
534-52-1	4,6-Dinitro-2-methylphenol	20	&R
86-30-6	N-Nitrosodiphenylamine	46	
101-55-3	4-Bromophenyl-phenylether	43	
118-74-1	Hexachlorobenzene	46	
87-86-5	Pentachlorophenol	20	&R
85-01-8	Phenanthrene	51	
120-12-7	Anthracene	51	
86-74-8	Carbazole	57	
84-74-2	Di-n-butylphthalate	56	
206-44-0	Fluoranthene	62	
129-00-0	Pyrene	38	
85-68-7	Butylbenzylphthalate	47	
91-94-1	3,3´-Dichlorobenzidine	65	J
56-55-3	Benzo(a)anthracene	49	
218-01-9	Chrysene	50	
117-81-7	Bis(2-ethylhexyl)phthalate	53	
117-84-0	Di-n-octylphthalate	47	
205-99-2	Benzo(b)fluoranthene	46	
207-08-9	Benzo(k)fluoranthene	50	
50-32-8	Benzo(a)pyrene	50	
193-39-5	Indeno(1,2,3-cd)pyrene	58	
53-70-3	Dibenzo(a,h)anthracene	59	
191-24-2	Benzo(g,h,i)perylene	60	

1D - FORM I SV-1

SEMIVOLATILE ORGANICS ANALYSIS DATA SHEET

CLIENT SAMPLE NO.

LCSD-55059

Lab Name: MITKEM LABORATORIES Contract:

Lab Code: MITKEM Case No.: J2146 Mod. Ref No.: SDG No.: SJ2146

Matrix: (SOIL/SED/WATER) WATER Lab Sample ID: LCSD-55059

Sample wt/vol: 1000 (g/mL) ML Lab File ID: S3G9870.D

Level: (LOW/MED) LOW Extraction: (Type) SEPF

% Moisture: Decanted: (Y/N) Date Received:

Concentrated Extract Volume: 1000 (uL) Date Extracted: 10/27/2010

Injection Volume: 1.0 (uL) GPC Factor: 1.00 Date Analyzed: 11/02/2010

GPC Cleanup: (Y/N) N pH: Dilution Factor: 1.0

CAS NO.	COMPOUND	CONCENTRATION UNITS: (ug/L or ug/Kg) UG/L	Q
108-95-2	Phenol	23	
111-44-4	Bis(2-chloroethyl)ether	38	
95-57-8	2-Chlorophenol	36	
541-73-1	1,3-Dichlorobenzene	35	
106-46-7	1,4-Dichlorobenzene	35	
95-50-1	1,2-Dichlorobenzene	35	
95-48-7	2-Methylphenol	31	
108-60-1	2,2´-oxybis(1-Chloropropane)	36	
106-44-5	4-Methylphenol	33	
621-64-7	N-Nitroso-di-n-propylamine	45	
67-72-1	Hexachloroethane	33	
98-95-3	Nitrobenzene	46	
78-59-1	Isophorone	45	
88-75-5	2-Nitrophenol	43	
105-67-9	2,4-Dimethylphenol	10	
120-83-2	2,4-Dichlorophenol	40	
120-82-1	1,2,4-Trichlorobenzene	38	
91-20-3	Naphthalene	44	
106-47-8	4-Chloroaniline	45	
111-91-1	Bis(2-chloroethoxy)methane	43	
87-68-3	Hexachlorobutadiene	35	
59-50-7	4-Chloro-3-methylphenol	46	
91-57-6	2-Methylnaphthalene	44	
77-47-4	Hexachlorocyclopentadiene	34	
88-06-2	2,4,6-Trichlorophenol	25	
95-95-4	2,4,5-Trichlorophenol	35	
91-58-7	2-Chloronaphthalene	43	
88-74-4	2-Nitroaniline	57	
131-11-3	Dimethylphthalate	51	
208-96-8	Acenaphthylene	49	
606-20-2	2,6-Dinitrotoluene	53	
99-09-2	3-Nitroaniline	53	
83-32-9	Acenaphthene	48	
51-28-5	2,4-Dinitrophenol	20	U
100-02-7	4-Nitrophenol	7.3	J
132-64-9	Dibenzofuran	50	

1E - FORM I SV-2

SEMIVOLATILE ORGANICS ANALYSIS DATA SHEET

CLIENT SAMPLE NO.

LCSD-55059

Lab Name: MITKEM LABORATORIES Contract:

Lab Code: MITKEM Case No.: J2146 Mod. Ref No.: SDG No.: SJ2146

Matrix: (SOIL/SED/WATER) WATER Lab Sample ID: LCSD-55059

Sample wt/vol: 1000 (g/mL) ML Lab File ID: S3G9870.D

Level: (LOW/MED) LOW Extraction: (Type) SEPF

% Moisture: Decanted: (Y/N) Date Received:

Concentrated Extract Volume: 1000 (uL) Date Extracted: 10/27/2010

Injection Volume: 1.0 (uL) GPC Factor: 1.00 Date Analyzed: 11/02/2010

GPC Cleanup: (Y/N) N pH: Dilution Factor: 1.0

CAS NO.	COMPOUND	CONCENTRATION UNITS: (ug/L or ug/Kg) UG/L	Q
121-14-2	2,4-Dinitrotoluene	59	
84-66-2	Diethylphthalate	52	
7005-72-3	4-Chlorophenyl-phenylether	49	
86-73-7	Fluorene	52	
100-01-6	4-Nitroaniline	63	
534-52-1	4,6-Dinitro-2-methylphenol	14	J
86-30-6	N-Nitrosodiphenylamine	45	
101-55-3	4-Bromophenyl-phenylether	44	
118-74-1	Hexachlorobenzene	47	
87-86-5	Pentachlorophenol	20	U
85-01-8	Phenanthrene	52	
120-12-7	Anthracene	51	
86-74-8	Carbazole	56	
84-74-2	Di-n-butylphthalate	56	
206-44-0	Fluoranthene	60	
129-00-0	Pyrene	44	
85-68-7	Butylbenzylphthalate	53	
91-94-1	3,3'-Dichlorobenzidine	62	J
56-55-3	Benzo(a)anthracene	49	
218-01-9	Chrysene	52	
117-81-7	Bis(2-ethylhexyl)phthalate	55	
117-84-0	Di-n-octylphthalate	54	
205-99-2	Benzo(b)fluoranthene	48	
207-08-9	Benzo(k)fluoranthene	50	
50-32-8	Benzo(a)pyrene	50	
193-39-5	Indeno(1,2,3-cd)pyrene	55	
53-70-3	Dibenzo(a,h)anthracene	56	
191-24-2	Benzo(g,h,i)perylene	57	

1G - FORM I PEST

PESTICIDE ORGANICS ANALYSIS DATA SHEET

EPA SAMPLE NO.

690-BW-5-0

Lab Name: MITKEM LABORATORIES Contract:

Lab Code: MITKEM Case No.: J2146 Mod. Ref No.: SDG No.: SJ2146

Matrix: (SOIL/SED/WATER) WATER Lab Sample ID: J2146-01C

Sample wt/vol: 1000 (g/mL) ML Lab File ID: E5G5208F.D/E5G5208R.D

% Moisture: Decanted: (Y/N) Date Received: 10/26/2010

Extraction: (Type) SEPF Date Extracted: 10/27/2010

Concentrated Extract Volume: 10000 (uL) Date Analyzed: 10/29/2010

Injection Volume: 1.0 (uL) GPC Factor: 1.00 Dilution Factor: 1.0

GPC Cleanup: (Y/N) N pH: Sulfur Cleanup: (Y/N) Y

CAS NO.	COMPOUND	CONCENTRATION UNITS: (ug/L or ug/Kg) µG/L	Q
319-84-6	alpha-BHC	0.050	U
319-85-7	beta-BHC	0.050	U
319-86-8	delta-BHC	0.050	U
58-89-9	gamma-BHC (Lindane)	0.050	U
76-44-8	Heptachlor	0.050	U
309-00-2	Aldrin	0.050	U
1024-57-3	Heptachlor epoxide	0.050	U
959-98-8	Endosulfan I	0.050	U
60-57-1	Dieldrin	0.10	U
72-55-9	4,4´-DDE	0.10	U
72-20-8	Endrin	0.10	U
33213-65-9	Endosulfan II	0.10	U
72-54-8	4,4´-DDD	0.10	U
1031-07-8	Endosulfan sulfate	0.10	U
50-29-3	4,4´-DDT	0.10	U
72-43-5	Methoxychlor	0.50	U
53494-70-5	Endrin ketone	0.10	U
7421-93-4	Endrin aldehyde	0.10	U
5103-71-9	alpha-Chlordane	0.050	U
5103-74-2	gamma-Chlordane	0.050	U
8001-35-2	Toxaphene	5.0	U

1G - FORM I PEST

PESTICIDE ORGANICS ANALYSIS DATA SHEET

EPA SAMPLE NO.

MB-55058

Lab Name: MITKEM LABORATORIES Contract:

Lab Code: MITKEM Case No.: J2146 Mod. Ref No.: SDG No.: SJ2146

Matrix: (SOIL/SED/WATER) WATER Lab Sample ID: MB-55058

Sample wt/vol: 1000 (g/mL) ML Lab File ID: E5G5205F.D/E5G5205R.D

% Moisture: Decanted: (Y/N) Date Received:

Extraction: (Type) SEPF Date Extracted: 10/27/2010

Concentrated Extract Volume: 10000 (uL) Date Analyzed: 10/29/2010

Injection Volume: 1.0 (uL) GPC Factor: 1.00 Dilution Factor: 1.0

GPC Cleanup: (Y/N) N pH: Sulfur Cleanup: (Y/N) Y

CAS NO.	COMPOUND	CONCENTRATION UNITS: (ug/L or ug/Kg) µG/L	Q
319-84-6	alpha-BHC	0.050	U
319-85-7	beta-BHC	0.050	U
319-86-8	delta-BHC	0.050	U
58-89-9	gamma-BHC (Lindane)	0.050	U
76-44-8	Heptachlor	0.050	U
309-00-2	Aldrin	0.050	U
1024-57-3	Heptachlor epoxide	0.050	U
959-98-8	Endosulfan I	0.050	U
60-57-1	Dieldrin	0.10	U
72-55-9	4,4´-DDE	0.10	U
72-20-8	Endrin	0.10	U
33213-65-9	Endosulfan II	0.10	U
72-54-8	4,4´-DDD	0.10	U
1031-07-8	Endosulfan sulfate	0.10	U
50-29-3	4,4´-DDT	0.10	U
72-43-5	Methoxychlor	0.50	U
53494-70-5	Endrin ketone	0.10	U
7421-93-4	Endrin aldehyde	0.10	U
5103-71-9	alpha-Chlordane	0.050	U
5103-74-2	gamma-Chlordane	0.050	U
8001-35-2	Toxaphene	5.0	U

1G - FORM I PEST

PESTICIDE ORGANICS ANALYSIS DATA SHEET

EPA SAMPLE NO.

LCS-55058(1)

Lab Name: MITKEM LABORATORIES Contract:

Lab Code: MITKEM Case No.: J2146 Mod. Ref No.: SDG No.: SJ2146

Matrix: (SOIL/SED/WATER) WATER Lab Sample ID: LCS-55058

Sample wt/vol: 1000 (g/mL) ML Lab File ID: E5G5206F.D

% Moisture: Decanted: (Y/N) Date Received:

Extraction: (Type) SEPF Date Extracted: 10/27/2010

Concentrated Extract Volume: 10000 (uL) Date Analyzed: 10/29/2010

Injection Volume: 1.0 (uL) GPC Factor: 1.00 Dilution Factor: 1.0

GPC Cleanup: (Y/N) N pH: Sulfur Cleanup: (Y/N) Y

CAS NO.	COMPOUND	CONCENTRATION UNITS: (ug/L or ug/Kg) µG/L	Q
319-84-6	alpha-BHC	0.20	
319-85-7	beta-BHC	0.20	
319-86-8	delta-BHC	0.20	
58-89-9	gamma-BHC (Lindane)	0.20	
76-44-8	Heptachlor	0.22	
309-00-2	Aldrin	0.20	
1024-57-3	Heptachlor epoxide	0.20	
959-98-8	Endosulfan I	0.076	
60-57-1	Dieldrin	0.43	
72-55-9	4,4´-DDE	0.41	
72-20-8	Endrin	0.43	
33213-65-9	Endosulfan II	0.19	
72-54-8	4,4´-DDD	0.39	
1031-07-8	Endosulfan sulfate	0.48	
50-29-3	4,4´-DDT	0.42	
72-43-5	Methoxychlor	2.2	
53494-70-5	Endrin ketone	0.43	
7421-93-4	Endrin aldehyde	0.43	
5103-71-9	alpha-Chlordane	0.22	
5103-74-2	gamma-Chlordane	0.20	P
8001-35-2	Toxaphene	5.0	U

1G - FORM I PEST

PESTICIDE ORGANICS ANALYSIS DATA SHEET

EPA SAMPLE NO.

LCS-55058(2)

Lab Name: MITKEM LABORATORIES Contract:

Lab Code: MITKEM Case No.: J2146 Mod. Ref No.: SDG No.: SJ2146

Matrix: (SOIL/SED/WATER) WATER Lab Sample ID: LCS-55058

Sample wt/vol: 1000 (g/mL) ML Lab File ID: E5G5206R.D

% Moisture: Decanted: (Y/N) Date Received:

Extraction: (Type) SEPF Date Extracted: 10/27/2010

Concentrated Extract Volume: 10000 (uL) Date Analyzed: 10/29/2010

Injection Volume: 1.0 (uL) GPC Factor: 1.00 Dilution Factor: 1.0

GPC Cleanup: (Y/N) N pH: Sulfur Cleanup: (Y/N) Y

CAS NO.	COMPOUND	CONCENTRATION UNITS: (ug/L or ug/Kg) µG/L	Q
319-84-6	alpha-BHC	0.20	
319-85-7	beta-BHC	0.20	
319-86-8	delta-BHC	0.20	
58-89-9	gamma-BHC (Lindane)	0.20	
76-44-8	Heptachlor	0.22	
309-00-2	Aldrin	0.19	
1024-57-3	Heptachlor epoxide	0.20	
959-98-8	Endosulfan I	0.074	
60-57-1	Dieldrin	0.43	
72-55-9	4,4´-DDE	0.41	
72-20-8	Endrin	0.43	
33213-65-9	Endosulfan II	0.19	
72-54-8	4,4´-DDD	0.48	
1031-07-8	Endosulfan sulfate	0.43	
50-29-3	4,4´-DDT	0.43	
72-43-5	Methoxychlor	2.4	
53494-70-5	Endrin ketone	0.43	
7421-93-4	Endrin aldehyde	0.44	
5103-71-9	alpha-Chlordane	0.22	
5103-74-2	gamma-Chlordane	0.43	P
8001-35-2	Toxaphene	5.0	U

1G - FORM I PEST

PESTICIDE ORGANICS ANALYSIS DATA SHEET

EPA SAMPLE NO.

LCSD-55058(1)

Lab Name: MITKEM LABORATORIES Contract:

Lab Code: MITKEM Case No.: J2146 Mod. Ref No.: SDG No.: SJ2146

Matrix: (SOIL/SED/WATER) WATER Lab Sample ID: LCSD-55058

Sample wt/vol: 1000 (g/mL) ML Lab File ID: E5G5207F.D

% Moisture: Decanted: (Y/N) Date Received:

Extraction: (Type) SEPF Date Extracted: 10/27/2010

Concentrated Extract Volume: 10000 (uL) Date Analyzed: 10/29/2010

Injection Volume: 1.0 (uL) GPC Factor: 1.00 Dilution Factor: 1.0

GPC Cleanup: (Y/N) N pH: Sulfur Cleanup: (Y/N) Y

CAS NO.	COMPOUND	CONCENTRATION UNITS: (ug/L or ug/Kg) µG/L	Q
319-84-6	alpha-BHC	0.20	
319-85-7	beta-BHC	0.20	
319-86-8	delta-BHC	0.20	
58-89-9	gamma-BHC (Lindane)	0.20	
76-44-8	Heptachlor	0.21	
309-00-2	Aldrin	0.19	
1024-57-3	Heptachlor epoxide	0.20	
959-98-8	Endosulfan I	0.075	
60-57-1	Dieldrin	0.43	
72-55-9	4,4´-DDE	0.41	
72-20-8	Endrin	0.43	
33213-65-9	Endosulfan II	0.19	
72-54-8	4,4´-DDD	0.39	
1031-07-8	Endosulfan sulfate	0.47	
50-29-3	4,4´-DDT	0.41	
72-43-5	Methoxychlor	2.1	
53494-70-5	Endrin ketone	0.42	
7421-93-4	Endrin aldehyde	0.43	
5103-71-9	alpha-Chlordane	0.22	
5103-74-2	gamma-Chlordane	0.20	
8001-35-2	Toxaphene	5.0	U

1G - FORM I PEST

PESTICIDE ORGANICS ANALYSIS DATA SHEET

EPA SAMPLE NO.

LCSD-55058(2)

Lab Name: MITKEM LABORATORIES Contract:

Lab Code: MITKEM Case No.: J2146 Mod. Ref No.: SDG No.: SJ2146

Matrix: (SOIL/SED/WATER) WATER Lab Sample ID: LCSD-55058

Sample wt/vol: 1000 (g/mL) ML Lab File ID: E5G5207R.D

% Moisture: Decanted: (Y/N) Date Received:

Extraction: (Type) SEPF Date Extracted: 10/27/2010

Concentrated Extract Volume: 10000 (uL) Date Analyzed: 10/29/2010

Injection Volume: 1.0 (uL) GPC Factor: 1.00 Dilution Factor: 1.0

GPC Cleanup: (Y/N) N pH: Sulfur Cleanup: (Y/N) Y

CAS NO.	COMPOUND	CONCENTRATION UNITS: (ug/L or ug/Kg) µG/L	Q
319-84-6	alpha-BHC	0.20	
319-85-7	beta-BHC	0.20	
319-86-8	delta-BHC	0.20	
58-89-9	gamma-BHC (Lindane)	0.20	
76-44-8	Heptachlor	0.21	
309-00-2	Aldrin	0.19	
1024-57-3	Heptachlor epoxide	0.20	
959-98-8	Endosulfan I	0.072	
60-57-1	Dieldrin	0.42	
72-55-9	4,4´-DDE	0.40	
72-20-8	Endrin	0.42	
33213-65-9	Endosulfan II	0.19	
72-54-8	4,4´-DDD	0.46	
1031-07-8	Endosulfan sulfate	0.42	
50-29-3	4,4´-DDT	0.42	
72-43-5	Methoxychlor	2.4	
53494-70-5	Endrin ketone	0.43	
7421-93-4	Endrin aldehyde	0.42	
5103-71-9	alpha-Chlordane	0.22	
5103-74-2	gamma-Chlordane	0.20	
8001-35-2	Toxaphene	5.0	U

1H - FORM I ARO

AROCLOR ORGANICS ANALYSIS DATA SHEET

EPA SAMPLE NO.

690-BW-5-0

Lab Name: MITKEM LABORATORIES Contract:

Lab Code: MITKEM Case No.: J2146 Mod. Ref No.: SDG No.: SJ2146

Matrix: (SOIL/SED/WATER) WATER Lab Sample ID: J2146-01C

Sample wt/vol: 1000 (g/mL) ML Lab File ID: E3H7827F.D/E3H7827R.D

% Moisture: Decanted: (Y/N) Date Received: 10/26/2010

Extraction: (Type) SEPF Date Extracted: 10/27/2010

Concentrated Extract Volume: 10000 (uL) Date Analyzed: 10/29/2010

Injection Volume: 1.0 (uL) GPC Factor: 1.00 Dilution Factor: 1.0

GPC Cleanup: (Y/N) N pH: Sulfur Cleanup: (Y/N) Y

Acid Cleanup: (Y/N) Y

CAS NO.	COMPOUND	CONCENTRATION UNITS: (ug/L or ug/Kg) µG/L	Q
12674-11-2	Aroclor-1016	1.0	U
11104-28-2	Aroclor-1221	1.0	U
11141-16-5	Aroclor-1232	1.0	U
53469-21-9	Aroclor-1242	1.0	U
12672-29-6	Aroclor-1248	1.0	U
11097-69-1	Aroclor-1254	1.0	U
11096-82-5	Aroclor-1260	1.0	U

1H - FORM I ARO

AROCLOR ORGANICS ANALYSIS DATA SHEET

EPA SAMPLE NO.

MB-55057

Lab Name: MITKEM LABORATORIES Contract:

Lab Code: MITKEM Case No.: J2146 Mod. Ref No.: SDG No.: SJ2146

Matrix: (SOIL/SED/WATER) WATER Lab Sample ID: MB-55057

Sample wt/vol: 1000 (g/mL) ML Lab File ID: E3H7821F.D/E3H7821R.D

% Moisture: Decanted: (Y/N) Date Received:

Extraction: (Type) SEPF Date Extracted: 10/27/2010

Concentrated Extract Volume: 10000 (uL) Date Analyzed: 10/29/2010

Injection Volume: 1.0 (uL) GPC Factor: 1.00 Dilution Factor: 1.0

GPC Cleanup: (Y/N) N pH: Sulfur Cleanup: (Y/N) Y

Acid Cleanup: (Y/N) Y

CAS NO.	COMPOUND	CONCENTRATION UNITS: (ug/L or ug/Kg) µG/L	Q
12674-11-2	Aroclor-1016	1.0	U
11104-28-2	Aroclor-1221	1.0	U
11141-16-5	Aroclor-1232	1.0	U
53469-21-9	Aroclor-1242	1.0	U
12672-29-6	Aroclor-1248	1.0	U
11097-69-1	Aroclor-1254	1.0	U
11096-82-5	Aroclor-1260	1.0	U

1H - FORM I ARO

AROCLOR ORGANICS ANALYSIS DATA SHEET

EPA SAMPLE NO.

LCS-55057(1)

Lab Name: MITKEM LABORATORIES Contract:

Lab Code: MITKEM Case No.: J2146 Mod. Ref No.: SDG No.: SJ2146

Matrix: (SOIL/SED/WATER) WATER Lab Sample ID: LCS-55057

Sample wt/vol: 1000 (g/mL) ML Lab File ID: E3H7822F.D

% Moisture: Decanted: (Y/N) Date Received:

Extraction: (Type) SEPF Date Extracted: 10/27/2010

Concentrated Extract Volume: 10000 (uL) Date Analyzed: 10/29/2010

Injection Volume: 1.0 (uL) GPC Factor: 1.00 Dilution Factor: 1.0

GPC Cleanup: (Y/N) N pH: Sulfur Cleanup: (Y/N) Y

Acid Cleanup: (Y/N) Y

CAS NO.	COMPOUND	CONCENTRATION UNITS: (ug/L or ug/Kg) µG/L	Q
12674-11-2	Aroclor-1016	3.9	
11104-28-2	Aroclor-1221	1.0	U
11141-16-5	Aroclor-1232	1.0	U
53469-21-9	Aroclor-1242	1.0	U
12672-29-6	Aroclor-1248	1.0	U
11097-69-1	Aroclor-1254	1.0	U
11096-82-5	Aroclor-1260	4.0	

1H - FORM I ARO

AROCLOR ORGANICS ANALYSIS DATA SHEET

EPA SAMPLE NO.

LCS-55057(2)

Lab Name: MITKEM LABORATORIES Contract:

Lab Code: MITKEM Case No.: J2146 Mod. Ref No.: SDG No.: SJ2146

Matrix: (SOIL/SED/WATER) WATER Lab Sample ID: LCS-55057

Sample wt/vol: 1000 (g/mL) ML Lab File ID: E3H7822R.D

% Moisture: Decanted: (Y/N) Date Received:

Extraction: (Type) SEPF Date Extracted: 10/27/2010

Concentrated Extract Volume: 10000 (uL) Date Analyzed: 10/29/2010

Injection Volume: 1.0 (uL) GPC Factor: 1.00 Dilution Factor: 1.0

GPC Cleanup: (Y/N) N pH: Sulfur Cleanup: (Y/N) Y

Acid Cleanup: (Y/N) Y

CAS NO.	COMPOUND	CONCENTRATION UNITS: (ug/L or ug/Kg) µG/L	Q
12674-11-2	Aroclor-1016	3.6	
11104-28-2	Aroclor-1221	1.0	U
11141-16-5	Aroclor-1232	1.0	U
53469-21-9	Aroclor-1242	1.0	U
12672-29-6	Aroclor-1248	1.0	U
11097-69-1	Aroclor-1254	1.0	U
11096-82-5	Aroclor-1260	3.7	

1H - FORM I ARO

AROCLOR ORGANICS ANALYSIS DATA SHEET

EPA SAMPLE NO.
LCSD-55057(1)

Lab Name: MITKEM LABORATORIES Contract:

Lab Code: MITKEM Case No.: J2146 Mod. Ref No.: SDG No.: SJ2146

Matrix: (SOIL/SED/WATER) WATER Lab Sample ID: LCSD-55057

Sample wt/vol: 1000 (g/mL) ML Lab File ID: E3H7823F.D

% Moisture: Decanted: (Y/N) Date Received:

Extraction: (Type) SEPF Date Extracted: 10/27/2010

Concentrated Extract Volume: 10000 (uL) Date Analyzed: 10/29/2010

Injection Volume: 1.0 (uL) GPC Factor: 1.00 Dilution Factor: 1.0

GPC Cleanup: (Y/N) N pH: Sulfur Cleanup: (Y/N) Y

Acid Cleanup: (Y/N) Y

CAS NO.	COMPOUND	CONCENTRATION UNITS: (ug/L or ug/Kg) µG/L	Q
12674-11-2	Aroclor-1016	3.6	
11104-28-2	Aroclor-1221	1.0	U
11141-16-5	Aroclor-1232	1.0	U
53469-21-9	Aroclor-1242	1.0	U
12672-29-6	Aroclor-1248	1.0	U
11097-69-1	Aroclor-1254	1.0	U
11096-82-5	Aroclor-1260	3.8	

1H - FORM I ARO

AROCLOR ORGANICS ANALYSIS DATA SHEET

EPA SAMPLE NO.

LCSD-55057(2)

Lab Name: MITKEM LABORATORIES Contract:

Lab Code: MITKEM Case No.: J2146 Mod. Ref No.: SDG No.: SJ2146

Matrix: (SOIL/SED/WATER) WATER Lab Sample ID: LCSD-55057

Sample wt/vol: 1000 (g/mL) ML Lab File ID: E3H7823R.D

% Moisture: Decanted: (Y/N) Date Received:

Extraction: (Type) SEPF Date Extracted: 10/27/2010

Concentrated Extract Volume: 10000 (uL) Date Analyzed: 10/29/2010

Injection Volume: 1.0 (uL) GPC Factor: 1.00 Dilution Factor: 1.0

GPC Cleanup: (Y/N) N pH: Sulfur Cleanup: (Y/N) Y

Acid Cleanup: (Y/N) Y

CAS NO.	COMPOUND	CONCENTRATION UNITS: (ug/L or ug/Kg) µG/L	Q
12674-11-2	Aroclor-1016	3.4	
11104-28-2	Aroclor-1221	1.0	U
11141-16-5	Aroclor-1232	1.0	U
53469-21-9	Aroclor-1242	1.0	U
12672-29-6	Aroclor-1248	1.0	U
11097-69-1	Aroclor-1254	1.0	U
11096-82-5	Aroclor-1260	3.5	

U.S. EPA - CLP

1

INORGANIC ANALYSIS DATA SHEET

EPA SAMPLE NO.

690-BW-5-0

Lab Name: Mitkem Laboratories Contract: 209280

Lab Code: MITKEM Case No.: SAS No.: SDG No.: SJ2146

Matrix (soil/water): WATER Lab Sample ID: J2146-01

Level (low/med): MED Date Received: 10/26/2010

% Solids: 0.0

Concentration Units (ug/L or mg/kg dry weight): UG/L

CAS No.	Analyte	Concentration	C	Q	M
7429-90-5	Aluminum	4460			P
7440-36-0	Antimony	9.3	U		P
7440-38-2	Arsenic	11.4	B		P
7440-39-3	Barium	82.8	B		P
7440-41-7	Beryllium	0.47	B		P
7440-43-9	Cadmium	0.89	U		P
7440-70-2	Calcium	175000			P
7440-47-3	Chromium	10.3	B		P
7440-48-4	Cobalt	19.7	B		P
7440-50-8	Copper	16.6	B		P
7439-89-6	Iron	16200			P
7439-92-1	Lead	59.6			P
7439-95-4	Magnesium	78200			P
7439-96-5	Manganese	413			P
7439-97-6	Mercury	0.047	B		CV
7440-02-0	Nickel	32.9	B		P
7440-09-7	Potassium	29900			P
7782-49-2	Selenium	12.0	U		P
7440-22-4	Silver	6.9	U		P
7440-23-5	Sodium	267000			P
7440-28-0	Thallium	6.2	U		P
7440-62-2	Vanadium	9.1	B		P
7440-66-6	Zinc	31.3	B		P

Comments:

5A - FORM V VOA
VOLATILE ORGANIC INSTRUMENT
PERFORMANCE CHECK
BROMOFLUOROBENZENE (BFB)

CLIENT SAMPLE NO.
BFB6T

Lab Name: MITKEM LABORATORIES Contract:

Lab Code: MITKEM Case No.: J2146 Mod. Ref No.: SDG No.: SJ2146

Lab File ID: V6H7140.D BFB Injection Date: 10/28/2010

Instrument ID: V6 BFB Injection Time: 12:21

GC Column: DB-624 ID: 0.25 (mm)

m/e	ION ABUNDANCE CRITERIA	% RELATIVE ABUNDANCE
50	15.0 - 40.0% of mass 95	20.2
75	30.0 - 60.0% of mass 95	54.6
95	Base peak, 100% relative abundance	100.0
96	5.0 - 9.0% of mass 95	6.6
173	Less than 2.0% of mass 174	0.0 (0.0)1
174	50.0 - 100.0% of mass 95	89.6
175	5.0 - 9.0% of mass 174	6.6 (7.4)1
176	95.0 - 101.0% of mass 174	85.3 (95.2)1
177	5.0 - 9.0% of mass 176	5.7 (6.7)2

1 - Value is % mass 174 2 - Value is % mass 176

	EPA SAMPLE NO.	LAB SAMPLE ID	LAB FILE ID	DATE ANALYZED	TIME ANALYZED
01	VSTD0506T	VSTD0506T	V6H7142.D	10/28/2010	13:44
02	LCS-55104	LCS-55104	V6H7143.D	10/28/2010	14:24
03	LCSD-55104	LCSD-55104	V6H7144.D	10/28/2010	14:50
04	MB-55104	MB-55104	V6H7146.D	10/28/2010	15:41
05	690-BW-6 (0.6'-4.0')	J2146-02A	V6H7149.D	10/28/2010	16:58
06	690-BW-7 (8.0-8.3)	J2146-03A	V6H7150.D	10/28/2010	17:24
07	690-BW-5 (2.0-4.0)	J2146-04A	V6H7151.D	10/28/2010	17:50
08	690-SB-124(10.0-10.4)	J2146-05A	V6H7152.D	10/28/2010	18:16

ug/Kg

Analyte	MDL	PQL
1,1,1-Trichloroethane	0.53	5
1,1,2,2-Tetrachloroethane	0.68	5
1,1,2-Trichloroethane	0.48	5
1,1-Dichloroethane	0.67	5
1,1-Dichloroethene	0.95	5
1,2,4-Trimethylbenzene	0.57	5
1,2-Dichlorobenzene	0.62	5
1,2-Dichloroethane	0.54	5
1,2-Dichloropropane	0.69	5
1,3,5-Trimethylbenzene	0.61	5
1,3-Dichlorobenzene	0.7	5
1,4-Dichlorobenzene	0.8	5
2-Butanone	2	5
2-Chloroethyl vinyl ether	1	5
2-Hexanone	0.83	5
4-Isopropyltoluene	0.71	5
4-Methyl-2-pentanone	0.73	5
Acetone	1.6	5
Benzene	0.61	5
Bromodichloromethane	0.97	5
Bromoform	2	5
Bromomethane	1.1	5
Carbon disulfide	0.3	5
Carbon tetrachloride	0.33	5
Chlorobenzene	0.51	5
Chloroethane	1	5
Chloroform	0.64	5
Chloromethane	0.8	5
cis-1,2-Dichloroethene	0.75	5
cis-1,3-Dichloropropene	0.67	5
Dibromochloromethane	0.65	5
Ethylbenzene	0.5	5
Isopropylbenzene	0.58	5
m,p-Xylene	1.6	5
Methyl tert-butyl ether	0.61	5
Methylene chloride	1.3	5
n-Butylbenzene	0.67	5
n-Propylbenzene	0.44	5
Naphthalene	0.78	5
o-Xylene	0.47	5
sec-Butylbenzene	0.62	5
Styrene	0.52	5
tert-Butylbenzene	0.52	5
Tetrachloroethene	0.62	5
Toluene	0.47	5
trans-1,2-Dichloroethene	0.53	5
trans-1,3-Dichloropropene	0.68	5
Trichloroethene	0.62	5
Trichlorofluoromethane	0.42	5
Vinyl acetate	0.37	5

Vinyl chloride	0.63	5
Xylene (Total)	0.47	5

ug/Kg

Analyte	MDL	PQL
1,1,1-Trichloroethane	23	250
1,1,2,2-Tetrachloroethane	20	250
1,1,2-Trichloroethane	23	250
1,1-Dichloroethane	19	250
1,1-Dichloroethene	25	250
1,2,4-Trimethylbenzene	17	250
1,2-Dichlorobenzene	23	250
1,2-Dichloroethane	25	250
1,2-Dichloropropane	25	250
1,3,5-Trimethylbenzene	24	250
1,3-Dichlorobenzene	19	250
1,4-Dichlorobenzene	20	250
2-Butanone	49	250
2-Chloroethyl vinyl ether	26	250
2-Hexanone	23	250
4-Isopropyltoluene	14	250
4-Methyl-2-pentanone	21	250
Acetone	89	250
Benzene	20	250
Bromodichloromethane	17	250
Bromoform	24	250
Bromomethane	77	250
Carbon disulfide	19	250
Carbon tetrachloride	25	250
Chlorobenzene	15	250
Chloroethane	89	250
Chloroform	22	250
Chloromethane	31	250
cis-1,2-Dichloroethene	27	250
cis-1,3-Dichloropropene	29	250
Dibromochloromethane	17	250
Ethylbenzene	22	250
Isopropylbenzene	20	250
m,p-Xylene	28	250
Methyl tert-butyl ether	30	250
Methylene chloride	30	250
n-Butylbenzene	19	250
n-Propylbenzene	16	250
Naphthalene	36	250
o-Xylene	13	250
sec-Butylbenzene	14	250
Styrene	18	250
tert-Butylbenzene	15	250
Tetrachloroethene	25	250
Toluene	15	250
trans-1,2-Dichloroethene	20	250
trans-1,3-Dichloropropene	27	250
Trichloroethene	14	250
Trichlorofluoromethane	43	250
Vinyl acetate	29	250

Vinyl chloride	30	250
Xylene (Total)	13	250

ug/L

Analyte	MDL	PQL
1,1,1-Trichloroethane	0.5	5
1,1,2,2-Tetrachloroethane	0.42	5
1,1,2-Trichloroethane	0.38	5
1,1-Dichloroethane	0.25	5
1,1-Dichloroethene	0.39	5
1,2,4-Trimethylbenzene	0.4	5
1,2-Dichlorobenzene	0.33	5
1,2-Dichloroethane	0.41	5
1,2-Dichloropropane	0.61	5
1,3,5-Trimethylbenzene	0.45	5
1,3-Dichlorobenzene	0.29	5
1,4-Dichlorobenzene	0.4	5
2-Butanone	2.1	5
2-Chloroethyl vinyl ether	0.24	5
2-Hexanone	1.7	5
4-Isopropyltoluene	0.46	5
4-Methyl-2-pentanone	0.82	5
Acetone	2.2	5
Benzene	0.33	5
Bromodichloromethane	0.26	5
Bromoform	0.77	5
Bromomethane	0.8	5
Carbon disulfide	0.34	5
Carbon tetrachloride	0.54	5
Chlorobenzene	0.26	5
Chloroethane	0.48	5
Chloroform	0.33	5
Chloromethane	0.26	5
cis-1,2-Dichloroethene	0.48	5
cis-1,3-Dichloropropene	0.45	5
Dibromochloromethane	0.57	5
Ethylbenzene	0.35	5
Isopropylbenzene	0.38	5
m,p-Xylene	0.77	5
Methyl tert-butyl ether	0.24	5
Methylene chloride	0.41	5
n-Butylbenzene	0.33	5
n-Propylbenzene	0.64	5
Naphthalene	0.8	5
o-Xylene	0.36	5
sec-Butylbenzene	0.28	5
Styrene	0.5	5
tert-Butylbenzene	0.37	5
Tetrachloroethene	0.65	5
Toluene	0.32	5
trans-1,2-Dichloroethene	0.65	5
trans-1,3-Dichloropropene	0.48	5
Trichloroethene	0.36	5
Trichlorofluoromethane	0.54	5
Vinyl acetate	0.35	5

Vinyl chloride	0.5	5
Xylene (Total)	0.36	5

ug/Kg

Analyte	MDL	PQL
1,2,4-Trichlorobenzene	46	330
1,2-Dichlorobenzene	42	330
1,3-Dichlorobenzene	40	330
1,4-Dichlorobenzene	36	330
2,2´-oxybis(1-Chloropropane)	51	330
2,4,5-Trichlorophenol	37	670
2,4,6-Trichlorophenol	39	330
2,4-Dichlorophenol	38	330
2,4-Dimethylphenol	36	330
2,4-Dinitrophenol	180	670
2,4-Dinitrotoluene	23	330
2,6-Dinitrotoluene	28	330
2-Chloronaphthalene	38	330
2-Chlorophenol	41	330
2-Methylnaphthalene	42	330
2-Methylphenol	38	330
2-Nitroaniline	21	670
2-Nitrophenol	36	330
3,3´-Dichlorobenzidine	35	330
3-Nitroaniline	24	670
4,6-Dinitro-2-methylphenol	25	670
4-Bromophenyl-phenylether	32	330
4-Chloro-3-methylphenol	26	330
4-Chloroaniline	24	330
4-Chlorophenyl-phenylether	40	330
4-Methylphenol	35	330
4-Nitroaniline	25	670
4-Nitrophenol	22	670
Acenaphthene	39	330
Acenaphthylene	37	330
Anthracene	27	330
Benzo(a)anthracene	33	330
Benzo(a)pyrene	31	330
Benzo(b)fluoranthene	40	330
Benzo(g,h,i)perylene	38	330
Benzo(k)fluoranthene	43	330
Bis(2-chloroethoxy)methane	39	330
Bis(2-chloroethyl)ether	42	330
Bis(2-ethylhexyl)phthalate	29	330
Butylbenzylphthalate	26	330
Carbazole	28	330
Chrysene	29	330
Di-n-butylphthalate	28	330
Di-n-octylphthalate	28	330
Dibenzo(a,h)anthracene	35	330
Dibenzofuran	36	330
Diethylphthalate	24	330
Dimethylphthalate	30	330
Fluoranthene	29	330
Fluorene	33	330

Hexachlorobenzene	32	330
Hexachlorobutadiene	45	330
Hexachlorocyclopentadiene	96	330
Hexachloroethane	35	330
Indeno(1,2,3-cd)pyrene	37	330
Isophorone	34	330
N-Nitroso-di-n-propylamine	32	330
N-Nitrosodiphenylamine	29	330
Naphthalene	41	330
Nitrobenzene	38	330
Pentachlorophenol	140	670
Phenanthrene	26	330
Phenol	37	330
Pyrene	32	330

ug/L

Analyte	MDL	PQL
1,2,4-Trichlorobenzene	0.93	10
1,2-Dichlorobenzene	0.84	10
1,3-Dichlorobenzene	0.71	10
1,4-Dichlorobenzene	1.1	10
2,2´-oxybis(1-Chloropropane)	0.78	10
2,4,5-Trichlorophenol	0.26	20
2,4,6-Trichlorophenol	0.53	10
2,4-Dichlorophenol	0.57	10
2,4-Dimethylphenol	1.8	10
2,4-Dinitrophenol	3.5	20
2,4-Dinitrotoluene	0.41	10
2,6-Dinitrotoluene	0.52	10
2-Chloronaphthalene	0.81	10
2-Chlorophenol	0.61	10
2-Methylnaphthalene	0.94	10
2-Methylphenol	0.96	10
2-Nitroaniline	0.71	20
2-Nitrophenol	0.6	10
3,3´-Dichlorobenzidine	1.7	10
3-Nitroaniline	0.97	20
4,6-Dinitro-2-methylphenol	0.79	20
4-Bromophenyl-phenylether	0.54	10
4-Chloro-3-methylphenol	0.6	10
4-Chloroaniline	2	10
4-Chlorophenyl-phenylether	0.41	10
4-Methylphenol	1.4	10
4-Nitroaniline	0.96	20
4-Nitrophenol	0.53	20
Acenaphthene	0.65	10
Acenaphthylene	0.42	10
Anthracene	0.48	10
Benzo(a)anthracene	0.4	10
Benzo(a)pyrene	1.2	10
Benzo(b)fluoranthene	0.94	10
Benzo(g,h,i)perylene	0.39	10
Benzo(k)fluoranthene	1.2	10
Bis(2-chloroethoxy)methane	1.1	10
Bis(2-chloroethyl)ether	0.75	10
Bis(2-ethylhexyl)phthalate	1.3	10
Butylbenzylphthalate	0.32	10
Carbazole	0.64	10
Chrysene	0.42	10
Di-n-butylphthalate	0.48	10
Di-n-octylphthalate	0.47	10
Dibenzo(a,h)anthracene	0.44	10
Dibenzofuran	0.52	10
Diethylphthalate	0.45	10
Dimethylphthalate	0.37	10
Fluoranthene	0.33	10
Fluorene	0.44	10

Hexachlorobenzene	0.44	10
Hexachlorobutadiene	0.75	10
Hexachlorocyclopentadiene	1	10
Hexachloroethane	0.55	10
Indeno(1,2,3-cd)pyrene	0.38	10
Isophorone	0.47	10
N-Nitroso-di-n-propylamine	0.63	10
N-Nitrosodiphenylamine	1.1	10
Naphthalene	0.96	10
Nitrobenzene	1.6	10
Pentachlorophenol	1.7	20
Phenanthrene	0.45	10
Phenol	0.75	10
Pyrene	0.44	10

ug/Kg

Analyte	MDL	PQL
4,4´-DDD	0.22	3.3
4,4´-DDE	0.25	3.3
4,4´-DDT	0.33	3.3
Aldrin	0.11	1.7
alpha-BHC	0.056	1.7
alpha-Chlordane	0.087	1.7
beta-BHC	0.063	1.7
delta-BHC	0.12	1.7
Dieldrin	0.16	3.3
Endosulfan I	0.06	1.7
Endosulfan II	0.15	3.3
Endosulfan sulfate	0.13	3.3
Endrin	0.14	3.3
Endrin aldehyde	0.23	3.3
Endrin ketone	0.12	3.3
gamma-BHC (Lindane)	0.055	1.7
gamma-Chlordane	0.21	1.7
Heptachlor	0.072	1.7
Heptachlor epoxide	0.16	1.7
Methoxychlor	0.88	17
Toxaphene	8.8	170

ug/L

Analyte	MDL	PQL
4,4´-DDD	0.0064	0.1
4,4´-DDE	0.0056	0.1
4,4´-DDT	0.007	0.1
Aldrin	0.0043	0.05
alpha-BHC	0.0018	0.05
alpha-Chlordane	0.0024	0.05
beta-BHC	0.002	0.05
delta-BHC	0.0027	0.05
Dieldrin	0.0056	0.1
Endosulfan I	0.0029	0.05
Endosulfan II	0.0031	0.1
Endosulfan sulfate	0.0045	0.1
Endrin	0.0035	0.1
Endrin aldehyde	0.015	0.1
Endrin ketone	0.0046	0.1
gamma-BHC (Lindane)	0.0019	0.05
gamma-Chlordane	0.0026	0.05
Heptachlor	0.0039	0.05
Heptachlor epoxide	0.0028	0.05
Methoxychlor	0.031	0.5
Toxaphene	0.14	5

ug/Kg

Analyte	MDL	PQL
Aroclor-1016	2.5	33
Aroclor-1221	4.4	33
Aroclor-1232	2.4	33
Aroclor-1242	2.5	33
Aroclor-1248	3.8	33
Aroclor-1254	4.4	33
Aroclor-1260	1.8	33

ug/L

Analyte	MDL	PQL
Aroclor-1016	0.119	1
Aroclor-1221	0.095	1
Aroclor-1232	0.185	1
Aroclor-1242	0.03	1
Aroclor-1248	0.063	1
Aroclor-1254	0.204	1
Aroclor-1260	0.105	1

Data Usability Summary Report

Vali-Data of WNY, LLC
1514 Davis Rd.
West Falls, NY 14170

690 St. Paul St. Bldg. 14b
Centek Laboratories, LLC # C0808019

8/15/08
IAQ and
Sub-slab

Prepared by

Jodi Zimmerman, B.S.
Owner
Vali-Data of WNY, LLC
1514 Davis Rd.
West Falls, NY 14170

DELIVERABLES

This Data Usability Summary Report (DUSR) was prepared by evaluating the analytical data package for St. Paul St. Bldg. 14b, Centek Laboratories, LLC ID C0808019, submitted to Vali-Data of WNY, LLC on August 25, 2008. The laboratory performed the analysis using Compendium of Methods for the Determination of Toxic Organic Compounds, Compendium Method TO-15, January 1999.

ORGANICS

The following items/criteria were reviewed for this report:

- Data Completeness
- Narrative and Data Reporting Forms
- Chain-of-Custody and Traffic Reports
- Holding Times
- Internal Standard (IS) Area Performance
- Surrogate Spike Recoveries
- Method Blank
- Laboratory Control Samples
- MS/MSD
- Compound Quantitation
- Initial Calibration
- Continuing Calibration
- GC/MS Tuning
- Canister Certification Blanks
- Canister Certification Pressure Differences

The items listed above were technically in compliance with the method and SOP criteria with the exceptions discussed in the text below. The data have been reviewed according to the procedures outlined above and qualified accordingly.

OVERALL EVALUATION OF DATA AND POTENTIAL USABILITY ISSUES

Overall the data are acceptable for use. A few analytes have been qualified as estimated, as discussed in Laboratory Control Samples.

DATA COMPLETENESS

All criteria were met with the exception of the following:

- R qualifiers were not recorded for three compounds based on %RPD's as discussed in MS/MSD below.

NARRATIVE AND DATA REPORTING FORMS

All criteria were met. Suggested amendments to the LCS and MS/MSD Corrective Action Reports stated in further items.

CHAIN-OF CUSTODY AND TRAFFIC REPORTS

All criteria were met except the following:

- Canister 282 did not appear on the Bottle Order but was used and reported throughout.

HOLDING TIMES

All holding times for the samples were met.

INTERNAL STANDARD (IS)

The IS did meet criteria for all samples once corrective action was performed

SURROGATE SPIKE RECOVERIES

Surrogate (BFB) recoveries were monitored and kept at ± 20%.

METHOD BLANK

All the criteria were met for the method blanks

FIELD AND TRIP BLANKS

There were no field QC samples associated with the samples in this report. All criteria for the trip blank were met.

FIELD DUPLICATE SAMPLE PRECISION

One set of field duplicate samples, C0808019-005 and -006 (ambient air), showed little difference in their results. Heptane was found in -006 and not -005, but the analyte was detected at or below quantitation limits. In the other set of duplicate samples, C0808019-003 and -004 (sub-slab air), several analytes were found in one sample and not the other. Concentrations of some of those analytes differed significantly between duplicate samples, while others did not.

LABORATORY CONTROL SAMPLES

All criteria were met for most compounds, including TCE and carbon tetrachloride; but out of range (± 30%) for a few others. None of the analytes that were out of range were detected in any sample. Several analytes fell out of range for the %RPD. None of the analytes that fell out of range for the %RPD were in any on the samples except one. The results for the analyte, 1,2-dichloroethane, which fell out of range and was in 5 samples, are acceptable for use; but are biased low.

MS/MSD

All criteria were met for most compounds. In the MS several compounds did not fit criteria. Of those, all but 3 could be due to the matrix. Of the three that were out of range and were probably not

influenced by the matrix, two were not found in any of the samples. The third, 2,2,4-trimethylpentane, which was found in samples C0808019-011, 012, 014, would be biased high. In the MSD several compounds did not fit criteria. Of those, all but six could be due to the matrix. Of the six that were out of range and probably not influenced by the matrix, none but the 2,2,4-trimethylpentane, were found in any sample. All were biased high except 1,4-dioxane, which was not detected in any sample. The % RPD for the MS/MSD met criteria for all but three compounds. Of those three, only cyclohexane fell out of %recovery range for either the MS or MSD. Cyclohexane biased high. Conclusion; results can be accepted.

COMPOUND QUANTITATION

All criteria were met.

INITIAL CALIBRATION

All criteria were met ($\leq$ 30%). Up to 3 compounds may exceed 30%.

CONTINUING CALIBRATION

All criteria were met ($\leq$ 30%) except two analytes of interest fell out of range (one on each of the two continuing calibration reports). Neither analyte was found in any sample.

GC/MS TUNING

All criteria were met.

CANISTER CERIFICATION BLANKS

QC Canister Cleaning and Maintenance logbooks were included along with their corresponding spectra and results.

CANISTER CERTIFICATION PRESSURES DIFFERENCES

All criteria were met.

Centek Laboratories, LLC

Date: *18-Aug-08*

CLIENT:	LaBella Associates, Pc	**Client Sample ID:**	Entrance NE SS
Lab Order:	C0808019	**Tag Number:**	465,453
Project:	690 St. Paul Bldg 14B	**Collection Date:**	8/15/2008
Lab ID:	C0808019-001A	**Matrix:**	AIR

Analyses	Result	Limit	Qual	Units	DF	Date Analyzed
1UG/M3 BY METHOD TO15		**TO-15**				Analyst: **RJP**
1,1,1-Trichloroethane	ND	0.83		ug/m3	1	8/16/2008 8:13:00 AM
1,1,2,2-Tetrachloroethane	ND	1.0		ug/m3	1	8/16/2008 8:13:00 AM
1,1,2-Trichloroethane	ND	0.83		ug/m3	1	8/16/2008 8:13:00 AM
1,1-Dichloroethane	ND	0.62		ug/m3	1	8/16/2008 8:13:00 AM
1,1-Dichloroethene	ND	0.60		ug/m3	1	8/16/2008 8:13:00 AM
1,2,4-Trichlorobenzene	ND	1.1		ug/m3	1	8/16/2008 8:13:00 AM
1,2,4-Trimethylbenzene	3.3	0.75		ug/m3	1	8/16/2008 8:13:00 AM
1,2-Dibromoethane	ND	1.2		ug/m3	1	8/16/2008 8:13:00 AM
1,2-Dichlorobenzene	ND	0.92		ug/m3	1	8/16/2008 8:13:00 AM
1,2-Dichloroethane	1.1	0.62		ug/m3	1	8/16/2008 8:13:00 AM
1,2-Dichloropropane	ND	0.70		ug/m3	1	8/16/2008 8:13:00 AM
1,3,5-Trimethylbenzene	1.9	0.75		ug/m3	1	8/16/2008 8:13:00 AM
1,3-butadiene	ND	0.34		ug/m3	1	8/16/2008 8:13:00 AM
1,3-Dichlorobenzene	ND	0.92		ug/m3	1	8/16/2008 8:13:00 AM
1,4-Dichlorobenzene	ND	0.92		ug/m3	1	8/16/2008 8:13:00 AM
1,4-Dioxane	ND	1.1		ug/m3	1	8/16/2008 8:13:00 AM
2,2,4-trimethylpentane	ND	0.71		ug/m3	1	8/16/2008 8:13:00 AM
4-ethyltoluene	1.0	0.75		ug/m3	1	8/16/2008 8:13:00 AM
Acetone	44	7.2		ug/m3	10	8/16/2008 8:48:00 AM
Allyl chloride	ND	0.48		ug/m3	1	8/16/2008 8:13:00 AM
Benzene	3.5	0.49		ug/m3	1	8/16/2008 8:13:00 AM
Benzyl chloride	ND	0.88		ug/m3	1	8/16/2008 8:13:00 AM
Bromodichloromethane	ND	1.0		ug/m3	1	8/16/2008 8:13:00 AM
Bromoform	ND	1.6		ug/m3	1	8/16/2008 8:13:00 AM
Bromomethane	ND	0.59		ug/m3	1	8/16/2008 8:13:00 AM
Carbon disulfide	1.1	0.47		ug/m3	1	8/16/2008 8:13:00 AM
Carbon tetrachloride	ND	0.96		ug/m3	1	8/16/2008 8:13:00 AM
Chlorobenzene	ND	0.70		ug/m3	1	8/16/2008 8:13:00 AM
Chloroethane	ND	0.40		ug/m3	1	8/16/2008 8:13:00 AM
Chloroform	ND	0.74		ug/m3	1	8/16/2008 8:13:00 AM
Chloromethane	1.5	0.31		ug/m3	1	8/16/2008 8:13:00 AM
cis-1,2-Dichloroethene	2.7	0.60		ug/m3	1	8/16/2008 8:13:00 AM
cis-1,3-Dichloropropene	ND	0.69		ug/m3	1	8/16/2008 8:13:00 AM
Cyclohexane	72	5.2		ug/m3	10	8/16/2008 8:48:00 AM
Dibromochloromethane	ND	1.3		ug/m3	1	8/16/2008 8:13:00 AM
Ethyl acetate	ND	0.92		ug/m3	1	8/16/2008 8:13:00 AM
Ethylbenzene	1.7	0.66		ug/m3	1	8/16/2008 8:13:00 AM
Freon 11	3.7	0.86		ug/m3	1	8/16/2008 8:13:00 AM
Freon 113	ND	1.2		ug/m3	1	8/16/2008 8:13:00 AM
Freon 114	ND	1.1		ug/m3	1	8/16/2008 8:13:00 AM

Qualifiers:

B	Analyte detected in the associated Method Blank	E	Value above quantitation range
H	Holding times for preparation or analysis exceeded	J	Analyte detected at or below quantitation limits
JN	Non-routine analyte. Quantitation estimated.	ND	Not Detected at the Reporting Limit
S	Spike Recovery outside accepted recovery limits		

Centek Laboratories, LLC

Date: *18-Aug-08*

CLIENT:	LaBella Associates, Pc	**Client Sample ID:**	Entrance NE SS
Lab Order:	C0808019	**Tag Number:**	465,453
Project:	690 St. Paul Bldg 14B	**Collection Date:**	8/15/2008
Lab ID:	C0808019-001A	**Matrix:**	AIR

Analyses	Result	Limit	Qual	Units	DF	Date Analyzed
1UG/M3 BY METHOD TO15		**TO-15**				Analyst: **RJP**
Freon 12	1.7	0.75		ug/m3	1	8/16/2008 8:13:00 AM
Heptane	21	6.2		ug/m3	10	8/16/2008 8:48:00 AM
Hexachloro-1,3-butadiene	ND	1.6		ug/m3	1	8/16/2008 8:13:00 AM
Hexane	67	21		ug/m3	40	8/16/2008 9:23:00 AM
Isopropyl alcohol	ND	0.37		ug/m3	1	8/16/2008 8:13:00 AM
m&p-Xylene	3.4	1.3		ug/m3	1	8/16/2008 8:13:00 AM
Methyl Butyl Ketone	ND	1.2		ug/m3	1	8/16/2008 8:13:00 AM
Methyl Ethyl Ketone	ND	0.90		ug/m3	1	8/16/2008 8:13:00 AM
Methyl Isobutyl Ketone	17	12		ug/m3	10	8/16/2008 8:48:00 AM
Methyl tert-butyl ether	ND	0.55		ug/m3	1	8/16/2008 8:13:00 AM
Methylene chloride	6.0	0.53		ug/m3	1	8/16/2008 8:13:00 AM
o-Xylene	1.2	0.66		ug/m3	1	8/16/2008 8:13:00 AM
Propylene	ND	0.26		ug/m3	1	8/16/2008 8:13:00 AM
Styrene	ND	0.65		ug/m3	1	8/16/2008 8:13:00 AM
Tetrachloroethylene	0.69	1.0	J	ug/m3	1	8/16/2008 8:13:00 AM
Tetrahydrofuran	ND	0.45		ug/m3	1	8/16/2008 8:13:00 AM
Toluene	8.4	0.57		ug/m3	1	8/16/2008 8:13:00 AM
trans-1,2-Dichloroethene	ND	0.60		ug/m3	1	8/16/2008 8:13:00 AM
trans-1,3-Dichloropropene	ND	0.69		ug/m3	1	8/16/2008 8:13:00 AM
Trichloroethene	9.1	0.82		ug/m3	1	8/16/2008 8:13:00 AM
Vinyl acetate	ND	0.54		ug/m3	1	8/16/2008 8:13:00 AM
Vinyl Bromide	ND	0.67		ug/m3	1	8/16/2008 8:13:00 AM
Vinyl chloride	ND	0.39		ug/m3	1	8/16/2008 8:13:00 AM

Qualifiers:

B	Analyte detected in the associated Method Blank	E	Value above quantitation range
H	Holding times for preparation or analysis exceeded	J	Analyte detected at or below quantitation limits
JN	Non-routine analyte. Quantitation estimated.	ND	Not Detected at the Reporting Limit
S	Spike Recovery outside accepted recovery limits		

Centek Laboratories, LLC

Date: *18-Aug-08*

CLIENT:	LaBella Associates, Pc	**Client Sample ID:**	Entrance NE Amb
Lab Order:	C0808019	**Tag Number:**	86,297
Project:	690 St. Paul Bldg 14B	**Collection Date:**	8/15/2008
Lab ID:	C0808019-002A	**Matrix:**	

Analyses	Result	Limit	Qual	Units	DF	Date Analyzed
1UG/M3 W/ 0.25UG/M3 CT-TCE-VC		**TO-15**				Analyst: **RJP**
1,1,1-Trichloroethane	ND	0.832		ug/m3	1	8/15/2008 10:13:00 PM
1,1,2,2-Tetrachloroethane	ND	1.05		ug/m3	1	8/15/2008 10:13:00 PM
1,1,2-Trichloroethane	ND	0.832		ug/m3	1	8/15/2008 10:13:00 PM
1,1-Dichloroethane	ND	0.617		ug/m3	1	8/15/2008 10:13:00 PM
1,1-Dichloroethene	ND	0.605		ug/m3	1	8/15/2008 10:13:00 PM
1,2,4-Trichlorobenzene	ND	1.13		ug/m3	1	8/15/2008 10:13:00 PM
1,2,4-Trimethylbenzene	4.05	0.749		ug/m3	1	8/15/2008 10:13:00 PM
1,2-Dibromoethane	ND	1.17		ug/m3	1	8/15/2008 10:13:00 PM
1,2-Dichlorobenzene	ND	0.917		ug/m3	1	8/15/2008 10:13:00 PM
1,2-Dichloroethane	ND	0.617		ug/m3	1	8/15/2008 10:13:00 PM
1,2-Dichloropropane	ND	0.705		ug/m3	1	8/15/2008 10:13:00 PM
1,3,5-Trimethylbenzene	1.60	0.750		ug/m3	1	8/15/2008 10:13:00 PM
1,3-butadiene	ND	0.337		ug/m3	1	8/15/2008 10:13:00 PM
1,3-Dichlorobenzene	ND	0.917		ug/m3	1	8/15/2008 10:13:00 PM
1,4-Dichlorobenzene	ND	0.917		ug/m3	1	8/15/2008 10:13:00 PM
1,4-Dioxane	ND	1.10		ug/m3	1	8/15/2008 10:13:00 PM
2,2,4-trimethylpentane	ND	0.712		ug/m3	1	8/15/2008 10:13:00 PM
4-ethyltoluene	0.550	0.750	J	ug/m3	1	8/15/2008 10:13:00 PM
Acetone	17.4	7.24		ug/m3	10	8/15/2008 10:48:00 PM
Allyl chloride	ND	0.477		ug/m3	1	8/15/2008 10:13:00 PM
Benzene	0.649	0.487		ug/m3	1	8/15/2008 10:13:00 PM
Benzyl chloride	ND	0.877		ug/m3	1	8/15/2008 10:13:00 PM
Bromodichloromethane	ND	1.02		ug/m3	1	8/15/2008 10:13:00 PM
Bromoform	ND	1.58		ug/m3	1	8/15/2008 10:13:00 PM
Bromomethane	ND	0.592		ug/m3	1	8/15/2008 10:13:00 PM
Carbon disulfide	ND	0.475		ug/m3	1	8/15/2008 10:13:00 PM
Carbon tetrachloride	ND	0.256		ug/m3	1	8/15/2008 10:13:00 PM
Chlorobenzene	ND	0.702		ug/m3	1	8/15/2008 10:13:00 PM
Chloroethane	ND	0.402		ug/m3	1	8/15/2008 10:13:00 PM
Chloroform	ND	0.744		ug/m3	1	8/15/2008 10:13:00 PM
Chloromethane	0.525	0.315		ug/m3	1	8/15/2008 10:13:00 PM
cis-1,2-Dichloroethene	ND	0.604		ug/m3	1	8/15/2008 10:13:00 PM
cis-1,3-Dichloropropene	ND	0.692		ug/m3	1	8/15/2008 10:13:00 PM
Cyclohexane	ND	0.525		ug/m3	1	8/15/2008 10:13:00 PM
Dibromochloromethane	ND	1.30		ug/m3	1	8/15/2008 10:13:00 PM
Ethyl acetate	0.842	0.916	J	ug/m3	1	8/15/2008 10:13:00 PM
Ethylbenzene	0.530	0.662	J	ug/m3	1	8/15/2008 10:13:00 PM
Freon 11	0.685	0.857	J	ug/m3	1	8/15/2008 10:13:00 PM
Freon 113	ND	1.17		ug/m3	1	8/15/2008 10:13:00 PM
Freon 114	ND	1.07		ug/m3	1	8/15/2008 10:13:00 PM

Qualifiers:

B	Analyte detected in the associated Method Blank	E	Value above quantitation range
H	Holding times for preparation or analysis exceeded	J	Analyte detected at or below quantitation limits
JN	Non-routine analyte. Quantitation estimated.	ND	Not Detected at the Reporting Limit
S	Spike Recovery outside accepted recovery limits		

Centek Laboratories, LLC

Date: *18-Aug-08*

CLIENT:	LaBella Associates, Pc	**Client Sample ID:**	Entrance NE Amb
Lab Order:	C0808019	**Tag Number:**	86,297
Project:	690 St. Paul Bldg 14B	**Collection Date:**	8/15/2008
Lab ID:	C0808019-002A	**Matrix:**	

Analyses	Result	Limit	Qual	Units	DF	Date Analyzed
1UG/M3 W/ 0.25UG/M3 CT-TCE-VC		**TO-15**				Analyst: **RJP**
Freon 12	1.56	0.754		ug/m3	1	8/15/2008 10:13:00 PM
Heptane	1.33	0.625		ug/m3	1	8/15/2008 10:13:00 PM
Hexachloro-1,3-butadiene	ND	1.63		ug/m3	1	8/15/2008 10:13:00 PM
Hexane	0.716	0.537		ug/m3	1	8/15/2008 10:13:00 PM
Isopropyl alcohol	2.57	0.375		ug/m3	1	8/15/2008 10:13:00 PM
m&p-Xylene	1.46	1.32		ug/m3	1	8/15/2008 10:13:00 PM
Methyl Butyl Ketone	ND	1.25		ug/m3	1	8/15/2008 10:13:00 PM
Methyl Ethyl Ketone	1.11	0.899		ug/m3	1	8/15/2008 10:13:00 PM
Methyl Isobutyl Ketone	1.21	1.25	J	ug/m3	1	8/15/2008 10:13:00 PM
Methyl tert-butyl ether	ND	0.550		ug/m3	1	8/15/2008 10:13:00 PM
Methylene chloride	0.918	0.530		ug/m3	1	8/15/2008 10:13:00 PM
o-Xylene	0.662	0.662		ug/m3	1	8/15/2008 10:13:00 PM
Propylene	ND	0.262		ug/m3	1	8/15/2008 10:13:00 PM
Styrene	0.520	0.649	J	ug/m3	1	8/15/2008 10:13:00 PM
Tetrachloroethylene	ND	1.03		ug/m3	1	8/15/2008 10:13:00 PM
Tetrahydrofuran	ND	0.450		ug/m3	1	8/15/2008 10:13:00 PM
Toluene	4.18	0.575		ug/m3	1	8/15/2008 10:13:00 PM
trans-1,2-Dichloroethene	ND	0.604		ug/m3	1	8/15/2008 10:13:00 PM
trans-1,3-Dichloropropene	ND	0.692		ug/m3	1	8/15/2008 10:13:00 PM
Trichloroethene	1.37	0.218		ug/m3	1	8/15/2008 10:13:00 PM
Vinyl acetate	ND	0.537		ug/m3	1	8/15/2008 10:13:00 PM
Vinyl Bromide	ND	0.667		ug/m3	1	8/15/2008 10:13:00 PM
Vinyl chloride	ND	0.104		ug/m3	1	8/15/2008 10:13:00 PM

Qualifiers:

B	Analyte detected in the associated Method Blank	E	Value above quantitation range
H	Holding times for preparation or analysis exceeded	J	Analyte detected at or below quantitation limits
JN	Non-routine analyte. Quantitation estimated.	ND	Not Detected at the Reporting Limit
S	Spike Recovery outside accepted recovery limits		

Centek Laboratories, LLC

Date: *18-Aug-08*

CLIENT:	LaBella Associates, Pc	**Client Sample ID:**	Entrance SE SS-1
Lab Order:	C0808019	**Tag Number:**	102,120
Project:	690 St. Paul Bldg 14B	**Collection Date:**	8/15/2008
Lab ID:	C0808019-003A	**Matrix:**	AIR

Analyses	Result	Limit	Qual	Units	DF	Date Analyzed
1UG/M3 BY METHOD TO15		**TO-15**				Analyst: **RJP**
1,1,1-Trichloroethane	ND	0.83		ug/m3	1	8/16/2008 9:58:00 AM
1,1,2,2-Tetrachloroethane	ND	1.0		ug/m3	1	8/16/2008 9:58:00 AM
1,1,2-Trichloroethane	ND	0.83		ug/m3	1	8/16/2008 9:58:00 AM
1,1-Dichloroethane	ND	0.62		ug/m3	1	8/16/2008 9:58:00 AM
1,1-Dichloroethene	ND	0.60		ug/m3	1	8/16/2008 9:58:00 AM
1,2,4-Trichlorobenzene	ND	1.1		ug/m3	1	8/16/2008 9:58:00 AM
1,2,4-Trimethylbenzene	3.1	0.75		ug/m3	1	8/16/2008 9:58:00 AM
1,2-Dibromoethane	ND	1.2		ug/m3	1	8/16/2008 9:58:00 AM
1,2-Dichlorobenzene	ND	0.92		ug/m3	1	8/16/2008 9:58:00 AM
1,2-Dichloroethane	ND	0.62		ug/m3	1	8/16/2008 9:58:00 AM
1,2-Dichloropropane	ND	0.70		ug/m3	1	8/16/2008 9:58:00 AM
1,3,5-Trimethylbenzene	1.8	0.75		ug/m3	1	8/16/2008 9:58:00 AM
1,3-butadiene	ND	0.34		ug/m3	1	8/16/2008 9:58:00 AM
1,3-Dichlorobenzene	ND	0.92		ug/m3	1	8/16/2008 9:58:00 AM
1,4-Dichlorobenzene	1.2	0.92		ug/m3	1	8/16/2008 9:58:00 AM
1,4-Dioxane	ND	1.1		ug/m3	1	8/16/2008 9:58:00 AM
2,2,4-trimethylpentane	ND	0.71		ug/m3	1	8/16/2008 9:58:00 AM
4-ethyltoluene	0.85	0.75		ug/m3	1	8/16/2008 9:58:00 AM
Acetone	15	7.2		ug/m3	10	8/16/2008 10:33:00 AM
Allyl chloride	ND	0.48		ug/m3	1	8/16/2008 9:58:00 AM
Benzene	ND	0.49		ug/m3	1	8/16/2008 9:58:00 AM
Benzyl chloride	ND	0.88		ug/m3	1	8/16/2008 9:58:00 AM
Bromodichloromethane	ND	1.0		ug/m3	1	8/16/2008 9:58:00 AM
Bromoform	ND	1.6		ug/m3	1	8/16/2008 9:58:00 AM
Bromomethane	ND	0.59		ug/m3	1	8/16/2008 9:58:00 AM
Carbon disulfide	ND	0.47		ug/m3	1	8/16/2008 9:58:00 AM
Carbon tetrachloride	ND	0.96		ug/m3	1	8/16/2008 9:58:00 AM
Chlorobenzene	ND	0.70		ug/m3	1	8/16/2008 9:58:00 AM
Chloroethane	ND	0.40		ug/m3	1	8/16/2008 9:58:00 AM
Chloroform	ND	0.74		ug/m3	1	8/16/2008 9:58:00 AM
Chloromethane	0.59	0.31		ug/m3	1	8/16/2008 9:58:00 AM
cis-1,2-Dichloroethene	1.0	0.60		ug/m3	1	8/16/2008 9:58:00 AM
cis-1,3-Dichloropropene	ND	0.69		ug/m3	1	8/16/2008 9:58:00 AM
Cyclohexane	ND	0.52		ug/m3	1	8/16/2008 9:58:00 AM
Dibromochloromethane	ND	1.3		ug/m3	1	8/16/2008 9:58:00 AM
Ethyl acetate	0.84	0.92	J	ug/m3	1	8/16/2008 9:58:00 AM
Ethylbenzene	0.57	0.66	J	ug/m3	1	8/16/2008 9:58:00 AM
Freon 11	0.97	0.86		ug/m3	1	8/16/2008 9:58:00 AM
Freon 113	ND	1.2		ug/m3	1	8/16/2008 9:58:00 AM
Freon 114	ND	1.1		ug/m3	1	8/16/2008 9:58:00 AM

Qualifiers:

B	Analyte detected in the associated Method Blank	E	Value above quantitation range
H	Holding times for preparation or analysis exceeded	J	Analyte detected at or below quantitation limits
JN	Non-routine analyte. Quantitation estimated.	ND	Not Detected at the Reporting Limit
S	Spike Recovery outside accepted recovery limits		

Centek Laboratories, LLC

Date: *18-Aug-08*

CLIENT:	LaBella Associates, Pc	**Client Sample ID:**	Entrance SE SS-1
Lab Order:	C0808019	**Tag Number:**	102,120
Project:	690 St. Paul Bldg 14B	**Collection Date:**	8/15/2008
Lab ID:	C0808019-003A	**Matrix:**	AIR

Analyses	Result	Limit	Qual	Units	DF	Date Analyzed
1UG/M3 BY METHOD TO15		**TO-15**				Analyst: **RJP**
Freon 12	2.0	0.75		ug/m3	1	8/16/2008 9:58:00 AM
Heptane	0.58	0.62	J	ug/m3	1	8/16/2008 9:58:00 AM
Hexachloro-1,3-butadiene	ND	1.6		ug/m3	1	8/16/2008 9:58:00 AM
Hexane	ND	0.54		ug/m3	1	8/16/2008 9:58:00 AM
Isopropyl alcohol	1.3	0.37		ug/m3	1	8/16/2008 9:58:00 AM
m&p-Xylene	1.2	1.3	J	ug/m3	1	8/16/2008 9:58:00 AM
Methyl Butyl Ketone	ND	1.2		ug/m3	1	8/16/2008 9:58:00 AM
Methyl Ethyl Ketone	0.72	0.90	J	ug/m3	1	8/16/2008 9:58:00 AM
Methyl Isobutyl Ketone	ND	1.2		ug/m3	1	8/16/2008 9:58:00 AM
Methyl tert-butyl ether	ND	0.55		ug/m3	1	8/16/2008 9:58:00 AM
Methylene chloride	2.2	0.53		ug/m3	1	8/16/2008 9:58:00 AM
o-Xylene	0.66	0.66		ug/m3	1	8/16/2008 9:58:00 AM
Propylene	ND	0.26		ug/m3	1	8/16/2008 9:58:00 AM
Styrene	ND	0.65		ug/m3	1	8/16/2008 9:58:00 AM
Tetrachloroethylene	ND	1.0		ug/m3	1	8/16/2008 9:58:00 AM
Tetrahydrofuran	ND	0.45		ug/m3	1	8/16/2008 9:58:00 AM
Toluene	1.5	0.57		ug/m3	1	8/16/2008 9:58:00 AM
trans-1,2-Dichloroethene	ND	0.60		ug/m3	1	8/16/2008 9:58:00 AM
trans-1,3-Dichloropropene	ND	0.69		ug/m3	1	8/16/2008 9:58:00 AM
Trichloroethene	3.9	0.82		ug/m3	1	8/16/2008 9:58:00 AM
Vinyl acetate	ND	0.54		ug/m3	1	8/16/2008 9:58:00 AM
Vinyl Bromide	ND	0.67		ug/m3	1	8/16/2008 9:58:00 AM
Vinyl chloride	ND	0.39		ug/m3	1	8/16/2008 9:58:00 AM

Qualifiers:

B	Analyte detected in the associated Method Blank	E	Value above quantitation range
H	Holding times for preparation or analysis exceeded	J	Analyte detected at or below quantitation limits
JN	Non-routine analyte. Quantitation estimated.	ND	Not Detected at the Reporting Limit
S	Spike Recovery outside accepted recovery limits		

Centek Laboratories, LLC

Date: *18-Aug-08*

CLIENT:	LaBella Associates, Pc	**Client Sample ID:**	Entrance SE SS-2
Lab Order:	C0808019	**Tag Number:**	223,149
Project:	690 St. Paul Bldg 14B	**Collection Date:**	8/15/2008
Lab ID:	C0808019-004A	**Matrix:**	AIR

Analyses	Result	Limit	Qual	Units	DF	Date Analyzed
1UG/M3 BY METHOD TO15		**TO-15**				Analyst: **RJP**
1,1,1-Trichloroethane	ND	0.83		ug/m3	1	8/16/2008 11:43:00 AM
1,1,2,2-Tetrachloroethane	ND	1.0		ug/m3	1	8/16/2008 11:43:00 AM
1,1,2-Trichloroethane	ND	0.83		ug/m3	1	8/16/2008 11:43:00 AM
1,1-Dichloroethane	ND	0.62		ug/m3	1	8/16/2008 11:43:00 AM
1,1-Dichloroethene	ND	0.60		ug/m3	1	8/16/2008 11:43:00 AM
1,2,4-Trichlorobenzene	ND	1.1		ug/m3	1	8/16/2008 11:43:00 AM
1,2,4-Trimethylbenzene	8.1	0.75		ug/m3	1	8/16/2008 11:43:00 AM
1,2-Dibromoethane	ND	1.2		ug/m3	1	8/16/2008 11:43:00 AM
1,2-Dichlorobenzene	ND	0.92		ug/m3	1	8/16/2008 11:43:00 AM
1,2-Dichloroethane	2.6	0.62		ug/m3	1	8/16/2008 11:43:00 AM
1,2-Dichloropropane	ND	0.70		ug/m3	1	8/16/2008 11:43:00 AM
1,3,5-Trimethylbenzene	3.4	0.75		ug/m3	1	8/16/2008 11:43:00 AM
1,3-butadiene	ND	0.34		ug/m3	1	8/16/2008 11:43:00 AM
1,3-Dichlorobenzene	ND	0.92		ug/m3	1	8/16/2008 11:43:00 AM
1,4-Dichlorobenzene	1.7	0.92		ug/m3	1	8/16/2008 11:43:00 AM
1,4-Dioxane	ND	1.1		ug/m3	1	8/16/2008 11:43:00 AM
2,2,4-trimethylpentane	ND	0.71		ug/m3	1	8/16/2008 11:43:00 AM
4-ethyltoluene	3.0	0.75		ug/m3	1	8/16/2008 11:43:00 AM
Acetone	130	29		ug/m3	40	8/16/2008 12:50:00 PM
Allyl chloride	ND	0.48		ug/m3	1	8/16/2008 11:43:00 AM
Benzene	8.8	4.9		ug/m3	10	8/16/2008 12:16:00 PM
Benzyl chloride	ND	0.88		ug/m3	1	8/16/2008 11:43:00 AM
Bromodichloromethane	ND	1.0		ug/m3	1	8/16/2008 11:43:00 AM
Bromoform	ND	1.6		ug/m3	1	8/16/2008 11:43:00 AM
Bromomethane	ND	0.59		ug/m3	1	8/16/2008 11:43:00 AM
Carbon disulfide	5.8	0.47		ug/m3	1	8/16/2008 11:43:00 AM
Carbon tetrachloride	ND	0.96		ug/m3	1	8/16/2008 11:43:00 AM
Chlorobenzene	ND	0.70		ug/m3	1	8/16/2008 11:43:00 AM
Chloroethane	ND	0.40		ug/m3	1	8/16/2008 11:43:00 AM
Chloroform	0.65	0.74	J	ug/m3	1	8/16/2008 11:43:00 AM
Chloromethane	8.6	3.1		ug/m3	10	8/16/2008 12:16:00 PM
cis-1,2-Dichloroethene	8.7	0.60		ug/m3	1	8/16/2008 11:43:00 AM
cis-1,3-Dichloropropene	ND	0.69		ug/m3	1	8/16/2008 11:43:00 AM
Cyclohexane	370	49		ug/m3	90	8/18/2008 1:06:00 PM
Dibromochloromethane	ND	1.3		ug/m3	1	8/16/2008 11:43:00 AM
Ethyl acetate	ND	0.92		ug/m3	1	8/16/2008 11:43:00 AM
Ethylbenzene	4.4	0.66		ug/m3	1	8/16/2008 11:43:00 AM
Freon 11	0.91	0.86		ug/m3	1	8/16/2008 11:43:00 AM
Freon 113	1.1	1.2	J	ug/m3	1	8/16/2008 11:43:00 AM
Freon 114	ND	1.1		ug/m3	1	8/16/2008 11:43:00 AM

Qualifiers:

B	Analyte detected in the associated Method Blank	E	Value above quantitation range
H	Holding times for preparation or analysis exceeded	J	Analyte detected at or below quantitation limits
JN	Non-routine analyte. Quantitation estimated.	ND	Not Detected at the Reporting Limit
S	Spike Recovery outside accepted recovery limits		

Centek Laboratories, LLC

Date: *18-Aug-08*

CLIENT:	LaBella Associates, Pc	**Client Sample ID:**	Entrance SE SS-2
Lab Order:	C0808019	**Tag Number:**	223,149
Project:	690 St. Paul Bldg 14B	**Collection Date:**	8/15/2008
Lab ID:	C0808019-004A	**Matrix:**	AIR

Analyses	Result	Limit	Qual	Units	DF	Date Analyzed
1UG/M3 BY METHOD TO15		**TO-15**				Analyst: **RJP**
Freon 12	1.7	0.75		ug/m3	1	8/16/2008 11:43:00 AM
Heptane	340	25		ug/m3	40	8/16/2008 12:50:00 PM
Hexachloro-1,3-butadiene	ND	1.6		ug/m3	1	8/16/2008 11:43:00 AM
Hexane	330	50		ug/m3	90	8/18/2008 1:06:00 PM
Isopropyl alcohol	ND	0.37		ug/m3	1	8/16/2008 11:43:00 AM
m&p-Xylene	8.2	1.3		ug/m3	1	8/16/2008 11:43:00 AM
Methyl Butyl Ketone	ND	1.2		ug/m3	1	8/16/2008 11:43:00 AM
Methyl Ethyl Ketone	ND	0.90		ug/m3	1	8/16/2008 11:43:00 AM
Methyl Isobutyl Ketone	270	50		ug/m3	40	8/16/2008 12:50:00 PM
Methyl tert-butyl ether	ND	0.55		ug/m3	1	8/16/2008 11:43:00 AM
Methylene chloride	14	5.3		ug/m3	10	8/16/2008 12:16:00 PM
o-Xylene	3.4	0.66		ug/m3	1	8/16/2008 11:43:00 AM
Propylene	ND	0.26		ug/m3	1	8/16/2008 11:43:00 AM
Styrene	ND	0.65		ug/m3	1	8/16/2008 11:43:00 AM
Tetrachloroethylene	1.7	1.0		ug/m3	1	8/16/2008 11:43:00 AM
Tetrahydrofuran	ND	0.45		ug/m3	1	8/16/2008 11:43:00 AM
Toluene	15	5.7		ug/m3	10	8/16/2008 12:16:00 PM
trans-1,2-Dichloroethene	ND	0.60		ug/m3	1	8/16/2008 11:43:00 AM
trans-1,3-Dichloropropene	ND	0.69		ug/m3	1	8/16/2008 11:43:00 AM
Trichloroethene	29	8.2		ug/m3	10	8/16/2008 12:16:00 PM
Vinyl acetate	ND	0.54		ug/m3	1	8/16/2008 11:43:00 AM
Vinyl Bromide	ND	0.67		ug/m3	1	8/16/2008 11:43:00 AM
Vinyl chloride	1.3	0.39		ug/m3	1	8/16/2008 11:43:00 AM

Qualifiers:

B	Analyte detected in the associated Method Blank	E	Value above quantitation range
H	Holding times for preparation or analysis exceeded	J	Analyte detected at or below quantitation limits
JN	Non-routine analyte. Quantitation estimated.	ND	Not Detected at the Reporting Limit
S	Spike Recovery outside accepted recovery limits		

Centek Laboratories, LLC

Date: *18-Aug-08*

CLIENT:	LaBella Associates, Pc	**Client Sample ID:**	Entrance Amb-1
Lab Order:	C0808019	**Tag Number:**	283,299
Project:	690 St. Paul Bldg 14B	**Collection Date:**	8/15/2008
Lab ID:	C0808019-005A	**Matrix:**	AIR

Analyses	Result	Limit	Qual	Units	DF	Date Analyzed
1UG/M3 W/ 0.25UG/M3 CT-TCE-VC		**TO-15**				Analyst: **RJP**
1,1,1-Trichloroethane	ND	0.832		ug/m3	1	8/15/2008 11:24:00 PM
1,1,2,2-Tetrachloroethane	ND	1.05		ug/m3	1	8/15/2008 11:24:00 PM
1,1,2-Trichloroethane	ND	0.832		ug/m3	1	8/15/2008 11:24:00 PM
1,1-Dichloroethane	ND	0.617		ug/m3	1	8/15/2008 11:24:00 PM
1,1-Dichloroethene	ND	0.605		ug/m3	1	8/15/2008 11:24:00 PM
1,2,4-Trichlorobenzene	ND	1.13		ug/m3	1	8/15/2008 11:24:00 PM
1,2,4-Trimethylbenzene	3.45	0.749		ug/m3	1	8/15/2008 11:24:00 PM
1,2-Dibromoethane	ND	1.17		ug/m3	1	8/15/2008 11:24:00 PM
1,2-Dichlorobenzene	ND	0.917		ug/m3	1	8/15/2008 11:24:00 PM
1,2-Dichloroethane	ND	0.617		ug/m3	1	8/15/2008 11:24:00 PM
1,2-Dichloropropane	ND	0.705		ug/m3	1	8/15/2008 11:24:00 PM
1,3,5-Trimethylbenzene	1.70	0.750		ug/m3	1	8/15/2008 11:24:00 PM
1,3-butadiene	ND	0.337		ug/m3	1	8/15/2008 11:24:00 PM
1,3-Dichlorobenzene	ND	0.917		ug/m3	1	8/15/2008 11:24:00 PM
1,4-Dichlorobenzene	ND	0.917		ug/m3	1	8/15/2008 11:24:00 PM
1,4-Dioxane	ND	1.10		ug/m3	1	8/15/2008 11:24:00 PM
2,2,4-trimethylpentane	ND	0.712		ug/m3	1	8/15/2008 11:24:00 PM
4-ethyltoluene	0.999	0.750		ug/m3	1	8/15/2008 11:24:00 PM
Acetone	11.3	7.24		ug/m3	10	8/15/2008 11:59:00 PM
Allyl chloride	ND	0.477		ug/m3	1	8/15/2008 11:24:00 PM
Benzene	0.325	0.487	J	ug/m3	1	8/15/2008 11:24:00 PM
Benzyl chloride	ND	0.877		ug/m3	1	8/15/2008 11:24:00 PM
Bromodichloromethane	ND	1.02		ug/m3	1	8/15/2008 11:24:00 PM
Bromoform	ND	1.58		ug/m3	1	8/15/2008 11:24:00 PM
Bromomethane	ND	0.592		ug/m3	1	8/15/2008 11:24:00 PM
Carbon disulfide	ND	0.475		ug/m3	1	8/15/2008 11:24:00 PM
Carbon tetrachloride	ND	0.256		ug/m3	1	8/15/2008 11:24:00 PM
Chlorobenzene	ND	0.702		ug/m3	1	8/15/2008 11:24:00 PM
Chloroethane	ND	0.402		ug/m3	1	8/15/2008 11:24:00 PM
Chloroform	ND	0.744		ug/m3	1	8/15/2008 11:24:00 PM
Chloromethane	0.546	0.315		ug/m3	1	8/15/2008 11:24:00 PM
cis-1,2-Dichloroethene	0.806	0.604		ug/m3	1	8/15/2008 11:24:00 PM
cis-1,3-Dichloropropene	ND	0.692		ug/m3	1	8/15/2008 11:24:00 PM
Cyclohexane	ND	0.525		ug/m3	1	8/15/2008 11:24:00 PM
Dibromochloromethane	ND	1.30		ug/m3	1	8/15/2008 11:24:00 PM
Ethyl acetate	0.733	0.916	J	ug/m3	1	8/15/2008 11:24:00 PM
Ethylbenzene	0.971	0.662		ug/m3	1	8/15/2008 11:24:00 PM
Freon 11	0.742	0.857	J	ug/m3	1	8/15/2008 11:24:00 PM
Freon 113	ND	1.17		ug/m3	1	8/15/2008 11:24:00 PM
Freon 114	ND	1.07		ug/m3	1	8/15/2008 11:24:00 PM

Qualifiers:

B	Analyte detected in the associated Method Blank	E	Value above quantitation range
H	Holding times for preparation or analysis exceeded	J	Analyte detected at or below quantitation limits
JN	Non-routine analyte. Quantitation estimated.	ND	Not Detected at the Reporting Limit
S	Spike Recovery outside accepted recovery limits		

Centek Laboratories, LLC

Date: *18-Aug-08*

CLIENT:	LaBella Associates, Pc	**Client Sample ID:**	Entrance Amb-1
Lab Order:	C0808019	**Tag Number:**	283,299
Project:	690 St. Paul Bldg 14B	**Collection Date:**	8/15/2008
Lab ID:	C0808019-005A	**Matrix:**	AIR

Analyses	Result	Limit	Qual	Units	DF	Date Analyzed
1UG/M3 W/ 0.25UG/M3 CT-TCE-VC		**TO-15**				Analyst: **RJP**
Freon 12	1.56	0.754		ug/m3	1	8/15/2008 11:24:00 PM
Heptane	0.458	0.625	J	ug/m3	1	8/15/2008 11:24:00 PM
Hexachloro-1,3-butadiene	ND	1.63		ug/m3	1	8/15/2008 11:24:00 PM
Hexane	ND	0.537		ug/m3	1	8/15/2008 11:24:00 PM
Isopropyl alcohol	ND	0.375		ug/m3	1	8/15/2008 11:24:00 PM
m&p-Xylene	1.77	1.32		ug/m3	1	8/15/2008 11:24:00 PM
Methyl Butyl Ketone	ND	1.25		ug/m3	1	8/15/2008 11:24:00 PM
Methyl Ethyl Ketone	0.600	0.899	J	ug/m3	1	8/15/2008 11:24:00 PM
Methyl Isobutyl Ketone	ND	1.25		ug/m3	1	8/15/2008 11:24:00 PM
Methyl tert-butyl ether	ND	0.550		ug/m3	1	8/15/2008 11:24:00 PM
Methylene chloride	1.73	0.530		ug/m3	1	8/15/2008 11:24:00 PM
o-Xylene	0.883	0.662		ug/m3	1	8/15/2008 11:24:00 PM
Propylene	ND	0.262		ug/m3	1	8/15/2008 11:24:00 PM
Styrene	ND	0.649		ug/m3	1	8/15/2008 11:24:00 PM
Tetrachloroethylene	ND	1.03		ug/m3	1	8/15/2008 11:24:00 PM
Tetrahydrofuran	ND	0.450		ug/m3	1	8/15/2008 11:24:00 PM
Toluene	2.07	0.575		ug/m3	1	8/15/2008 11:24:00 PM
trans-1,2-Dichloroethene	ND	0.604		ug/m3	1	8/15/2008 11:24:00 PM
trans-1,3-Dichloropropene	ND	0.692		ug/m3	1	8/15/2008 11:24:00 PM
Trichloroethene	3.44	0.218		ug/m3	1	8/15/2008 11:24:00 PM
Vinyl acetate	ND	0.537		ug/m3	1	8/15/2008 11:24:00 PM
Vinyl Bromide	ND	0.667		ug/m3	1	8/15/2008 11:24:00 PM
Vinyl chloride	ND	0.104		ug/m3	1	8/15/2008 11:24:00 PM

Qualifiers:

B	Analyte detected in the associated Method Blank	E	Value above quantitation range
H	Holding times for preparation or analysis exceeded	J	Analyte detected at or below quantitation limits
JN	Non-routine analyte. Quantitation estimated.	ND	Not Detected at the Reporting Limit
S	Spike Recovery outside accepted recovery limits		

Centek Laboratories, LLC

Date: *18-Aug-08*

CLIENT:	LaBella Associates, Pc	**Client Sample ID:**	Entrance Amb-2
Lab Order:	C0808019	**Tag Number:**	359,404
Project:	690 St. Paul Bldg 14B	**Collection Date:**	8/15/2008
Lab ID:	C0808019-006A	**Matrix:**	AIR

Analyses	Result	Limit	Qual	Units	DF	Date Analyzed
1UG/M3 W/ 0.25UG/M3 CT-TCE-VC		**TO-15**				Analyst: **RJP**
1,1,1-Trichloroethane	ND	0.832		ug/m3	1	8/16/2008 12:34:00 AM
1,1,2,2-Tetrachloroethane	ND	1.05		ug/m3	1	8/16/2008 12:34:00 AM
1,1,2-Trichloroethane	ND	0.832		ug/m3	1	8/16/2008 12:34:00 AM
1,1-Dichloroethane	ND	0.617		ug/m3	1	8/16/2008 12:34:00 AM
1,1-Dichloroethene	ND	0.605		ug/m3	1	8/16/2008 12:34:00 AM
1,2,4-Trichlorobenzene	ND	1.13		ug/m3	1	8/16/2008 12:34:00 AM
1,2,4-Trimethylbenzene	3.55	0.749		ug/m3	1	8/16/2008 12:34:00 AM
1,2-Dibromoethane	ND	1.17		ug/m3	1	8/16/2008 12:34:00 AM
1,2-Dichlorobenzene	ND	0.917		ug/m3	1	8/16/2008 12:34:00 AM
1,2-Dichloroethane	ND	0.617		ug/m3	1	8/16/2008 12:34:00 AM
1,2-Dichloropropane	ND	0.705		ug/m3	1	8/16/2008 12:34:00 AM
1,3,5-Trimethylbenzene	1.80	0.750		ug/m3	1	8/16/2008 12:34:00 AM
1,3-butadiene	ND	0.337		ug/m3	1	8/16/2008 12:34:00 AM
1,3-Dichlorobenzene	ND	0.917		ug/m3	1	8/16/2008 12:34:00 AM
1,4-Dichlorobenzene	ND	0.917		ug/m3	1	8/16/2008 12:34:00 AM
1,4-Dioxane	ND	1.10		ug/m3	1	8/16/2008 12:34:00 AM
2,2,4-trimethylpentane	ND	0.712		ug/m3	1	8/16/2008 12:34:00 AM
4-ethyltoluene	1.10	0.750		ug/m3	1	8/16/2008 12:34:00 AM
Acetone	11.6	7.24		ug/m3	10	8/16/2008 1:09:00 AM
Allyl chloride	ND	0.477		ug/m3	1	8/16/2008 12:34:00 AM
Benzene	0.357	0.487	J	ug/m3	1	8/16/2008 12:34:00 AM
Benzyl chloride	ND	0.877		ug/m3	1	8/16/2008 12:34:00 AM
Bromodichloromethane	ND	1.02		ug/m3	1	8/16/2008 12:34:00 AM
Bromoform	ND	1.58		ug/m3	1	8/16/2008 12:34:00 AM
Bromomethane	ND	0.592		ug/m3	1	8/16/2008 12:34:00 AM
Carbon disulfide	ND	0.475		ug/m3	1	8/16/2008 12:34:00 AM
Carbon tetrachloride	ND	0.256		ug/m3	1	8/16/2008 12:34:00 AM
Chlorobenzene	ND	0.702		ug/m3	1	8/16/2008 12:34:00 AM
Chloroethane	ND	0.402		ug/m3	1	8/16/2008 12:34:00 AM
Chloroform	ND	0.744		ug/m3	1	8/16/2008 12:34:00 AM
Chloromethane	0.567	0.315		ug/m3	1	8/16/2008 12:34:00 AM
cis-1,2-Dichloroethene	0.725	0.604		ug/m3	1	8/16/2008 12:34:00 AM
cis-1,3-Dichloropropene	ND	0.692		ug/m3	1	8/16/2008 12:34:00 AM
Cyclohexane	ND	0.525		ug/m3	1	8/16/2008 12:34:00 AM
Dibromochloromethane	ND	1.30		ug/m3	1	8/16/2008 12:34:00 AM
Ethyl acetate	0.733	0.916	J	ug/m3	1	8/16/2008 12:34:00 AM
Ethylbenzene	1.15	0.662		ug/m3	1	8/16/2008 12:34:00 AM
Freon 11	0.742	0.857	J	ug/m3	1	8/16/2008 12:34:00 AM
Freon 113	ND	1.17		ug/m3	1	8/16/2008 12:34:00 AM
Freon 114	ND	1.07		ug/m3	1	8/16/2008 12:34:00 AM

Qualifiers:

B	Analyte detected in the associated Method Blank	E	Value above quantitation range
H	Holding times for preparation or analysis exceeded	J	Analyte detected at or below quantitation limits
JN	Non-routine analyte. Quantitation estimated.	ND	Not Detected at the Reporting Limit
S	Spike Recovery outside accepted recovery limits		

Centek Laboratories, LLC

Date: *18-Aug-08*

CLIENT:	LaBella Associates, Pc	**Client Sample ID:**	Entrance Amb-2
Lab Order:	C0808019	**Tag Number:**	359,404
Project:	690 St. Paul Bldg 14B	**Collection Date:**	8/15/2008
Lab ID:	C0808019-006A	**Matrix:**	AIR

Analyses	Result	Limit	Qual	Units	DF	Date Analyzed
1UG/M3 W/ 0.25UG/M3 CT-TCE-VC		**TO-15**				Analyst: **RJP**
Freon 12	1.66	0.754		ug/m3	1	8/16/2008 12:34:00 AM
Heptane	ND	0.625		ug/m3	1	8/16/2008 12:34:00 AM
Hexachloro-1,3-butadiene	ND	1.63		ug/m3	1	8/16/2008 12:34:00 AM
Hexane	ND	0.537		ug/m3	1	8/16/2008 12:34:00 AM
Isopropyl alcohol	ND	0.375		ug/m3	1	8/16/2008 12:34:00 AM
m&p-Xylene	2.21	1.32		ug/m3	1	8/16/2008 12:34:00 AM
Methyl Butyl Ketone	ND	1.25		ug/m3	1	8/16/2008 12:34:00 AM
Methyl Ethyl Ketone	0.689	0.899	J	ug/m3	1	8/16/2008 12:34:00 AM
Methyl Isobutyl Ketone	ND	1.25		ug/m3	1	8/16/2008 12:34:00 AM
Methyl tert-butyl ether	ND	0.550		ug/m3	1	8/16/2008 12:34:00 AM
Methylene chloride	1.62	0.530		ug/m3	1	8/16/2008 12:34:00 AM
o-Xylene	1.02	0.662		ug/m3	1	8/16/2008 12:34:00 AM
Propylene	ND	0.262		ug/m3	1	8/16/2008 12:34:00 AM
Styrene	ND	0.649		ug/m3	1	8/16/2008 12:34:00 AM
Tetrachloroethylene	ND	1.03		ug/m3	1	8/16/2008 12:34:00 AM
Tetrahydrofuran	ND	0.450		ug/m3	1	8/16/2008 12:34:00 AM
Toluene	2.15	0.575		ug/m3	1	8/16/2008 12:34:00 AM
trans-1,2-Dichloroethene	ND	0.604		ug/m3	1	8/16/2008 12:34:00 AM
trans-1,3-Dichloropropene	ND	0.692		ug/m3	1	8/16/2008 12:34:00 AM
Trichloroethene	3.71	0.218		ug/m3	1	8/16/2008 12:34:00 AM
Vinyl acetate	ND	0.537		ug/m3	1	8/16/2008 12:34:00 AM
Vinyl Bromide	ND	0.667		ug/m3	1	8/16/2008 12:34:00 AM
Vinyl chloride	ND	0.104		ug/m3	1	8/16/2008 12:34:00 AM

Qualifiers:

B	Analyte detected in the associated Method Blank	E	Value above quantitation range
H	Holding times for preparation or analysis exceeded	J	Analyte detected at or below quantitation limits
JN	Non-routine analyte. Quantitation estimated.	ND	Not Detected at the Reporting Limit
S	Spike Recovery outside accepted recovery limits		

Centek Laboratories, LLC

Date: *18-Aug-08*

CLIENT:	LaBella Associates, Pc	**Client Sample ID:**	Room 134 SS
Lab Order:	C0808019	**Tag Number:**	317,179
Project:	690 St. Paul Bldg 14B	**Collection Date:**	8/15/2008
Lab ID:	C0808019-007A	**Matrix:**	AIR

Analyses	Result	Limit	Qual	Units	DF	Date Analyzed
1UG/M3 BY METHOD TO15		**TO-15**				Analyst: **RJP**
1,1,1-Trichloroethane	0.61	0.83	J	ug/m3	1	8/16/2008 1:25:00 PM
1,1,2,2-Tetrachloroethane	ND	1.0		ug/m3	1	8/16/2008 1:25:00 PM
1,1,2-Trichloroethane	ND	0.83		ug/m3	1	8/16/2008 1:25:00 PM
1,1-Dichloroethane	ND	0.62		ug/m3	1	8/16/2008 1:25:00 PM
1,1-Dichloroethene	ND	0.60		ug/m3	1	8/16/2008 1:25:00 PM
1,2,4-Trichlorobenzene	ND	1.1		ug/m3	1	8/16/2008 1:25:00 PM
1,2,4-Trimethylbenzene	5.4	0.75		ug/m3	1	8/16/2008 1:25:00 PM
1,2-Dibromoethane	ND	1.2		ug/m3	1	8/16/2008 1:25:00 PM
1,2-Dichlorobenzene	ND	0.92		ug/m3	1	8/16/2008 1:25:00 PM
1,2-Dichloroethane	4.2	0.62		ug/m3	1	8/16/2008 1:25:00 PM
1,2-Dichloropropane	ND	0.70		ug/m3	1	8/16/2008 1:25:00 PM
1,3,5-Trimethylbenzene	2.9	0.75		ug/m3	1	8/16/2008 1:25:00 PM
1,3-butadiene	ND	0.34		ug/m3	1	8/16/2008 1:25:00 PM
1,3-Dichlorobenzene	ND	0.92		ug/m3	1	8/16/2008 1:25:00 PM
1,4-Dichlorobenzene	0.98	0.92		ug/m3	1	8/16/2008 1:25:00 PM
1,4-Dioxane	ND	1.1		ug/m3	1	8/16/2008 1:25:00 PM
2,2,4-trimethylpentane	ND	0.71		ug/m3	1	8/16/2008 1:25:00 PM
4-ethyltoluene	2.0	0.75		ug/m3	1	8/16/2008 1:25:00 PM
Acetone	480	200		ug/m3	270	8/18/2008 1:39:00 PM
Allyl chloride	ND	0.48		ug/m3	1	8/16/2008 1:25:00 PM
Benzene	61	4.9		ug/m3	10	8/16/2008 2:00:00 PM
Benzyl chloride	ND	0.88		ug/m3	1	8/16/2008 1:25:00 PM
Bromodichloromethane	ND	1.0		ug/m3	1	8/16/2008 1:25:00 PM
Bromoform	ND	1.6		ug/m3	1	8/16/2008 1:25:00 PM
Bromomethane	ND	0.59		ug/m3	1	8/16/2008 1:25:00 PM
Carbon disulfide	18	4.7		ug/m3	10	8/16/2008 2:00:00 PM
Carbon tetrachloride	ND	0.96		ug/m3	1	8/16/2008 1:25:00 PM
Chlorobenzene	ND	0.70		ug/m3	1	8/16/2008 1:25:00 PM
Chloroethane	ND	0.40		ug/m3	1	8/16/2008 1:25:00 PM
Chloroform	0.89	0.74		ug/m3	1	8/16/2008 1:25:00 PM
Chloromethane	10	3.1		ug/m3	10	8/16/2008 2:00:00 PM
cis-1,2-Dichloroethene	9.3	6.0		ug/m3	10	8/16/2008 2:00:00 PM
cis-1,3-Dichloropropene	ND	0.69		ug/m3	1	8/16/2008 1:25:00 PM
Cyclohexane	470	140		ug/m3	270	8/18/2008 1:39:00 PM
Dibromochloromethane	ND	1.3		ug/m3	1	8/16/2008 1:25:00 PM
Ethyl acetate	ND	0.92		ug/m3	1	8/16/2008 1:25:00 PM
Ethylbenzene	5.4	0.66		ug/m3	1	8/16/2008 1:25:00 PM
Freon 11	2.0	0.86		ug/m3	1	8/16/2008 1:25:00 PM
Freon 113	ND	1.2		ug/m3	1	8/16/2008 1:25:00 PM
Freon 114	ND	1.1		ug/m3	1	8/16/2008 1:25:00 PM

Qualifiers:

- B Analyte detected in the associated Method Blank
- E Value above quantitation range
- H Holding times for preparation or analysis exceeded
- J Analyte detected at or below quantitation limits
- JN Non-routine analyte. Quantitation estimated.
- ND Not Detected at the Reporting Limit
- S Spike Recovery outside accepted recovery limits

Centek Laboratories, LLC

Date: *18-Aug-08*

CLIENT:	LaBella Associates, Pc	**Client Sample ID:**	Room 134 SS
Lab Order:	C0808019	**Tag Number:**	317,179
Project:	690 St. Paul Bldg 14B	**Collection Date:**	8/15/2008
Lab ID:	C0808019-007A	**Matrix:**	AIR

Analyses	Result	Limit	Qual	Units	DF	Date Analyzed
1UG/M3 BY METHOD TO15		**TO-15**				Analyst: **RJP**
Freon 12	1.8	0.75		ug/m3	1	8/16/2008 1:25:00 PM
Heptane	490	170		ug/m3	270	8/18/2008 1:39:00 PM
Hexachloro-1,3-butadiene	ND	1.6		ug/m3	1	8/16/2008 1:25:00 PM
Hexane	440	140		ug/m3	270	8/18/2008 1:39:00 PM
Isopropyl alcohol	ND	0.37		ug/m3	1	8/16/2008 1:25:00 PM
m&p-Xylene	10	1.3		ug/m3	1	8/16/2008 1:25:00 PM
Methyl Butyl Ketone	ND	1.2		ug/m3	1	8/16/2008 1:25:00 PM
Methyl Ethyl Ketone	140	240	J	ug/m3	270	8/18/2008 1:39:00 PM
Methyl Isobutyl Ketone	430	340		ug/m3	270	8/18/2008 1:39:00 PM
Methyl tert-butyl ether	ND	0.55		ug/m3	1	8/16/2008 1:25:00 PM
Methylene chloride	14	5.3		ug/m3	10	8/16/2008 2:00:00 PM
o-Xylene	3.4	0.66		ug/m3	1	8/16/2008 1:25:00 PM
Propylene	ND	0.26		ug/m3	1	8/16/2008 1:25:00 PM
Styrene	ND	0.65		ug/m3	1	8/16/2008 1:25:00 PM
Tetrachloroethylene	2.1	1.0		ug/m3	1	8/16/2008 1:25:00 PM
Tetrahydrofuran	ND	0.45		ug/m3	1	8/16/2008 1:25:00 PM
Toluene	34	5.7		ug/m3	10	8/16/2008 2:00:00 PM
trans-1,2-Dichloroethene	ND	0.60		ug/m3	1	8/16/2008 1:25:00 PM
trans-1,3-Dichloropropene	ND	0.69		ug/m3	1	8/16/2008 1:25:00 PM
Trichloroethene	45	8.2		ug/m3	10	8/16/2008 2:00:00 PM
Vinyl acetate	ND	0.54		ug/m3	1	8/16/2008 1:25:00 PM
Vinyl Bromide	ND	0.67		ug/m3	1	8/16/2008 1:25:00 PM
Vinyl chloride	0.31	0.39	J	ug/m3	1	8/16/2008 1:25:00 PM

Qualifiers:

B	Analyte detected in the associated Method Blank	E	Value above quantitation range
H	Holding times for preparation or analysis exceeded	J	Analyte detected at or below quantitation limits
JN	Non-routine analyte. Quantitation estimated.	ND	Not Detected at the Reporting Limit
S	Spike Recovery outside accepted recovery limits		

Centek Laboratories, LLC

Date: *18-Aug-08*

CLIENT:	LaBella Associates, Pc	**Client Sample ID:**	Room 134 Amb
Lab Order:	C0808019	**Tag Number:**	479,432
Project:	690 St. Paul Bldg 14B	**Collection Date:**	8/15/2008
Lab ID:	C0808019-008A	**Matrix:**	AIR

Analyses	Result	Limit	Qual	Units	DF	Date Analyzed
1UG/M3 W/ 0.25UG/M3 CT-TCE-VC		**TO-15**				Analyst: **RJP**
1,1,1-Trichloroethane	ND	0.832		ug/m3	1	8/16/2008 1:44:00 AM
1,1,2,2-Tetrachloroethane	ND	1.05		ug/m3	1	8/16/2008 1:44:00 AM
1,1,2-Trichloroethane	ND	0.832		ug/m3	1	8/16/2008 1:44:00 AM
1,1-Dichloroethane	ND	0.617		ug/m3	1	8/16/2008 1:44:00 AM
1,1-Dichloroethene	ND	0.605		ug/m3	1	8/16/2008 1:44:00 AM
1,2,4-Trichlorobenzene	ND	1.13		ug/m3	1	8/16/2008 1:44:00 AM
1,2,4-Trimethylbenzene	1.85	0.749		ug/m3	1	8/16/2008 1:44:00 AM
1,2-Dibromoethane	ND	1.17		ug/m3	1	8/16/2008 1:44:00 AM
1,2-Dichlorobenzene	ND	0.917		ug/m3	1	8/16/2008 1:44:00 AM
1,2-Dichloroethane	ND	0.617		ug/m3	1	8/16/2008 1:44:00 AM
1,2-Dichloropropane	ND	0.705		ug/m3	1	8/16/2008 1:44:00 AM
1,3,5-Trimethylbenzene	0.849	0.750		ug/m3	1	8/16/2008 1:44:00 AM
1,3-butadiene	ND	0.337		ug/m3	1	8/16/2008 1:44:00 AM
1,3-Dichlorobenzene	ND	0.917		ug/m3	1	8/16/2008 1:44:00 AM
1,4-Dichlorobenzene	ND	0.917		ug/m3	1	8/16/2008 1:44:00 AM
1,4-Dioxane	ND	1.10		ug/m3	1	8/16/2008 1:44:00 AM
2,2,4-trimethylpentane	ND	0.712		ug/m3	1	8/16/2008 1:44:00 AM
4-ethyltoluene	0.550	0.750	J	ug/m3	1	8/16/2008 1:44:00 AM
Acetone	18.3	7.24		ug/m3	10	8/16/2008 2:20:00 AM
Allyl chloride	ND	0.477		ug/m3	1	8/16/2008 1:44:00 AM
Benzene	0.584	0.487		ug/m3	1	8/16/2008 1:44:00 AM
Benzyl chloride	ND	0.877		ug/m3	1	8/16/2008 1:44:00 AM
Bromodichloromethane	ND	1.02		ug/m3	1	8/16/2008 1:44:00 AM
Bromoform	ND	1.58		ug/m3	1	8/16/2008 1:44:00 AM
Bromomethane	ND	0.592		ug/m3	1	8/16/2008 1:44:00 AM
Carbon disulfide	ND	0.475		ug/m3	1	8/16/2008 1:44:00 AM
Carbon tetrachloride	ND	0.256		ug/m3	1	8/16/2008 1:44:00 AM
Chlorobenzene	ND	0.702		ug/m3	1	8/16/2008 1:44:00 AM
Chloroethane	ND	0.402		ug/m3	1	8/16/2008 1:44:00 AM
Chloroform	ND	0.744		ug/m3	1	8/16/2008 1:44:00 AM
Chloromethane	0.777	0.315		ug/m3	1	8/16/2008 1:44:00 AM
cis-1,2-Dichloroethene	0.685	0.604		ug/m3	1	8/16/2008 1:44:00 AM
cis-1,3-Dichloropropene	ND	0.692		ug/m3	1	8/16/2008 1:44:00 AM
Cyclohexane	ND	0.525		ug/m3	1	8/16/2008 1:44:00 AM
Dibromochloromethane	ND	1.30		ug/m3	1	8/16/2008 1:44:00 AM
Ethyl acetate	1.03	0.916		ug/m3	1	8/16/2008 1:44:00 AM
Ethylbenzene	ND	0.662		ug/m3	1	8/16/2008 1:44:00 AM
Freon 11	0.971	0.857		ug/m3	1	8/16/2008 1:44:00 AM
Freon 113	ND	1.17		ug/m3	1	8/16/2008 1:44:00 AM
Freon 114	ND	1.07		ug/m3	1	8/16/2008 1:44:00 AM

Qualifiers:

B	Analyte detected in the associated Method Blank	E	Value above quantitation range
H	Holding times for preparation or analysis exceeded	J	Analyte detected at or below quantitation limits
JN	Non-routine analyte. Quantitation estimated.	ND	Not Detected at the Reporting Limit
S	Spike Recovery outside accepted recovery limits		

Centek Laboratories, LLC

Date: *18-Aug-08*

CLIENT:	LaBella Associates, Pc	**Client Sample ID:**	Room 134 Amb
Lab Order:	C0808019	**Tag Number:**	479,432
Project:	690 St. Paul Bldg 14B	**Collection Date:**	8/15/2008
Lab ID:	C0808019-008A	**Matrix:**	AIR

Analyses	Result	Limit	Qual	Units	DF	Date Analyzed
1UG/M3 W/ 0.25UG/M3 CT-TCE-VC		**TO-15**				Analyst: **RJP**
Freon 12	1.86	0.754		ug/m3	1	8/16/2008 1:44:00 AM
Heptane	1.50	0.625		ug/m3	1	8/16/2008 1:44:00 AM
Hexachloro-1,3-butadiene	ND	1.63		ug/m3	1	8/16/2008 1:44:00 AM
Hexane	0.931	0.537		ug/m3	1	8/16/2008 1:44:00 AM
Isopropyl alcohol	3.07	0.375		ug/m3	1	8/16/2008 1:44:00 AM
m&p-Xylene	1.19	1.32	J	ug/m3	1	8/16/2008 1:44:00 AM
Methyl Butyl Ketone	ND	1.25		ug/m3	1	8/16/2008 1:44:00 AM
Methyl Ethyl Ketone	1.23	0.899		ug/m3	1	8/16/2008 1:44:00 AM
Methyl Isobutyl Ketone	1.37	1.25		ug/m3	1	8/16/2008 1:44:00 AM
Methyl tert-butyl ether	ND	0.550		ug/m3	1	8/16/2008 1:44:00 AM
Methylene chloride	1.02	0.530		ug/m3	1	8/16/2008 1:44:00 AM
o-Xylene	0.530	0.662	J	ug/m3	1	8/16/2008 1:44:00 AM
Propylene	ND	0.262		ug/m3	1	8/16/2008 1:44:00 AM
Styrene	ND	0.649		ug/m3	1	8/16/2008 1:44:00 AM
Tetrachloroethylene	ND	1.03		ug/m3	1	8/16/2008 1:44:00 AM
Tetrahydrofuran	ND	0.450		ug/m3	1	8/16/2008 1:44:00 AM
Toluene	3.64	0.575		ug/m3	1	8/16/2008 1:44:00 AM
trans-1,2-Dichloroethene	ND	0.604		ug/m3	1	8/16/2008 1:44:00 AM
trans-1,3-Dichloropropene	ND	0.692		ug/m3	1	8/16/2008 1:44:00 AM
Trichloroethene	2.24	0.218		ug/m3	1	8/16/2008 1:44:00 AM
Vinyl acetate	ND	0.537		ug/m3	1	8/16/2008 1:44:00 AM
Vinyl Bromide	ND	0.667		ug/m3	1	8/16/2008 1:44:00 AM
Vinyl chloride	ND	0.104		ug/m3	1	8/16/2008 1:44:00 AM

Qualifiers:

B	Analyte detected in the associated Method Blank	E	Value above quantitation range
H	Holding times for preparation or analysis exceeded	J	Analyte detected at or below quantitation limits
JN	Non-routine analyte. Quantitation estimated.	ND	Not Detected at the Reporting Limit
S	Spike Recovery outside accepted recovery limits		

Centek Laboratories, LLC

Date: *18-Aug-08*

CLIENT:	LaBella Associates, Pc	**Client Sample ID:**	Room 117 SS
Lab Order:	C0808019	**Tag Number:**	332,381
Project:	690 St. Paul Bldg 14B	**Collection Date:**	8/15/2008
Lab ID:	C0808019-009A	**Matrix:**	AIR

Analyses	Result	Limit	Qual	Units	DF	Date Analyzed
1UG/M3 BY METHOD TO15		**TO-15**				Analyst: **RJP**
1,1,1-Trichloroethane	0.78	0.83	J	ug/m3	1	8/16/2008 3:07:00 PM
1,1,2,2-Tetrachloroethane	ND	1.0		ug/m3	1	8/16/2008 3:07:00 PM
1,1,2-Trichloroethane	ND	0.83		ug/m3	1	8/16/2008 3:07:00 PM
1,1-Dichloroethane	ND	0.62		ug/m3	1	8/16/2008 3:07:00 PM
1,1-Dichloroethene	ND	0.60		ug/m3	1	8/16/2008 3:07:00 PM
1,2,4-Trichlorobenzene	ND	1.1		ug/m3	1	8/16/2008 3:07:00 PM
1,2,4-Trimethylbenzene	7.5	0.75		ug/m3	1	8/16/2008 3:07:00 PM
1,2-Dibromoethane	ND	1.2		ug/m3	1	8/16/2008 3:07:00 PM
1,2-Dichlorobenzene	ND	0.92		ug/m3	1	8/16/2008 3:07:00 PM
1,2-Dichloroethane	3.8	0.62		ug/m3	1	8/16/2008 3:07:00 PM
1,2-Dichloropropane	ND	0.70		ug/m3	1	8/16/2008 3:07:00 PM
1,3,5-Trimethylbenzene	3.3	0.75		ug/m3	1	8/16/2008 3:07:00 PM
1,3-butadiene	ND	0.34		ug/m3	1	8/16/2008 3:07:00 PM
1,3-Dichlorobenzene	ND	0.92		ug/m3	1	8/16/2008 3:07:00 PM
1,4-Dichlorobenzene	1.7	0.92		ug/m3	1	8/16/2008 3:07:00 PM
1,4-Dioxane	ND	1.1		ug/m3	1	8/16/2008 3:07:00 PM
2,2,4-trimethylpentane	ND	0.71		ug/m3	1	8/16/2008 3:07:00 PM
4-ethyltoluene	3.3	0.75		ug/m3	1	8/16/2008 3:07:00 PM
Acetone	760	200		ug/m3	270	8/18/2008 2:12:00 PM
Allyl chloride	ND	0.48		ug/m3	1	8/16/2008 3:07:00 PM
Benzene	35	4.9		ug/m3	10	8/16/2008 3:41:00 PM
Benzyl chloride	ND	0.88		ug/m3	1	8/16/2008 3:07:00 PM
Bromodichloromethane	ND	1.0		ug/m3	1	8/16/2008 3:07:00 PM
Bromoform	ND	1.6		ug/m3	1	8/16/2008 3:07:00 PM
Bromomethane	ND	0.59		ug/m3	1	8/16/2008 3:07:00 PM
Carbon disulfide	22	4.7		ug/m3	10	8/16/2008 3:41:00 PM
Carbon tetrachloride	ND	0.96		ug/m3	1	8/16/2008 3:07:00 PM
Chlorobenzene	ND	0.70		ug/m3	1	8/16/2008 3:07:00 PM
Chloroethane	ND	0.40		ug/m3	1	8/16/2008 3:07:00 PM
Chloroform	4.7	0.74		ug/m3	1	8/16/2008 3:07:00 PM
Chloromethane	6.3	0.31		ug/m3	1	8/16/2008 3:07:00 PM
cis-1,2-Dichloroethene	7.5	0.60		ug/m3	1	8/16/2008 3:07:00 PM
cis-1,3-Dichloropropene	ND	0.69		ug/m3	1	8/16/2008 3:07:00 PM
Cyclohexane	140	140		ug/m3	270	8/18/2008 2:12:00 PM
Dibromochloromethane	ND	1.3		ug/m3	1	8/16/2008 3:07:00 PM
Ethyl acetate	ND	0.92		ug/m3	1	8/16/2008 3:07:00 PM
Ethylbenzene	6.2	0.66		ug/m3	1	8/16/2008 3:07:00 PM
Freon 11	1.4	0.86		ug/m3	1	8/16/2008 3:07:00 PM
Freon 113	ND	1.2		ug/m3	1	8/16/2008 3:07:00 PM
Freon 114	ND	1.1		ug/m3	1	8/16/2008 3:07:00 PM

Qualifiers:

B	Analyte detected in the associated Method Blank	E	Value above quantitation range
H	Holding times for preparation or analysis exceeded	J	Analyte detected at or below quantitation limits
JN	Non-routine analyte. Quantitation estimated.	ND	Not Detected at the Reporting Limit
S	Spike Recovery outside accepted recovery limits		

Centek Laboratories, LLC

Date: *18-Aug-08*

CLIENT:	LaBella Associates, Pc	**Client Sample ID:**	Room 117 SS
Lab Order:	C0808019	**Tag Number:**	332,381
Project:	690 St. Paul Bldg 14B	**Collection Date:**	8/15/2008
Lab ID:	C0808019-009A	**Matrix:**	AIR

Analyses	Result	Limit	Qual	Units	DF	Date Analyzed
1UG/M3 BY METHOD TO15		**TO-15**				Analyst: **RJP**
Freon 12	2.0	0.75		ug/m3	1	8/16/2008 3:07:00 PM
Heptane	250	25		ug/m3	40	8/16/2008 4:15:00 PM
Hexachloro-1,3-butadiene	ND	1.6		ug/m3	1	8/16/2008 3:07:00 PM
Hexane	290	140		ug/m3	270	8/18/2008 2:12:00 PM
Isopropyl alcohol	ND	0.37		ug/m3	1	8/16/2008 3:07:00 PM
m&p-Xylene	11	1.3		ug/m3	1	8/16/2008 3:07:00 PM
Methyl Butyl Ketone	ND	1.2		ug/m3	1	8/16/2008 3:07:00 PM
Methyl Ethyl Ketone	18	9.0		ug/m3	10	8/16/2008 3:41:00 PM
Methyl Isobutyl Ketone	190	50		ug/m3	40	8/16/2008 4:15:00 PM
Methyl tert-butyl ether	ND	0.55		ug/m3	1	8/16/2008 3:07:00 PM
Methylene chloride	13	5.3		ug/m3	10	8/16/2008 3:41:00 PM
o-Xylene	4.1	0.66		ug/m3	1	8/16/2008 3:07:00 PM
Propylene	ND	0.26		ug/m3	1	8/16/2008 3:07:00 PM
Styrene	ND	0.65		ug/m3	1	8/16/2008 3:07:00 PM
Tetrachloroethylene	2.6	1.0		ug/m3	1	8/16/2008 3:07:00 PM
Tetrahydrofuran	ND	0.45		ug/m3	1	8/16/2008 3:07:00 PM
Toluene	26	5.7		ug/m3	10	8/16/2008 3:41:00 PM
trans-1,2-Dichloroethene	ND	0.60		ug/m3	1	8/16/2008 3:07:00 PM
trans-1,3-Dichloropropene	ND	0.69		ug/m3	1	8/16/2008 3:07:00 PM
Trichloroethene	56	8.2		ug/m3	10	8/16/2008 3:41:00 PM
Vinyl acetate	ND	0.54		ug/m3	1	8/16/2008 3:07:00 PM
Vinyl Bromide	ND	0.67		ug/m3	1	8/16/2008 3:07:00 PM
Vinyl chloride	0.36	0.39	J	ug/m3	1	8/16/2008 3:07:00 PM

Qualifiers:

B	Analyte detected in the associated Method Blank	E	Value above quantitation range
H	Holding times for preparation or analysis exceeded	J	Analyte detected at or below quantitation limits
JN	Non-routine analyte. Quantitation estimated.	ND	Not Detected at the Reporting Limit
S	Spike Recovery outside accepted recovery limits		

Centek Laboratories, LLC

Date: *18-Aug-08*

CLIENT:	LaBella Associates, Pc	**Client Sample ID:**	Room 117 Amb
Lab Order:	C0808019	**Tag Number:**	218,278
Project:	690 St. Paul Bldg 14B	**Collection Date:**	8/15/2008
Lab ID:	C0808019-010A	**Matrix:**	AIR

Analyses	Result	Limit	Qual	Units	DF	Date Analyzed
1UG/M3 W/ 0.25UG/M3 CT-TCE-VC		**TO-15**				Analyst: **RJP**
1,1,1-Trichloroethane	ND	0.832		ug/m3	1	8/16/2008 2:55:00 AM
1,1,2,2-Tetrachloroethane	ND	1.05		ug/m3	1	8/16/2008 2:55:00 AM
1,1,2-Trichloroethane	ND	0.832		ug/m3	1	8/16/2008 2:55:00 AM
1,1-Dichloroethane	ND	0.617		ug/m3	1	8/16/2008 2:55:00 AM
1,1-Dichloroethene	ND	0.605		ug/m3	1	8/16/2008 2:55:00 AM
1,2,4-Trichlorobenzene	ND	1.13		ug/m3	1	8/16/2008 2:55:00 AM
1,2,4-Trimethylbenzene	2.80	0.749		ug/m3	1	8/16/2008 2:55:00 AM
1,2-Dibromoethane	ND	1.17		ug/m3	1	8/16/2008 2:55:00 AM
1,2-Dichlorobenzene	ND	0.917		ug/m3	1	8/16/2008 2:55:00 AM
1,2-Dichloroethane	ND	0.617		ug/m3	1	8/16/2008 2:55:00 AM
1,2-Dichloropropane	ND	0.705		ug/m3	1	8/16/2008 2:55:00 AM
1,3,5-Trimethylbenzene	1.10	0.750		ug/m3	1	8/16/2008 2:55:00 AM
1,3-butadiene	ND	0.337		ug/m3	1	8/16/2008 2:55:00 AM
1,3-Dichlorobenzene	ND	0.917		ug/m3	1	8/16/2008 2:55:00 AM
1,4-Dichlorobenzene	ND	0.917		ug/m3	1	8/16/2008 2:55:00 AM
1,4-Dioxane	ND	1.10		ug/m3	1	8/16/2008 2:55:00 AM
2,2,4-trimethylpentane	ND	0.712		ug/m3	1	8/16/2008 2:55:00 AM
4-ethyltoluene	0.750	0.750		ug/m3	1	8/16/2008 2:55:00 AM
Acetone	17.1	7.24		ug/m3	10	8/16/2008 3:31:00 AM
Allyl chloride	ND	0.477		ug/m3	1	8/16/2008 2:55:00 AM
Benzene	0.552	0.487		ug/m3	1	8/16/2008 2:55:00 AM
Benzyl chloride	ND	0.877		ug/m3	1	8/16/2008 2:55:00 AM
Bromodichloromethane	ND	1.02		ug/m3	1	8/16/2008 2:55:00 AM
Bromoform	ND	1.58		ug/m3	1	8/16/2008 2:55:00 AM
Bromomethane	ND	0.592		ug/m3	1	8/16/2008 2:55:00 AM
Carbon disulfide	ND	0.475		ug/m3	1	8/16/2008 2:55:00 AM
Carbon tetrachloride	ND	0.256		ug/m3	1	8/16/2008 2:55:00 AM
Chlorobenzene	ND	0.702		ug/m3	1	8/16/2008 2:55:00 AM
Chloroethane	ND	0.402		ug/m3	1	8/16/2008 2:55:00 AM
Chloroform	ND	0.744		ug/m3	1	8/16/2008 2:55:00 AM
Chloromethane	0.609	0.315		ug/m3	1	8/16/2008 2:55:00 AM
cis-1,2-Dichloroethene	ND	0.604		ug/m3	1	8/16/2008 2:55:00 AM
cis-1,3-Dichloropropene	ND	0.692		ug/m3	1	8/16/2008 2:55:00 AM
Cyclohexane	0.385	0.525	J	ug/m3	1	8/16/2008 2:55:00 AM
Dibromochloromethane	ND	1.30		ug/m3	1	8/16/2008 2:55:00 AM
Ethyl acetate	0.879	0.916	J	ug/m3	1	8/16/2008 2:55:00 AM
Ethylbenzene	0.530	0.662	J	ug/m3	1	8/16/2008 2:55:00 AM
Freon 11	0.914	0.857		ug/m3	1	8/16/2008 2:55:00 AM
Freon 113	ND	1.17		ug/m3	1	8/16/2008 2:55:00 AM
Freon 114	ND	1.07		ug/m3	1	8/16/2008 2:55:00 AM

Qualifiers:

- B Analyte detected in the associated Method Blank
- E Value above quantitation range
- H Holding times for preparation or analysis exceeded
- J Analyte detected at or below quantitation limits
- JN Non-routine analyte. Quantitation estimated.
- ND Not Detected at the Reporting Limit
- S Spike Recovery outside accepted recovery limits

Centek Laboratories, LLC

Date: *18-Aug-08*

CLIENT:	LaBella Associates, Pc	**Client Sample ID:**	Room 117 Amb
Lab Order:	C0808019	**Tag Number:**	218,278
Project:	690 St. Paul Bldg 14B	**Collection Date:**	8/15/2008
Lab ID:	C0808019-010A	**Matrix:**	AIR

Analyses	Result	Limit	Qual	Units	DF	Date Analyzed
1UG/M3 W/ 0.25UG/M3 CT-TCE-VC		**TO-15**				Analyst: **RJP**
Freon 12	1.76	0.754		ug/m3	1	8/16/2008 2:55:00 AM
Heptane	1.54	0.625		ug/m3	1	8/16/2008 2:55:00 AM
Hexachloro-1,3-butadiene	ND	1.63		ug/m3	1	8/16/2008 2:55:00 AM
Hexane	0.645	0.537		ug/m3	1	8/16/2008 2:55:00 AM
Isopropyl alcohol	2.10	0.375		ug/m3	1	8/16/2008 2:55:00 AM
m&p-Xylene	1.32	1.32		ug/m3	1	8/16/2008 2:55:00 AM
Methyl Butyl Ketone	ND	1.25		ug/m3	1	8/16/2008 2:55:00 AM
Methyl Ethyl Ketone	1.14	0.899		ug/m3	1	8/16/2008 2:55:00 AM
Methyl Isobutyl Ketone	1.37	1.25		ug/m3	1	8/16/2008 2:55:00 AM
Methyl tert-butyl ether	ND	0.550		ug/m3	1	8/16/2008 2:55:00 AM
Methylene chloride	0.918	0.530		ug/m3	1	8/16/2008 2:55:00 AM
o-Xylene	0.662	0.662		ug/m3	1	8/16/2008 2:55:00 AM
Propylene	ND	0.262		ug/m3	1	8/16/2008 2:55:00 AM
Styrene	0.693	0.649		ug/m3	1	8/16/2008 2:55:00 AM
Tetrachloroethylene	ND	1.03		ug/m3	1	8/16/2008 2:55:00 AM
Tetrahydrofuran	ND	0.450		ug/m3	1	8/16/2008 2:55:00 AM
Toluene	4.56	0.575		ug/m3	1	8/16/2008 2:55:00 AM
trans-1,2-Dichloroethene	ND	0.604		ug/m3	1	8/16/2008 2:55:00 AM
trans-1,3-Dichloropropene	ND	0.692		ug/m3	1	8/16/2008 2:55:00 AM
Trichloroethene	1.42	0.218		ug/m3	1	8/16/2008 2:55:00 AM
Vinyl acetate	ND	0.537		ug/m3	1	8/16/2008 2:55:00 AM
Vinyl Bromide	ND	0.667		ug/m3	1	8/16/2008 2:55:00 AM
Vinyl chloride	ND	0.104		ug/m3	1	8/16/2008 2:55:00 AM

Qualifiers:

B	Analyte detected in the associated Method Blank	E	Value above quantitation range
H	Holding times for preparation or analysis exceeded	J	Analyte detected at or below quantitation limits
JN	Non-routine analyte. Quantitation estimated.	ND	Not Detected at the Reporting Limit
S	Spike Recovery outside accepted recovery limits		

Centek Laboratories, LLC

Date: *18-Aug-08*

CLIENT:	LaBella Associates, Pc	**Client Sample ID:**	Room 126 SS
Lab Order:	C0808019	**Tag Number:**	282,443
Project:	690 St. Paul Bldg 14B	**Collection Date:**	8/15/2008
Lab ID:	C0808019-011A	**Matrix:**	AIR

Analyses	Result	Limit	Qual	Units	DF	Date Analyzed
1UG/M3 BY METHOD TO15		**TO-15**				Analyst: **RJP**
1,1,1-Trichloroethane	ND	0.83		ug/m3	1	8/16/2008 4:48:00 PM
1,1,2,2-Tetrachloroethane	ND	1.0		ug/m3	1	8/16/2008 4:48:00 PM
1,1,2-Trichloroethane	ND	0.83		ug/m3	1	8/16/2008 4:48:00 PM
1,1-Dichloroethane	ND	0.62		ug/m3	1	8/16/2008 4:48:00 PM
1,1-Dichloroethene	ND	0.60		ug/m3	1	8/16/2008 4:48:00 PM
1,2,4-Trichlorobenzene	ND	1.1		ug/m3	1	8/16/2008 4:48:00 PM
1,2,4-Trimethylbenzene	4.2	0.75		ug/m3	1	8/16/2008 4:48:00 PM
1,2-Dibromoethane	ND	1.2		ug/m3	1	8/16/2008 4:48:00 PM
1,2-Dichlorobenzene	ND	0.92		ug/m3	1	8/16/2008 4:48:00 PM
1,2-Dichloroethane	ND	0.62		ug/m3	1	8/16/2008 4:48:00 PM
1,2-Dichloropropane	ND	0.70		ug/m3	1	8/16/2008 4:48:00 PM
1,3,5-Trimethylbenzene	1.8	0.75		ug/m3	1	8/16/2008 4:48:00 PM
1,3-butadiene	ND	0.34		ug/m3	1	8/16/2008 4:48:00 PM
1,3-Dichlorobenzene	ND	0.92		ug/m3	1	8/16/2008 4:48:00 PM
1,4-Dichlorobenzene	ND	0.92		ug/m3	1	8/16/2008 4:48:00 PM
1,4-Dioxane	ND	1.1		ug/m3	1	8/16/2008 4:48:00 PM
2,2,4-trimethylpentane	0.76	0.71		ug/m3	1	8/16/2008 4:48:00 PM
4-ethyltoluene	1.0	0.75		ug/m3	1	8/16/2008 4:48:00 PM
Acetone	31	7.2		ug/m3	10	8/16/2008 5:21:00 PM
Allyl chloride	ND	0.48		ug/m3	1	8/16/2008 4:48:00 PM
Benzene	1.3	0.49		ug/m3	1	8/16/2008 4:48:00 PM
Benzyl chloride	ND	0.88		ug/m3	1	8/16/2008 4:48:00 PM
Bromodichloromethane	ND	1.0		ug/m3	1	8/16/2008 4:48:00 PM
Bromoform	ND	1.6		ug/m3	1	8/16/2008 4:48:00 PM
Bromomethane	ND	0.59		ug/m3	1	8/16/2008 4:48:00 PM
Carbon disulfide	ND	0.47		ug/m3	1	8/16/2008 4:48:00 PM
Carbon tetrachloride	ND	0.96		ug/m3	1	8/16/2008 4:48:00 PM
Chlorobenzene	ND	0.70		ug/m3	1	8/16/2008 4:48:00 PM
Chloroethane	ND	0.40		ug/m3	1	8/16/2008 4:48:00 PM
Chloroform	ND	0.74		ug/m3	1	8/16/2008 4:48:00 PM
Chloromethane	1.0	0.31		ug/m3	1	8/16/2008 4:48:00 PM
cis-1,2-Dichloroethene	0.56	0.60	J	ug/m3	1	8/16/2008 4:48:00 PM
cis-1,3-Dichloropropene	ND	0.69		ug/m3	1	8/16/2008 4:48:00 PM
Cyclohexane	1.0	0.52		ug/m3	1	8/16/2008 4:48:00 PM
Dibromochloromethane	ND	1.3		ug/m3	1	8/16/2008 4:48:00 PM
Ethyl acetate	1.4	0.92		ug/m3	1	8/16/2008 4:48:00 PM
Ethylbenzene	1.1	0.66		ug/m3	1	8/16/2008 4:48:00 PM
Freon 11	1.2	0.86		ug/m3	1	8/16/2008 4:48:00 PM
Freon 113	ND	1.2		ug/m3	1	8/16/2008 4:48:00 PM
Freon 114	ND	1.1		ug/m3	1	8/16/2008 4:48:00 PM

Qualifiers:

B	Analyte detected in the associated Method Blank	E	Value above quantitation range
H	Holding times for preparation or analysis exceeded	J	Analyte detected at or below quantitation limits
JN	Non-routine analyte. Quantitation estimated.	ND	Not Detected at the Reporting Limit
S	Spike Recovery outside accepted recovery limits		

Centek Laboratories, LLC

Date: *18-Aug-08*

CLIENT:	LaBella Associates, Pc	**Client Sample ID:**	Room 126 SS
Lab Order:	C0808019	**Tag Number:**	282,443
Project:	690 St. Paul Bldg 14B	**Collection Date:**	8/15/2008
Lab ID:	C0808019-011A	**Matrix:**	AIR

Analyses	Result	Limit	Qual	Units	DF	Date Analyzed
1UG/M3 BY METHOD TO15		**TO-15**				Analyst: **RJP**
Freon 12	2.2	0.75		ug/m3	1	8/16/2008 4:48:00 PM
Heptane	5.3	0.62		ug/m3	1	8/16/2008 4:48:00 PM
Hexachloro-1,3-butadiene	ND	1.6		ug/m3	1	8/16/2008 4:48:00 PM
Hexane	2.3	0.54		ug/m3	1	8/16/2008 4:48:00 PM
Isopropyl alcohol	ND	0.37		ug/m3	1	8/16/2008 4:48:00 PM
m&p-Xylene	2.8	1.3		ug/m3	1	8/16/2008 4:48:00 PM
Methyl Butyl Ketone	ND	1.2		ug/m3	1	8/16/2008 4:48:00 PM
Methyl Ethyl Ketone	2.5	0.90		ug/m3	1	8/16/2008 4:48:00 PM
Methyl Isobutyl Ketone	4.1	1.2		ug/m3	1	8/16/2008 4:48:00 PM
Methyl tert-butyl ether	ND	0.55		ug/m3	1	8/16/2008 4:48:00 PM
Methylene chloride	1.4	0.53		ug/m3	1	8/16/2008 4:48:00 PM
o-Xylene	1.1	0.66		ug/m3	1	8/16/2008 4:48:00 PM
Propylene	ND	0.26		ug/m3	1	8/16/2008 4:48:00 PM
Styrene	0.95	0.65		ug/m3	1	8/16/2008 4:48:00 PM
Tetrachloroethylene	ND	1.0		ug/m3	1	8/16/2008 4:48:00 PM
Tetrahydrofuran	ND	0.45		ug/m3	1	8/16/2008 4:48:00 PM
Toluene	6.9	0.57		ug/m3	1	8/16/2008 4:48:00 PM
trans-1,2-Dichloroethene	ND	0.60		ug/m3	1	8/16/2008 4:48:00 PM
trans-1,3-Dichloropropene	ND	0.69		ug/m3	1	8/16/2008 4:48:00 PM
Trichloroethene	2.6	0.82		ug/m3	1	8/16/2008 4:48:00 PM
Vinyl acetate	ND	0.54		ug/m3	1	8/16/2008 4:48:00 PM
Vinyl Bromide	ND	0.67		ug/m3	1	8/16/2008 4:48:00 PM
Vinyl chloride	ND	0.39		ug/m3	1	8/16/2008 4:48:00 PM

Qualifiers:

B	Analyte detected in the associated Method Blank	E	Value above quantitation range
H	Holding times for preparation or analysis exceeded	J	Analyte detected at or below quantitation limits
JN	Non-routine analyte. Quantitation estimated.	ND	Not Detected at the Reporting Limit
S	Spike Recovery outside accepted recovery limits		

Centek Laboratories, LLC

Date: *18-Aug-08*

CLIENT:	LaBella Associates, Pc	**Client Sample ID:**	Room 126 Amb
Lab Order:	C0808019	**Tag Number:**	495,449
Project:	690 St. Paul Bldg 14B	**Collection Date:**	8/15/2008
Lab ID:	C0808019-012A	**Matrix:**	AIR

Analyses	Result	Limit	Qual	Units	DF	Date Analyzed
1UG/M3 W/ 0.25UG/M3 CT-TCE-VC		**TO-15**				Analyst: **RJP**
1,1,1-Trichloroethane	ND	0.832		ug/m3	1	8/16/2008 5:17:00 AM
1,1,2,2-Tetrachloroethane	ND	1.05		ug/m3	1	8/16/2008 5:17:00 AM
1,1,2-Trichloroethane	ND	0.832		ug/m3	1	8/16/2008 5:17:00 AM
1,1-Dichloroethane	ND	0.617		ug/m3	1	8/16/2008 5:17:00 AM
1,1-Dichloroethene	ND	0.605		ug/m3	1	8/16/2008 5:17:00 AM
1,2,4-Trichlorobenzene	ND	1.13		ug/m3	1	8/16/2008 5:17:00 AM
1,2,4-Trimethylbenzene	3.20	0.749		ug/m3	1	8/16/2008 5:17:00 AM
1,2-Dibromoethane	ND	1.17		ug/m3	1	8/16/2008 5:17:00 AM
1,2-Dichlorobenzene	ND	0.917		ug/m3	1	8/16/2008 5:17:00 AM
1,2-Dichloroethane	ND	0.617		ug/m3	1	8/16/2008 5:17:00 AM
1,2-Dichloropropane	ND	0.705		ug/m3	1	8/16/2008 5:17:00 AM
1,3,5-Trimethylbenzene	1.45	0.750		ug/m3	1	8/16/2008 5:17:00 AM
1,3-butadiene	ND	0.337		ug/m3	1	8/16/2008 5:17:00 AM
1,3-Dichlorobenzene	ND	0.917		ug/m3	1	8/16/2008 5:17:00 AM
1,4-Dichlorobenzene	ND	0.917		ug/m3	1	8/16/2008 5:17:00 AM
1,4-Dioxane	ND	1.10		ug/m3	1	8/16/2008 5:17:00 AM
2,2,4-trimethylpentane	0.522	0.712	J	ug/m3	1	8/16/2008 5:17:00 AM
4-ethyltoluene	0.899	0.750		ug/m3	1	8/16/2008 5:17:00 AM
Acetone	21.2	7.24		ug/m3	10	8/16/2008 5:52:00 AM
Allyl chloride	ND	0.477		ug/m3	1	8/16/2008 5:17:00 AM
Benzene	0.812	0.487		ug/m3	1	8/16/2008 5:17:00 AM
Benzyl chloride	ND	0.877		ug/m3	1	8/16/2008 5:17:00 AM
Bromodichloromethane	ND	1.02		ug/m3	1	8/16/2008 5:17:00 AM
Bromoform	ND	1.58		ug/m3	1	8/16/2008 5:17:00 AM
Bromomethane	ND	0.592		ug/m3	1	8/16/2008 5:17:00 AM
Carbon disulfide	ND	0.475		ug/m3	1	8/16/2008 5:17:00 AM
Carbon tetrachloride	ND	0.256		ug/m3	1	8/16/2008 5:17:00 AM
Chlorobenzene	ND	0.702		ug/m3	1	8/16/2008 5:17:00 AM
Chloroethane	ND	0.402		ug/m3	1	8/16/2008 5:17:00 AM
Chloroform	ND	0.744		ug/m3	1	8/16/2008 5:17:00 AM
Chloromethane	0.945	0.315		ug/m3	1	8/16/2008 5:17:00 AM
cis-1,2-Dichloroethene	0.524	0.604	J	ug/m3	1	8/16/2008 5:17:00 AM
cis-1,3-Dichloropropene	ND	0.692		ug/m3	1	8/16/2008 5:17:00 AM
Cyclohexane	0.385	0.525	J	ug/m3	1	8/16/2008 5:17:00 AM
Dibromochloromethane	ND	1.30		ug/m3	1	8/16/2008 5:17:00 AM
Ethyl acetate	2.38	0.916		ug/m3	1	8/16/2008 5:17:00 AM
Ethylbenzene	0.706	0.662		ug/m3	1	8/16/2008 5:17:00 AM
Freon 11	1.03	0.857		ug/m3	1	8/16/2008 5:17:00 AM
Freon 113	ND	1.17		ug/m3	1	8/16/2008 5:17:00 AM
Freon 114	ND	1.07		ug/m3	1	8/16/2008 5:17:00 AM

Qualifiers:

B	Analyte detected in the associated Method Blank	E	Value above quantitation range
H	Holding times for preparation or analysis exceeded	J	Analyte detected at or below quantitation limits
JN	Non-routine analyte. Quantitation estimated.	ND	Not Detected at the Reporting Limit
S	Spike Recovery outside accepted recovery limits		

Centek Laboratories, LLC

Date: *18-Aug-08*

CLIENT:	LaBella Associates, Pc	**Client Sample ID:**	Room 126 Amb
Lab Order:	C0808019	**Tag Number:**	495,449
Project:	690 St. Paul Bldg 14B	**Collection Date:**	8/15/2008
Lab ID:	C0808019-012A	**Matrix:**	AIR

Analyses	Result	Limit	Qual	Units	DF	Date Analyzed
1UG/M3 W/ 0.25UG/M3 CT-TCE-VC		**TO-15**				Analyst: **RJP**
Freon 12	1.86	0.754		ug/m3	1	8/16/2008 5:17:00 AM
Heptane	8.37	0.625		ug/m3	1	8/16/2008 5:17:00 AM
Hexachloro-1,3-butadiene	ND	1.63		ug/m3	1	8/16/2008 5:17:00 AM
Hexane	0.896	0.537		ug/m3	1	8/16/2008 5:17:00 AM
Isopropyl alcohol	4.65	0.375		ug/m3	1	8/16/2008 5:17:00 AM
m&p-Xylene	1.99	1.32		ug/m3	1	8/16/2008 5:17:00 AM
Methyl Butyl Ketone	ND	1.25		ug/m3	1	8/16/2008 5:17:00 AM
Methyl Ethyl Ketone	1.56	0.899		ug/m3	1	8/16/2008 5:17:00 AM
Methyl Isobutyl Ketone	7.41	1.25		ug/m3	1	8/16/2008 5:17:00 AM
Methyl tert-butyl ether	ND	0.550		ug/m3	1	8/16/2008 5:17:00 AM
Methylene chloride	6.00	0.530		ug/m3	1	8/16/2008 5:17:00 AM
o-Xylene	0.883	0.662		ug/m3	1	8/16/2008 5:17:00 AM
Propylene	ND	0.262		ug/m3	1	8/16/2008 5:17:00 AM
Styrene	0.736	0.649		ug/m3	1	8/16/2008 5:17:00 AM
Tetrachloroethylene	ND	1.03		ug/m3	1	8/16/2008 5:17:00 AM
Tetrahydrofuran	ND	0.450		ug/m3	1	8/16/2008 5:17:00 AM
Toluene	6.47	0.575		ug/m3	1	8/16/2008 5:17:00 AM
trans-1,2-Dichloroethene	ND	0.604		ug/m3	1	8/16/2008 5:17:00 AM
trans-1,3-Dichloropropene	ND	0.692		ug/m3	1	8/16/2008 5:17:00 AM
Trichloroethene	1.97	0.218		ug/m3	1	8/16/2008 5:17:00 AM
Vinyl acetate	ND	0.537		ug/m3	1	8/16/2008 5:17:00 AM
Vinyl Bromide	ND	0.667		ug/m3	1	8/16/2008 5:17:00 AM
Vinyl chloride	ND	0.104		ug/m3	1	8/16/2008 5:17:00 AM

Qualifiers:

B	Analyte detected in the associated Method Blank	E	Value above quantitation range
H	Holding times for preparation or analysis exceeded	J	Analyte detected at or below quantitation limits
JN	Non-routine analyte. Quantitation estimated.	ND	Not Detected at the Reporting Limit
S	Spike Recovery outside accepted recovery limits		

Centek Laboratories, LLC

Date: *18-Aug-08*

CLIENT:	LaBella Associates, Pc	**Client Sample ID:**	2nd Floor Room 226 Amb
Lab Order:	C0808019	**Tag Number:**	368,258
Project:	690 St. Paul Bldg 14B	**Collection Date:**	8/15/2008
Lab ID:	C0808019-013A	**Matrix:**	AIR

Analyses	Result	Limit	Qual	Units	DF	Date Analyzed
1UG/M3 W/ 0.25UG/M3 CT-TCE-VC		**TO-15**				Analyst: **RJP**
1,1,1-Trichloroethane	ND	0.832		ug/m3	1	8/16/2008 6:27:00 AM
1,1,2,2-Tetrachloroethane	ND	1.05		ug/m3	1	8/16/2008 6:27:00 AM
1,1,2-Trichloroethane	ND	0.832		ug/m3	1	8/16/2008 6:27:00 AM
1,1-Dichloroethane	ND	0.617		ug/m3	1	8/16/2008 6:27:00 AM
1,1-Dichloroethene	ND	0.605		ug/m3	1	8/16/2008 6:27:00 AM
1,2,4-Trichlorobenzene	ND	1.13		ug/m3	1	8/16/2008 6:27:00 AM
1,2,4-Trimethylbenzene	2.95	0.749		ug/m3	1	8/16/2008 6:27:00 AM
1,2-Dibromoethane	ND	1.17		ug/m3	1	8/16/2008 6:27:00 AM
1,2-Dichlorobenzene	ND	0.917		ug/m3	1	8/16/2008 6:27:00 AM
1,2-Dichloroethane	ND	0.617		ug/m3	1	8/16/2008 6:27:00 AM
1,2-Dichloropropane	ND	0.705		ug/m3	1	8/16/2008 6:27:00 AM
1,3,5-Trimethylbenzene	1.45	0.750		ug/m3	1	8/16/2008 6:27:00 AM
1,3-butadiene	ND	0.337		ug/m3	1	8/16/2008 6:27:00 AM
1,3-Dichlorobenzene	ND	0.917		ug/m3	1	8/16/2008 6:27:00 AM
1,4-Dichlorobenzene	ND	0.917		ug/m3	1	8/16/2008 6:27:00 AM
1,4-Dioxane	ND	1.10		ug/m3	1	8/16/2008 6:27:00 AM
2,2,4-trimethylpentane	ND	0.712		ug/m3	1	8/16/2008 6:27:00 AM
4-ethyltoluene	0.550	0.750	J	ug/m3	1	8/16/2008 6:27:00 AM
Acetone	12.6	7.24		ug/m3	10	8/16/2008 7:02:00 AM
Allyl chloride	ND	0.477		ug/m3	1	8/16/2008 6:27:00 AM
Benzene	0.455	0.487	J	ug/m3	1	8/16/2008 6:27:00 AM
Benzyl chloride	ND	0.877		ug/m3	1	8/16/2008 6:27:00 AM
Bromodichloromethane	ND	1.02		ug/m3	1	8/16/2008 6:27:00 AM
Bromoform	ND	1.58		ug/m3	1	8/16/2008 6:27:00 AM
Bromomethane	ND	0.592		ug/m3	1	8/16/2008 6:27:00 AM
Carbon disulfide	ND	0.475		ug/m3	1	8/16/2008 6:27:00 AM
Carbon tetrachloride	ND	0.256		ug/m3	1	8/16/2008 6:27:00 AM
Chlorobenzene	ND	0.702		ug/m3	1	8/16/2008 6:27:00 AM
Chloroethane	ND	0.402		ug/m3	1	8/16/2008 6:27:00 AM
Chloroform	ND	0.744		ug/m3	1	8/16/2008 6:27:00 AM
Chloromethane	0.714	0.315		ug/m3	1	8/16/2008 6:27:00 AM
cis-1,2-Dichloroethene	ND	0.604		ug/m3	1	8/16/2008 6:27:00 AM
cis-1,3-Dichloropropene	ND	0.692		ug/m3	1	8/16/2008 6:27:00 AM
Cyclohexane	ND	0.525		ug/m3	1	8/16/2008 6:27:00 AM
Dibromochloromethane	ND	1.30		ug/m3	1	8/16/2008 6:27:00 AM
Ethyl acetate	0.586	0.916	J	ug/m3	1	8/16/2008 6:27:00 AM
Ethylbenzene	ND	0.662		ug/m3	1	8/16/2008 6:27:00 AM
Freon 11	0.914	0.857		ug/m3	1	8/16/2008 6:27:00 AM
Freon 113	ND	1.17		ug/m3	1	8/16/2008 6:27:00 AM
Freon 114	ND	1.07		ug/m3	1	8/16/2008 6:27:00 AM

Qualifiers:

B	Analyte detected in the associated Method Blank	E	Value above quantitation range
H	Holding times for preparation or analysis exceeded	J	Analyte detected at or below quantitation limits
JN	Non-routine analyte. Quantitation estimated.	ND	Not Detected at the Reporting Limit
S	Spike Recovery outside accepted recovery limits		

Centek Laboratories, LLC

Date: *18-Aug-08*

CLIENT:	LaBella Associates, Pc	**Client Sample ID:**	2nd Floor Room 226 Amb
Lab Order:	C0808019	**Tag Number:**	368,258
Project:	690 St. Paul Bldg 14B	**Collection Date:**	8/15/2008
Lab ID:	C0808019-013A	**Matrix:**	AIR

Analyses	Result	Limit	Qual	Units	DF	Date Analyzed
1UG/M3 W/ 0.25UG/M3 CT-TCE-VC		**TO-15**				Analyst: **RJP**
Freon 12	1.76	0.754		ug/m3	1	8/16/2008 6:27:00 AM
Heptane	1.21	0.625		ug/m3	1	8/16/2008 6:27:00 AM
Hexachloro-1,3-butadiene	ND	1.63		ug/m3	1	8/16/2008 6:27:00 AM
Hexane	ND	0.537		ug/m3	1	8/16/2008 6:27:00 AM
Isopropyl alcohol	2.82	0.375		ug/m3	1	8/16/2008 6:27:00 AM
m&p-Xylene	1.41	1.32		ug/m3	1	8/16/2008 6:27:00 AM
Methyl Butyl Ketone	ND	1.25		ug/m3	1	8/16/2008 6:27:00 AM
Methyl Ethyl Ketone	ND	0.899		ug/m3	1	8/16/2008 6:27:00 AM
Methyl Isobutyl Ketone	1.08	1.25	J	ug/m3	1	8/16/2008 6:27:00 AM
Methyl tert-butyl ether	ND	0.550		ug/m3	1	8/16/2008 6:27:00 AM
Methylene chloride	1.27	0.530		ug/m3	1	8/16/2008 6:27:00 AM
o-Xylene	0.706	0.662		ug/m3	1	8/16/2008 6:27:00 AM
Propylene	ND	0.262		ug/m3	1	8/16/2008 6:27:00 AM
Styrene	ND	0.649		ug/m3	1	8/16/2008 6:27:00 AM
Tetrachloroethylene	ND	1.03		ug/m3	1	8/16/2008 6:27:00 AM
Tetrahydrofuran	ND	0.450		ug/m3	1	8/16/2008 6:27:00 AM
Toluene	2.57	0.575		ug/m3	1	8/16/2008 6:27:00 AM
trans-1,2-Dichloroethene	ND	0.604		ug/m3	1	8/16/2008 6:27:00 AM
trans-1,3-Dichloropropene	ND	0.692		ug/m3	1	8/16/2008 6:27:00 AM
Trichloroethene	1.42	0.218		ug/m3	1	8/16/2008 6:27:00 AM
Vinyl acetate	ND	0.537		ug/m3	1	8/16/2008 6:27:00 AM
Vinyl Bromide	ND	0.667		ug/m3	1	8/16/2008 6:27:00 AM
Vinyl chloride	ND	0.104		ug/m3	1	8/16/2008 6:27:00 AM

Qualifiers:

B	Analyte detected in the associated Method Blank	E	Value above quantitation range
H	Holding times for preparation or analysis exceeded	J	Analyte detected at or below quantitation limits
JN	Non-routine analyte. Quantitation estimated.	ND	Not Detected at the Reporting Limit
S	Spike Recovery outside accepted recovery limits		

Centek Laboratories, LLC

Date: *18-Aug-08*

CLIENT:	LaBella Associates, Pc	**Client Sample ID:**	Outside
Lab Order:	C0808019	**Tag Number:**	240,441
Project:	690 St. Paul Bldg 14B	**Collection Date:**	8/15/2008
Lab ID:	C0808019-014A	**Matrix:**	AIR

Analyses	Result	Limit	Qual	Units	DF	Date Analyzed
1UG/M3 W/ 0.25UG/M3 CT-TCE-VC		**TO-15**				Analyst: **RJP**
1,1,1-Trichloroethane	ND	0.832		ug/m3	1	8/15/2008 9:04:00 PM
1,1,2,2-Tetrachloroethane	ND	1.05		ug/m3	1	8/15/2008 9:04:00 PM
1,1,2-Trichloroethane	ND	0.832		ug/m3	1	8/15/2008 9:04:00 PM
1,1-Dichloroethane	ND	0.617		ug/m3	1	8/15/2008 9:04:00 PM
1,1-Dichloroethene	ND	0.605		ug/m3	1	8/15/2008 9:04:00 PM
1,2,4-Trichlorobenzene	ND	1.13		ug/m3	1	8/15/2008 9:04:00 PM
1,2,4-Trimethylbenzene	8.99	7.49		ug/m3	10	8/16/2008 6:30:00 PM
1,2-Dibromoethane	ND	1.17		ug/m3	1	8/15/2008 9:04:00 PM
1,2-Dichlorobenzene	ND	0.917		ug/m3	1	8/15/2008 9:04:00 PM
1,2-Dichloroethane	5.97	0.617		ug/m3	1	8/15/2008 9:04:00 PM
1,2-Dichloropropane	ND	0.705		ug/m3	1	8/15/2008 9:04:00 PM
1,3,5-Trimethylbenzene	ND	0.750		ug/m3	1	8/15/2008 9:04:00 PM
1,3-butadiene	ND	0.337		ug/m3	1	8/15/2008 9:04:00 PM
1,3-Dichlorobenzene	ND	0.917		ug/m3	1	8/15/2008 9:04:00 PM
1,4-Dichlorobenzene	3.24	0.917		ug/m3	1	8/15/2008 9:04:00 PM
1,4-Dioxane	ND	1.10		ug/m3	1	8/15/2008 9:04:00 PM
2,2,4-trimethylpentane	0.997	0.712		ug/m3	1	8/15/2008 9:04:00 PM
4-ethyltoluene	ND	0.750		ug/m3	1	8/15/2008 9:04:00 PM
Acetone	26.6	7.24		ug/m3	10	8/16/2008 6:30:00 PM
Allyl chloride	0.445	0.477	J	ug/m3	1	8/15/2008 9:04:00 PM
Benzene	4.51	0.487		ug/m3	1	8/15/2008 9:04:00 PM
Benzyl chloride	ND	0.877		ug/m3	1	8/15/2008 9:04:00 PM
Bromodichloromethane	ND	1.02		ug/m3	1	8/15/2008 9:04:00 PM
Bromoform	ND	1.58		ug/m3	1	8/15/2008 9:04:00 PM
Bromomethane	ND	0.592		ug/m3	1	8/15/2008 9:04:00 PM
Carbon disulfide	0.443	0.475	J	ug/m3	1	8/15/2008 9:04:00 PM
Carbon tetrachloride	ND	0.256		ug/m3	1	8/15/2008 9:04:00 PM
Chlorobenzene	ND	0.702		ug/m3	1	8/15/2008 9:04:00 PM
Chloroethane	ND	0.402		ug/m3	1	8/15/2008 9:04:00 PM
Chloroform	0.943	0.744		ug/m3	1	8/15/2008 9:04:00 PM
Chloromethane	0.483	0.315		ug/m3	1	8/15/2008 9:04:00 PM
cis-1,2-Dichloroethene	10.1	6.04		ug/m3	10	8/16/2008 6:30:00 PM
cis-1,3-Dichloropropene	ND	0.692		ug/m3	1	8/15/2008 9:04:00 PM
Cyclohexane	1.61	0.525		ug/m3	1	8/15/2008 9:04:00 PM
Dibromochloromethane	ND	1.30		ug/m3	1	8/15/2008 9:04:00 PM
Ethyl acetate	1.47	0.916		ug/m3	1	8/15/2008 9:04:00 PM
Ethylbenzene	13.7	6.62		ug/m3	10	8/16/2008 6:30:00 PM
Freon 11	0.628	0.857	J	ug/m3	1	8/15/2008 9:04:00 PM
Freon 113	ND	1.17		ug/m3	1	8/15/2008 9:04:00 PM
Freon 114	ND	1.07		ug/m3	1	8/15/2008 9:04:00 PM

Qualifiers:

B	Analyte detected in the associated Method Blank	E	Value above quantitation range
H	Holding times for preparation or analysis exceeded	J	Analyte detected at or below quantitation limits
JN	Non-routine analyte. Quantitation estimated.	ND	Not Detected at the Reporting Limit
S	Spike Recovery outside accepted recovery limits		

Centek Laboratories, LLC

Date: *18-Aug-08*

CLIENT:	LaBella Associates, Pc	**Client Sample ID:**	Outside
Lab Order:	C0808019	**Tag Number:**	240,441
Project:	690 St. Paul Bldg 14B	**Collection Date:**	8/15/2008
Lab ID:	C0808019-014A	**Matrix:**	AIR

Analyses	Result	Limit	Qual	Units	DF	Date Analyzed
1UG/M3 W/ 0.25UG/M3 CT-TCE-VC		**TO-15**				Analyst: **RJP**
Freon 12	1.41	0.754		ug/m3	1	8/15/2008 9:04:00 PM
Heptane	3.21	0.625		ug/m3	1	8/15/2008 9:04:00 PM
Hexachloro-1,3-butadiene	ND	1.63		ug/m3	1	8/15/2008 9:04:00 PM
Hexane	ND	0.537		ug/m3	1	8/15/2008 9:04:00 PM
Isopropyl alcohol	ND	0.375		ug/m3	1	8/15/2008 9:04:00 PM
m&p-Xylene	18.2	1.32		ug/m3	1	8/15/2008 9:04:00 PM
Methyl Butyl Ketone	ND	1.25		ug/m3	1	8/15/2008 9:04:00 PM
Methyl Ethyl Ketone	3.60	0.899		ug/m3	1	8/15/2008 9:04:00 PM
Methyl Isobutyl Ketone	2.12	1.25		ug/m3	1	8/15/2008 9:04:00 PM
Methyl tert-butyl ether	ND	0.550		ug/m3	1	8/15/2008 9:04:00 PM
Methylene chloride	18.7	5.30		ug/m3	10	8/16/2008 6:30:00 PM
o-Xylene	6.80	0.662		ug/m3	1	8/15/2008 9:04:00 PM
Propylene	ND	0.262		ug/m3	1	8/15/2008 9:04:00 PM
Styrene	ND	0.649		ug/m3	1	8/15/2008 9:04:00 PM
Tetrachloroethylene	3.03	1.03		ug/m3	1	8/15/2008 9:04:00 PM
Tetrahydrofuran	ND	0.450		ug/m3	1	8/15/2008 9:04:00 PM
Toluene	31.4	5.75		ug/m3	10	8/16/2008 6:30:00 PM
trans-1,2-Dichloroethene	ND	0.604		ug/m3	1	8/15/2008 9:04:00 PM
trans-1,3-Dichloropropene	ND	0.692		ug/m3	1	8/15/2008 9:04:00 PM
Trichloroethene	48.1	2.18		ug/m3	10	8/16/2008 6:30:00 PM
Vinyl acetate	ND	0.537		ug/m3	1	8/15/2008 9:04:00 PM
Vinyl Bromide	ND	0.667		ug/m3	1	8/15/2008 9:04:00 PM
Vinyl chloride	ND	0.104		ug/m3	1	8/15/2008 9:04:00 PM

Qualifiers:

B	Analyte detected in the associated Method Blank	E	Value above quantitation range
H	Holding times for preparation or analysis exceeded	J	Analyte detected at or below quantitation limits
JN	Non-routine analyte. Quantitation estimated.	ND	Not Detected at the Reporting Limit
S	Spike Recovery outside accepted recovery limits		

Centek Laboratories, LLC

Date: *18-Aug-08*

CLIENT:	LaBella Associates, Pc	**Client Sample ID:**	Trip Blank
Lab Order:	C0808019	**Tag Number:**	94
Project:	690 St. Paul Bldg 14B	**Collection Date:**	8/15/2008
Lab ID:	C0808019-015A	**Matrix:**	AIR

Analyses	Result	Limit	Qual	Units	DF	Date Analyzed
1UG/M3 W/ 0.25UG/M3 CT-TCE-VC		**TO-15**				Analyst: **RJP**
1,1,1-Trichloroethane	ND	0.832		ug/m3	1	8/15/2008 9:38:00 PM
1,1,2,2-Tetrachloroethane	ND	1.05		ug/m3	1	8/15/2008 9:38:00 PM
1,1,2-Trichloroethane	ND	0.832		ug/m3	1	8/15/2008 9:38:00 PM
1,1-Dichloroethane	ND	0.617		ug/m3	1	8/15/2008 9:38:00 PM
1,1-Dichloroethene	ND	0.605		ug/m3	1	8/15/2008 9:38:00 PM
1,2,4-Trichlorobenzene	ND	1.13		ug/m3	1	8/15/2008 9:38:00 PM
1,2,4-Trimethylbenzene	ND	0.749		ug/m3	1	8/15/2008 9:38:00 PM
1,2-Dibromoethane	ND	1.17		ug/m3	1	8/15/2008 9:38:00 PM
1,2-Dichlorobenzene	ND	0.917		ug/m3	1	8/15/2008 9:38:00 PM
1,2-Dichloroethane	ND	0.617		ug/m3	1	8/15/2008 9:38:00 PM
1,2-Dichloropropane	ND	0.705		ug/m3	1	8/15/2008 9:38:00 PM
1,3,5-Trimethylbenzene	ND	0.750		ug/m3	1	8/15/2008 9:38:00 PM
1,3-butadiene	ND	0.337		ug/m3	1	8/15/2008 9:38:00 PM
1,3-Dichlorobenzene	ND	0.917		ug/m3	1	8/15/2008 9:38:00 PM
1,4-Dichlorobenzene	ND	0.917		ug/m3	1	8/15/2008 9:38:00 PM
1,4-Dioxane	ND	1.10		ug/m3	1	8/15/2008 9:38:00 PM
2,2,4-trimethylpentane	ND	0.712		ug/m3	1	8/15/2008 9:38:00 PM
4-ethyltoluene	ND	0.750		ug/m3	1	8/15/2008 9:38:00 PM
Acetone	ND	0.724		ug/m3	1	8/15/2008 9:38:00 PM
Allyl chloride	ND	0.477		ug/m3	1	8/15/2008 9:38:00 PM
Benzene	ND	0.487		ug/m3	1	8/15/2008 9:38:00 PM
Benzyl chloride	ND	0.877		ug/m3	1	8/15/2008 9:38:00 PM
Bromodichloromethane	ND	1.02		ug/m3	1	8/15/2008 9:38:00 PM
Bromoform	ND	1.58		ug/m3	1	8/15/2008 9:38:00 PM
Bromomethane	ND	0.592		ug/m3	1	8/15/2008 9:38:00 PM
Carbon disulfide	ND	0.475		ug/m3	1	8/15/2008 9:38:00 PM
Carbon tetrachloride	ND	0.256		ug/m3	1	8/15/2008 9:38:00 PM
Chlorobenzene	ND	0.702		ug/m3	1	8/15/2008 9:38:00 PM
Chloroethane	ND	0.402		ug/m3	1	8/15/2008 9:38:00 PM
Chloroform	ND	0.744		ug/m3	1	8/15/2008 9:38:00 PM
Chloromethane	ND	0.315		ug/m3	1	8/15/2008 9:38:00 PM
cis-1,2-Dichloroethene	ND	0.604		ug/m3	1	8/15/2008 9:38:00 PM
cis-1,3-Dichloropropene	ND	0.692		ug/m3	1	8/15/2008 9:38:00 PM
Cyclohexane	ND	0.525		ug/m3	1	8/15/2008 9:38:00 PM
Dibromochloromethane	ND	1.30		ug/m3	1	8/15/2008 9:38:00 PM
Ethyl acetate	ND	0.916		ug/m3	1	8/15/2008 9:38:00 PM
Ethylbenzene	ND	0.662		ug/m3	1	8/15/2008 9:38:00 PM
Freon 11	ND	0.857		ug/m3	1	8/15/2008 9:38:00 PM
Freon 113	ND	1.17		ug/m3	1	8/15/2008 9:38:00 PM
Freon 114	ND	1.07		ug/m3	1	8/15/2008 9:38:00 PM

Qualifiers:

B	Analyte detected in the associated Method Blank	E	Value above quantitation range
H	Holding times for preparation or analysis exceeded	J	Analyte detected at or below quantitation limits
JN	Non-routine analyte. Quantitation estimated.	ND	Not Detected at the Reporting Limit
S	Spike Recovery outside accepted recovery limits		

Centek Laboratories, LLC

Date: *18-Aug-08*

CLIENT:	LaBella Associates, Pc	**Client Sample ID:**	Trip Blank
Lab Order:	C0808019	**Tag Number:**	94
Project:	690 St. Paul Bldg 14B	**Collection Date:**	8/15/2008
Lab ID:	C0808019-015A	**Matrix:**	AIR

Analyses	Result	Limit	Qual	Units	DF	Date Analyzed
1UG/M3 W/ 0.25UG/M3 CT-TCE-VC		**TO-15**				Analyst: **RJP**
Freon 12	ND	0.754		ug/m3	1	8/15/2008 9:38:00 PM
Heptane	ND	0.625		ug/m3	1	8/15/2008 9:38:00 PM
Hexachloro-1,3-butadiene	ND	1.63		ug/m3	1	8/15/2008 9:38:00 PM
Hexane	ND	0.537		ug/m3	1	8/15/2008 9:38:00 PM
Isopropyl alcohol	ND	0.375		ug/m3	1	8/15/2008 9:38:00 PM
m&p-Xylene	ND	1.32		ug/m3	1	8/15/2008 9:38:00 PM
Methyl Butyl Ketone	ND	1.25		ug/m3	1	8/15/2008 9:38:00 PM
Methyl Ethyl Ketone	ND	0.899		ug/m3	1	8/15/2008 9:38:00 PM
Methyl Isobutyl Ketone	ND	1.25		ug/m3	1	8/15/2008 9:38:00 PM
Methyl tert-butyl ether	ND	0.550		ug/m3	1	8/15/2008 9:38:00 PM
Methylene chloride	ND	0.530		ug/m3	1	8/15/2008 9:38:00 PM
o-Xylene	ND	0.662		ug/m3	1	8/15/2008 9:38:00 PM
Propylene	ND	0.262		ug/m3	1	8/15/2008 9:38:00 PM
Styrene	ND	0.649		ug/m3	1	8/15/2008 9:38:00 PM
Tetrachloroethylene	ND	1.03		ug/m3	1	8/15/2008 9:38:00 PM
Tetrahydrofuran	ND	0.450		ug/m3	1	8/15/2008 9:38:00 PM
Toluene	ND	0.575		ug/m3	1	8/15/2008 9:38:00 PM
trans-1,2-Dichloroethene	ND	0.604		ug/m3	1	8/15/2008 9:38:00 PM
trans-1,3-Dichloropropene	ND	0.692		ug/m3	1	8/15/2008 9:38:00 PM
Trichloroethene	ND	0.218		ug/m3	1	8/15/2008 9:38:00 PM
Vinyl acetate	ND	0.537		ug/m3	1	8/15/2008 9:38:00 PM
Vinyl Bromide	ND	0.667		ug/m3	1	8/15/2008 9:38:00 PM
Vinyl chloride	ND	0.104		ug/m3	1	8/15/2008 9:38:00 PM

Qualifiers:

B	Analyte detected in the associated Method Blank	E	Value above quantitation range
H	Holding times for preparation or analysis exceeded	J	Analyte detected at or below quantitation limits
JN	Non-routine analyte. Quantitation estimated.	ND	Not Detected at the Reporting Limit
S	Spike Recovery outside accepted recovery limits		

Centek Laboratories, LLC

Chain of Custody

143 Midler Park Drive
Syracuse, NY 13206
Phone: 315-431-9730 Fax: 315-431-9731 Emergency: 315-416-2751 / 416-2752.

Site Name: 690 St. Paul
Project: Bdg 14 B
PO#:
Other:

Detection Limit	Report Level
☐ 5ppbv	☐ Level I
☒ 1ug/M3	☐ Level II
☒ 1ug/M3 +TCE .25	☒ Cat "B" Like

Turnaround Time:	Check One	Rush TAT Surcharge %	Due Date:
5 Business Days	☐	0%	
4 Business Days	☐	35%	
3 Business Days	☐	50%	
2 Business Days	☐	75%	
Next Day by 5pm	☒	100%	
Next Day by Noon	☐	150%	
Same Day	☐	200%	

Company: LaBella Associates
Report: Mr. Rick Rote
300 State St.
Suite 201
Phone: 585-454-6110
Fax:
Email:

Company: LaBella Asc.
Invoice: Same
Phone:
Fax:
Email:

Sample ID	Date Sampled	Canister Number	Regulator Number	Analysis Request	Comments	Vacuum Start/Stop
Entrance NE SS	8/15/08	465	453	TO 15.25		30 3
Amb		86	297			30 4
Entrance SE SS-1		102	120			30 1
" SS-2		223	149			30 1
" Amb1		283	299			30 1
" Amb2		359	404			30 5
Room 134 SS		317	179			30 1
" " Amb		479	432			30 1
Room 113 SS		332	381		MS/MSD	30 1
" " Amb		218	278			30 1
RM 126 SS		292	443			30 1
" " Amb		495	449			29 1
2nd Floor Room 126		368	258			29 1
~~Amb~~		240	441			
Out Side		~~89~~ 94				
Trip						

Chain of Custody	Print Name	Signature	Date/Time	Courier:
Sampled by:	Jeff Scala		8/15/08	
Relinquished by:				
Received at Lab by:	Jen Scala		8/15/08	

www.CentekLabs.com

Data Usability Summary Report

Vali-Data of WNY, LLC
1514 Davis Rd.
West Falls, NY 14170

690 St. Paul St.
Mitkem Laboratories #SH1886
November 11, 2009

Prepared by

Jodi Zimmerman, B.S.
Vali-Data of WNY, LLC
1514 Davis Rd.
West Falls, NY 14170

DELIVERABLES

This Data Usability Summary Report (DUSR) was prepared by evaluating the analytical data package for LaBella Associates, P.C., project located at 690 St. Paul St., Mitkem Laboratories SDG ID#SH1886, submitted to Vali-Data of WNY, LLC on October 20, 2009. The laboratory performed the analyses using USEPA methods, 8260 (Volatile Organics), 8270 (Semi-Volatile Organics), 8082 (PCBs), 8081 (Pesticides), 6010 (Inorganics) and 7470 (Mercury).

VOLATILE ORGANIC COMPOUNDS

The following items/criteria were reviewed for this analytical suite:

- Data Completeness
- Narrative and Data Reporting Forms
- Chain of Custody and Traffic Reports
- Holding Times
- Internal Standard (IS) Area Performance
- Surrogate Spike Recoveries
- Method Blank
- Laboratory Control Samples
- MS/MSD
- Compound Quantitation
- Initial Calibration
- Continuing Calibration
- GC/MS Performance Check

The items listed above were technically in compliance with the method and SOP criteria with the exceptions discussed in the text below. The data have been reviewed according to the procedures outlined above and qualified accordingly.

OVERALL EVALUATION OF DATA AND POTENTIAL USABILITY ISSUES

The data are acceptable for use.

DATA COMPLETENESS

All criteria were met.

NARRATIVE AND DATA REPORTING FORMS

All criteria were met except MDL were not provided in the original package. Those pages are attached.

CHAIN OF CUSTODY AND TRAFFIC REPORTS
All criteria were met.

HOLDING TIMES
All holding times for the samples were met.

INTERNAL STANDARD (IS)
The IS did meet criteria.

SURROGATE SPIKE RECOVERIES
Surrogate recoveries were acceptable except the %Rec of Dibromofluoromethane was outside QC limits, high for all samples and quality control samples except the Trip Blank and 690-tunnel-D-MSD. Any corresponding analytes would be considered biased high.

METHOD BLANK
All the criteria were met.

FIELD DUPLICATE SAMPLE PRECISION
No field duplicate was performed.

LABORATORY CONTROL SAMPLES
All criteria were met except the %Rec of 1,2-Dicholorethane, 1,1,1-Trichloroethane and Bromodichloromethane were outside QC limits, high. These target analytes would be considered biased high.

MS/MSD
All criteria were met except the %Rec of 1,2-Dichloroethane was outside QC limits, high in 690-tunnel-D-MS.

COMPOUND QUANTITATION
All criteria were met.

INITIAL CALIBRATION
All criteria were met.

CONTINUING CALIBRATION
All criteria were met except the %D for Trichlorofluoromethane, 1,1,1-Trichloroethane, Carbon tetrachloride and 1,2-Dichloroethane were outside QC limits, high. These analytes were not detected in the samples but would be considered biased high.

GC/MS PERFORMANCE CHECK
All criteria were met.

SEMIVOLATILE ORGANIC COMPOUNDS

The following items/criteria were reviewed for this analytical suite:

- Data Completeness
- Narrative and Data Reporting Forms
- Chain of Custody and Traffic Reports
- Holding Times
- Internal Standard (IS) Area Performance
- Surrogate Spike Recoveries
- Method Blank
- Laboratory Control Samples
- MS/MSD
- Compound Quantitation
- Initial Calibration
- Continuing Calibration
- GC/MS Performance Check

The items listed above were technically in compliance with the method and SOP criteria with the exceptions discussed in the text below. The data have been reviewed according to the procedures outlined above and qualified accordingly.

OVERALL EVALUATION OF DATA AND POTENTIAL USABILITY ISSUES

The data are usable but are qualified below in MS/MSD.

DATA COMPLETENESS

All criteria were met.

NARRATIVE AND DATA REPORTING FORMS

All criteria were met except MDL were not provided in the original package. Those pages are attached.

CHAIN OF CUSTODY AND TRAFFIC REPORTS

All criteria were met.

HOLDING TIMES

All holding times were met.

INTERNAL STANDARD (IS)
All criteria were met.

SURROGATE SPIKE RECOVERIES
Surrogate recoveries were acceptable except the %Rec of 2-Fluorobiphenyl in SBLK3C, 2,4,6-Tribromophenol in 690-tunnel-D-MSD and Terphenyl-d14 in 690-ELEV-O were outside the QC limits.

METHOD BLANK
All the criteria were met.

FIELD DUPLICATE SAMPLE PRECISION
No field duplicate was performed.

LABORATORY CONTROL SAMPLES
All criteria were met except the %Rec of 2,4,5-Trichlorophenol, 2,4-Dinitrophenol, 4-Nitrophenol, Dibenzofuran and Benzo (a) anthracene were outside QC limits, high. None of these analytes were detected in the samples, but would have been considered biased high.

MS/MSD
All criteria were met except the %Rec of several target analytes were outside the QC limits in 690-tunnel-DMS/MSD. The %Rec of 4-Chloroaniline and 3,3'-Dichlorobenzidine were outside QC limits, low, and should be qualified as undetected-estimated in sample 690-tunnel-D.

COMPOUND QUANTITATION
All criteria were met.

INITIAL CALIBRATION
All criteria were met except the %RSD for Pentachlorophenol was outside QC limits. This analyte was not detected in the samples

CONTINUING CALIBRATION
All criteria were met except the %D for Hexachlorocyclopentadiene, 2,4-Dinitrophenol and 4-Nitrophenol were outside the QC limits. None of these analytes were detected in the samples.

GC/MS PERFORMANCE CHECK
All criteria were met.

PESTACIDES

The following items/criteria were reviewed for this analytical suite:

- Data Completeness
- Narrative and Data Reporting Forms
- Chain of Custody and Traffic Reports
- Holding Times
- Surrogate Spike Recoveries
- Method Blank
- Field Duplicate Precision
- Laboratory Control Samples
- MS/MSD
- Compound Quantitation
- Initial Calibration
- Continuing Calibration

The items listed above were technically in compliance with the method and SOP criteria with the exceptions discussed in the text below. The data have been reviewed according to the procedures outlined above and qualified accordingly.

OVERALL EVALUATION OF DATA AND POTENTIAL USABILITY ISSUES

The data are acceptable for use but should be updated as described below in MS/MSD and Compound Quantitation.

DATA COMPLETENESS

All criteria were met.

NARRATIVE AND DATA REPORTING FORMS

All criteria were met except MDL were not provided in the original package. Those pages are attached.

CHAIN OF CUSTODY AND TRAFFIC REPORTS

All criteria were met.

HOLDING TIMES

All holding times for the samples were met.

SURROGATE SPIKE RECOVERIES

All criteria for the surrogate recoveries were met.

METHOD BLANK

All the criteria were met.

FIELD DUPLICATE SAMPLE PRECISION

No field duplicate was performed.

LABORATORY CONTROL SAMPLES
All criteria were met.

MS/MSD
All criteria were met except the %Rec of several target analytes were outside the QC limits, high. The %Rec of 4,4'-DDT and gamma-Chlordane were high off both columns in both 690-tunnel-DMS/MSD. These analytes would be considered biased high.
The %D between the two columns for several target analytes was outside the QC limits in both 690-tunnel-DMS/MSD. The results with the greatest concentration should be used.

COMPOUND QUANTITATION
All criteria were met except the results from the column providing the lowest concentration were recorded for 4,4'-DDT and Dieldrin in 690-tunnel-D. However, the results with the higher concentration should have been recorded. The %D between the two columns for Dieldrin in sample 690-tunnel-D was outside QC limits.

INITIAL CALIBRATION
All criteria were met.

CONTINUING CALIBRATION
All criteria were met.

POLYCHLORINATED BIPHENYLS

The following items/criteria were reviewed for this analytical suite:

- Data Completeness
- Narrative and Data Reporting Forms
- Chain of Custody and Traffic Reports
- Holding Times
- Surrogate Spike Recoveries
- Method Blank
- Field Duplicate Precision
- Laboratory Control Samples
- MS/MSD
- Compound Quantitation
- Initial Calibration
- Continuing Calibration

The items listed above were technically in compliance with the method and SOP criteria with the exceptions discussed in the text below. The data have been reviewed according to the procedures outlined above and qualified accordingly.

OVERALL EVALUATION OF DATA AND POTENTIAL USABILITY ISSUES

The data are acceptable for use but are qualified below in Surrogate Spike Recovery.

DATA COMPLETENESS

All criteria were met.

NARRATIVE AND DATA REPORTING FORMS

All criteria were met except MDL were not provided in the original package. Those pages are attached.

CHAIN OF CUSTODY AND TRAFFIC REPORTS

All criteria were met.

HOLDING TIMES

All holding times for the samples were met.

SURROGATE SPIKE RECOVERIES

All criteria for the surrogate recoveries were met except DCBP off both columns was outside QC limits, low, in sample 690-ELEV-O. No target analytes were detected in the sample, so all target analytes should be undetected-estimated.

METHOD BLANK

All the criteria were met for the method blank.

FIELD DUPLICATE SAMPLE PRECISION

No field duplicate was performed.

LABORATORY CONTROL SAMPLES

All criteria were met.

MS/MSD

All criteria were met except the %Rec of Arochlor1260 was outside QC limits, high in 690-tunnel-DMS/MSD. Any affected target analyte would be considered biased high. The results with the highest concentration should be used.

COMPOUND QUANTITATION

All criteria were met.

INITIAL CALIBRATION
All criteria were met.

CONTINUING CALIBRATION
All criteria were met.

METALS

The following items/criteria were reviewed for this analytical suite:

- Data Completeness
- Narrative and Data Reporting Forms
- Chain of Custody and Traffic Reports
- Holding Times
- Method Blank
- Laboratory Control Samples
- MS/MSD
- Duplicate
- Serial Dilution
- Compound Quantitation
- Calibration

The items listed above were technically in compliance with the method and SOP criteria with the exceptions discussed in the text below. The data have been reviewed according to the procedures outlined above.

OVERALL EVALUATION OF DATA AND POTENTIAL USABILITY ISSUES
The data are acceptable for use but are qualified below in Method Blank.

DATA COMPLETENESS
All criteria were met.

NARATIVE AND DATA REPORTING FORMS
All criteria were met.

CHAIN OF CUSTODY AND TRAFFIC REPORTS
All criteria were met.

HOLDING TIMES
All criteria were met.

METHOD BLANK

All criteria were met except several target analytes were detected in the prep blank. These metals were qualified accordingly in the samples. All detects which are >MDL and <reporting limit are qualified with a 'B'.

Antimony, Vanadium and Zinc were detected in the initial calibration blank. Antimony, Magnesium, Nickel and Vanadium were detected in one or more of the continuing calibration blanks. Any of these metals that were detected above the MDL, below the reporting limit were qualified with a 'B'.

LABORATORY CONTROL SAMPLE

All criteria were met.

MS/MSD

All criteria were met except the %Rec for Iron, Lead, Thallium and Zinc were outside QC limits, low in 690-tunnel-DS.

All criteria were met except the %RPD of several target analytes were outside QC limits. Only Iron was outside QC limits in both 690-tunnel-DS and 690-tunnel-DD.

Post digest yielded acceptable results for all except Zinc. This suggests a matrix affect.

DUPLICATE

No field duplicate was performed.

SERIAL DILUTIONS

All criteria were met except the %D for Barium, Lead, Magnesium and Zinc in sample 690-tunnel-D were outside QC limits. These analytes were qualified with an 'E'.

COMPOUND QUANITATION

All criteria were met.

CALIBRATION

All criteria were met

MERCURY

The following items/criteria were reviewed for this analytical suite:

- Data Completeness
- Narrative and Data Reporting Forms
- Chain of Custody and Traffic Reports
- Holding Times
- Method Blank
- Laboratory Control Samples

- MS
- Compound Quantitation
- Calibration

The items listed above were technically in compliance with the method and SOP criteria with any exceptions discussed in the text below. The data have been reviewed according to the procedures outlined above.

OVERALL EVALUATION OF DATA AND POTENTIAL USABILITY ISSUES
The data are acceptable for use.

DATA COMPLETENESS
All criteria were met.

NARRATIVE AND DATA REPORTING FORMS
All criteria were met.

CHAIN OF CUSTODY
All criteria were met.

HOLDING TIMES
All criteria were met.

METHOD BLANK
All criteria were met.

LABORATORY CONTROL SAMPLES
All criteria were met.

MS/MSD
All criteria were met.

COMPOUND QUANTITATION
All criteria were met.

CALIBRATION
All criteria were met.

1A - FORM I VOA-1

VOLATILE ORGANICS ANALYSIS DATA SHEET

CLIENT SAMPLE NO.

690-TUNNEL-D

Lab Name: MITKEM LABORATORIES Contract:

Lab Code: MITKEM Case No.: H1886 Mod. Ref No.: SDG No.: SH1886

Matrix: (SOIL/SED/WATER) WATER Lab Sample ID: H1886-01A

Sample wt/vol: 5.00 (g/mL) ML Lab File ID: V2L2754.D

Level: (TRACE/LOW/MED) LOW Date Received: 09/26/2009

% Moisture: not dec. Date Analyzed: 10/01/2009

GC Column: DB-624 ID: 0.25 (mm) Dilution Factor: 1.0

Soil Extract Volume: (uL) Soil Aliquot Volume: (uL)

Purge Volume: 5.0 (mL)

CAS NO.	COMPOUND	CONCENTRATION UNITS: (ug/L or ug/Kg) UG/L	Q
74-87-3	Chloromethane	5.0	U
75-01-4	Vinyl chloride	5.0	U
74-83-9	Bromomethane	5.0	U
75-00-3	Chloroethane	5.0	U
75-69-4	Trichlorofluoromethane	5.0	U
75-35-4	1,1-Dichloroethene	5.0	U
67-64-1	Acetone	5.0	U
75-15-0	Carbon disulfide	5.0	U
75-09-2	Methylene chloride	5.0	U
156-60-5	trans-1,2-Dichloroethene	5.0	U
1634-04-4	Methyl tert-butyl ether	5.0	U
75-34-3	1,1-Dichloroethane	5.0	U
108-05-4	Vinyl acetate	5.0	U
78-93-3	2-Butanone	5.0	U
156-59-2	cis-1,2-Dichloroethene	5.0	U
67-66-3	Chloroform	5.0	U
71-55-6	1,1,1-Trichloroethane	5.0	U
56-23-5	Carbon tetrachloride	5.0	U
107-06-2	1,2-Dichloroethane	5.0	U
71-43-2	Benzene	5.0	U
79-01-6	Trichloroethene	5.0	U
78-87-5	1,2-Dichloropropane	5.0	U
75-27-4	Bromodichloromethane	5.0	U
10061-01-5	cis-1,3-Dichloropropene	5.0	U
108-10-1	4-Methyl-2-pentanone	5.0	U
108-88-3	Toluene	5.0	U
10061-02-6	trans-1,3-Dichloropropene	5.0	U
79-00-5	1,1,2-Trichloroethane	5.0	U
127-18-4	Tetrachloroethene	5.0	U
591-78-6	2-Hexanone	5.0	U
124-48-1	Dibromochloromethane	5.0	U
108-90-7	Chlorobenzene	5.0	U
100-41-4	Ethylbenzene	5.0	U
1330-20-7	m,p-Xylene	5.0	U
95-47-6	o-Xylene	5.0	U

1B - FORM I VOA-2

VOLATILE ORGANICS ANALYSIS DATA SHEET

CLIENT SAMPLE NO.

690-TUNNEL-D

Lab Name: MITKEM LABORATORIES Contract:

Lab Code: MITKEM Case No.: H1886 Mod. Ref No.: SDG No.: SH1886

Matrix: (SOIL/SED/WATER) WATER Lab Sample ID: H1886-01A

Sample wt/vol: 5.00 (g/mL) ML Lab File ID: V2L2754.D

Level: (TRACE/LOW/MED) LOW Date Received: 09/26/2009

% Moisture: not dec. Date Analyzed: 10/01/2009

GC Column: DB-624 ID: 0.25 (mm) Dilution Factor: 1.0

Soil Extract Volume: (uL) Soil Aliquot Volume: (uL)

Purge Volume: 5.0 (mL)

CAS NO.	COMPOUND	CONCENTRATION UNITS: (ug/L or ug/Kg) UG/L	Q
1330-20-7	Xylene (Total)	5.0	U
100-42-5	Styrene	5.0	U
75-25-2	Bromoform	5.0	U
98-82-8	Isopropylbenzene	5.0	U
79-34-5	1,1,2,2-Tetrachloroethane	5.0	U
103-65-1	n-Propylbenzene	5.0	U
108-67-8	1,3,5-Trimethylbenzene	5.0	U
98-06-6	tert-Butylbenzene	5.0	U
95-63-6	1,2,4-Trimethylbenzene	5.0	U
135-98-8	sec-Butylbenzene	5.0	U
99-87-6	4-Isopropyltoluene	5.0	U
541-73-1	1,3-Dichlorobenzene	5.0	U
106-46-7	1,4-Dichlorobenzene	5.0	U
104-51-8	n-Butylbenzene	5.0	U
95-50-1	1,2-Dichlorobenzene	5.0	U
91-20-3	Naphthalene	5.0	U
110-75-8	2-Chloroethyl vinyl ether	5.0	U

1J - FORM I VOA-TIC

VOLATILE ORGANICS ANALYSIS DATA SHEET

TENTATIVELY IDENTIFIED COMPOUNDS

CLIENT SAMPLE NO.

690-TUNNEL-D

Lab Name: MITKEM LABORATORIES Contract:

Lab Code: MITKEM Case No.: H1886 Mod. Ref No.: SDG No.: SH1886

Matrix: (SOIL/SED/WATER) WATER Lab Sample ID: H1886-01A

Sample wt/vol: 5.00 (g/mL) ML Lab File ID: V2L2754.D

Level: (TRACE or LOW/MED) LOW Date Received: 09/26/2009

% Moisture: not dec. Date Analyzed: 10/01/2009

GC Column: DB-624 ID: 0.25 (mm) Dilution Factor: 1.0

Soil Extract Volume: (uL) Soil Aliquot Volume: (uL)

CONCENTRATION UNITS: (ug/L or ug/Kg) UG/L Purge Volume: 5.0 (mL)

CAS NUMBER	COMPOUND NAME	RT	EST. CONC.	Q
E96679[1]	Total Alkanes	N/A		

[1]EPA-designated Registry Number.

1A - FORM I VOA-1

VOLATILE ORGANICS ANALYSIS DATA SHEET

CLIENT SAMPLE NO.

690-ELEV-O

Lab Name: MITKEM LABORATORIES

Contract:

Lab Code: MITKEM Case No.: H1886

Mod. Ref No.: SDG No.: SH1886

Matrix: (SOIL/SED/WATER) WATER

Lab Sample ID: H1886-02A

Sample wt/vol: 5.00 (g/mL) ML

Lab File ID: V2L2755.D

Level: (TRACE/LOW/MED) LOW

Date Received: 09/26/2009

% Moisture: not dec.

Date Analyzed: 10/01/2009

GC Column: DB-624 ID: 0.25 (mm)

Dilution Factor: 1.0

Soil Extract Volume: (uL)

Soil Aliquot Volume: (uL)

Purge Volume: 5.0 (mL)

CAS NO.	COMPOUND	CONCENTRATION UNITS: (ug/L or ug/Kg) UG/L	Q
74-87-3	Chloromethane	5.0	U
75-01-4	Vinyl chloride	5.0	U
74-83-9	Bromomethane	5.0	U
75-00-3	Chloroethane	5.0	U
75-69-4	Trichlorofluoromethane	5.0	U
75-35-4	1,1-Dichloroethene	5.0	U
67-64-1	Acetone	5.0	U
75-15-0	Carbon disulfide	5.0	U
75-09-2	Methylene chloride	5.0	U
156-60-5	trans-1,2-Dichloroethene	5.0	U
1634-04-4	Methyl tert-butyl ether	5.0	U
75-34-3	1,1-Dichloroethane	5.0	U
108-05-4	Vinyl acetate	5.0	U
78-93-3	2-Butanone	5.0	U
156-59-2	cis-1,2-Dichloroethene	5.0	U
67-66-3	Chloroform	5.0	U
71-55-6	1,1,1-Trichloroethane	5.0	U
56-23-5	Carbon tetrachloride	5.0	U
107-06-2	1,2-Dichloroethane	5.0	U
71-43-2	Benzene	5.0	U
79-01-6	Trichloroethene	5.0	U
78-87-5	1,2-Dichloropropane	5.0	U
75-27-4	Bromodichloromethane	5.0	U
10061-01-5	cis-1,3-Dichloropropene	5.0	U
108-10-1	4-Methyl-2-pentanone	5.0	U
108-88-3	Toluene	5.0	U
10061-02-6	trans-1,3-Dichloropropene	5.0	U
79-00-5	1,1,2-Trichloroethane	5.0	U
127-18-4	Tetrachloroethene	5.0	U
591-78-6	2-Hexanone	5.0	U
124-48-1	Dibromochloromethane	5.0	U
108-90-7	Chlorobenzene	5.0	U
100-41-4	Ethylbenzene	5.0	U
1330-20-7	m,p-Xylene	5.0	U
95-47-6	o-Xylene	5.0	U

1B - FORM I VOA-2

VOLATILE ORGANICS ANALYSIS DATA SHEET

CLIENT SAMPLE NO.

690-ELEV-O

Lab Name: MITKEM LABORATORIES Contract:

Lab Code: MITKEM Case No.: H1886 Mod. Ref No.: SDG No.: SH1886

Matrix: (SOIL/SED/WATER) WATER Lab Sample ID: H1886-02A

Sample wt/vol: 5.00 (g/mL) ML Lab File ID: V2L2755.D

Level: (TRACE/LOW/MED) LOW Date Received: 09/26/2009

% Moisture: not dec. Date Analyzed: 10/01/2009

GC Column: DB-624 ID: 0.25 (mm) Dilution Factor: 1.0

Soil Extract Volume: (uL) Soil Aliquot Volume: (uL)

Purge Volume: 5.0 (mL)

CAS NO.	COMPOUND	CONCENTRATION UNITS: (ug/L or ug/Kg) UG/L	Q
1330-20-7	Xylene (Total)	5.0	U
100-42-5	Styrene	5.0	U
75-25-2	Bromoform	5.0	U
98-82-8	Isopropylbenzene	5.0	U
79-34-5	1,1,2,2-Tetrachloroethane	5.0	U
103-65-1	n-Propylbenzene	5.0	U
108-67-8	1,3,5-Trimethylbenzene	5.0	U
98-06-6	tert-Butylbenzene	5.0	U
95-63-6	1,2,4-Trimethylbenzene	5.0	U
135-98-8	sec-Butylbenzene	5.0	U
99-87-6	4-Isopropyltoluene	5.0	U
541-73-1	1,3-Dichlorobenzene	5.0	U
106-46-7	1,4-Dichlorobenzene	5.0	U
104-51-8	n-Butylbenzene	5.0	U
95-50-1	1,2-Dichlorobenzene	5.0	U
91-20-3	Naphthalene	5.0	U
110-75-8	2-Chloroethyl vinyl ether	5.0	U

1J - FORM I VOA-TIC

VOLATILE ORGANICS ANALYSIS DATA SHEET

TENTATIVELY IDENTIFIED COMPOUNDS

CLIENT SAMPLE NO.

690-ELEV-O

Lab Name: MITKEM LABORATORIES Contract:

Lab Code: MITKEM Case No.: H1886 Mod. Ref No.: SDG No.: SH1886

Matrix: (SOIL/SED/WATER) WATER Lab Sample ID: H1886-02A

Sample wt/vol: 5.00 (g/mL) ML Lab File ID: V2L2755.D

Level: (TRACE or LOW/MED) LOW Date Received: 09/26/2009

% Moisture: not dec. Date Analyzed: 10/01/2009

GC Column: DB-624 ID: 0.25 (mm) Dilution Factor: 1.0

Soil Extract Volume: (uL) Soil Aliquot Volume: (uL)

CONCENTRATION UNITS: (ug/L or ug/Kg) UG/L Purge Volume: 5.0 (mL)

CAS NUMBER	COMPOUND NAME	RT	EST. CONC.	Q
E966796[1]	Total Alkanes	N/A		

[1] EPA-designated Registry Number.

1A - FORM I VOA-1

VOLATILE ORGANICS ANALYSIS DATA SHEET

CLIENT SAMPLE NO.

690-ELEV-D

Lab Name: MITKEM LABORATORIES Contract:

Lab Code: MITKEM Case No.: H1886 Mod. Ref No.: SDG No.: SH1886

Matrix: (SOIL/SED/WATER) WATER Lab Sample ID: H1886-03A

Sample wt/vol: 5.00 (g/mL) ML Lab File ID: V2L2756.D

Level: (TRACE/LOW/MED) LOW Date Received: 09/26/2009

% Moisture: not dec. Date Analyzed: 10/01/2009

GC Column: DB-624 ID: 0.25 (mm) Dilution Factor: 1.0

Soil Extract Volume: (uL) Soil Aliquot Volume: (uL)

Purge Volume: 5.0 (mL)

CAS NO.	COMPOUND	CONCENTRATION UNITS: (ug/L or ug/Kg) UG/L	Q
74-87-3	Chloromethane	5.0	U
75-01-4	Vinyl chloride	5.0	U
74-83-9	Bromomethane	5.0	U
75-00-3	Chloroethane	5.0	U
75-69-4	Trichlorofluoromethane	5.0	U
75-35-4	1,1-Dichloroethene	5.0	U
67-64-1	Acetone	5.0	U
75-15-0	Carbon disulfide	5.0	U
75-09-2	Methylene chloride	5.0	U
156-60-5	trans-1,2-Dichloroethene	5.0	U
1634-04-4	Methyl tert-butyl ether	5.0	U
75-34-3	1,1-Dichloroethane	5.0	U
108-05-4	Vinyl acetate	5.0	U
78-93-3	2-Butanone	5.0	U
156-59-2	cis-1,2-Dichloroethene	5.0	U
67-66-3	Chloroform	5.0	U
71-55-6	1,1,1-Trichloroethane	5.0	U
56-23-5	Carbon tetrachloride	5.0	U
107-06-2	1,2-Dichloroethane	5.0	U
71-43-2	Benzene	5.0	U
79-01-6	Trichloroethene	5.0	U
78-87-5	1,2-Dichloropropane	5.0	U
75-27-4	Bromodichloromethane	5.0	U
10061-01-5	cis-1,3-Dichloropropene	5.0	U
108-10-1	4-Methyl-2-pentanone	5.0	U
108-88-3	Toluene	5.0	U
10061-02-6	trans-1,3-Dichloropropene	5.0	U
79-00-5	1,1,2-Trichloroethane	5.0	U
127-18-4	Tetrachloroethene	5.0	U
591-78-6	2-Hexanone	5.0	U
124-48-1	Dibromochloromethane	5.0	U
108-90-7	Chlorobenzene	5.0	U
100-41-4	Ethylbenzene	5.0	U
1330-20-7	m,p-Xylene	5.0	U
95-47-6	o-Xylene	5.0	U

1B - FORM I VOA-2

VOLATILE ORGANICS ANALYSIS DATA SHEET

CLIENT SAMPLE NO.

690-ELEV-D

Lab Name: MITKEM LABORATORIES Contract:

Lab Code: MITKEM Case No.: H1886 Mod. Ref No.: SDG No.: SH1886

Matrix: (SOIL/SED/WATER) WATER Lab Sample ID: H1886-03A

Sample wt/vol: 5.00 (g/mL) ML Lab File ID: V2L2756.D

Level: (TRACE/LOW/MED) LOW Date Received: 09/26/2009

% Moisture: not dec. Date Analyzed: 10/01/2009

GC Column: DB-624 ID: 0.25 (mm) Dilution Factor: 1.0

Soil Extract Volume: (uL) Soil Aliquot Volume: (uL)

Purge Volume: 5.0 (mL)

CAS NO.	COMPOUND	CONCENTRATION UNITS: (ug/L or ug/Kg) UG/L	Q
1330-20-7	Xylene (Total)	5.0	U
100-42-5	Styrene	5.0	U
75-25-2	Bromoform	5.0	U
98-82-8	Isopropylbenzene	5.0	U
79-34-5	1,1,2,2-Tetrachloroethane	5.0	U
103-65-1	n-Propylbenzene	5.0	U
108-67-8	1,3,5-Trimethylbenzene	5.0	U
98-06-6	tert-Butylbenzene	5.0	U
95-63-6	1,2,4-Trimethylbenzene	5.0	U
135-98-8	sec-Butylbenzene	5.0	U
99-87-6	4-Isopropyltoluene	5.0	U
541-73-1	1,3-Dichlorobenzene	5.0	U
106-46-7	1,4-Dichlorobenzene	5.0	U
104-51-8	n-Butylbenzene	5.0	U
95-50-1	1,2-Dichlorobenzene	5.0	U
91-20-3	Naphthalene	5.0	U
110-75-8	2-Chloroethyl vinyl ether	5.0	U

1J - FORM I VOA-TIC

VOLATILE ORGANICS ANALYSIS DATA SHEET

TENTATIVELY IDENTIFIED COMPOUNDS

CLIENT SAMPLE NO.

690-ELEV-D

Lab Name: MITKEM LABORATORIES Contract:

Lab Code: MITKEM Case No.: H1886 Mod. Ref No.: SDG No.: SH1886

Matrix: (SOIL/SED/WATER) WATER Lab Sample ID: H1886-03A

Sample wt/vol: 5.00 (g/mL) ML Lab File ID: V2L2756.D

Level: (TRACE or LOW/MED) LOW Date Received: 09/26/2009

% Moisture: not dec. Date Analyzed: 10/01/2009

GC Column: DB-624 ID: 0.25 (mm) Dilution Factor: 1.0

Soil Extract Volume: (uL) Soil Aliquot Volume: (uL)

CONCENTRATION UNITS: (ug/L or ug/Kg) UG/L Purge Volume: 5.0 (mL)

CAS NUMBER	COMPOUND NAME	RT	EST. CONC.	Q
E966796[1]	Total Alkanes	N/A		

[1] EPA-designated Registry Number.

1A - FORM I VOA-1

VOLATILE ORGANICS ANALYSIS DATA SHEET

CLIENT SAMPLE NO.

690-SUMP-O

Lab Name: MITKEM LABORATORIES Contract:

Lab Code: MITKEM Case No.: H1886 Mod. Ref No.: SDG No.: SH1886

Matrix: (SOIL/SED/WATER) WATER Lab Sample ID: H1886-04A

Sample wt/vol: 5.00 (g/mL) ML Lab File ID: V2L2757.D

Level: (TRACE/LOW/MED) LOW Date Received: 09/26/2009

% Moisture: not dec. Date Analyzed: 10/01/2009

GC Column: DB-624 ID: 0.25 (mm) Dilution Factor: 1.0

Soil Extract Volume: (uL) Soil Aliquot Volume: (uL)

Purge Volume: 5.0 (mL)

CAS NO.	COMPOUND	CONCENTRATION UNITS: (ug/L or ug/Kg) UG/L	Q
74-87-3	Chloromethane	5.0	U
75-01-4	Vinyl chloride	5.0	U
74-83-9	Bromomethane	5.0	U
75-00-3	Chloroethane	5.0	U
75-69-4	Trichlorofluoromethane	5.0	U
75-35-4	1,1-Dichloroethene	5.0	U
67-64-1	Acetone	5.0	U
75-15-0	Carbon disulfide	5.0	U
75-09-2	Methylene chloride	5.0	U
156-60-5	trans-1,2-Dichloroethene	5.0	U
1634-04-4	Methyl tert-butyl ether	5.0	U
75-34-3	1,1-Dichloroethane	5.0	U
108-05-4	Vinyl acetate	5.0	U
78-93-3	2-Butanone	5.0	U
156-59-2	cis-1,2-Dichloroethene	5.0	U
67-66-3	Chloroform	5.0	U
71-55-6	1,1,1-Trichloroethane	5.0	U
56-23-5	Carbon tetrachloride	5.0	U
107-06-2	1,2-Dichloroethane	5.0	U
71-43-2	Benzene	5.0	U
79-01-6	Trichloroethene	5.0	U
78-87-5	1,2-Dichloropropane	5.0	U
75-27-4	Bromodichloromethane	5.0	U
10061-01-5	cis-1,3-Dichloropropene	5.0	U
108-10-1	4-Methyl-2-pentanone	5.0	U
108-88-3	Toluene	5.0	U
10061-02-6	trans-1,3-Dichloropropene	5.0	U
79-00-5	1,1,2-Trichloroethane	5.0	U
127-18-4	Tetrachloroethene	5.0	U
591-78-6	2-Hexanone	5.0	U
124-48-1	Dibromochloromethane	5.0	U
108-90-7	Chlorobenzene	5.0	U
100-41-4	Ethylbenzene	5.0	U
1330-20-7	m,p-Xylene	5.0	U
95-47-6	o-Xylene	5.0	U

SW846

1B - FORM I VOA-2

VOLATILE ORGANICS ANALYSIS DATA SHEET

CLIENT SAMPLE NO.

690-SUMP-O

Lab Name: MITKEM LABORATORIES Contract:

Lab Code: MITKEM Case No.: H1886 Mod. Ref No.: SDG No.: SH1886

Matrix: (SOIL/SED/WATER) WATER Lab Sample ID: H1886-04A

Sample wt/vol: 5.00 (g/mL) ML Lab File ID: V2L2757.D

Level: (TRACE/LOW/MED) LOW Date Received: 09/26/2009

% Moisture: not dec. Date Analyzed: 10/01/2009

GC Column: DB-624 ID: 0.25 (mm) Dilution Factor: 1.0

Soil Extract Volume: (uL) Soil Aliquot Volume: (uL)

Purge Volume: 5.0 (mL)

CAS NO.	COMPOUND	CONCENTRATION UNITS: (ug/L or ug/Kg) UG/L	Q
1330-20-7	Xylene (Total)	5.0	U
100-42-5	Styrene	5.0	U
75-25-2	Bromoform	5.0	U
98-82-8	Isopropylbenzene	5.0	U
79-34-5	1,1,2,2-Tetrachloroethane	5.0	U
103-65-1	n-Propylbenzene	5.0	U
108-67-8	1,3,5-Trimethylbenzene	5.0	U
98-06-6	tert-Butylbenzene	5.0	U
95-63-6	1,2,4-Trimethylbenzene	5.0	U
135-98-8	sec-Butylbenzene	5.0	U
99-87-6	4-Isopropyltoluene	5.0	U
541-73-1	1,3-Dichlorobenzene	5.0	U
106-46-7	1,4-Dichlorobenzene	5.0	U
104-51-8	n-Butylbenzene	5.0	U
95-50-1	1,2-Dichlorobenzene	5.0	U
91-20-3	Naphthalene	5.0	U
110-75-8	2-Chloroethyl vinyl ether	5.0	U

1J - FORM I VOA-TIC

VOLATILE ORGANICS ANALYSIS DATA SHEET

TENTATIVELY IDENTIFIED COMPOUNDS

CLIENT SAMPLE NO.

690-SUMP-O

Lab Name: MITKEM LABORATORIES Contract:

Lab Code: MITKEM Case No.: H1886 Mod. Ref No.: SDG No.: SH1886

Matrix: (SOIL/SED/WATER) WATER Lab Sample ID: H1886-04A

Sample wt/vol: 5.00 (g/mL) ML Lab File ID: V2L2757.D

Level: (TRACE or LOW/MED) LOW Date Received: 09/26/2009

% Moisture: not dec. Date Analyzed: 10/01/2009

GC Column: DB-624 ID: 0.25 (mm) Dilution Factor: 1.0

Soil Extract Volume: (uL) Soil Aliquot Volume: (uL)

CONCENTRATION UNITS: (ug/L or ug/Kg) UG/L Purge Volume: 5.0 (mL)

CAS NUMBER	COMPOUND NAME	RT	EST. CONC.	Q
E966796[1]	Total Alkanes	N/A		

[1] EPA-designated Registry Number.

1A - FORM I VOA-1

VOLATILE ORGANICS ANALYSIS DATA SHEET

CLIENT SAMPLE NO.

690-125K-O

Lab Name: MITKEM LABORATORIES Contract:

Lab Code: MITKEM Case No.: H1886 Mod. Ref No.: SDG No.: SH1886

Matrix: (SOIL/SED/WATER) WATER Lab Sample ID: H1886-05A

Sample wt/vol: 5.00 (g/mL) ML Lab File ID: V2L2758.D

Level: (TRACE/LOW/MED) LOW Date Received: 09/26/2009

% Moisture: not dec. Date Analyzed: 10/01/2009

GC Column: DB-624 ID: 0.25 (mm) Dilution Factor: 1.0

Soil Extract Volume: (uL) Soil Aliquot Volume: (uL)

Purge Volume: 5.0 (mL)

CAS NO.	COMPOUND	CONCENTRATION UNITS: (ug/L or ug/Kg) UG/L	Q
74-87-3	Chloromethane	5.0	U
75-01-4	Vinyl chloride	5.0	U
74-83-9	Bromomethane	5.0	U
75-00-3	Chloroethane	5.0	U
75-69-4	Trichlorofluoromethane	5.0	U
75-35-4	1,1-Dichloroethene	5.0	U
67-64-1	Acetone	5.0	U
75-15-0	Carbon disulfide	5.0	U
75-09-2	Methylene chloride	5.0	U
156-60-5	trans-1,2-Dichloroethene	5.0	U
1634-04-4	Methyl tert-butyl ether	5.0	U
75-34-3	1,1-Dichloroethane	5.0	U
108-05-4	Vinyl acetate	5.0	U
78-93-3	2-Butanone	5.0	U
156-59-2	cis-1,2-Dichloroethene	5.0	U
67-66-3	Chloroform	5.0	U
71-55-6	1,1,1-Trichloroethane	5.0	U
56-23-5	Carbon tetrachloride	5.0	U
107-06-2	1,2-Dichloroethane	5.0	U
71-43-2	Benzene	5.0	U
79-01-6	Trichloroethene	5.0	U
78-87-5	1,2-Dichloropropane	5.0	U
75-27-4	Bromodichloromethane	5.0	U
10061-01-5	cis-1,3-Dichloropropene	5.0	U
108-10-1	4-Methyl-2-pentanone	5.0	U
108-88-3	Toluene	5.0	U
10061-02-6	trans-1,3-Dichloropropene	5.0	U
79-00-5	1,1,2-Trichloroethane	5.0	U
127-18-4	Tetrachloroethene	5.0	U
591-78-6	2-Hexanone	5.0	U
124-48-1	Dibromochloromethane	5.0	U
108-90-7	Chlorobenzene	5.0	U
100-41-4	Ethylbenzene	5.0	U
1330-20-7	m,p-Xylene	5.0	U
95-47-6	o-Xylene	5.0	U

1B - FORM I VOA-2

VOLATILE ORGANICS ANALYSIS DATA SHEET

CLIENT SAMPLE NO.

690-125K-O

Lab Name: MITKEM LABORATORIES Contract:

Lab Code: MITKEM Case No.: H1886 Mod. Ref No.: SDG No.: SH1886

Matrix: (SOIL/SED/WATER) WATER Lab Sample ID: H1886-05A

Sample wt/vol: 5.00 (g/mL) ML Lab File ID: V2L2758.D

Level: (TRACE/LOW/MED) LOW Date Received: 09/26/2009

% Moisture: not dec. Date Analyzed: 10/01/2009

GC Column: DB-624 ID: 0.25 (mm) Dilution Factor: 1.0

Soil Extract Volume: (uL) Soil Aliquot Volume: (uL)

Purge Volume: 5.0 (mL)

CAS NO.	COMPOUND	CONCENTRATION UNITS: (ug/L or ug/Kg) UG/L	Q
1330-20-7	Xylene (Total)	5.0	U
100-42-5	Styrene	5.0	U
75-25-2	Bromoform	5.0	U
98-82-8	Isopropylbenzene	5.0	U
79-34-5	1,1,2,2-Tetrachloroethane	5.0	U
103-65-1	n-Propylbenzene	5.0	U
108-67-8	1,3,5-Trimethylbenzene	5.0	U
98-06-6	tert-Butylbenzene	5.0	U
95-63-6	1,2,4-Trimethylbenzene	5.0	U
135-98-8	sec-Butylbenzene	5.0	U
99-87-6	4-Isopropyltoluene	5.0	U
541-73-1	1,3-Dichlorobenzene	5.0	U
106-46-7	1,4-Dichlorobenzene	5.0	U
104-51-8	n-Butylbenzene	5.0	U
95-50-1	1,2-Dichlorobenzene	5.0	U
91-20-3	Naphthalene	5.0	U
110-75-8	2-Chloroethyl vinyl ether	5.0	U

1J - FORM I VOA-TIC

VOLATILE ORGANICS ANALYSIS DATA SHEET

TENTATIVELY IDENTIFIED COMPOUNDS

CLIENT SAMPLE NO.

690-125K-O

Lab Name: MITKEM LABORATORIES Contract:

Lab Code: MITKEM Case No.: H1886 Mod. Ref No.: SDG No.: SH1886

Matrix: (SOIL/SED/WATER) WATER Lab Sample ID: H1886-05A

Sample wt/vol: 5.00 (g/mL) ML Lab File ID: V2L2758.D

Level: (TRACE or LOW/MED) LOW Date Received: 09/26/2009

% Moisture: not dec. Date Analyzed: 10/01/2009

GC Column: DB-624 ID: 0.25 (mm) Dilution Factor: 1.0

Soil Extract Volume: (uL) Soil Aliquot Volume: (uL)

CONCENTRATION UNITS: (ug/L or ug/Kg) UG/L Purge Volume: 5.0 (mL)

CAS NUMBER	COMPOUND NAME	RT	EST. CONC.	Q
E96679€[1]	Total Alkanes	N/A		

[1] EPA-designated Registry Number.

1A - FORM I VOA-1

VOLATILE ORGANICS ANALYSIS DATA SHEET

CLIENT SAMPLE NO.

690-PIPE-O

Lab Name: MITKEM LABORATORIES Contract:

Lab Code: MITKEM Case No.: H1886 Mod. Ref No.: SDG No.: SH1886

Matrix: (SOIL/SED/WATER) WATER Lab Sample ID: H1886-06A

Sample wt/vol: 5.00 (g/mL) ML Lab File ID: V2L2759.D

Level: (TRACE/LOW/MED) LOW Date Received: 09/26/2009

% Moisture: not dec. Date Analyzed: 10/01/2009

GC Column: DB-624 ID: 0.25 (mm) Dilution Factor: 1.0

Soil Extract Volume: (uL) Soil Aliquot Volume: (uL)

Purge Volume: 5.0 (mL)

CAS NO.	COMPOUND	CONCENTRATION UNITS: (ug/L or ug/Kg) UG/L	Q
74-87-3	Chloromethane	5.0	U
75-01-4	Vinyl chloride	5.0	U
74-83-9	Bromomethane	5.0	U
75-00-3	Chloroethane	5.0	U
75-69-4	Trichlorofluoromethane	5.0	U
75-35-4	1,1-Dichloroethene	5.0	U
67-64-1	Acetone	5.0	U
75-15-0	Carbon disulfide	5.0	U
75-09-2	Methylene chloride	5.0	U
156-60-5	trans-1,2-Dichloroethene	5.0	U
1634-04-4	Methyl tert-butyl ether	5.0	U
75-34-3	1,1-Dichloroethane	5.0	U
108-05-4	Vinyl acetate	5.0	U
78-93-3	2-Butanone	5.0	U
156-59-2	cis-1,2-Dichloroethene	5.0	U
67-66-3	Chloroform	5.0	U
71-55-6	1,1,1-Trichloroethane	5.0	U
56-23-5	Carbon tetrachloride	5.0	U
107-06-2	1,2-Dichloroethane	5.0	U
71-43-2	Benzene	5.0	U
79-01-6	Trichloroethene	5.0	U
78-87-5	1,2-Dichloropropane	5.0	U
75-27-4	Bromodichloromethane	5.0	U
10061-01-5	cis-1,3-Dichloropropene	5.0	U
108-10-1	4-Methyl-2-pentanone	5.0	U
108-88-3	Toluene	5.0	U
10061-02-6	trans-1,3-Dichloropropene	5.0	U
79-00-5	1,1,2-Trichloroethane	5.0	U
127-18-4	Tetrachloroethene	5.0	U
591-78-6	2-Hexanone	5.0	U
124-48-1	Dibromochloromethane	5.0	U
108-90-7	Chlorobenzene	5.0	U
100-41-4	Ethylbenzene	5.0	U
1330-20-7	m,p-Xylene	5.0	U
95-47-6	o-Xylene	5.0	U

1B - FORM I VOA-2

VOLATILE ORGANICS ANALYSIS DATA SHEET

CLIENT SAMPLE NO.

690-PIPE-O

Lab Name: MITKEM LABORATORIES Contract:

Lab Code: MITKEM Case No.: H1886 Mod. Ref No.: SDG No.: SH1886

Matrix: (SOIL/SED/WATER) WATER Lab Sample ID: H1886-06A

Sample wt/vol: 5.00 (g/mL) ML Lab File ID: V2L2759.D

Level: (TRACE/LOW/MED) LOW Date Received: 09/26/2009

% Moisture: not dec. Date Analyzed: 10/01/2009

GC Column: DB-624 ID: 0.25 (mm) Dilution Factor: 1.0

Soil Extract Volume: (uL) Soil Aliquot Volume: (uL)

Purge Volume: 5.0 (mL)

CAS NO.	COMPOUND	CONCENTRATION UNITS: (ug/L or ug/Kg) UG/L	Q
1330-20-7	Xylene (Total)	5.0	U
100-42-5	Styrene	5.0	U
75-25-2	Bromoform	5.0	U
98-82-8	Isopropylbenzene	5.0	U
79-34-5	1,1,2,2-Tetrachloroethane	5.0	U
103-65-1	n-Propylbenzene	5.0	U
108-67-8	1,3,5-Trimethylbenzene	5.0	U
98-06-6	tert-Butylbenzene	5.0	U
95-63-6	1,2,4-Trimethylbenzene	5.0	U
135-98-8	sec-Butylbenzene	5.0	U
99-87-6	4-Isopropyltoluene	5.0	U
541-73-1	1,3-Dichlorobenzene	5.0	U
106-46-7	1,4-Dichlorobenzene	5.0	U
104-51-8	n-Butylbenzene	5.0	U
95-50-1	1,2-Dichlorobenzene	5.0	U
91-20-3	Naphthalene	5.0	U
110-75-8	2-Chloroethyl vinyl ether	5.0	U

1J - FORM I VOA-TIC

VOLATILE ORGANICS ANALYSIS DATA SHEET

TENTATIVELY IDENTIFIED COMPOUNDS

CLIENT SAMPLE NO.

690-PIPE-O

Lab Name: MITKEM LABORATORIES Contract:

Lab Code: MITKEM Case No.: H1886 Mod. Ref No.: SDG No.: SH1886

Matrix: (SOIL/SED/WATER) WATER Lab Sample ID: H1886-06A

Sample wt/vol: 5.00 (g/mL) ML Lab File ID: V2L2759.D

Level: (TRACE or LOW/MED) LOW Date Received: 09/26/2009

% Moisture: not dec. Date Analyzed: 10/01/2009

GC Column: DB-624 ID: 0.25 (mm) Dilution Factor: 1.0

Soil Extract Volume: (uL) Soil Aliquot Volume: (uL)

CONCENTRATION UNITS: (ug/L or ug/Kg) UG/L Purge Volume: 5.0 (mL)

CAS NUMBER	COMPOUND NAME	RT	EST. CONC.	Q
E96679€[1]	Total Alkanes	N/A		

[1] EPA-designated Registry Number.

1A - FORM I VOA-1

VOLATILE ORGANICS ANALYSIS DATA SHEET

CLIENT SAMPLE NO.

TRIP BLANK

Lab Name: MITKEM LABORATORIES Contract:

Lab Code: MITKEM Case No.: H1886 Mod. Ref No.: SDG No.: SH1886

Matrix: (SOIL/SED/WATER) WATER Lab Sample ID: H1886-07A

Sample wt/vol: 5.00 (g/mL) ML Lab File ID: V2L2753.D

Level: (TRACE/LOW/MED) LOW Date Received: 09/26/2009

% Moisture: not dec. Date Analyzed: 10/01/2009

GC Column: DB-624 ID: 0.25 (mm) Dilution Factor: 1.0

Soil Extract Volume: (uL) Soil Aliquot Volume: (uL)

Purge Volume: 5.0 (mL)

CAS NO.	COMPOUND	CONCENTRATION UNITS: (ug/L or ug/Kg) UG/L	Q
74-87-3	Chloromethane	5.0	U
75-01-4	Vinyl chloride	5.0	U
74-83-9	Bromomethane	5.0	U
75-00-3	Chloroethane	5.0	U
75-69-4	Trichlorofluoromethane	5.0	U
75-35-4	1,1-Dichloroethene	5.0	U
67-64-1	Acetone	5.0	U
75-15-0	Carbon disulfide	5.0	U
75-09-2	Methylene chloride	5.0	U
156-60-5	trans-1,2-Dichloroethene	5.0	U
1634-04-4	Methyl tert-butyl ether	5.0	U
75-34-3	1,1-Dichloroethane	5.0	U
108-05-4	Vinyl acetate	5.0	U
78-93-3	2-Butanone	5.0	U
156-59-2	cis-1,2-Dichloroethene	5.0	U
67-66-3	Chloroform	5.0	U
71-55-6	1,1,1-Trichloroethane	5.0	U
56-23-5	Carbon tetrachloride	5.0	U
107-06-2	1,2-Dichloroethane	5.0	U
71-43-2	Benzene	5.0	U
79-01-6	Trichloroethene	5.0	U
78-87-5	1,2-Dichloropropane	5.0	U
75-27-4	Bromodichloromethane	5.0	U
10061-01-5	cis-1,3-Dichloropropene	5.0	U
108-10-1	4-Methyl-2-pentanone	5.0	U
108-88-3	Toluene	5.0	U
10061-02-6	trans-1,3-Dichloropropene	5.0	U
79-00-5	1,1,2-Trichloroethane	5.0	U
127-18-4	Tetrachloroethene	5.0	U
591-78-6	2-Hexanone	5.0	U
124-48-1	Dibromochloromethane	5.0	U
108-90-7	Chlorobenzene	5.0	U
100-41-4	Ethylbenzene	5.0	U
1330-20-7	m,p-Xylene	5.0	U
95-47-6	o-Xylene	5.0	U

1B - FORM I VOA-2

VOLATILE ORGANICS ANALYSIS DATA SHEET

CLIENT SAMPLE NO.

TRIP BLANK

Lab Name: MITKEM LABORATORIES Contract:

Lab Code: MITKEM Case No.: H1886 Mod. Ref No.: SDG No.: SH1886

Matrix: (SOIL/SED/WATER) WATER Lab Sample ID: H1886-07A

Sample wt/vol: 5.00 (g/mL) ML Lab File ID: V2L2753.D

Level: (TRACE/LOW/MED) LOW Date Received: 09/26/2009

% Moisture: not dec. Date Analyzed: 10/01/2009

GC Column: DB-624 ID: 0.25 (mm) Dilution Factor: 1.0

Soil Extract Volume: (uL) Soil Aliquot Volume: (uL)

Purge Volume: 5.0 (mL)

CAS NO.	COMPOUND	CONCENTRATION UNITS: (ug/L or ug/Kg) UG/L	Q
1330-20-7	Xylene (Total)	5.0	U
100-42-5	Styrene	5.0	U
75-25-2	Bromoform	5.0	U
98-82-8	Isopropylbenzene	5.0	U
79-34-5	1,1,2,2-Tetrachloroethane	5.0	U
103-65-1	n-Propylbenzene	5.0	U
108-67-8	1,3,5-Trimethylbenzene	5.0	U
98-06-6	tert-Butylbenzene	5.0	U
95-63-6	1,2,4-Trimethylbenzene	5.0	U
135-98-8	sec-Butylbenzene	5.0	U
99-87-6	4-Isopropyltoluene	5.0	U
541-73-1	1,3-Dichlorobenzene	5.0	U
106-46-7	1,4-Dichlorobenzene	5.0	U
104-51-8	n-Butylbenzene	5.0	U
95-50-1	1,2-Dichlorobenzene	5.0	U
91-20-3	Naphthalene	5.0	U
110-75-8	2-Chloroethyl vinyl ether	5.0	U

1J - FORM I VOA-TIC

VOLATILE ORGANICS ANALYSIS DATA SHEET

TENTATIVELY IDENTIFIED COMPOUNDS

CLIENT SAMPLE NO.

TRIP BLANK

Lab Name: MITKEM LABORATORIES Contract:

Lab Code: MITKEM Case No.: H1886 Mod. Ref No.: SDG No.: SH1886

Matrix: (SOIL/SED/WATER) WATER Lab Sample ID: H1886-07A

Sample wt/vol: 5.00 (g/mL) ML Lab File ID: V2L2753.D

Level: (TRACE or LOW/MED) LOW Date Received: 09/26/2009

% Moisture: not dec. Date Analyzed: 10/01/2009

GC Column: DB-624 ID: 0.25 (mm) Dilution Factor: 1.0

Soil Extract Volume: (uL) Soil Aliquot Volume: (uL)

CONCENTRATION UNITS: (ug/L or ug/Kg) UG/L Purge Volume: 5.0 (mL)

CAS NUMBER	COMPOUND NAME	RT	EST. CONC.	Q
E96679€[1]	Total Alkanes	N/A		

[1] EPA-designated Registry Number.

1A - FORM I VOA-1

VOLATILE ORGANICS ANALYSIS DATA SHEET

CLIENT SAMPLE NO.

FB092409

Lab Name: MITKEM LABORATORIES Contract:

Lab Code: MITKEM Case No.: H1886 Mod. Ref No.: SDG No.: SH1886

Matrix: (SOIL/SED/WATER) WATER Lab Sample ID: H1886-08A

Sample wt/vol: 5.00 (g/mL) ML Lab File ID: V2L2760.D

Level: (TRACE/LOW/MED) LOW Date Received: 09/26/2009

% Moisture: not dec. Date Analyzed: 10/01/2009

GC Column: DB-624 ID: 0.25 (mm) Dilution Factor: 1.0

Soil Extract Volume: (uL) Soil Aliquot Volume: (uL)

Purge Volume: 5.0 (mL)

CAS NO.	COMPOUND	CONCENTRATION UNITS: (ug/L or ug/Kg) UG/L	Q
74-87-3	Chloromethane	5.0	U
75-01-4	Vinyl chloride	5.0	U
74-83-9	Bromomethane	5.0	U
75-00-3	Chloroethane	5.0	U
75-69-4	Trichlorofluoromethane	5.0	U
75-35-4	1,1-Dichloroethene	5.0	U
67-64-1	Acetone	5.0	U
75-15-0	Carbon disulfide	5.0	U
75-09-2	Methylene chloride	5.0	U
156-60-5	trans-1,2-Dichloroethene	5.0	U
1634-04-4	Methyl tert-butyl ether	5.0	U
75-34-3	1,1-Dichloroethane	5.0	U
108-05-4	Vinyl acetate	5.0	U
78-93-3	2-Butanone	5.0	U
156-59-2	cis-1,2-Dichloroethene	5.0	U
67-66-3	Chloroform	5.0	U
71-55-6	1,1,1-Trichloroethane	5.0	U
56-23-5	Carbon tetrachloride	5.0	U
107-06-2	1,2-Dichloroethane	5.0	U
71-43-2	Benzene	5.0	U
79-01-6	Trichloroethene	5.0	U
78-87-5	1,2-Dichloropropane	5.0	U
75-27-4	Bromodichloromethane	5.0	U
10061-01-5	cis-1,3-Dichloropropene	5.0	U
108-10-1	4-Methyl-2-pentanone	5.0	U
108-88-3	Toluene	5.0	U
10061-02-6	trans-1,3-Dichloropropene	5.0	U
79-00-5	1,1,2-Trichloroethane	5.0	U
127-18-4	Tetrachloroethene	5.0	U
591-78-6	2-Hexanone	5.0	U
124-48-1	Dibromochloromethane	5.0	U
108-90-7	Chlorobenzene	5.0	U
100-41-4	Ethylbenzene	5.0	U
1330-20-7	m,p-Xylene	5.0	U
95-47-6	o-Xylene	5.0	U

1B - FORM I VOA-2

VOLATILE ORGANICS ANALYSIS DATA SHEET

CLIENT SAMPLE NO.

FB092409

Lab Name: MITKEM LABORATORIES Contract:

Lab Code: MITKEM Case No.: H1886 Mod. Ref No.: SDG No.: SH1886

Matrix: (SOIL/SED/WATER) WATER Lab Sample ID: H1886-08A

Sample wt/vol: 5.00 (g/mL) ML Lab File ID: V2L2760.D

Level: (TRACE/LOW/MED) LOW Date Received: 09/26/2009

% Moisture: not dec. Date Analyzed: 10/01/2009

GC Column: DB-624 ID: 0.25 (mm) Dilution Factor: 1.0

Soil Extract Volume: (uL) Soil Aliquot Volume: (uL)

Purge Volume: 5.0 (mL)

CAS NO.	COMPOUND	CONCENTRATION UNITS: (ug/L or ug/Kg) UG/L	Q
1330-20-7	Xylene (Total)	5.0	U
100-42-5	Styrene	5.0	U
75-25-2	Bromoform	5.0	U
98-82-8	Isopropylbenzene	5.0	U
79-34-5	1,1,2,2-Tetrachloroethane	5.0	U
103-65-1	n-Propylbenzene	5.0	U
108-67-8	1,3,5-Trimethylbenzene	5.0	U
98-06-6	tert-Butylbenzene	5.0	U
95-63-6	1,2,4-Trimethylbenzene	5.0	U
135-98-8	sec-Butylbenzene	5.0	U
99-87-6	4-Isopropyltoluene	5.0	U
541-73-1	1,3-Dichlorobenzene	5.0	U
106-46-7	1,4-Dichlorobenzene	5.0	U
104-51-8	n-Butylbenzene	5.0	U
95-50-1	1,2-Dichlorobenzene	5.0	U
91-20-3	Naphthalene	5.0	U
110-75-8	2-Chloroethyl vinyl ether	5.0	U

1J - FORM I VOA-TIC

VOLATILE ORGANICS ANALYSIS DATA SHEET

TENTATIVELY IDENTIFIED COMPOUNDS

CLIENT SAMPLE NO.

FB092409

Lab Name: MITKEM LABORATORIES Contract:

Lab Code: MITKEM Case No.: H1886 Mod. Ref No.: SDG No.: SH1886

Matrix: (SOIL/SED/WATER) WATER Lab Sample ID: H1886-08A

Sample wt/vol: 5.00 (g/mL) ML Lab File ID: V2L2760.D

Level: (TRACE or LOW/MED) LOW Date Received: 09/26/2009

% Moisture: not dec. Date Analyzed: 10/01/2009

GC Column: DB-624 ID: 0.25 (mm) Dilution Factor: 1.0

Soil Extract Volume: (uL) Soil Aliquot Volume: (uL)

CONCENTRATION UNITS: (ug/L or ug/Kg) UG/L Purge Volume: 5.0 (mL)

CAS NUMBER	COMPOUND NAME	RT	EST. CONC.	Q
E966796[1]	Total Alkanes	N/A		

[1] EPA-designated Registry Number.

1A - FORM I VOA-1

VOLATILE ORGANICS ANALYSIS DATA SHEET

CLIENT SAMPLE NO.

VBLK2L

Lab Name: MITKEM LABORATORIES Contract:

Lab Code: MITKEM Case No.: H1886 Mod. Ref No.: SDG No.: SH1886

Matrix: (SOIL/SED/WATER) WATER Lab Sample ID: MB-46478

Sample wt/vol: 5.00 (g/mL) ML Lab File ID: V2L2744.D

Level: (TRACE/LOW/MED) LOW Date Received:

% Moisture: not dec. Date Analyzed: 10/01/2009

GC Column: DB-624 ID: 0.25 (mm) Dilution Factor: 1.0

Soil Extract Volume: (uL) Soil Aliquot Volume: (uL)

Purge Volume: 5.0 (mL)

CAS NO.	COMPOUND	CONCENTRATION UNITS: (ug/L or ug/Kg) UG/L	Q
74-87-3	Chloromethane	5.0	U
75-01-4	Vinyl chloride	5.0	U
74-83-9	Bromomethane	5.0	U
75-00-3	Chloroethane	5.0	U
75-69-4	Trichlorofluoromethane	5.0	U
75-35-4	1,1-Dichloroethene	5.0	U
67-64-1	Acetone	5.0	U
75-15-0	Carbon disulfide	5.0	U
75-09-2	Methylene chloride	5.0	U
156-60-5	trans-1,2-Dichloroethene	5.0	U
1634-04-4	Methyl tert-butyl ether	5.0	U
75-34-3	1,1-Dichloroethane	5.0	U
108-05-4	Vinyl acetate	5.0	U
78-93-3	2-Butanone	5.0	U
156-59-2	cis-1,2-Dichloroethene	5.0	U
67-66-3	Chloroform	5.0	U
71-55-6	1,1,1-Trichloroethane	5.0	U
56-23-5	Carbon tetrachloride	5.0	U
107-06-2	1,2-Dichloroethane	5.0	U
71-43-2	Benzene	5.0	U
79-01-6	Trichloroethene	5.0	U
78-87-5	1,2-Dichloropropane	5.0	U
75-27-4	Bromodichloromethane	5.0	U
10061-01-5	cis-1,3-Dichloropropene	5.0	U
108-10-1	4-Methyl-2-pentanone	5.0	U
108-88-3	Toluene	5.0	U
10061-02-6	trans-1,3-Dichloropropene	5.0	U
79-00-5	1,1,2-Trichloroethane	5.0	U
127-18-4	Tetrachloroethene	5.0	U
591-78-6	2-Hexanone	5.0	U
124-48-1	Dibromochloromethane	5.0	U
108-90-7	Chlorobenzene	5.0	U
100-41-4	Ethylbenzene	5.0	U
1330-20-7	m,p-Xylene	5.0	U
95-47-6	o-Xylene	5.0	U

1B - FORM I VOA-2

VOLATILE ORGANICS ANALYSIS DATA SHEET

CLIENT SAMPLE NO.

VBLK2L

Lab Name: MITKEM LABORATORIES Contract:

Lab Code: MITKEM Case No.: H1886 Mod. Ref No.: SDG No.: SH1886

Matrix: (SOIL/SED/WATER) WATER Lab Sample ID: MB-46478

Sample wt/vol: 5.00 (g/mL) ML Lab File ID: V2L2744.D

Level: (TRACE/LOW/MED) LOW Date Received:

% Moisture: not dec. Date Analyzed: 10/01/2009

GC Column: DB-624 ID: 0.25 (mm) Dilution Factor: 1.0

Soil Extract Volume: (uL) Soil Aliquot Volume: (uL)

Purge Volume: 5.0 (mL)

CAS NO.	COMPOUND	CONCENTRATION UNITS: (ug/L or ug/Kg) UG/L	Q
1330-20-7	Xylene (Total)	5.0	U
100-42-5	Styrene	5.0	U
75-25-2	Bromoform	5.0	U
98-82-8	Isopropylbenzene	5.0	U
79-34-5	1,1,2,2-Tetrachloroethane	5.0	U
103-65-1	n-Propylbenzene	5.0	U
108-67-8	1,3,5-Trimethylbenzene	5.0	U
98-06-6	tert-Butylbenzene	5.0	U
95-63-6	1,2,4-Trimethylbenzene	5.0	U
135-98-8	sec-Butylbenzene	5.0	U
99-87-6	4-Isopropyltoluene	5.0	U
541-73-1	1,3-Dichlorobenzene	5.0	U
106-46-7	1,4-Dichlorobenzene	5.0	U
104-51-8	n-Butylbenzene	5.0	U
95-50-1	1,2-Dichlorobenzene	5.0	U
91-20-3	Naphthalene	5.0	U
110-75-8	2-Chloroethyl vinyl ether	5.0	U

1J - FORM I VOA-TIC

VOLATILE ORGANICS ANALYSIS DATA SHEET

TENTATIVELY IDENTIFIED COMPOUNDS

CLIENT SAMPLE NO.

VBLK2L

Lab Name: MITKEM LABORATORIES Contract:

Lab Code: MITKEM Case No.: H1886 Mod. Ref No.: SDG No.: SH1886

Matrix: (SOIL/SED/WATER) WATER Lab Sample ID: MB-46478

Sample wt/vol: 5.00 (g/mL) ML Lab File ID: V2L2744.D

Level: (TRACE or LOW/MED) LOW Date Received:

% Moisture: not dec. Date Analyzed: 10/01/2009

GC Column: DB-624 ID: 0.25 (mm) Dilution Factor: 1.0

Soil Extract Volume: (uL) Soil Aliquot Volume: (uL)

CONCENTRATION UNITS: (ug/L or ug/Kg) UG/L Purge Volume: 5.0 (mL)

CAS NUMBER	COMPOUND NAME	RT	EST. CONC.	Q
E96679€[1]	Total Alkanes	N/A		

[1] EPA-designated Registry Number.

1A - FORM I VOA-1

VOLATILE ORGANICS ANALYSIS DATA SHEET

CLIENT SAMPLE NO.

V2LLCS

Lab Name: MITKEM LABORATORIES Contract:

Lab Code: MITKEM Case No.: H1886 Mod. Ref No.: SDG No.: SH1886

Matrix: (SOIL/SED/WATER) WATER Lab Sample ID: LCS-46478

Sample wt/vol: 5.00 (g/mL) ML Lab File ID: V2L2745.D

Level: (TRACE/LOW/MED) LOW Date Received:

% Moisture: not dec. Date Analyzed: 10/01/2009

GC Column: DB-624 ID: 0.25 (mm) Dilution Factor: 1.0

Soil Extract Volume: (uL) Soil Aliquot Volume: (uL)

Purge Volume: 5.0 (mL)

CAS NO.	COMPOUND	CONCENTRATION UNITS: (ug/L or ug/Kg) UG/L	Q
74-87-3	Chloromethane	53	
75-01-4	Vinyl chloride	51	
74-83-9	Bromomethane	57	
75-00-3	Chloroethane	52	
75-69-4	Trichlorofluoromethane	64	
75-35-4	1,1-Dichloroethene	50	
67-64-1	Acetone	49	
75-15-0	Carbon disulfide	46	
75-09-2	Methylene chloride	47	
156-60-5	trans-1,2-Dichloroethene	50	
1634-04-4	Methyl tert-butyl ether	58	
75-34-3	1,1-Dichloroethane	55	
108-05-4	Vinyl acetate	55	
78-93-3	2-Butanone	52	
156-59-2	cis-1,2-Dichloroethene	50	
67-66-3	Chloroform	61	
71-55-6	1,1,1-Trichloroethane	67	
56-23-5	Carbon tetrachloride	69	
107-06-2	1,2-Dichloroethane	72	
71-43-2	Benzene	49	
79-01-6	Trichloroethene	54	
78-87-5	1,2-Dichloropropane	51	
75-27-4	Bromodichloromethane	64	
10061-01-5	cis-1,3-Dichloropropene	57	
108-10-1	4-Methyl-2-pentanone	54	
108-88-3	Toluene	54	
10061-02-6	trans-1,3-Dichloropropene	62	
79-00-5	1,1,2-Trichloroethane	56	
127-18-4	Tetrachloroethene	51	
591-78-6	2-Hexanone	48	
124-48-1	Dibromochloromethane	58	
108-90-7	Chlorobenzene	51	
100-41-4	Ethylbenzene	52	
1330-20-7	m,p-Xylene	110	
95-47-6	o-Xylene	52	

1B - FORM I VOA-2

VOLATILE ORGANICS ANALYSIS DATA SHEET

CLIENT SAMPLE NO.

V2LLCS

Lab Name: MITKEM LABORATORIES Contract:

Lab Code: MITKEM Case No.: H1886 Mod. Ref No.: SDG No.: SH1886

Matrix: (SOIL/SED/WATER) WATER Lab Sample ID: LCS-46478

Sample wt/vol: 5.00 (g/mL) ML Lab File ID: V2L2745.D

Level: (TRACE/LOW/MED) LOW Date Received:

% Moisture: not dec. Date Analyzed: 10/01/2009

GC Column: DB-624 ID: 0.25 (mm) Dilution Factor: 1.0

Soil Extract Volume: (uL) Soil Aliquot Volume: (uL)

Purge Volume: 5.0 (mL)

CAS NO.	COMPOUND	CONCENTRATION UNITS: (ug/L or ug/Kg) UG/L	Q
1330-20-7	Xylene (Total)	160	
100-42-5	Styrene	52	
75-25-2	Bromoform	58	
98-82-8	Isopropylbenzene	57	
79-34-5	1,1,2,2-Tetrachloroethane	46	
103-65-1	n-Propylbenzene	47	
108-67-8	1,3,5-Trimethylbenzene	52	
98-06-6	tert-Butylbenzene	52	
95-63-6	1,2,4-Trimethylbenzene	53	
135-98-8	sec-Butylbenzene	52	
99-87-6	4-Isopropyltoluene	54	
541-73-1	1,3-Dichlorobenzene	50	
106-46-7	1,4-Dichlorobenzene	51	
104-51-8	n-Butylbenzene	54	
95-50-1	1,2-Dichlorobenzene	51	
91-20-3	Naphthalene	52	
110-75-8	2-Chloroethyl vinyl ether	55	

1A - FORM I VOA-1

VOLATILE ORGANICS ANALYSIS DATA SHEET

CLIENT SAMPLE NO.

690-TUNNEL-DMS

Lab Name: MITKEM LABORATORIES Contract:

Lab Code: MITKEM Case No.: H1886 Mod. Ref No.: SDG No.: SH1886

Matrix: (SOIL/SED/WATER) WATER Lab Sample ID: H1886-01AMS

Sample wt/vol: 5.00 (g/mL) ML Lab File ID: V2L2764.D

Level: (TRACE/LOW/MED) LOW Date Received: 09/26/2009

% Moisture: not dec. Date Analyzed: 10/01/2009

GC Column: DB-624 ID: 0.25 (mm) Dilution Factor: 1.0

Soil Extract Volume: (uL) Soil Aliquot Volume: (uL)

Purge Volume: 5.0 (mL)

CAS NO.	COMPOUND	CONCENTRATION UNITS: (ug/L or ug/Kg) UG/L	Q
74-87-3	Chloromethane	45	
75-01-4	Vinyl chloride	40	
74-83-9	Bromomethane	48	
75-00-3	Chloroethane	45	
75-69-4	Trichlorofluoromethane	57	
75-35-4	1,1-Dichloroethene	42	
67-64-1	Acetone	34	
75-15-0	Carbon disulfide	38	
75-09-2	Methylene chloride	41	
156-60-5	trans-1,2-Dichloroethene	43	
1634-04-4	Methyl tert-butyl ether	55	
75-34-3	1,1-Dichloroethane	48	
108-05-4	Vinyl acetate	49	
78-93-3	2-Butanone	43	
156-59-2	cis-1,2-Dichloroethene	44	
67-66-3	Chloroform	56	
71-55-6	1,1,1-Trichloroethane	62	
56-23-5	Carbon tetrachloride	63	
107-06-2	1,2-Dichloroethane	67	
71-43-2	Benzene	42	
79-01-6	Trichloroethene	48	
78-87-5	1,2-Dichloropropane	44	
75-27-4	Bromodichloromethane	59	
10061-01-5	cis-1,3-Dichloropropene	49	
108-10-1	4-Methyl-2-pentanone	59	
108-88-3	Toluene	46	
10061-02-6	trans-1,3-Dichloropropene	56	
79-00-5	1,1,2-Trichloroethane	51	
127-18-4	Tetrachloroethene	45	
591-78-6	2-Hexanone	51	
124-48-1	Dibromochloromethane	53	
108-90-7	Chlorobenzene	44	
100-41-4	Ethylbenzene	45	
1330-20-7	m,p-Xylene	91	
95-47-6	o-Xylene	45	

1B - FORM I VOA-2

VOLATILE ORGANICS ANALYSIS DATA SHEET

CLIENT SAMPLE NO.

690-TUNNEL-DMS

Lab Name: MITKEM LABORATORIES Contract:

Lab Code: MITKEM Case No.: H1886 Mod. Ref No.: SDG No.: SH1886

Matrix: (SOIL/SED/WATER) WATER Lab Sample ID: H1886-01AMS

Sample wt/vol: 5.00 (g/mL) ML Lab File ID: V2L2764.D

Level: (TRACE/LOW/MED) LOW Date Received: 09/26/2009

% Moisture: not dec. Date Analyzed: 10/01/2009

GC Column: DB-624 ID: 0.25 (mm) Dilution Factor: 1.0

Soil Extract Volume: (uL) Soil Aliquot Volume: (uL)

Purge Volume: 5.0 (mL)

CAS NO.	COMPOUND	CONCENTRATION UNITS: (ug/L or ug/Kg) UG/L	Q
1330-20-7	Xylene (Total)	140	
100-42-5	Styrene	44	
75-25-2	Bromoform	58	
98-82-8	Isopropylbenzene	49	
79-34-5	1,1,2,2-Tetrachloroethane	48	
103-65-1	n-Propylbenzene	41	
108-67-8	1,3,5-Trimethylbenzene	45	
98-06-6	tert-Butylbenzene	44	
95-63-6	1,2,4-Trimethylbenzene	46	
135-98-8	sec-Butylbenzene	42	
99-87-6	4-Isopropyltoluene	43	
541-73-1	1,3-Dichlorobenzene	43	
106-46-7	1,4-Dichlorobenzene	44	
104-51-8	n-Butylbenzene	41	
95-50-1	1,2-Dichlorobenzene	46	
91-20-3	Naphthalene	58	
110-75-8	2-Chloroethyl vinyl ether	5.0	U

1A - FORM I VOA-1

VOLATILE ORGANICS ANALYSIS DATA SHEET

CLIENT SAMPLE NO.

690-TUNNEL-DMSD

Lab Name: MITKEM LABORATORIES Contract:

Lab Code: MITKEM Case No.: H1886 Mod. Ref No.: SDG No.: SH1886

Matrix: (SOIL/SED/WATER) WATER Lab Sample ID: H1886-01AMSD

Sample wt/vol: 5.00 (g/mL) ML Lab File ID: V2L2765.D

Level: (TRACE/LOW/MED) LOW Date Received: 09/26/2009

% Moisture: not dec. Date Analyzed: 10/01/2009

GC Column: DB-624 ID: 0.25 (mm) Dilution Factor: 1.0

Soil Extract Volume: (uL) Soil Aliquot Volume: (uL)

Purge Volume: 5.0 (mL)

CAS NO.	COMPOUND	CONCENTRATION UNITS: (ug/L or ug/Kg) UG/L	Q
74-87-3	Chloromethane	51	
75-01-4	Vinyl chloride	49	
74-83-9	Bromomethane	52	
75-00-3	Chloroethane	49	
75-69-4	Trichlorofluoromethane	54	
75-35-4	1,1-Dichloroethene	46	
67-64-1	Acetone	38	
75-15-0	Carbon disulfide	41	
75-09-2	Methylene chloride	42	
156-60-5	trans-1,2-Dichloroethene	46	
1634-04-4	Methyl tert-butyl ether	55	
75-34-3	1,1-Dichloroethane	49	
108-05-4	Vinyl acetate	50	
78-93-3	2-Butanone	46	
156-59-2	cis-1,2-Dichloroethene	45	
67-66-3	Chloroform	53	
71-55-6	1,1,1-Trichloroethane	58	
56-23-5	Carbon tetrachloride	58	
107-06-2	1,2-Dichloroethane	61	
71-43-2	Benzene	45	
79-01-6	Trichloroethene	47	
78-87-5	1,2-Dichloropropane	45	
75-27-4	Bromodichloromethane	58	
10061-01-5	cis-1,3-Dichloropropene	49	
108-10-1	4-Methyl-2-pentanone	61	
108-88-3	Toluene	47	
10061-02-6	trans-1,3-Dichloropropene	54	
79-00-5	1,1,2-Trichloroethane	50	
127-18-4	Tetrachloroethene	46	
591-78-6	2-Hexanone	56	
124-48-1	Dibromochloromethane	53	
108-90-7	Chlorobenzene	47	
100-41-4	Ethylbenzene	46	
1330-20-7	m,p-Xylene	95	
95-47-6	o-Xylene	47	

1B - FORM I VOA-2

VOLATILE ORGANICS ANALYSIS DATA SHEET

CLIENT SAMPLE NO.

690-TUNNEL-DMSD

Lab Name: MITKEM LABORATORIES Contract:

Lab Code: MITKEM Case No.: H1886 Mod. Ref No.: SDG No.: SH1886

Matrix: (SOIL/SED/WATER) WATER Lab Sample ID: H1886-01AMSD

Sample wt/vol: 5.00 (g/mL) ML Lab File ID: V2L2765.D

Level: (TRACE/LOW/MED) LOW Date Received: 09/26/2009

% Moisture: not dec. Date Analyzed: 10/01/2009

GC Column: DB-624 ID: 0.25 (mm) Dilution Factor: 1.0

Soil Extract Volume: (uL) Soil Aliquot Volume: (uL)

Purge Volume: 5.0 (mL)

CAS NO.	COMPOUND	CONCENTRATION UNITS: (ug/L or ug/Kg) UG/L	Q
1330-20-7	Xylene (Total)	140	
100-42-5	Styrene	45	
75-25-2	Bromoform	56	
98-82-8	Isopropylbenzene	49	
79-34-5	1,1,2,2-Tetrachloroethane	53	
103-65-1	n-Propylbenzene	44	
108-67-8	1,3,5-Trimethylbenzene	48	
98-06-6	tert-Butylbenzene	47	
95-63-6	1,2,4-Trimethylbenzene	48	
135-98-8	sec-Butylbenzene	44	
99-87-6	4-Isopropyltoluene	45	
541-73-1	1,3-Dichlorobenzene	46	
106-46-7	1,4-Dichlorobenzene	47	
104-51-8	n-Butylbenzene	43	
95-50-1	1,2-Dichlorobenzene	48	
91-20-3	Naphthalene	62	
110-75-8	2-Chloroethyl vinyl ether	5.0	U

1D - FORM I SV-1

SEMIVOLATILE ORGANICS ANALYSIS DATA SHEET

CLIENT SAMPLE NO.
690-TUNNEL-D

Lab Name: MITKEM LABORATORIES
Contract:
Lab Code: MITKEM Case No.: H1886
Mod. Ref No.: SDG No.: SH1886
Matrix: (SOIL/SED/WATER) WATER
Lab Sample ID: H1886-01B
Sample wt/vol: 500 (g/mL) ML
Lab File ID: S3G0447.D
Level: (LOW/MED) LOW
Extraction: (Type) CONT
% Moisture: Decanted: (Y/N)
Date Received: 09/26/2009
Concentrated Extract Volume: 500 (uL)
Date Extracted: 09/30/2009
Injection Volume: 1.0 (uL) GPC Factor: 1.00
Date Analyzed: 10/02/2009
GPC Cleanup: (Y/N) N pH:
Dilution Factor: 1.0

CAS NO.	COMPOUND	CONCENTRATION UNITS: (ug/L or ug/Kg) UG/L	Q
108-95-2	Phenol	10	U
111-44-4	Bis(2-chloroethyl)ether	10	U
95-57-8	2-Chlorophenol	10	U
541-73-1	1,3-Dichlorobenzene	10	U
106-46-7	1,4-Dichlorobenzene	10	U
95-50-1	1,2-Dichlorobenzene	10	U
95-48-7	2-Methylphenol	10	U
108-60-1	2,2'-oxybis(1-Chloropropane)	10	U
106-44-5	4-Methylphenol	10	U
621-64-7	N-Nitroso-di-n-propylamine	10	U
67-72-1	Hexachloroethane	10	U
98-95-3	Nitrobenzene	10	U
78-59-1	Isophorone	10	U
88-75-5	2-Nitrophenol	10	U
105-67-9	2,4-Dimethylphenol	10	U
120-83-2	2,4-Dichlorophenol	10	U
120-82-1	1,2,4-Trichlorobenzene	10	U
91-20-3	Naphthalene	10	U
106-47-8	4-Chloroaniline	10	UJ
111-91-1	Bis(2-chloroethoxy)methane	10	U
87-68-3	Hexachlorobutadiene	10	U
59-50-7	4-Chloro-3-methylphenol	10	U
91-57-6	2-Methylnaphthalene	10	U
77-47-4	Hexachlorocyclopentadiene	10	U
88-06-2	2,4,6-Trichlorophenol	10	U
95-95-4	2,4,5-Trichlorophenol	20	U
91-58-7	2-Chloronaphthalene	10	U
88-74-4	2-Nitroaniline	20	U
131-11-3	Dimethylphthalate	10	U
208-96-8	Acenaphthylene	10	U
606-20-2	2,6-Dinitrotoluene	10	U
99-09-2	3-Nitroaniline	20	U
83-32-9	Acenaphthene	10	U
51-28-5	2,4-Dinitrophenol	20	U
100-02-7	4-Nitrophenol	20	U
132-64-9	Dibenzofuran	10	U
121-14-2	2,4-Dinitrotoluene	10	U

SW846

1E - FORM I SV-2

SEMIVOLATILE ORGANICS ANALYSIS DATA SHEET

CLIENT SAMPLE NO.

690-TUNNEL-D

Lab Name: MITKEM LABORATORIES Contract:

Lab Code: MITKEM Case No.: H1886 Mod. Ref No.: SDG No.: SH1886

Matrix: (SOIL/SED/WATER) WATER Lab Sample ID: H1886-01B

Sample wt/vol: 500 (g/mL) ML Lab File ID: S3G0447.D

Level: (LOW/MED) LOW Extraction: (Type) CONT

% Moisture: Decanted: (Y/N) Date Received: 09/26/2009

Concentrated Extract Volume: 500 (uL) Date Extracted: 09/30/2009

Injection Volume: 1.0 (uL) GPC Factor: 1.00 Date Analyzed: 10/02/2009

GPC Cleanup: (Y/N) N pH: Dilution Factor: 1.0

CAS NO.	COMPOUND	CONCENTRATION UNITS: (ug/L or ug/Kg) UG/L	Q
84-66-2	Diethylphthalate	10	U
7005-72-3	4-Chlorophenyl-phenylether	10	U
86-73-7	Fluorene	10	U
100-01-6	4-Nitroaniline	20	U
534-52-1	4,6-Dinitro-2-methylphenol	20	U
86-30-6	N-Nitrosodiphenylamine	10	U
101-55-3	4-Bromophenyl-phenylether	10	U
118-74-1	Hexachlorobenzene	10	U
87-86-5	Pentachlorophenol	20	U
85-01-8	Phenanthrene	10	U
120-12-7	Anthracene	10	U
86-74-8	Carbazole	10	U
84-74-2	Di-n-butylphthalate	10	U
206-44-0	Fluoranthene	10	U
129-00-0	Pyrene	10	U
85-68-7	Butylbenzylphthalate	10	U
91-94-1	3,3´-Dichlorobenzidine	10	U
56-55-3	Benzo(a)anthracene	10	U
218-01-9	Chrysene	10	U
117-81-7	Bis(2-ethylhexyl)phthalate	10	U
117-84-0	Di-n-octylphthalate	10	U
205-99-2	Benzo(b)fluoranthene	10	U
207-08-9	Benzo(k)fluoranthene	10	U
50-32-8	Benzo(a)pyrene	10	U
193-39-5	Indeno(1,2,3-cd)pyrene	10	U
53-70-3	Dibenzo(a,h)anthracene	10	U
191-24-2	Benzo(g,h,i)perylene	10	U

1K - FORM I SV-TIC

SEMIVOLATILE ORGANICS ANALYSIS DATA SHEET

TENTATIVELY IDENTIFIED COMPOUNDS

CLIENT SAMPLE NO.

690-TUNNEL-D

Lab Name: MITKEM LABORATORIES Contract:

Lab Code: MITKEM Case No.: H1886 Mod. Ref No.: SDG No.: SH1886

Matrix: (SOIL/SED/WATER) WATER Lab Sample ID: H1886-01B

Sample wt/vol: 500 (g/mL) ML Lab File ID: S3G0447.D

Level: (TRACE or LOW/MED) LOW Extraction: (Type) CONT

% Moisture: Decanted: (Y/N) Date Received: 09/26/2009

Concentrated Extract Volume: 500 (uL) Date Extracted: 09/30/2009

Injection Volume: 1.0 (uL) GPC Factor: 1.00 Date Analyzed: 10/02/2009

GPC Cleanup: (Y/N) N pH: Dilution Factor: 1.0

CONCENTRATION UNITS: (ug/L or ug/Kg) UG/L

	CAS NUMBER	COMPOUND NAME	RT	EST. CONC.	Q
01	85-44-9	Phthalic anhydride	6.498	4.0	NJ
	E966796[2]	Total Alkanes	N/A		

[2] EPA-designated Registry Number.

1D - FORM I SV-1

SEMIVOLATILE ORGANICS ANALYSIS DATA SHEET

CLIENT SAMPLE NO.

690-ELEV-O

Lab Name: MITKEM LABORATORIES Contract:

Lab Code: MITKEM Case No.: H1886 Mod. Ref No.: SDG No.: SH1886

Matrix: (SOIL/SED/WATER) WATER Lab Sample ID: H1886-02B

Sample wt/vol: 1000 (g/mL) ML Lab File ID: S3G0450.D

Level: (LOW/MED) LOW Extraction: (Type) CONT

% Moisture: Decanted: (Y/N) Date Received: 09/26/2009

Concentrated Extract Volume: 1000 (uL) Date Extracted: 09/30/2009

Injection Volume: 1.0 (uL) GPC Factor: 1.00 Date Analyzed: 10/02/2009

GPC Cleanup: (Y/N) N pH: Dilution Factor: 1.0

CAS NO.	COMPOUND	CONCENTRATION UNITS: (ug/L or ug/Kg) UG/L	Q
108-95-2	Phenol	10	U
111-44-4	Bis(2-chloroethyl)ether	10	U
95-57-8	2-Chlorophenol	10	U
541-73-1	1,3-Dichlorobenzene	10	U
106-46-7	1,4-Dichlorobenzene	10	U
95-50-1	1,2-Dichlorobenzene	10	U
95-48-7	2-Methylphenol	10	U
108-60-1	2,2´-oxybis(1-Chloropropane)	10	U
106-44-5	4-Methylphenol	10	U
621-64-7	N-Nitroso-di-n-propylamine	10	U
67-72-1	Hexachloroethane	10	U
98-95-3	Nitrobenzene	10	U
78-59-1	Isophorone	10	U
88-75-5	2-Nitrophenol	10	U
105-67-9	2,4-Dimethylphenol	10	U
120-83-2	2,4-Dichlorophenol	10	U
120-82-1	1,2,4-Trichlorobenzene	10	U
91-20-3	Naphthalene	10	U
106-47-8	4-Chloroaniline	10	U
111-91-1	Bis(2-chloroethoxy)methane	10	U
87-68-3	Hexachlorobutadiene	10	U
59-50-7	4-Chloro-3-methylphenol	10	U
91-57-6	2-Methylnaphthalene	10	U
77-47-4	Hexachlorocyclopentadiene	10	U
88-06-2	2,4,6-Trichlorophenol	10	U
95-95-4	2,4,5-Trichlorophenol	20	U
91-58-7	2-Chloronaphthalene	10	U
88-74-4	2-Nitroaniline	20	U
131-11-3	Dimethylphthalate	10	U
208-96-8	Acenaphthylene	10	U
606-20-2	2,6-Dinitrotoluene	10	U
99-09-2	3-Nitroaniline	20	U
83-32-9	Acenaphthene	10	U
51-28-5	2,4-Dinitrophenol	20	U
100-02-7	4-Nitrophenol	20	U
132-64-9	Dibenzofuran	10	U
121-14-2	2,4-Dinitrotoluene	10	U

1E - FORM I SV-2

SEMIVOLATILE ORGANICS ANALYSIS DATA SHEET

CLIENT SAMPLE NO.

690-ELEV-O

Lab Name: MITKEM LABORATORIES Contract:

Lab Code: MITKEM Case No.: H1886 Mod. Ref No.: SDG No.: SH1886

Matrix: (SOIL/SED/WATER) WATER Lab Sample ID: H1886-02B

Sample wt/vol: 1000 (g/mL) ML Lab File ID: S3G0450.D

Level: (LOW/MED) LOW Extraction: (Type) CONT

% Moisture: Decanted: (Y/N) Date Received: 09/26/2009

Concentrated Extract Volume: 1000 (uL) Date Extracted: 09/30/2009

Injection Volume: 1.0 (uL) GPC Factor: 1.00 Date Analyzed: 10/02/2009

GPC Cleanup: (Y/N) N pH: Dilution Factor: 1.0

CAS NO.	COMPOUND	CONCENTRATION UNITS: (ug/L or ug/Kg) UG/L	Q
84-66-2	Diethylphthalate	10	U
7005-72-3	4-Chlorophenyl-phenylether	10	U
86-73-7	Fluorene	10	U
100-01-6	4-Nitroaniline	20	U
534-52-1	4,6-Dinitro-2-methylphenol	20	U
86-30-6	N-Nitrosodiphenylamine	10	U
101-55-3	4-Bromophenyl-phenylether	10	U
118-74-1	Hexachlorobenzene	10	U
87-86-5	Pentachlorophenol	20	U
85-01-8	Phenanthrene	10	U
120-12-7	Anthracene	10	U
86-74-8	Carbazole	10	U
84-74-2	Di-n-butylphthalate	10	U
206-44-0	Fluoranthene	10	U
129-00-0	Pyrene	10	U
85-68-7	Butylbenzylphthalate	10	U
91-94-1	3,3´-Dichlorobenzidine	10	U
56-55-3	Benzo(a)anthracene	10	U
218-01-9	Chrysene	10	U
117-81-7	Bis(2-ethylhexyl)phthalate	10	U
117-84-0	Di-n-octylphthalate	10	U
205-99-2	Benzo(b)fluoranthene	10	U
207-08-9	Benzo(k)fluoranthene	10	U
50-32-8	Benzo(a)pyrene	10	U
193-39-5	Indeno(1,2,3-cd)pyrene	10	U
53-70-3	Dibenzo(a,h)anthracene	10	U
191-24-2	Benzo(g,h,i)perylene	10	U

1K - FORM I SV-TIC

SEMIVOLATILE ORGANICS ANALYSIS DATA SHEET

TENTATIVELY IDENTIFIED COMPOUNDS

CLIENT SAMPLE NO.

690-ELEV-O

Lab Name: MITKEM LABORATORIES Contract:

Lab Code: MITKEM Case No.: H1886 Mod. Ref No.: SDG No.: SH1886

Matrix: (SOIL/SED/WATER) WATER Lab Sample ID: H1886-02B

Sample wt/vol: 1000 (g/mL) ML Lab File ID: S3G0450.D

Level: (TRACE or LOW/MED) LOW Extraction: (Type) CONT

% Moisture: Decanted: (Y/N) Date Received: 09/26/2009

Concentrated Extract Volume: 1000 (uL) Date Extracted: 09/30/2009

Injection Volume: 1.0 (uL) GPC Factor: 1.00 Date Analyzed: 10/02/2009

GPC Cleanup: (Y/N) N pH: Dilution Factor: 1.0

CONCENTRATION UNITS: (ug/L or ug/Kg) UG/L

	CAS NUMBER	COMPOUND NAME	RT	EST. CONC.	Q
01		Unknown-01	3.682	4.3	J
	E96679E[2]	Total Alkanes	N/A		

[2] EPA-designated Registry Number.

1D - FORM I SV-1

SEMIVOLATILE ORGANICS ANALYSIS DATA SHEET

CLIENT SAMPLE NO.

690-ELEV-D

Lab Name: MITKEM LABORATORIES Contract:

Lab Code: MITKEM Case No.: H1886 Mod. Ref No.: SDG No.: SH1886

Matrix: (SOIL/SED/WATER) WATER Lab Sample ID: H1886-03B

Sample wt/vol: 1000 (g/mL) ML Lab File ID: S3G0451.D

Level: (LOW/MED) LOW Extraction: (Type) CONT

% Moisture: Decanted: (Y/N) Date Received: 09/26/2009

Concentrated Extract Volume: 1000 (uL) Date Extracted: 09/30/2009

Injection Volume: 1.0 (uL) GPC Factor: 1.00 Date Analyzed: 10/02/2009

GPC Cleanup: (Y/N) N pH: Dilution Factor: 1.0

CAS NO.	COMPOUND	CONCENTRATION UNITS: (ug/L or ug/Kg) UG/L	Q
108-95-2	Phenol	10	U
111-44-4	Bis(2-chloroethyl)ether	10	U
95-57-8	2-Chlorophenol	10	U
541-73-1	1,3-Dichlorobenzene	10	U
106-46-7	1,4-Dichlorobenzene	10	U
95-50-1	1,2-Dichlorobenzene	10	U
95-48-7	2-Methylphenol	10	U
108-60-1	2,2'-oxybis(1-Chloropropane)	10	U
106-44-5	4-Methylphenol	10	U
621-64-7	N-Nitroso-di-n-propylamine	10	U
67-72-1	Hexachloroethane	10	U
98-95-3	Nitrobenzene	10	U
78-59-1	Isophorone	10	U
88-75-5	2-Nitrophenol	10	U
105-67-9	2,4-Dimethylphenol	10	U
120-83-2	2,4-Dichlorophenol	10	U
120-82-1	1,2,4-Trichlorobenzene	10	U
91-20-3	Naphthalene	10	U
106-47-8	4-Chloroaniline	10	U
111-91-1	Bis(2-chloroethoxy)methane	10	U
87-68-3	Hexachlorobutadiene	10	U
59-50-7	4-Chloro-3-methylphenol	10	U
91-57-6	2-Methylnaphthalene	10	U
77-47-4	Hexachlorocyclopentadiene	10	U
88-06-2	2,4,6-Trichlorophenol	10	U
95-95-4	2,4,5-Trichlorophenol	20	U
91-58-7	2-Chloronaphthalene	10	U
88-74-4	2-Nitroaniline	20	U
131-11-3	Dimethylphthalate	10	U
208-96-8	Acenaphthylene	10	U
606-20-2	2,6-Dinitrotoluene	10	U
99-09-2	3-Nitroaniline	20	U
83-32-9	Acenaphthene	10	U
51-28-5	2,4-Dinitrophenol	20	U
100-02-7	4-Nitrophenol	20	U
132-64-9	Dibenzofuran	10	U
121-14-2	2,4-Dinitrotoluene	10	U

1E - FORM I SV-2

SEMIVOLATILE ORGANICS ANALYSIS DATA SHEET

CLIENT SAMPLE NO.

690-ELEV-D

Lab Name: MITKEM LABORATORIES Contract:

Lab Code: MITKEM Case No.: H1886 Mod. Ref No.: SDG No.: SH1886

Matrix: (SOIL/SED/WATER) WATER Lab Sample ID: H1886-03B

Sample wt/vol: 1000 (g/mL) ML Lab File ID: S3G0451.D

Level: (LOW/MED) LOW Extraction: (Type) CONT

% Moisture: Decanted: (Y/N) Date Received: 09/26/2009

Concentrated Extract Volume: 1000 (uL) Date Extracted: 09/30/2009

Injection Volume: 1.0 (uL) GPC Factor: 1.00 Date Analyzed: 10/02/2009

GPC Cleanup: (Y/N) N pH: Dilution Factor: 1.0

CAS NO.	COMPOUND	CONCENTRATION UNITS: (ug/L or ug/Kg) UG/L	Q
84-66-2	Diethylphthalate	10	U
7005-72-3	4-Chlorophenyl-phenylether	10	U
86-73-7	Fluorene	10	U
100-01-6	4-Nitroaniline	20	U
534-52-1	4,6-Dinitro-2-methylphenol	20	U
86-30-6	N-Nitrosodiphenylamine	10	U
101-55-3	4-Bromophenyl-phenylether	10	U
118-74-1	Hexachlorobenzene	10	U
87-86-5	Pentachlorophenol	20	U
85-01-8	Phenanthrene	10	U
120-12-7	Anthracene	10	U
86-74-8	Carbazole	10	U
84-74-2	Di-n-butylphthalate	10	U
206-44-0	Fluoranthene	10	U
129-00-0	Pyrene	10	U
85-68-7	Butylbenzylphthalate	10	U
91-94-1	3,3'-Dichlorobenzidine	10	U
56-55-3	Benzo(a)anthracene	10	U
218-01-9	Chrysene	10	U
117-81-7	Bis(2-ethylhexyl)phthalate	10	U
117-84-0	Di-n-octylphthalate	10	U
205-99-2	Benzo(b)fluoranthene	10	U
207-08-9	Benzo(k)fluoranthene	10	U
50-32-8	Benzo(a)pyrene	10	U
193-39-5	Indeno(1,2,3-cd)pyrene	10	U
53-70-3	Dibenzo(a,h)anthracene	10	U
191-24-2	Benzo(g,h,i)perylene	10	U

1K - FORM I SV-TIC

SEMIVOLATILE ORGANICS ANALYSIS DATA SHEET

TENTATIVELY IDENTIFIED COMPOUNDS

CLIENT SAMPLE NO.

690-ELEV-D

Lab Name: MITKEM LABORATORIES Contract:

Lab Code: MITKEM Case No.: H1886 Mod. Ref No.: SDG No.: SH1886

Matrix: (SOIL/SED/WATER) WATER Lab Sample ID: H1886-03B

Sample wt/vol: 1000 (g/mL) ML Lab File ID: S3G0451.D

Level: (TRACE or LOW/MED) LOW Extraction: (Type) CONT

% Moisture: Decanted: (Y/N) Date Received: 09/26/2009

Concentrated Extract Volume: 1000 (uL) Date Extracted: 09/30/2009

Injection Volume: 1.0 (uL) GPC Factor: 1.00 Date Analyzed: 10/02/2009

GPC Cleanup: (Y/N) N pH: Dilution Factor: 1.0

CONCENTRATION UNITS: (ug/L or ug/Kg) UG/L

CAS NUMBER	COMPOUND NAME	RT	EST. CONC.	Q
E96679€ [2]	Total Alkanes	N/A		

[2] EPA-designated Registry Number.

1D - FORM I SV-1

SEMIVOLATILE ORGANICS ANALYSIS DATA SHEET

CLIENT SAMPLE NO.

690-125K-O

Lab Name: MITKEM LABORATORIES Contract:

Lab Code: MITKEM Case No.: H1886 Mod. Ref No.: SDG No.: SH1886

Matrix: (SOIL/SED/WATER) WATER Lab Sample ID: H1886-05B

Sample wt/vol: 1000 (g/mL) ML Lab File ID: S3G0452.D

Level: (LOW/MED) LOW Extraction: (Type) CONT

% Moisture: Decanted: (Y/N) Date Received: 09/26/2009

Concentrated Extract Volume: 1000 (uL) Date Extracted: 09/30/2009

Injection Volume: 1.0 (uL) GPC Factor: 1.00 Date Analyzed: 10/02/2009

GPC Cleanup: (Y/N) N pH: Dilution Factor: 1.0

CAS NO.	COMPOUND	CONCENTRATION UNITS: (ug/L or ug/Kg) UG/L	Q
108-95-2	Phenol	10	U
111-44-4	Bis(2-chloroethyl)ether	10	U
95-57-8	2-Chlorophenol	10	U
541-73-1	1,3-Dichlorobenzene	10	U
106-46-7	1,4-Dichlorobenzene	10	U
95-50-1	1,2-Dichlorobenzene	10	U
95-48-7	2-Methylphenol	10	U
108-60-1	2,2´-oxybis(1-Chloropropane)	10	U
106-44-5	4-Methylphenol	10	U
621-64-7	N-Nitroso-di-n-propylamine	10	U
67-72-1	Hexachloroethane	10	U
98-95-3	Nitrobenzene	10	U
78-59-1	Isophorone	10	U
88-75-5	2-Nitrophenol	10	U
105-67-9	2,4-Dimethylphenol	10	U
120-83-2	2,4-Dichlorophenol	10	U
120-82-1	1,2,4-Trichlorobenzene	10	U
91-20-3	Naphthalene	10	U
106-47-8	4-Chloroaniline	10	U
111-91-1	Bis(2-chloroethoxy)methane	10	U
87-68-3	Hexachlorobutadiene	10	U
59-50-7	4-Chloro-3-methylphenol	10	U
91-57-6	2-Methylnaphthalene	10	U
77-47-4	Hexachlorocyclopentadiene	10	U
88-06-2	2,4,6-Trichlorophenol	10	U
95-95-4	2,4,5-Trichlorophenol	20	U
91-58-7	2-Chloronaphthalene	10	U
88-74-4	2-Nitroaniline	20	U
131-11-3	Dimethylphthalate	10	U
208-96-8	Acenaphthylene	10	U
606-20-2	2,6-Dinitrotoluene	10	U
99-09-2	3-Nitroaniline	20	U
83-32-9	Acenaphthene	10	U
51-28-5	2,4-Dinitrophenol	20	U
100-02-7	4-Nitrophenol	20	U
132-64-9	Dibenzofuran	10	U
121-14-2	2,4-Dinitrotoluene	10	U

1E - FORM I SV-2

SEMIVOLATILE ORGANICS ANALYSIS DATA SHEET

CLIENT SAMPLE NO.

690-125K-O

Lab Name: MITKEM LABORATORIES Contract:

Lab Code: MITKEM Case No.: H1886 Mod. Ref No.: SDG No.: SH1886

Matrix: (SOIL/SED/WATER) WATER Lab Sample ID: H1886-05B

Sample wt/vol: 1000 (g/mL) ML Lab File ID: S3G0452.D

Level: (LOW/MED) LOW Extraction: (Type) CONT

% Moisture: Decanted: (Y/N) Date Received: 09/26/2009

Concentrated Extract Volume: 1000 (uL) Date Extracted: 09/30/2009

Injection Volume: 1.0 (uL) GPC Factor: 1.00 Date Analyzed: 10/02/2009

GPC Cleanup: (Y/N) N pH: Dilution Factor: 1.0

CAS NO.	COMPOUND	CONCENTRATION UNITS: (ug/L or ug/Kg) UG/L	Q
84-66-2	Diethylphthalate	10	U
7005-72-3	4-Chlorophenyl-phenylether	10	U
86-73-7	Fluorene	10	U
100-01-6	4-Nitroaniline	20	U
534-52-1	4,6-Dinitro-2-methylphenol	20	U
86-30-6	N-Nitrosodiphenylamine	10	U
101-55-3	4-Bromophenyl-phenylether	10	U
118-74-1	Hexachlorobenzene	10	U
87-86-5	Pentachlorophenol	20	U
85-01-8	Phenanthrene	10	U
120-12-7	Anthracene	10	U
86-74-8	Carbazole	10	U
84-74-2	Di-n-butylphthalate	10	U
206-44-0	Fluoranthene	10	U
129-00-0	Pyrene	10	U
85-68-7	Butylbenzylphthalate	10	U
91-94-1	3,3'-Dichlorobenzidine	10	U
56-55-3	Benzo(a)anthracene	10	U
218-01-9	Chrysene	10	U
117-81-7	Bis(2-ethylhexyl)phthalate	10	U
117-84-0	Di-n-octylphthalate	10	U
205-99-2	Benzo(b)fluoranthene	10	U
207-08-9	Benzo(k)fluoranthene	10	U
50-32-8	Benzo(a)pyrene	10	U
193-39-5	Indeno(1,2,3-cd)pyrene	10	U
53-70-3	Dibenzo(a,h)anthracene	10	U
191-24-2	Benzo(g,h,i)perylene	10	U

1K - FORM I SV-TIC

SEMIVOLATILE ORGANICS ANALYSIS DATA SHEET

TENTATIVELY IDENTIFIED COMPOUNDS

CLIENT SAMPLE NO.

690-125K-O

Lab Name: MITKEM LABORATORIES Contract:

Lab Code: MITKEM Case No.: H1886 Mod. Ref No.: SDG No.: SH1886

Matrix: (SOIL/SED/WATER) WATER Lab Sample ID: H1886-05B

Sample wt/vol: 1000 (g/mL) ML Lab File ID: S3G0452.D

Level: (TRACE or LOW/MED) LOW Extraction: (Type) CONT

% Moisture: Decanted: (Y/N) Date Received: 09/26/2009

Concentrated Extract Volume: 1000 (uL) Date Extracted: 09/30/2009

Injection Volume: 1.0 (uL) GPC Factor: 1.00 Date Analyzed: 10/02/2009

GPC Cleanup: (Y/N) N pH: Dilution Factor: 1.0

CONCENTRATION UNITS: (ug/L or ug/Kg) UG/L

CAS NUMBER	COMPOUND NAME	RT	EST. CONC.	Q
E96679€[2]	Total Alkanes	N/A		

[2] EPA-designated Registry Number.

1D - FORM I SV-1

SEMIVOLATILE ORGANICS ANALYSIS DATA SHEET

CLIENT SAMPLE NO.

FB092409

Lab Name: MITKEM LABORATORIES Contract:

Lab Code: MITKEM Case No.: H1886 Mod. Ref No.: SDG No.: SH1886

Matrix: (SOIL/SED/WATER) WATER Lab Sample ID: H1886-08B

Sample wt/vol: 1000 (g/mL) ML Lab File ID: S3G0453.D

Level: (LOW/MED) LOW Extraction: (Type) CONT

% Moisture: Decanted: (Y/N) Date Received: 09/26/2009

Concentrated Extract Volume: 1000 (uL) Date Extracted: 09/30/2009

Injection Volume: 1.0 (uL) GPC Factor: 1.00 Date Analyzed: 10/02/2009

GPC Cleanup: (Y/N) N pH: Dilution Factor: 1.0

CAS NO.	COMPOUND	CONCENTRATION UNITS: (ug/L or ug/Kg) UG/L	Q
108-95-2	Phenol	10	U
111-44-4	Bis(2-chloroethyl)ether	10	U
95-57-8	2-Chlorophenol	10	U
541-73-1	1,3-Dichlorobenzene	10	U
106-46-7	1,4-Dichlorobenzene	10	U
95-50-1	1,2-Dichlorobenzene	10	U
95-48-7	2-Methylphenol	10	U
108-60-1	2,2'-oxybis(1-Chloropropane)	10	U
106-44-5	4-Methylphenol	10	U
621-64-7	N-Nitroso-di-n-propylamine	10	U
67-72-1	Hexachloroethane	10	U
98-95-3	Nitrobenzene	10	U
78-59-1	Isophorone	10	U
88-75-5	2-Nitrophenol	10	U
105-67-9	2,4-Dimethylphenol	10	U
120-83-2	2,4-Dichlorophenol	10	U
120-82-1	1,2,4-Trichlorobenzene	10	U
91-20-3	Naphthalene	10	U
106-47-8	4-Chloroaniline	10	U
111-91-1	Bis(2-chloroethoxy)methane	10	U
87-68-3	Hexachlorobutadiene	10	U
59-50-7	4-Chloro-3-methylphenol	10	U
91-57-6	2-Methylnaphthalene	10	U
77-47-4	Hexachlorocyclopentadiene	10	U
88-06-2	2,4,6-Trichlorophenol	10	U
95-95-4	2,4,5-Trichlorophenol	20	U
91-58-7	2-Chloronaphthalene	10	U
88-74-4	2-Nitroaniline	20	U
131-11-3	Dimethylphthalate	10	U
208-96-8	Acenaphthylene	10	U
606-20-2	2,6-Dinitrotoluene	10	U
99-09-2	3-Nitroaniline	20	U
83-32-9	Acenaphthene	10	U
51-28-5	2,4-Dinitrophenol	20	U
100-02-7	4-Nitrophenol	20	U
132-64-9	Dibenzofuran	10	U
121-14-2	2,4-Dinitrotoluene	10	U

1E - FORM I SV-2

SEMIVOLATILE ORGANICS ANALYSIS DATA SHEET

CLIENT SAMPLE NO.

FB092409

Lab Name: MITKEM LABORATORIES Contract:

Lab Code: MITKEM Case No.: H1886 Mod. Ref No.: SDG No.: SH1886

Matrix: (SOIL/SED/WATER) WATER Lab Sample ID: H1886-08B

Sample wt/vol: 1000 (g/mL) ML Lab File ID: S3G0453.D

Level: (LOW/MED) LOW Extraction: (Type) CONT

% Moisture: Decanted: (Y/N) Date Received: 09/26/2009

Concentrated Extract Volume: 1000 (uL) Date Extracted: 09/30/2009

Injection Volume: 1.0 (uL) GPC Factor: 1.00 Date Analyzed: 10/02/2009

GPC Cleanup: (Y/N) N pH: Dilution Factor: 1.0

CAS NO.	COMPOUND	CONCENTRATION UNITS: (ug/L or ug/Kg) UG/L	Q
84-66-2	Diethylphthalate	10	U
7005-72-3	4-Chlorophenyl-phenylether	10	U
86-73-7	Fluorene	10	U
100-01-6	4-Nitroaniline	20	U
534-52-1	4,6-Dinitro-2-methylphenol	20	U
86-30-6	N-Nitrosodiphenylamine	10	U
101-55-3	4-Bromophenyl-phenylether	10	U
118-74-1	Hexachlorobenzene	10	U
87-86-5	Pentachlorophenol	20	U
85-01-8	Phenanthrene	10	U
120-12-7	Anthracene	10	U
86-74-8	Carbazole	10	U
84-74-2	Di-n-butylphthalate	10	U
206-44-0	Fluoranthene	10	U
129-00-0	Pyrene	10	U
85-68-7	Butylbenzylphthalate	10	U
91-94-1	3,3´-Dichlorobenzidine	10	U
56-55-3	Benzo(a)anthracene	10	U
218-01-9	Chrysene	10	U
117-81-7	Bis(2-ethylhexyl)phthalate	10	U
117-84-0	Di-n-octylphthalate	10	U
205-99-2	Benzo(b)fluoranthene	10	U
207-08-9	Benzo(k)fluoranthene	10	U
50-32-8	Benzo(a)pyrene	10	U
193-39-5	Indeno(1,2,3-cd)pyrene	10	U
53-70-3	Dibenzo(a,h)anthracene	10	U
191-24-2	Benzo(g,h,i)perylene	10	U

1K - FORM I SV-TIC

SEMIVOLATILE ORGANICS ANALYSIS DATA SHEET

TENTATIVELY IDENTIFIED COMPOUNDS

CLIENT SAMPLE NO.

FB092409

Lab Name: MITKEM LABORATORIES Contract:

Lab Code: MITKEM Case No.: H1886 Mod. Ref No.: SDG No.: SH1886

Matrix: (SOIL/SED/WATER) WATER Lab Sample ID: H1886-08B

Sample wt/vol: 1000 (g/mL) ML Lab File ID: S3G0453.D

Level: (TRACE or LOW/MED) LOW Extraction: (Type) CONT

% Moisture: Decanted: (Y/N) Date Received: 09/26/2009

Concentrated Extract Volume: 1000 (uL) Date Extracted: 09/30/2009

Injection Volume: 1.0 (uL) GPC Factor: 1.00 Date Analyzed: 10/02/2009

GPC Cleanup: (Y/N) N pH: Dilution Factor: 1.0

CONCENTRATION UNITS: (ug/L or ug/Kg) UG/L

CAS NUMBER	COMPOUND NAME	RT	EST. CONC.	Q
E96679€ [2]	Total Alkanes	N/A		

[2] EPA-designated Registry Number.

1D - FORM I SV-1

SEMIVOLATILE ORGANICS ANALYSIS DATA SHEET

CLIENT SAMPLE NO.

SBLK3C

Lab Name: MITKEM LABORATORIES Contract:

Lab Code: MITKEM Case No.: H1886 Mod. Ref No.: SDG No.: SH1886

Matrix: (SOIL/SED/WATER) WATER Lab Sample ID: MB-46448

Sample wt/vol: 1000 (g/mL) ML Lab File ID: S3G0438.D

Level: (LOW/MED) LOW Extraction: (Type) CONT

% Moisture: Decanted: (Y/N) Date Received:

Concentrated Extract Volume: 1000 (uL) Date Extracted: 09/30/2009

Injection Volume: 1.0 (uL) GPC Factor: 1.00 Date Analyzed: 10/02/2009

GPC Cleanup: (Y/N) N pH: Dilution Factor: 1.0

CAS NO.	COMPOUND	CONCENTRATION UNITS: (ug/L or ug/Kg) UG/L	Q
108-95-2	Phenol	10	U
111-44-4	Bis(2-chloroethyl)ether	10	U
95-57-8	2-Chlorophenol	10	U
541-73-1	1,3-Dichlorobenzene	10	U
106-46-7	1,4-Dichlorobenzene	10	U
95-50-1	1,2-Dichlorobenzene	10	U
95-48-7	2-Methylphenol	10	U
108-60-1	2,2'-oxybis(1-Chloropropane)	10	U
106-44-5	4-Methylphenol	10	U
621-64-7	N-Nitroso-di-n-propylamine	10	U
67-72-1	Hexachloroethane	10	U
98-95-3	Nitrobenzene	10	U
78-59-1	Isophorone	10	U
88-75-5	2-Nitrophenol	10	U
105-67-9	2,4-Dimethylphenol	10	U
120-83-2	2,4-Dichlorophenol	10	U
120-82-1	1,2,4-Trichlorobenzene	10	U
91-20-3	Naphthalene	10	U
106-47-8	4-Chloroaniline	10	U
111-91-1	Bis(2-chloroethoxy)methane	10	U
87-68-3	Hexachlorobutadiene	10	U
59-50-7	4-Chloro-3-methylphenol	10	U
91-57-6	2-Methylnaphthalene	10	U
77-47-4	Hexachlorocyclopentadiene	10	U
88-06-2	2,4,6-Trichlorophenol	10	U
95-95-4	2,4,5-Trichlorophenol	20	U
91-58-7	2-Chloronaphthalene	10	U
88-74-4	2-Nitroaniline	20	U
131-11-3	Dimethylphthalate	10	U
208-96-8	Acenaphthylene	10	U
606-20-2	2,6-Dinitrotoluene	10	U
99-09-2	3-Nitroaniline	20	U
83-32-9	Acenaphthene	10	U
51-28-5	2,4-Dinitrophenol	20	U
100-02-7	4-Nitrophenol	20	U
132-64-9	Dibenzofuran	10	U
121-14-2	2,4-Dinitrotoluene	10	U

1E - FORM I SV-2

SEMIVOLATILE ORGANICS ANALYSIS DATA SHEET

CLIENT SAMPLE NO.

SBLK3C

Lab Name: MITKEM LABORATORIES Contract:

Lab Code: MITKEM Case No.: H1886 Mod. Ref No.: SDG No.: SH1886

Matrix: (SOIL/SED/WATER) WATER Lab Sample ID: MB-46448

Sample wt/vol: 1000 (g/mL) ML Lab File ID: S3G0438.D

Level: (LOW/MED) LOW Extraction: (Type) CONT

% Moisture: Decanted: (Y/N) Date Received:

Concentrated Extract Volume: 1000 (uL) Date Extracted: 09/30/2009

Injection Volume: 1.0 (uL) GPC Factor: 1.00 Date Analyzed: 10/02/2009

GPC Cleanup: (Y/N) N pH: Dilution Factor: 1.0

CAS NO.	COMPOUND	CONCENTRATION UNITS: (ug/L or ug/Kg) UG/L	Q
84-66-2	Diethylphthalate	10	U
7005-72-3	4-Chlorophenyl-phenylether	10	U
86-73-7	Fluorene	10	U
100-01-6	4-Nitroaniline	20	U
534-52-1	4,6-Dinitro-2-methylphenol	20	U
86-30-6	N-Nitrosodiphenylamine	10	U
101-55-3	4-Bromophenyl-phenylether	10	U
118-74-1	Hexachlorobenzene	10	U
87-86-5	Pentachlorophenol	20	U
85-01-8	Phenanthrene	10	U
120-12-7	Anthracene	10	U
86-74-8	Carbazole	10	U
84-74-2	Di-n-butylphthalate	10	U
206-44-0	Fluoranthene	10	U
129-00-0	Pyrene	10	U
85-68-7	Butylbenzylphthalate	10	U
91-94-1	3,3´-Dichlorobenzidine	10	U
56-55-3	Benzo(a)anthracene	10	U
218-01-9	Chrysene	10	U
117-81-7	Bis(2-ethylhexyl)phthalate	10	U
117-84-0	Di-n-octylphthalate	10	U
205-99-2	Benzo(b)fluoranthene	10	U
207-08-9	Benzo(k)fluoranthene	10	U
50-32-8	Benzo(a)pyrene	10	U
193-39-5	Indeno(1,2,3-cd)pyrene	10	U
53-70-3	Dibenzo(a,h)anthracene	10	U
191-24-2	Benzo(g,h,i)perylene	10	U

1K - FORM I SV-TIC

SEMIVOLATILE ORGANICS ANALYSIS DATA SHEET

TENTATIVELY IDENTIFIED COMPOUNDS

CLIENT SAMPLE NO.

SBLK3C

Lab Name: MITKEM LABORATORIES Contract:

Lab Code: MITKEM Case No.: H1886 Mod. Ref No.: SDG No.: SH1886

Matrix: (SOIL/SED/WATER) WATER Lab Sample ID: MB-46448

Sample wt/vol: 1000 (g/mL) ML Lab File ID: S3G0438.D

Level: (TRACE or LOW/MED) LOW Extraction: (Type) CONT

% Moisture: Decanted: (Y/N) Date Received:

Concentrated Extract Volume: 1000 (uL) Date Extracted: 09/30/2009

Injection Volume: 1.0 (uL) GPC Factor: 1.00 Date Analyzed: 10/02/2009

GPC Cleanup: (Y/N) N pH: Dilution Factor: 1.0

CONCENTRATION UNITS: (ug/L or ug/Kg) UG/L

CAS NUMBER	COMPOUND NAME	RT	EST. CONC.	Q
E96679E[2]	Total Alkanes	N/A		

[2] EPA-designated Registry Number.

1D - FORM I SV-1

SEMIVOLATILE ORGANICS ANALYSIS DATA SHEET

CLIENT SAMPLE NO.

S3CLCS

Lab Name: MITKEM LABORATORIES Contract:

Lab Code: MITKEM Case No.: H1886 Mod. Ref No.: SDG No.: SH1886

Matrix: (SOIL/SED/WATER) WATER Lab Sample ID: LCS-46448

Sample wt/vol: 1000 (g/mL) ML Lab File ID: S3G0439.D

Level: (LOW/MED) LOW Extraction: (Type) CONT

% Moisture: Decanted: (Y/N) Date Received:

Concentrated Extract Volume: 1000 (uL) Date Extracted: 09/30/2009

Injection Volume: 1.0 (uL) GPC Factor: 1.00 Date Analyzed: 10/02/2009

GPC Cleanup: (Y/N) N pH: Dilution Factor: 1.0

CAS NO.	COMPOUND	CONCENTRATION UNITS: (ug/L or ug/Kg) UG/L	Q
108-95-2	Phenol	54	
111-44-4	Bis(2-chloroethyl)ether	46	
95-57-8	2-Chlorophenol	51	
541-73-1	1,3-Dichlorobenzene	44	
106-46-7	1,4-Dichlorobenzene	45	
95-50-1	1,2-Dichlorobenzene	45	
95-48-7	2-Methylphenol	49	
108-60-1	2,2'-oxybis(1-Chloropropane)	44	
106-44-5	4-Methylphenol	55	
621-64-7	N-Nitroso-di-n-propylamine	51	
67-72-1	Hexachloroethane	42	
98-95-3	Nitrobenzene	47	
78-59-1	Isophorone	45	
88-75-5	2-Nitrophenol	50	
105-67-9	2,4-Dimethylphenol	55	
120-83-2	2,4-Dichlorophenol	51	
120-82-1	1,2,4-Trichlorobenzene	45	
91-20-3	Naphthalene	40	
106-47-8	4-Chloroaniline	21	
111-91-1	Bis(2-chloroethoxy)methane	44	
87-68-3	Hexachlorobutadiene	44	
59-50-7	4-Chloro-3-methylphenol	51	
91-57-6	2-Methylnaphthalene	46	
77-47-4	Hexachlorocyclopentadiene	23	
88-06-2	2,4,6-Trichlorophenol	56	
95-95-4	2,4,5-Trichlorophenol	61	
91-58-7	2-Chloronaphthalene	43	
88-74-4	2-Nitroaniline	56	
131-11-3	Dimethylphthalate	56	
208-96-8	Acenaphthylene	51	
606-20-2	2,6-Dinitrotoluene	56	
99-09-2	3-Nitroaniline	41	
83-32-9	Acenaphthene	51	
51-28-5	2,4-Dinitrophenol	71	
100-02-7	4-Nitrophenol	70	
132-64-9	Dibenzofuran	54	
121-14-2	2,4-Dinitrotoluene	60	

1E - FORM I SV-2

SEMIVOLATILE ORGANICS ANALYSIS DATA SHEET

CLIENT SAMPLE NO.

S3CLCS

Lab Name: MITKEM LABORATORIES Contract:

Lab Code: MITKEM Case No.: H1886 Mod. Ref No.: SDG No.: SH1886

Matrix: (SOIL/SED/WATER) WATER Lab Sample ID: LCS-46448

Sample wt/vol: 1000 (g/mL) ML Lab File ID: S3G0439.D

Level: (LOW/MED) LOW Extraction: (Type) CONT

% Moisture: Decanted: (Y/N) Date Received:

Concentrated Extract Volume: 1000 (uL) Date Extracted: 09/30/2009

Injection Volume: 1.0 (uL) GPC Factor: 1.00 Date Analyzed: 10/02/2009

GPC Cleanup: (Y/N) N pH: Dilution Factor: 1.0

CAS NO.	COMPOUND	CONCENTRATION UNITS: (ug/L or ug/Kg) UG/L	Q
84-66-2	Diethylphthalate	56	
7005-72-3	4-Chlorophenyl-phenylether	54	
86-73-7	Fluorene	54	
100-01-6	4-Nitroaniline	55	
534-52-1	4,6-Dinitro-2-methylphenol	56	
86-30-6	N-Nitrosodiphenylamine	45	
101-55-3	4-Bromophenyl-phenylether	53	
118-74-1	Hexachlorobenzene	53	
87-86-5	Pentachlorophenol	56	
85-01-8	Phenanthrene	52	
120-12-7	Anthracene	51	
86-74-8	Carbazole	51	
84-74-2	Di-n-butylphthalate	54	
206-44-0	Fluoranthene	53	
129-00-0	Pyrene	54	
85-68-7	Butylbenzylphthalate	53	
91-94-1	3,3'-Dichlorobenzidine	12	
56-55-3	Benzo(a)anthracene	55	
218-01-9	Chrysene	49	
117-81-7	Bis(2-ethylhexyl)phthalate	51	
117-84-0	Di-n-octylphthalate	56	
205-99-2	Benzo(b)fluoranthene	59	
207-08-9	Benzo(k)fluoranthene	48	
50-32-8	Benzo(a)pyrene	50	
193-39-5	Indeno(1,2,3-cd)pyrene	49	
53-70-3	Dibenzo(a,h)anthracene	49	
191-24-2	Benzo(g,h,i)perylene	48	

1D - FORM I SV-1

SEMIVOLATILE ORGANICS ANALYSIS DATA SHEET

CLIENT SAMPLE NO.

690-TUNNEL-DMS

Lab Name: MITKEM LABORATORIES Contract:

Lab Code: MITKEM Case No.: H1886 Mod. Ref No.: SDG No.: SH1886

Matrix: (SOIL/SED/WATER) WATER Lab Sample ID: H1886-01BMS

Sample wt/vol: 500 (g/mL) ML Lab File ID: S3G0448.D

Level: (LOW/MED) LOW Extraction: (Type) CONT

% Moisture: Decanted: (Y/N) Date Received: 09/26/2009

Concentrated Extract Volume: 500 (uL) Date Extracted: 09/30/2009

Injection Volume: 1.0 (uL) GPC Factor: 1.00 Date Analyzed: 10/02/2009

GPC Cleanup: (Y/N) N pH: Dilution Factor: 1.0

CAS NO.	COMPOUND	CONCENTRATION UNITS: (ug/L or ug/Kg) UG/L	Q
108-95-2	Phenol	51	
111-44-4	Bis(2-chloroethyl)ether	41	
95-57-8	2-Chlorophenol	44	
541-73-1	1,3-Dichlorobenzene	38	
106-46-7	1,4-Dichlorobenzene	38	
95-50-1	1,2-Dichlorobenzene	38	
95-48-7	2-Methylphenol	45	
108-60-1	2,2'-oxybis(1-Chloropropane)	39	
106-44-5	4-Methylphenol	50	
621-64-7	N-Nitroso-di-n-propylamine	44	
67-72-1	Hexachloroethane	37	
98-95-3	Nitrobenzene	43	
78-59-1	Isophorone	42	
88-75-5	2-Nitrophenol	44	
105-67-9	2,4-Dimethylphenol	53	
120-83-2	2,4-Dichlorophenol	48	
120-82-1	1,2,4-Trichlorobenzene	42	
91-20-3	Naphthalene	38	
106-47-8	4-Chloroaniline	5.4	J
111-91-1	Bis(2-chloroethoxy)methane	40	
87-68-3	Hexachlorobutadiene	43	
59-50-7	4-Chloro-3-methylphenol	49	
91-57-6	2-Methylnaphthalene	43	
77-47-4	Hexachlorocyclopentadiene	25	
88-06-2	2,4,6-Trichlorophenol	55	
95-95-4	2,4,5-Trichlorophenol	59	
91-58-7	2-Chloronaphthalene	42	
88-74-4	2-Nitroaniline	52	
131-11-3	Dimethylphthalate	51	
208-96-8	Acenaphthylene	48	
606-20-2	2,6-Dinitrotoluene	49	
99-09-2	3-Nitroaniline	7.5	J
83-32-9	Acenaphthene	47	
51-28-5	2,4-Dinitrophenol	39	
100-02-7	4-Nitrophenol	55	
132-64-9	Dibenzofuran	50	
121-14-2	2,4-Dinitrotoluene	48	

1E - FORM I SV-2

SEMIVOLATILE ORGANICS ANALYSIS DATA SHEET

CLIENT SAMPLE NO.

690-TUNNEL-DMS

Lab Name: MITKEM LABORATORIES Contract:

Lab Code: MITKEM Case No.: H1886 Mod. Ref No.: SDG No.: SH1886

Matrix: (SOIL/SED/WATER) WATER Lab Sample ID: H1886-01BMS

Sample wt/vol: 500 (g/mL) ML Lab File ID: S3G0448.D

Level: (LOW/MED) LOW Extraction: (Type) CONT

% Moisture: Decanted: (Y/N) Date Received: 09/26/2009

Concentrated Extract Volume: 500 (uL) Date Extracted: 09/30/2009

Injection Volume: 1.0 (uL) GPC Factor: 1.00 Date Analyzed: 10/02/2009

GPC Cleanup: (Y/N) N pH: Dilution Factor: 1.0

CAS NO.	COMPOUND	CONCENTRATION UNITS: (ug/L or ug/Kg) UG/L	Q
84-66-2	Diethylphthalate	51	
7005-72-3	4-Chlorophenyl-phenylether	49	
86-73-7	Fluorene	49	
100-01-6	4-Nitroaniline	18	J
534-52-1	4,6-Dinitro-2-methylphenol	32	
86-30-6	N-Nitrosodiphenylamine	43	
101-55-3	4-Bromophenyl-phenylether	50	
118-74-1	Hexachlorobenzene	49	
87-86-5	Pentachlorophenol	80	
85-01-8	Phenanthrene	46	
120-12-7	Anthracene	45	
86-74-8	Carbazole	46	
84-74-2	Di-n-butylphthalate	47	
206-44-0	Fluoranthene	45	
129-00-0	Pyrene	52	
85-68-7	Butylbenzylphthalate	44	
91-94-1	3,3'-Dichlorobenzidine	10	U
56-55-3	Benzo(a)anthracene	48	
218-01-9	Chrysene	40	
117-81-7	Bis(2-ethylhexyl)phthalate	37	
117-84-0	Di-n-octylphthalate	35	
205-99-2	Benzo(b)fluoranthene	45	
207-08-9	Benzo(k)fluoranthene	44	
50-32-8	Benzo(a)pyrene	42	
193-39-5	Indeno(1,2,3-cd)pyrene	52	
53-70-3	Dibenzo(a,h)anthracene	53	
191-24-2	Benzo(g,h,i)perylene	54	

1D - FORM I SV-1

SEMIVOLATILE ORGANICS ANALYSIS DATA SHEET

CLIENT SAMPLE NO.

690-TUNNEL-DMSD

Lab Name: MITKEM LABORATORIES Contract:

Lab Code: MITKEM Case No.: H1886 Mod. Ref No.: SDG No.: SH1886

Matrix: (SOIL/SED/WATER) WATER Lab Sample ID: H1886-01BMSD

Sample wt/vol: 500 (g/mL) ML Lab File ID: S3G0449.D

Level: (LOW/MED) LOW Extraction: (Type) CONT

% Moisture: Decanted: (Y/N) Date Received: 09/26/2009

Concentrated Extract Volume: 500 (uL) Date Extracted: 09/30/2009

Injection Volume: 1.0 (uL) GPC Factor: 1.00 Date Analyzed: 10/02/2009

GPC Cleanup: (Y/N) N pH: Dilution Factor: 1.0

CAS NO.	COMPOUND	CONCENTRATION UNITS: (ug/L or ug/Kg) UG/L	Q
108-95-2	Phenol	51	
111-44-4	Bis(2-chloroethyl)ether	40	
95-57-8	2-Chlorophenol	46	
541-73-1	1,3-Dichlorobenzene	40	
106-46-7	1,4-Dichlorobenzene	40	
95-50-1	1,2-Dichlorobenzene	39	
95-48-7	2-Methylphenol	45	
108-60-1	2,2'-oxybis(1-Chloropropane)	40	
106-44-5	4-Methylphenol	50	
621-64-7	N-Nitroso-di-n-propylamine	46	
67-72-1	Hexachloroethane	39	
98-95-3	Nitrobenzene	44	
78-59-1	Isophorone	43	
88-75-5	2-Nitrophenol	45	
105-67-9	2,4-Dimethylphenol	52	
120-83-2	2,4-Dichlorophenol	48	
120-82-1	1,2,4-Trichlorobenzene	42	
91-20-3	Naphthalene	37	
106-47-8	4-Chloroaniline	6.3	J
111-91-1	Bis(2-chloroethoxy)methane	40	
87-68-3	Hexachlorobutadiene	43	
59-50-7	4-Chloro-3-methylphenol	48	
91-57-6	2-Methylnaphthalene	42	
77-47-4	Hexachlorocyclopentadiene	26	
88-06-2	2,4,6-Trichlorophenol	57	
95-95-4	2,4,5-Trichlorophenol	59	
91-58-7	2-Chloronaphthalene	41	
88-74-4	2-Nitroaniline	53	
131-11-3	Dimethylphthalate	51	
208-96-8	Acenaphthylene	48	
606-20-2	2,6-Dinitrotoluene	50	
99-09-2	3-Nitroaniline	11	J
83-32-9	Acenaphthene	48	
51-28-5	2,4-Dinitrophenol	41	
100-02-7	4-Nitrophenol	46	
132-64-9	Dibenzofuran	50	
121-14-2	2,4-Dinitrotoluene	50	

1E - FORM I SV-2

SEMIVOLATILE ORGANICS ANALYSIS DATA SHEET

CLIENT SAMPLE NO.

690-TUNNEL-DMSD

Lab Name: MITKEM LABORATORIES Contract:

Lab Code: MITKEM Case No.: H1886 Mod. Ref No.: SDG No.: SH1886

Matrix: (SOIL/SED/WATER) WATER Lab Sample ID: H1886-01BMSD

Sample wt/vol: 500 (g/mL) ML Lab File ID: S3G0449.D

Level: (LOW/MED) LOW Extraction: (Type) CONT

% Moisture: Decanted: (Y/N) Date Received: 09/26/2009

Concentrated Extract Volume: 500 (uL) Date Extracted: 09/30/2009

Injection Volume: 1.0 (uL) GPC Factor: 1.00 Date Analyzed: 10/02/2009

GPC Cleanup: (Y/N) N pH: Dilution Factor: 1.0

CAS NO.	COMPOUND	CONCENTRATION UNITS: (ug/L or ug/Kg) UG/L	Q
84-66-2	Diethylphthalate	51	
7005-72-3	4-Chlorophenyl-phenylether	49	
86-73-7	Fluorene	49	
100-01-6	4-Nitroaniline	22	
534-52-1	4,6-Dinitro-2-methylphenol	34	
86-30-6	N-Nitrosodiphenylamine	44	
101-55-3	4-Bromophenyl-phenylether	50	
118-74-1	Hexachlorobenzene	48	
87-86-5	Pentachlorophenol	74	
85-01-8	Phenanthrene	47	
120-12-7	Anthracene	47	
86-74-8	Carbazole	48	
84-74-2	Di-n-butylphthalate	45	
206-44-0	Fluoranthene	45	
129-00-0	Pyrene	47	
85-68-7	Butylbenzylphthalate	41	
91-94-1	3,3'-Dichlorobenzidine	10	U
56-55-3	Benzo(a)anthracene	42	
218-01-9	Chrysene	37	
117-81-7	Bis(2-ethylhexyl)phthalate	30	
117-84-0	Di-n-octylphthalate	30	
205-99-2	Benzo(b)fluoranthene	44	
207-08-9	Benzo(k)fluoranthene	34	
50-32-8	Benzo(a)pyrene	37	
193-39-5	Indeno(1,2,3-cd)pyrene	44	
53-70-3	Dibenzo(a,h)anthracene	44	
191-24-2	Benzo(g,h,i)perylene	44	

1G - FORM I PEST

PESTICIDE ORGANICS ANALYSIS DATA SHEET

EPA SAMPLE NO.

690-TUNNEL-D

Lab Name: MITKEM LABORATORIES Contract:

Lab Code: MITKEM Case No.: H1886 Mod. Ref No.: SDG No.: SH1886

Matrix: (SOIL/SED/WATER) WATER Lab Sample ID: H1886-01B

Sample wt/vol: 1000 (g/mL) ML Lab File ID: E4F1899F.D/E4F1899R.D

% Moisture: Decanted: (Y/N) Date Received: 09/26/2009

Extraction: (Type) SEPF Date Extracted: 09/30/2009

Concentrated Extract Volume: 10000 (uL) Date Analyzed: 10/02/2009

Injection Volume: 1.0 (uL) GPC Factor: 1.00 Dilution Factor: 1.0

GPC Cleanup: (Y/N) N pH: Sulfur Cleanup: (Y/N) Y

CAS NO.	COMPOUND	CONCENTRATION UNITS: (ug/L or ug/Kg) UG/L	Q
319-84-6	alpha-BHC	0.050	U
319-85-7	beta-BHC	0.050	U
319-86-8	delta-BHC	0.050	U
58-89-9	gamma-BHC (Lindane)	0.050	U
76-44-8	Heptachlor	0.050	U
309-00-2	Aldrin	0.050	U
1024-57-3	Heptachlor epoxide	0.050	U
959-98-8	Endosulfan I	0.050	U
60-57-1	Dieldrin	~~0.17~~ .32	P
72-55-9	4,4´-DDE	0.10	U
72-20-8	Endrin	0.10	U
33213-65-9	Endosulfan II	0.10	U
72-54-8	4,4´-DDD	0.10	U
1031-07-8	Endosulfan sulfate	0.10	U
50-29-3	4,4´-DDT	~~0.38~~ .44	
72-43-5	Methoxychlor	0.50	U
53494-70-5	Endrin ketone	0.10	U
7421-93-4	Endrin aldehyde	0.10	U
5103-71-9	alpha-Chlordane	0.050	U
5103-74-2	gamma-Chlordane	0.050	U
8001-35-2	Toxaphene	5.0	U

1G - FORM I PEST

PESTICIDE ORGANICS ANALYSIS DATA SHEET

EPA SAMPLE NO.

690-ELEV-O

Lab Name: MITKEM LABORATORIES Contract:

Lab Code: MITKEM Case No.: H1886 Mod. Ref No.: SDG No.: SH1886

Matrix: (SOIL/SED/WATER) WATER Lab Sample ID: H1886-02B

Sample wt/vol: 1000 (g/mL) ML Lab File ID: E4F1902F.D/E4F1902R.D

% Moisture: Decanted: (Y/N) Date Received: 09/26/2009

Extraction: (Type) SEPF Date Extracted: 09/30/2009

Concentrated Extract Volume: 10000 (uL) Date Analyzed: 10/02/2009

Injection Volume: 1.0 (uL) GPC Factor: 1.00 Dilution Factor: 1.0

GPC Cleanup: (Y/N) N pH: Sulfur Cleanup: (Y/N) Y

CAS NO.	COMPOUND	CONCENTRATION UNITS: (ug/L or ug/Kg) UG/L	Q
319-84-6	alpha-BHC	0.050	U
319-85-7	beta-BHC	0.050	U
319-86-8	delta-BHC	0.050	U
58-89-9	gamma-BHC (Lindane)	0.050	U
76-44-8	Heptachlor	0.050	U
309-00-2	Aldrin	0.050	U
1024-57-3	Heptachlor epoxide	0.050	U
959-98-8	Endosulfan I	0.050	U
60-57-1	Dieldrin	0.10	U
72-55-9	4,4´-DDE	0.10	U
72-20-8	Endrin	0.10	U
33213-65-9	Endosulfan II	0.10	U
72-54-8	4,4´-DDD	0.10	U
1031-07-8	Endosulfan sulfate	0.10	U
50-29-3	4,4´-DDT	0.10	U
72-43-5	Methoxychlor	0.50	U
53494-70-5	Endrin ketone	0.10	U
7421-93-4	Endrin aldehyde	0.10	U
5103-71-9	alpha-Chlordane	0.050	U
5103-74-2	gamma-Chlordane	0.050	U
8001-35-2	Toxaphene	5.0	U

1G - FORM I PEST

PESTICIDE ORGANICS ANALYSIS DATA SHEET

EPA SAMPLE NO.

690-ELEV-D

Lab Name: MITKEM LABORATORIES Contract:

Lab Code: MITKEM Case No.: H1886 Mod. Ref No.: SDG No.: SH1886

Matrix: (SOIL/SED/WATER) WATER Lab Sample ID: H1886-03B

Sample wt/vol: 1000 (g/mL) ML Lab File ID: E4F1903F.D/E4F1903R.D

% Moisture: Decanted: (Y/N) Date Received: 09/26/2009

Extraction: (Type) SEPF Date Extracted: 09/30/2009

Concentrated Extract Volume: 10000 (uL) Date Analyzed: 10/02/2009

Injection Volume: 1.0 (uL) GPC Factor: 1.00 Dilution Factor: 1.0

GPC Cleanup: (Y/N) N pH: Sulfur Cleanup: (Y/N) Y

CAS NO.	COMPOUND	CONCENTRATION UNITS: (ug/L or ug/Kg) UG/L	Q
319-84-6	alpha-BHC	0.050	U
319-85-7	beta-BHC	0.050	U
319-86-8	delta-BHC	0.050	U
58-89-9	gamma-BHC (Lindane)	0.050	U
76-44-8	Heptachlor	0.050	U
309-00-2	Aldrin	0.050	U
1024-57-3	Heptachlor epoxide	0.050	U
959-98-8	Endosulfan I	0.050	U
60-57-1	Dieldrin	0.10	U
72-55-9	4,4´-DDE	0.10	U
72-20-8	Endrin	0.10	U
33213-65-9	Endosulfan II	0.10	U
72-54-8	4,4´-DDD	0.10	U
1031-07-8	Endosulfan sulfate	0.10	U
50-29-3	4,4´-DDT	0.10	U
72-43-5	Methoxychlor	0.50	U
53494-70-5	Endrin ketone	0.10	U
7421-93-4	Endrin aldehyde	0.10	U
5103-71-9	alpha-Chlordane	0.050	U
5103-74-2	gamma-Chlordane	0.050	U
8001-35-2	Toxaphene	5.0	U

1G - FORM I PEST

PESTICIDE ORGANICS ANALYSIS DATA SHEET

EPA SAMPLE NO.

690-125K-O

Lab Name: MITKEM LABORATORIES Contract:

Lab Code: MITKEM Case No.: H1886 Mod. Ref No.: SDG No.: SH1886

Matrix: (SOIL/SED/WATER) WATER Lab Sample ID: H1886-05B

Sample wt/vol: 1000 (g/mL) ML Lab File ID: E4F1904F.D/E4F1904R.D

% Moisture: Decanted: (Y/N) Date Received: 09/26/2009

Extraction: (Type) SEPF Date Extracted: 09/30/2009

Concentrated Extract Volume: 10000 (uL) Date Analyzed: 10/02/2009

Injection Volume: 1.0 (uL) GPC Factor: 1.00 Dilution Factor: 1.0

GPC Cleanup: (Y/N) N pH: Sulfur Cleanup: (Y/N) Y

CAS NO.	COMPOUND	CONCENTRATION UNITS: (ug/L or ug/Kg) UG/L	Q
319-84-6	alpha-BHC	0.050	U
319-85-7	beta-BHC	0.050	U
319-86-8	delta-BHC	0.050	U
58-89-9	gamma-BHC (Lindane)	0.050	U
76-44-8	Heptachlor	0.050	U
309-00-2	Aldrin	0.050	U
1024-57-3	Heptachlor epoxide	0.050	U
959-98-8	Endosulfan I	0.050	U
60-57-1	Dieldrin	0.10	U
72-55-9	4,4´-DDE	0.10	U
72-20-8	Endrin	0.10	U
33213-65-9	Endosulfan II	0.10	U
72-54-8	4,4´-DDD	0.10	U
1031-07-8	Endosulfan sulfate	0.10	U
50-29-3	4,4´-DDT	0.10	U
72-43-5	Methoxychlor	0.50	U
53494-70-5	Endrin ketone	0.10	U
7421-93-4	Endrin aldehyde	0.10	U
5103-71-9	alpha-Chlordane	0.050	U
5103-74-2	gamma-Chlordane	0.050	U
8001-35-2	Toxaphene	5.0	U

1G - FORM I PEST

PESTICIDE ORGANICS ANALYSIS DATA SHEET

EPA SAMPLE NO.

FB092409

Lab Name: MITKEM LABORATORIES Contract:

Lab Code: MITKEM Case No.: H1886 Mod. Ref No.: SDG No.: SH1886

Matrix: (SOIL/SED/WATER) WATER Lab Sample ID: H1886-08B

Sample wt/vol: 1000 (g/mL) ML Lab File ID: E4F1905F.D/E4F1905R.D

% Moisture: Decanted: (Y/N) Date Received: 09/26/2009

Extraction: (Type) SEPF Date Extracted: 09/30/2009

Concentrated Extract Volume: 10000 (uL) Date Analyzed: 10/02/2009

Injection Volume: 1.0 (uL) GPC Factor: 1.00 Dilution Factor: 1.0

GPC Cleanup: (Y/N) N pH: Sulfur Cleanup: (Y/N) Y

CAS NO.	COMPOUND	CONCENTRATION UNITS: (ug/L or ug/Kg) UG/L	Q
319-84-6	alpha-BHC	0.050	U
319-85-7	beta-BHC	0.050	U
319-86-8	delta-BHC	0.050	U
58-89-9	gamma-BHC (Lindane)	0.050	U
76-44-8	Heptachlor	0.050	U
309-00-2	Aldrin	0.050	U
1024-57-3	Heptachlor epoxide	0.050	U
959-98-8	Endosulfan I	0.050	U
60-57-1	Dieldrin	0.10	U
72-55-9	4,4´-DDE	0.10	U
72-20-8	Endrin	0.10	U
33213-65-9	Endosulfan II	0.10	U
72-54-8	4,4´-DDD	0.10	U
1031-07-8	Endosulfan sulfate	0.10	U
50-29-3	4,4´-DDT	0.10	U
72-43-5	Methoxychlor	0.50	U
53494-70-5	Endrin ketone	0.10	U
7421-93-4	Endrin aldehyde	0.10	U
5103-71-9	alpha-Chlordane	0.050	U
5103-74-2	gamma-Chlordane	0.050	U
8001-35-2	Toxaphene	5.0	U

1G - FORM I PEST

PESTICIDE ORGANICS ANALYSIS DATA SHEET

EPA SAMPLE NO.

PBLK4F

Lab Name: MITKEM LABORATORIES Contract:

Lab Code: MITKEM Case No.: H1886 Mod. Ref No.: SDG No.: SH1886

Matrix: (SOIL/SED/WATER) WATER Lab Sample ID: MB-46446

Sample wt/vol: 1000 (g/mL) ML Lab File ID: E4F1897F.D/E4F1897R.D

% Moisture: Decanted: (Y/N) Date Received:

Extraction: (Type) SEPF Date Extracted: 09/30/2009

Concentrated Extract Volume: 10000 (uL) Date Analyzed: 10/02/2009

Injection Volume: 1.0 (uL) GPC Factor: 1.00 Dilution Factor: 1.0

GPC Cleanup: (Y/N) N pH: Sulfur Cleanup: (Y/N) Y

CAS NO.	COMPOUND	CONCENTRATION UNITS: (ug/L or ug/Kg) UG/L	Q
319-84-6	alpha-BHC	0.050	U
319-85-7	beta-BHC	0.050	U
319-86-8	delta-BHC	0.050	U
58-89-9	gamma-BHC (Lindane)	0.050	U
76-44-8	Heptachlor	0.050	U
309-00-2	Aldrin	0.050	U
1024-57-3	Heptachlor epoxide	0.050	U
959-98-8	Endosulfan I	0.050	U
60-57-1	Dieldrin	0.10	U
72-55-9	4,4'-DDE	0.10	U
72-20-8	Endrin	0.10	U
33213-65-9	Endosulfan II	0.10	U
72-54-8	4,4'-DDD	0.10	U
1031-07-8	Endosulfan sulfate	0.10	U
50-29-3	4,4'-DDT	0.10	U
72-43-5	Methoxychlor	0.50	U
53494-70-5	Endrin ketone	0.10	U
7421-93-4	Endrin aldehyde	0.10	U
5103-71-9	alpha-Chlordane	0.050	U
5103-74-2	gamma-Chlordane	0.050	U
8001-35-2	Toxaphene	5.0	U

1G - FORM I PEST

PESTICIDE ORGANICS ANALYSIS DATA SHEET

EPA SAMPLE NO.

690-TUNNEL-DMS(1)

Lab Name: MITKEM LABORATORIES Contract:

Lab Code: MITKEM Case No.: H1886 Mod. Ref No.: SDG No.: SH1886

Matrix: (SOIL/SED/WATER) WATER Lab Sample ID: H1886-01BMS

Sample wt/vol: 1000 (g/mL) ML Lab File ID: E4F1900F.D

% Moisture: Decanted: (Y/N) Date Received: 09/26/2009

Extraction: (Type) SEPF Date Extracted: 09/30/2009

Concentrated Extract Volume: 10000 (uL) Date Analyzed: 10/02/2009

Injection Volume: 1.0 (uL) GPC Factor: 1.00 Dilution Factor: 1.0

GPC Cleanup: (Y/N) N pH: Sulfur Cleanup: (Y/N) Y

CAS NO.	COMPOUND	CONCENTRATION UNITS: (ug/L or ug/Kg) UG/L	Q
319-84-6	alpha-BHC	0.17	
319-85-7	beta-BHC	0.12	
319-86-8	delta-BHC	0.27	P
58-89-9	gamma-BHC (Lindane)	0.16	
76-44-8	Heptachlor	0.18	
309-00-2	Aldrin	0.10	
1024-57-3	Heptachlor epoxide	0.41	P
959-98-8	Endosulfan I	0.40	P
60-57-1	Dieldrin	1.2	P
72-55-9	4,4´-DDE	1.4	P
72-20-8	Endrin	0.43	
33213-65-9	Endosulfan II	0.44	P
72-54-8	4,4´-DDD	2.5	EP
1031-07-8	Endosulfan sulfate	0.47	
50-29-3	4,4´-DDT	3.2	E
72-43-5	Methoxychlor	2.9	P
53494-70-5	Endrin ketone	0.49	P
7421-93-4	Endrin aldehyde	0.38	
5103-71-9	alpha-Chlordane	0.69	P
5103-74-2	gamma-Chlordane	0.47	P
8001-35-2	Toxaphene	5.0	U

1G - FORM I PEST

PESTICIDE ORGANICS ANALYSIS DATA SHEET

EPA SAMPLE NO.

690-TUNNEL-DMS(2)

Lab Name: MITKEM LABORATORIES Contract:

Lab Code: MITKEM Case No.: H1886 Mod. Ref No.: SDG No.: SH1886

Matrix: (SOIL/SED/WATER) WATER Lab Sample ID: H1886-01BMS

Sample wt/vol: 1000 (g/mL) ML Lab File ID: E4F1900R.D

% Moisture: Decanted: (Y/N) Date Received: 09/26/2009

Extraction: (Type) SEPF Date Extracted: 09/30/2009

Concentrated Extract Volume: 10000 (uL) Date Analyzed: 10/02/2009

Injection Volume: 1.0 (uL) GPC Factor: 1.00 Dilution Factor: 1.0

GPC Cleanup: (Y/N) N pH: Sulfur Cleanup: (Y/N) Y

CAS NO.	COMPOUND	CONCENTRATION UNITS: (ug/L or ug/Kg) UG/L	Q
319-84-6	alpha-BHC	0.14	
319-85-7	beta-BHC	0.17	
319-86-8	delta-BHC	0.16	P
58-89-9	gamma-BHC (Lindane)	0.15	
76-44-8	Heptachlor	0.14	
309-00-2	Aldrin	0.12	
1024-57-3	Heptachlor epoxide	1.2	EP
959-98-8	Endosulfan I	0.20	P
60-57-1	Dieldrin	0.43	P
72-55-9	4,4´-DDE	0.42	P
72-20-8	Endrin	0.49	
33213-65-9	Endosulfan II	2.3	EP
72-54-8	4,4´-DDD	0.29	P
1031-07-8	Endosulfan sulfate	0.54	
50-29-3	4,4´-DDT	2.8	E
72-43-5	Methoxychlor	1.6	P
53494-70-5	Endrin ketone	0.30	P
7421-93-4	Endrin aldehyde	0.31	
5103-71-9	alpha-Chlordane	0.11	P
5103-74-2	gamma-Chlordane	1.2	EP
8001-35-2	Toxaphene	5.0	U

1G - FORM I PEST

PESTICIDE ORGANICS ANALYSIS DATA SHEET

EPA SAMPLE NO.

690-TUNNEL-DMSD(1)

Lab Name: MITKEM LABORATORIES Contract:

Lab Code: MITKEM Case No.: H1886 Mod. Ref No.: SDG No.: SH1886

Matrix: (SOIL/SED/WATER) WATER Lab Sample ID: H1886-01BMSD

Sample wt/vol: 1000 (g/mL) ML Lab File ID: E4F1901F.D

% Moisture: Decanted: (Y/N) Date Received: 09/26/2009

Extraction: (Type) SEPF Date Extracted: 09/30/2009

Concentrated Extract Volume: 10000 (uL) Date Analyzed: 10/02/2009

Injection Volume: 1.0 (uL) GPC Factor: 1.00 Dilution Factor: 1.0

GPC Cleanup: (Y/N) N pH: Sulfur Cleanup: (Y/N) Y

CAS NO.	COMPOUND	CONCENTRATION UNITS: (ug/L or ug/Kg) UG/L	Q
319-84-6	alpha-BHC	0.17	
319-85-7	beta-BHC	0.13	
319-86-8	delta-BHC	0.20	
58-89-9	gamma-BHC (Lindane)	0.15	
76-44-8	Heptachlor	0.16	
309-00-2	Aldrin	0.10	
1024-57-3	Heptachlor epoxide	0.21	P
959-98-8	Endosulfan I	0.20	
60-57-1	Dieldrin	0.61	P
72-55-9	4,4´-DDE	0.58	P
72-20-8	Endrin	0.35	
33213-65-9	Endosulfan II	0.37	P
72-54-8	4,4´-DDD	0.99	P
1031-07-8	Endosulfan sulfate	0.47	P
50-29-3	4,4´-DDT	1.2	
72-43-5	Methoxychlor	2.3	P
53494-70-5	Endrin ketone	0.41	P
7421-93-4	Endrin aldehyde	0.33	
5103-71-9	alpha-Chlordane	0.14	
5103-74-2	gamma-Chlordane	0.28	P
8001-35-2	Toxaphene	5.0	U

1G - FORM I PEST

PESTICIDE ORGANICS ANALYSIS DATA SHEET

EPA SAMPLE NO.

690-TUNNEL-DMSD(2)

Lab Name: MITKEM LABORATORIES Contract:

Lab Code: MITKEM Case No.: H1886 Mod. Ref No.: SDG No.: SH1886

Matrix: (SOIL/SED/WATER) WATER Lab Sample ID: H1886-01BMSD

Sample wt/vol: 1000 (g/mL) ML Lab File ID: E4F1901R.D

% Moisture: Decanted: (Y/N) Date Received: 09/26/2009

Extraction: (Type) SEPF Date Extracted: 09/30/2009

Concentrated Extract Volume: 10000 (uL) Date Analyzed: 10/02/2009

Injection Volume: 1.0 (uL) GPC Factor: 1.00 Dilution Factor: 1.0

GPC Cleanup: (Y/N) N pH: Sulfur Cleanup: (Y/N) Y

CAS NO.	COMPOUND	CONCENTRATION UNITS: (ug/L or ug/Kg) UG/L	Q
319-84-6	alpha-BHC	0.14	
319-85-7	beta-BHC	0.15	
319-86-8	delta-BHC	0.18	
58-89-9	gamma-BHC (Lindane)	0.16	
76-44-8	Heptachlor	0.13	
309-00-2	Aldrin	0.10	
1024-57-3	Heptachlor epoxide	0.39	P
959-98-8	Endosulfan I	0.15	
60-57-1	Dieldrin	0.29	P
72-55-9	4,4´-DDE	0.23	P
72-20-8	Endrin	0.33	
33213-65-9	Endosulfan II	0.87	P
72-54-8	4,4´-DDD	0.28	P
1031-07-8	Endosulfan sulfate	0.30	P
50-29-3	4,4´-DDT	0.99	
72-43-5	Methoxychlor	1.6	P
53494-70-5	Endrin ketone	0.29	P
7421-93-4	Endrin aldehyde	0.26	
5103-71-9	alpha-Chlordane	0.10	
5103-74-2	gamma-Chlordane	0.40	P
8001-35-2	Toxaphene	5.0	U

1G - FORM I PEST

PESTICIDE ORGANICS ANALYSIS DATA SHEET

EPA SAMPLE NO.

PLCS4F(1)

Lab Name: MITKEM LABORATORIES Contract:

Lab Code: MITKEM Case No.: H1886 Mod. Ref No.: SDG No.: SH1886

Matrix: (SOIL/SED/WATER) WATER Lab Sample ID: LCS-46446

Sample wt/vol: 1000 (g/mL) ML Lab File ID: E4F1898F.D

% Moisture: Decanted: (Y/N) Date Received:

Extraction: (Type) SEPF Date Extracted: 09/30/2009

Concentrated Extract Volume: 10000 (uL) Date Analyzed: 10/02/2009

Injection Volume: 1.0 (uL) GPC Factor: 1.00 Dilution Factor: 1.0

GPC Cleanup: (Y/N) N pH: Sulfur Cleanup: (Y/N) Y

CAS NO.	COMPOUND	CONCENTRATION UNITS: (ug/L or ug/Kg) UG/L	Q
319-84-6	alpha-BHC	0.18	
319-85-7	beta-BHC	0.18	
319-86-8	delta-BHC	0.19	
58-89-9	gamma-BHC (Lindane)	0.18	
76-44-8	Heptachlor	0.14	
309-00-2	Aldrin	0.12	
1024-57-3	Heptachlor epoxide	0.18	
959-98-8	Endosulfan I	0.18	
60-57-1	Dieldrin	0.38	
72-55-9	4,4´-DDE	0.33	
72-20-8	Endrin	0.39	
33213-65-9	Endosulfan II	0.39	
72-54-8	4,4´-DDD	0.39	
1031-07-8	Endosulfan sulfate	0.39	
50-29-3	4,4´-DDT	0.36	
72-43-5	Methoxychlor	1.9	
53494-70-5	Endrin ketone	0.40	
7421-93-4	Endrin aldehyde	0.31	
5103-71-9	alpha-Chlordane	0.16	
5103-74-2	gamma-Chlordane	0.16	
8001-35-2	Toxaphene	5.0	U

1G - FORM I PEST

PESTICIDE ORGANICS ANALYSIS DATA SHEET

EPA SAMPLE NO.

PLCS4F(2)

Lab Name: MITKEM LABORATORIES Contract:

Lab Code: MITKEM Case No.: H1886 Mod. Ref No.: SDG No.: SH1886

Matrix: (SOIL/SED/WATER) WATER Lab Sample ID: LCS-46446

Sample wt/vol: 1000 (g/mL) ML Lab File ID: E4F1898R.D

% Moisture: Decanted: (Y/N) Date Received:

Extraction: (Type) SEPF Date Extracted: 09/30/2009

Concentrated Extract Volume: 10000 (uL) Date Analyzed: 10/02/2009

Injection Volume: 1.0 (uL) GPC Factor: 1.00 Dilution Factor: 1.0

GPC Cleanup: (Y/N) N pH: Sulfur Cleanup: (Y/N) Y

CAS NO.	COMPOUND	CONCENTRATION UNITS: (ug/L or ug/Kg) UG/L	Q
319-84-6	alpha-BHC	0.17	
319-85-7	beta-BHC	0.19	
319-86-8	delta-BHC	0.19	
58-89-9	gamma-BHC (Lindane)	0.18	
76-44-8	Heptachlor	0.14	
309-00-2	Aldrin	0.12	
1024-57-3	Heptachlor epoxide	0.18	
959-98-8	Endosulfan I	0.19	
60-57-1	Dieldrin	0.39	
72-55-9	4,4´-DDE	0.35	
72-20-8	Endrin	0.39	
33213-65-9	Endosulfan II	0.41	
72-54-8	4,4´-DDD	0.39	
1031-07-8	Endosulfan sulfate	0.40	
50-29-3	4,4´-DDT	0.38	
72-43-5	Methoxychlor	1.9	
53494-70-5	Endrin ketone	0.41	
7421-93-4	Endrin aldehyde	0.31	
5103-71-9	alpha-Chlordane	0.17	
5103-74-2	gamma-Chlordane	0.17	
8001-35-2	Toxaphene	5.0	U

1H - FORM I ARO

AROCLOR ORGANICS ANALYSIS DATA SHEET

CLIENT SAMPLE NO.

690-TUNNEL-D

Lab Name: MITKEM LABORATORIES Contract:

Lab Code: MITKEM Case No.: H1886 Mod. Ref No.: SDG No.: SH1886

Matrix: (SOIL/SED/WATER) WATER Lab Sample ID: H1886-01B

Sample wt/vol: 1000 (g/mL) ML Lab File ID: E1H8885F.D/E1H8885R.D

% Moisture: Decanted: (Y/N) Date Received: 09/26/2009

Extraction: (Type) SEPF Date Extracted: 09/30/2009

Concentrated Extract Volume: 10000 (uL) Date Analyzed: 10/02/2009

Injection Volume: 1.0 (uL) GPC Factor: 1.00 Dilution Factor: 1.0

GPC Cleanup: (Y/N) N pH: Sulfur Cleanup: (Y/N) Y

Acid Cleanup: (Y/N) Y

CAS NO.	COMPOUND	CONCENTRATION UNITS: (ug/L or ug/Kg) UG/L	Q
12674-11-2	Aroclor-1016	1.0	U
11104-28-2	Aroclor-1221	1.0	U
11141-16-5	Aroclor-1232	1.0	U
53469-21-9	Aroclor-1242	1.0	U
12672-29-6	Aroclor-1248	1.0	U
11097-69-1	Aroclor-1254	7.2	
11096-82-5	Aroclor-1260	1.0	U

1H - FORM I ARO

AROCLOR ORGANICS ANALYSIS DATA SHEET

CLIENT SAMPLE NO.

690-ELEV-O

Lab Name: MITKEM LABORATORIES Contract:

Lab Code: MITKEM Case No.: H1886 Mod. Ref No.: SDG No.: SH1886

Matrix: (SOIL/SED/WATER) WATER Lab Sample ID: H1886-02B

Sample wt/vol: 1000 (g/mL) ML Lab File ID: E1H8888F.D/E1H8888R.D

% Moisture: Decanted: (Y/N) Date Received: 09/26/2009

Extraction: (Type) SEPF Date Extracted: 09/30/2009

Concentrated Extract Volume: 10000 (uL) Date Analyzed: 10/02/2009

Injection Volume: 1.0 (uL) GPC Factor: 1.00 Dilution Factor: 1.0

GPC Cleanup: (Y/N) N pH: Sulfur Cleanup: (Y/N) Y

Acid Cleanup: (Y/N) Y

CAS NO.	COMPOUND	CONCENTRATION UNITS: (ug/L or ug/Kg) UG/L	Q
12674-11-2	Aroclor-1016	1.0	UJ
11104-28-2	Aroclor-1221	1.0	UJ
11141-16-5	Aroclor-1232	1.0	UJ
53469-21-9	Aroclor-1242	1.0	UJ
12672-29-6	Aroclor-1248	1.0	UJ
11097-69-1	Aroclor-1254	1.0	UJ
11096-82-5	Aroclor-1260	1.0	UJ

1H - FORM I ARO

AROCLOR ORGANICS ANALYSIS DATA SHEET

CLIENT SAMPLE NO.

690-ELEV-D

Lab Name: MITKEM LABORATORIES Contract:

Lab Code: MITKEM Case No.: H1886 Mod. Ref No.: SDG No.: SH1886

Matrix: (SOIL/SED/WATER) WATER Lab Sample ID: H1886-03B

Sample wt/vol: 1000 (g/mL) ML Lab File ID: E1H8889F.D/E1H8889R.D

% Moisture: Decanted: (Y/N) Date Received: 09/26/2009

Extraction: (Type) SEPF Date Extracted: 09/30/2009

Concentrated Extract Volume: 10000 (uL) Date Analyzed: 10/02/2009

Injection Volume: 1.0 (uL) GPC Factor: 1.00 Dilution Factor: 1.0

GPC Cleanup: (Y/N) N pH: Sulfur Cleanup: (Y/N) Y

Acid Cleanup: (Y/N) Y

CAS NO.	COMPOUND	CONCENTRATION UNITS: (ug/L or ug/Kg) UG/L	Q
12674-11-2	Aroclor-1016	1.0	U
11104-28-2	Aroclor-1221	1.0	U
11141-16-5	Aroclor-1232	1.0	U
53469-21-9	Aroclor-1242	1.0	U
12672-29-6	Aroclor-1248	1.0	U
11097-69-1	Aroclor-1254	1.0	U
11096-82-5	Aroclor-1260	1.0	U

1H - FORM I ARO

AROCLOR ORGANICS ANALYSIS DATA SHEET

CLIENT SAMPLE NO.

690-125K-O

Lab Name: MITKEM LABORATORIES Contract:

Lab Code: MITKEM Case No.: H1886 Mod. Ref No.: SDG No.: SH1886

Matrix: (SOIL/SED/WATER) WATER Lab Sample ID: H1886-05B

Sample wt/vol: 1000 (g/mL) ML Lab File ID: E1H8890F.D/E1H8890R.D

% Moisture: Decanted: (Y/N) Date Received: 09/26/2009

Extraction: (Type) SEPF Date Extracted: 09/30/2009

Concentrated Extract Volume: 10000 (uL) Date Analyzed: 10/02/2009

Injection Volume: 1.0 (uL) GPC Factor: 1.00 Dilution Factor: 1.0

GPC Cleanup: (Y/N) N pH: Sulfur Cleanup: (Y/N) Y

Acid Cleanup: (Y/N) Y

CAS NO.	COMPOUND	CONCENTRATION UNITS: (ug/L or ug/Kg) UG/L	Q
12674-11-2	Aroclor-1016	1.0	U
11104-28-2	Aroclor-1221	1.0	U
11141-16-5	Aroclor-1232	1.0	U
53469-21-9	Aroclor-1242	1.0	U
12672-29-6	Aroclor-1248	1.0	U
11097-69-1	Aroclor-1254	1.0	U
11096-82-5	Aroclor-1260	1.0	U

1H - FORM I ARO

AROCLOR ORGANICS ANALYSIS DATA SHEET

CLIENT SAMPLE NO.

FB092409

Lab Name: MITKEM LABORATORIES Contract:

Lab Code: MITKEM Case No.: H1886 Mod. Ref No.: SDG No.: SH1886

Matrix: (SOIL/SED/WATER) WATER Lab Sample ID: H1886-08B

Sample wt/vol: 1000 (g/mL) ML Lab File ID: E1H8891F.D/E1H8891R.D

% Moisture: Decanted: (Y/N) Date Received: 09/26/2009

Extraction: (Type) SEPF Date Extracted: 09/30/2009

Concentrated Extract Volume: 10000 (uL) Date Analyzed: 10/02/2009

Injection Volume: 1.0 (uL) GPC Factor: 1.00 Dilution Factor: 1.0

GPC Cleanup: (Y/N) N pH: Sulfur Cleanup: (Y/N) Y

Acid Cleanup: (Y/N) Y

CAS NO.	COMPOUND	CONCENTRATION UNITS: (ug/L or ug/Kg) UG/L	Q
12674-11-2	Aroclor-1016	1.0	U
11104-28-2	Aroclor-1221	1.0	U
11141-16-5	Aroclor-1232	1.0	U
53469-21-9	Aroclor-1242	1.0	U
12672-29-6	Aroclor-1248	1.0	U
11097-69-1	Aroclor-1254	1.0	U
11096-82-5	Aroclor-1260	1.0	U

1H - FORM I ARO

AROCLOR ORGANICS ANALYSIS DATA SHEET

CLIENT SAMPLE NO.

ABLK1J

Lab Name: MITKEM LABORATORIES Contract:

Lab Code: MITKEM Case No.: H1886 Mod. Ref No.: SDG No.: SH1886

Matrix: (SOIL/SED/WATER) WATER Lab Sample ID: MB-46447

Sample wt/vol: 1000 (g/mL) ML Lab File ID: E1H8883F.D/E1H8883R.D

% Moisture: Decanted: (Y/N) Date Received:

Extraction: (Type) SEPF Date Extracted: 09/30/2009

Concentrated Extract Volume: 10000 (uL) Date Analyzed: 10/02/2009

Injection Volume: 1.0 (uL) GPC Factor: 1.00 Dilution Factor: 1.0

GPC Cleanup: (Y/N) N pH: Sulfur Cleanup: (Y/N) Y

Acid Cleanup: (Y/N) Y

CAS NO.	COMPOUND	CONCENTRATION UNITS: (ug/L or ug/Kg) UG/L	Q
12674-11-2	Aroclor-1016	1.0	U
11104-28-2	Aroclor-1221	1.0	U
11141-16-5	Aroclor-1232	1.0	U
53469-21-9	Aroclor-1242	1.0	U
12672-29-6	Aroclor-1248	1.0	U
11097-69-1	Aroclor-1254	1.0	U
11096-82-5	Aroclor-1260	1.0	U

1H - FORM I ARO

AROCLOR ORGANICS ANALYSIS DATA SHEET

CLIENT SAMPLE NO.

ALCS1J(1)

Lab Name: MITKEM LABORATORIES Contract:

Lab Code: MITKEM Case No.: H1886 Mod. Ref No.: SDG No.: SH1886

Matrix: (SOIL/SED/WATER) WATER Lab Sample ID: LCS-46447

Sample wt/vol: 1000 (g/mL) ML Lab File ID: E1H8884F.D

% Moisture: Decanted: (Y/N) Date Received:

Extraction: (Type) SEPF Date Extracted: 09/30/2009

Concentrated Extract Volume: 10000 (uL) Date Analyzed: 10/02/2009

Injection Volume: 1.0 (uL) GPC Factor: 1.00 Dilution Factor: 1.0

GPC Cleanup: (Y/N) N pH: Sulfur Cleanup: (Y/N) Y

Acid Cleanup: (Y/N) Y

CAS NO.	COMPOUND	CONCENTRATION UNITS: (ug/L or ug/Kg) UG/L	Q
12674-11-2	Aroclor-1016	4.5	
11104-28-2	Aroclor-1221	1.0	U
11141-16-5	Aroclor-1232	1.0	U
53469-21-9	Aroclor-1242	1.0	U
12672-29-6	Aroclor-1248	1.0	U
11097-69-1	Aroclor-1254	1.0	U
11096-82-5	Aroclor-1260	4.7	

1H - FORM I ARO

AROCLOR ORGANICS ANALYSIS DATA SHEET

CLIENT SAMPLE NO.

ALCS1J(2)

Lab Name: MITKEM LABORATORIES Contract:

Lab Code: MITKEM Case No.: H1886 Mod. Ref No.: SDG No.: SH1886

Matrix: (SOIL/SED/WATER) WATER Lab Sample ID: LCS-46447

Sample wt/vol: 1000 (g/mL) ML Lab File ID: E1H8884R.D

% Moisture: Decanted: (Y/N) Date Received:

Extraction: (Type) SEPF Date Extracted: 09/30/2009

Concentrated Extract Volume: 10000 (uL) Date Analyzed: 10/02/2009

Injection Volume: 1.0 (uL) GPC Factor: 1.00 Dilution Factor: 1.0

GPC Cleanup: (Y/N) N pH: Sulfur Cleanup: (Y/N) Y

Acid Cleanup: (Y/N) Y

CAS NO.	COMPOUND	CONCENTRATION UNITS: (ug/L or ug/Kg) UG/L	Q
12674-11-2	Aroclor-1016	4.4	
11104-28-2	Aroclor-1221	1.0	U
11141-16-5	Aroclor-1232	1.0	U
53469-21-9	Aroclor-1242	1.0	U
12672-29-6	Aroclor-1248	1.0	U
11097-69-1	Aroclor-1254	1.0	U
11096-82-5	Aroclor-1260	4.7	

1H - FORM I ARO

AROCLOR ORGANICS ANALYSIS DATA SHEET

CLIENT SAMPLE NO.

690-TUNNEL-DMS(1)

Lab Name: MITKEM LABORATORIES Contract:

Lab Code: MITKEM Case No.: H1886 Mod. Ref No.: SDG No.: SH1886

Matrix: (SOIL/SED/WATER) WATER Lab Sample ID: H1886-01BMS

Sample wt/vol: 1000 (g/mL) ML Lab File ID: E1H8886F.D

% Moisture: Decanted: (Y/N) Date Received: 09/26/2009

Extraction: (Type) SEPF Date Extracted: 09/30/2009

Concentrated Extract Volume: 10000 (uL) Date Analyzed: 10/02/2009

Injection Volume: 1.0 (uL) GPC Factor: 1.00 Dilution Factor: 1.0

GPC Cleanup: (Y/N) N pH: Sulfur Cleanup: (Y/N) Y

Acid Cleanup: (Y/N) Y

CAS NO.	COMPOUND	CONCENTRATION UNITS: (ug/L or ug/Kg) UG/L	Q
12674-11-2	Aroclor-1016	4.9	
11104-28-2	Aroclor-1221	1.0	U
11141-16-5	Aroclor-1232	1.0	U
53469-21-9	Aroclor-1242	1.0	U
12672-29-6	Aroclor-1248	1.0	U
11097-69-1	Aroclor-1254	12	
11096-82-5	Aroclor-1260	11	

1H - FORM I ARO

AROCLOR ORGANICS ANALYSIS DATA SHEET

CLIENT SAMPLE NO.

690-TUNNEL-DMS(2)

Lab Name: MITKEM LABORATORIES Contract:

Lab Code: MITKEM Case No.: H1886 Mod. Ref No.: SDG No.: SH1886

Matrix: (SOIL/SED/WATER) WATER Lab Sample ID: H1886-01BMS

Sample wt/vol: 1000 (g/mL) ML Lab File ID: E1H8886R.D

% Moisture: Decanted: (Y/N) Date Received: 09/26/2009

Extraction: (Type) SEPF Date Extracted: 09/30/2009

Concentrated Extract Volume: 10000 (uL) Date Analyzed: 10/02/2009

Injection Volume: 1.0 (uL) GPC Factor: 1.00 Dilution Factor: 1.0

GPC Cleanup: (Y/N) N pH: Sulfur Cleanup: (Y/N) Y

Acid Cleanup: (Y/N) Y

CAS NO.	COMPOUND	CONCENTRATION UNITS: (ug/L or ug/Kg) UG/L	Q
12674-11-2	Aroclor-1016	5.2	
11104-28-2	Aroclor-1221	1.0	U
11141-16-5	Aroclor-1232	1.0	U
53469-21-9	Aroclor-1242	1.0	U
12672-29-6	Aroclor-1248	1.0	U
11097-69-1	Aroclor-1254	14	
11096-82-5	Aroclor-1260	10	

1H - FORM I ARO

AROCLOR ORGANICS ANALYSIS DATA SHEET

CLIENT SAMPLE NO.
690-TUNNEL-DMSD(1)

Lab Name: MITKEM LABORATORIES Contract:

Lab Code: MITKEM Case No.: H1886 Mod. Ref No.: SDG No.: SH1886

Matrix: (SOIL/SED/WATER) WATER Lab Sample ID: H1886-01BMSD

Sample wt/vol: 1000 (g/mL) ML Lab File ID: E1H8887F.D

% Moisture: Decanted: (Y/N) Date Received: 09/26/2009

Extraction: (Type) SEPF Date Extracted: 09/30/2009

Concentrated Extract Volume: 10000 (uL) Date Analyzed: 10/02/2009

Injection Volume: 1.0 (uL) GPC Factor: 1.00 Dilution Factor: 1.0

GPC Cleanup: (Y/N) N pH: Sulfur Cleanup: (Y/N) Y

Acid Cleanup: (Y/N) Y

CAS NO.	COMPOUND	CONCENTRATION UNITS: (ug/L or ug/Kg) UG/L	Q
12674-11-2	Aroclor-1016	6.9	
11104-28-2	Aroclor-1221	1.0	U
11141-16-5	Aroclor-1232	1.0	U
53469-21-9	Aroclor-1242	1.0	U
12672-29-6	Aroclor-1248	1.0	U
11097-69-1	Aroclor-1254	24	E
11096-82-5	Aroclor-1260	19	E

1H - FORM I ARO

AROCLOR ORGANICS ANALYSIS DATA SHEET

CLIENT SAMPLE NO.

690-TUNNEL-DMSD(2)

Lab Name: MITKEM LABORATORIES Contract:

Lab Code: MITKEM Case No.: H1886 Mod. Ref No.: SDG No.: SH1886

Matrix: (SOIL/SED/WATER) WATER Lab Sample ID: H1886-01BMSD

Sample wt/vol: 1000 (g/mL) ML Lab File ID: E1H8887R.D

% Moisture: Decanted: (Y/N) Date Received: 09/26/2009

Extraction: (Type) SEPF Date Extracted: 09/30/2009

Concentrated Extract Volume: 10000 (uL) Date Analyzed: 10/02/2009

Injection Volume: 1.0 (uL) GPC Factor: 1.00 Dilution Factor: 1.0

GPC Cleanup: (Y/N) N pH: Sulfur Cleanup: (Y/N) Y

Acid Cleanup: (Y/N) Y

CAS NO.	COMPOUND	CONCENTRATION UNITS: (ug/L or ug/Kg) UG/L	Q
12674-11-2	Aroclor-1016	6.4	
11104-28-2	Aroclor-1221	1.0	U
11141-16-5	Aroclor-1232	1.0	U
53469-21-9	Aroclor-1242	1.0	U
12672-29-6	Aroclor-1248	1.0	U
11097-69-1	Aroclor-1254	26	E
11096-82-5	Aroclor-1260	18	E

U.S. EPA - CLP

1

EPA SAMPLE NO.

INORGANIC ANALYSIS DATA SHEET

690-125K-O

Lab Name: Mitkem Laboratories Contract: 209280

Lab Code: MITKEM Case No.: SAS No.: SDG No.: SH1886

Matrix (soil/water): WATER Lab Sample ID: H1886-05

Level (low/med): MED Date Received: 09/26/2009

% Solids: 0.0

Concentration Units (ug/L or mg/kg dry weight): UG/L

CAS No.	Analyte	Concentration	C	Q	M
7429-90-5	Aluminum	104	B		P
7440-36-0	Antimony	4.2	U		P
7440-38-2	Arsenic	3.1	U		P
7440-39-3	Barium	66.5	B	E	P
7440-41-7	Beryllium	0.037	U		P
7440-43-9	Cadmium	0.50	U		P
7440-70-2	Calcium	45900			P
7440-47-3	Chromium	9.2	B		P
7440-48-4	Cobalt	0.67	U		P
7440-50-8	Copper	183			P
7439-89-6	Iron	702		N*	P
7439-92-1	Lead	23.2		NE	P
7439-95-4	Magnesium	6830		E	P
7439-96-5	Manganese	10.1	B		P
7439-97-6	Mercury	0.095	B		CV
7440-02-0	Nickel	11.1	B		P
7440-09-7	Potassium	48800			P
7782-49-2	Selenium	10.0	U		P
7440-22-4	Silver	2.4	U		P
7440-23-5	Sodium	40900			P
7440-28-0	Thallium	5.7	U	N	P
7440-62-2	Vanadium	0.46	B		P
7440-66-6	Zinc	267		NE	P

Comments:

U.S. EPA - CLP

1

EPA SAMPLE NO.

INORGANIC ANALYSIS DATA SHEET

690-ELEV-D

Lab Name: Mitkem Laboratories Contract: 209280

Lab Code: MITKEM Case No.: SAS No.: SDG No.: SH1886

Matrix (soil/water): WATER Lab Sample ID: H1886-03

Level (low/med): MED Date Received: 09/26/2009

% Solids: 0.0

Concentration Units (ug/L or mg/kg dry weight): UG/L

CAS No.	Analyte	Concentration	C	Q	M
7429-90-5	Aluminum	14.4	B		P
7440-36-0	Antimony	4.2	U		P
7440-38-2	Arsenic	3.1	U		P
7440-39-3	Barium	29.9	B	E	P
7440-41-7	Beryllium	0.037	U		P
7440-43-9	Cadmium	0.68	B		P
7440-70-2	Calcium	29600			P
7440-47-3	Chromium	0.66	B		P
7440-48-4	Cobalt	0.67	U		P
7440-50-8	Copper	11.7	B		P
7439-89-6	Iron	1340		N*	P
7439-92-1	Lead	3.5	B	NE	P
7439-95-4	Magnesium	4700		E	P
7439-96-5	Manganese	170			P
7439-97-6	Mercury	0.056	U		CV
7440-02-0	Nickel	2.4	B		P
7440-09-7	Potassium	18900			P
7782-49-2	Selenium	10.0	U		P
7440-22-4	Silver	2.4	U		P
7440-23-5	Sodium	28800			P
7440-28-0	Thallium	5.7	U	N	P
7440-62-2	Vanadium	0.34	U		P
7440-66-6	Zinc	237		NE	P

Comments:

U.S. EPA - CLP

1

EPA SAMPLE NO.

INORGANIC ANALYSIS DATA SHEET

690-ELEV-O

Lab Name: Mitkem Laboratories Contract: 209280

Lab Code: MITKEM Case No.: SAS No.: SDG No.: SH1886

Matrix (soil/water): WATER Lab Sample ID: H1886-02

Level (low/med): MED Date Received: 09/26/2009

% Solids: 0.0

Concentration Units (ug/L or mg/kg dry weight): UG/L

CAS No.	Analyte	Concentration	C	Q	M
7429-90-5	Aluminum	45.5	B		P
7440-36-0	Antimony	7.3	B		P
7440-38-2	Arsenic	3.1	U		P
7440-39-3	Barium	42.2	B	E	P
7440-41-7	Beryllium	0.037	U		P
7440-43-9	Cadmium	1.0	B		P
7440-70-2	Calcium	34900			P
7440-47-3	Chromium	0.97	B		P
7440-48-4	Cobalt	0.87	B		P
7440-50-8	Copper	12.9	B		P
7439-89-6	Iron	2130		N*	P
7439-92-1	Lead	6.6	B	NE	P
7439-95-4	Magnesium	6190		E	P
7439-96-5	Manganese	247			P
7439-97-6	Mercury	0.056	U		CV
7440-02-0	Nickel	3.1	B		P
7440-09-7	Potassium	24000			P
7782-49-2	Selenium	10.0	U		P
7440-22-4	Silver	2.4	U		P
7440-23-5	Sodium	38500			P
7440-28-0	Thallium	5.7	U	N	P
7440-62-2	Vanadium	0.59	B		P
7440-66-6	Zinc	315		NE	P

Comments:

U.S. EPA - CLP

1

EPA SAMPLE NO.

INORGANIC ANALYSIS DATA SHEET

690-TUNNEL-D

Lab Name: Mitkem Laboratories Contract: 209280

Lab Code: MITKEM Case No.: SAS No.: SDG No.: SH1886

Matrix (soil/water): WATER Lab Sample ID: H1886-01

Level (low/med): MED Date Received: 09/26/2009

% Solids: 0.0

Concentration Units (ug/L or mg/kg dry weight): UG/L

CAS No.	Analyte	Concentration	C	Q	M
7429-90-5	Aluminum	261			P
7440-36-0	Antimony	10.6	B		P
7440-38-2	Arsenic	5.6	B		P
7440-39-3	Barium	276		E	P
7440-41-7	Beryllium	0.059	B		P
7440-43-9	Cadmium	7.1			P
7440-70-2	Calcium	372000			P
7440-47-3	Chromium	4.6	B		P
7440-48-4	Cobalt	4.4	B		P
7440-50-8	Copper	144			P
7439-89-6	Iron	1400		N*	P
7439-92-1	Lead	491		NE	P
7439-95-4	Magnesium	335000		E	P
7439-96-5	Manganese	19.1	B		P
7439-97-6	Mercury	0.065	B		CV
7440-02-0	Nickel	17.4	B		P
7440-09-7	Potassium	450000			P
7782-49-2	Selenium	10.0	U		P
7440-22-4	Silver	2.4	U		P
7440-23-5	Sodium	10100000			P
7440-28-0	Thallium	5.7	U	N	P
7440-62-2	Vanadium	0.34	U		P
7440-66-6	Zinc	1480		NE	P

Comments:

U.S. EPA - CLP

1

EPA SAMPLE NO.

INORGANIC ANALYSIS DATA SHEET

FB092409

Lab Name: Mitkem Laboratories Contract: 209280

Lab Code: MITKEM Case No.: SAS No.: SDG No.: SH1886

Matrix (soil/water): WATER Lab Sample ID: H1886-08

Level (low/med): MED Date Received: 09/26/2009

% Solids: 0.0

Concentration Units (ug/L or mg/kg dry weight): UG/L

CAS No.	Analyte	Concentration	C	Q	M
7429-90-5	Aluminum	12.0	U		P
7440-36-0	Antimony	4.2	U		P
7440-38-2	Arsenic	3.1	U		P
7440-39-3	Barium	33.8	B	E	P
7440-41-7	Beryllium	0.037	U		P
7440-43-9	Cadmium	0.50	U		P
7440-70-2	Calcium	8200			P
7440-47-3	Chromium	0.50	U		P
7440-48-4	Cobalt	0.67	U		P
7440-50-8	Copper	5.4	B		P
7439-89-6	Iron	47.0	U	N*	P
7439-92-1	Lead	2.1	U	NE	P
7439-95-4	Magnesium	1250		E	P
7439-96-5	Manganese	3.5	U		P
7439-97-6	Mercury	0.056	U		CV
7440-02-0	Nickel	0.64	U		P
7440-09-7	Potassium	395	B		P
7782-49-2	Selenium	10.0	U		P
7440-22-4	Silver	2.4	U		P
7440-23-5	Sodium	811	B		P
7440-28-0	Thallium	5.7	U	N	P
7440-62-2	Vanadium	0.34	U		P
7440-66-6	Zinc	9.1	B	NE	P

Comments:

AT	RO	&Analyte	MDL	PQL
A	41	1,1,1,2-Tetrachloroethane	0.28	5
A	21	1,1,1-Trichloroethane	0.18	5
A	49	1,1,2,2-Tetrachloroethane	0.23	5
A	34	1,1,2-Trichloroethane	0.29	5
A	14	1,1-Dichloroethane	0.24	5
A	7	1,1-Dichloroethene	0.64	5
A	22	1,1-Dichloropropene	0.38	5
A	67	1,2,3-Trichlorobenzene	0.45	5
A	51	1,2,3-Trichloropropane	0.72	5
A	65	1,2,4-Trichlorobenzene	0.39	5
A	57	1,2,4-Trimethylbenzene	0.15	5
A	64	1,2-Dibromo-3-chloropropane	0.35	5
A	39	1,2-Dibromoethane	0.31	5
A	63	1,2-Dichlorobenzene	0.24	5
A	24	1,2-Dichloroethane	0.16	5
A	27	1,2-Dichloropropane	0.24	5
A	54	1,3,5-Trimethylbenzene	0.12	5
A	60	1,3-Dichlorobenzene	0.19	5
A	35	1,3-Dichloropropane	0.26	5
A	61	1,4-Dichlorobenzene	0.24	5
A	18	2,2-Dichloropropane	0.22	5
A	16	2-Butanone	2	5
A	53	2-Chlorotoluene	0.3	5
A	37	2-Hexanone	1.1	5
A	55	4-Chlorotoluene	0.43	5
A	59	4-Isopropyltoluene	0.17	5
A	31	4-Methyl-2-pentanone	1.5	5
A	8	Acetone	4.6	5
A	25	Benzene	0.12	5
A	50	Bromobenzene	0.37	5
A	19	Bromochloromethane	0.3	5
A	29	Bromodichloromethane	0.2	5
A	47	Bromoform	0.44	5
A	4	Bromomethane	0.74	5
A	10	Carbon disulfide	0.34	5
A	23	Carbon tetrachloride	0.11	5
A	40	Chlorobenzene	0.23	5
A	5	Chloroethane	0.89	5
A	20	Chloroform	0.3	5
A	2	Chloromethane	0.54	5
A	17	cis-1,2-Dichloroethene	0.34	5
A	30	cis-1,3-Dichloropropene	0.22	5
A	38	Dibromochloromethane	0.2	5
A	28	Dibromomethane	0.26	5
A	1	Dichlorodifluoromethane	0.47	5
A	42	Ethylbenzene	0.23	5
A	66	Hexachlorobutadiene	0.41	5
A	9	Iodomethane	0.37	5
A	48	Isopropylbenzene	0.2	5
A	43	m,p-Xylene	0.4	5
A	13	Methyl tert-butyl ether	0.25	5

A	11	Methylene chloride	0.83	5
A	62	n-Butylbenzene	0.27	5
A	52	n-Propylbenzene	0.2	5
A	67	Naphthalene	0.15	5
A	44	o-Xylene	0.26	5
A	58	sec-Butylbenzene	0.19	5
A	46	Styrene	0.16	5
A	56	tert-Butylbenzene	0.24	5
A	36	Tetrachloroethene	0.27	5
A	32	Toluene	0.15	5
A	12	trans-1,2-Dichloroethene	0.37	5
A	33	trans-1,3-Dichloropropene	0.27	5
A	26	Trichloroethene	0.25	5
A	6	Trichlorofluoromethane	0.6	5
A	15	Vinyl acetate	0.43	5
A	3	Vinyl chloride	0.78	5
M	45	Xylene (Total)	0.26	5

&Analyte	MDL	PQL
1,2,4-Trichlorobenzene	0.77	10
1,2-Dichlorobenzene	0.72	10
1,3-Dichlorobenzene	0.66	10
1,4-Dichlorobenzene	0.67	10
2,2´-oxybis(1-Chloropropane)	0.62	10
2,4,5-Trichlorophenol	0.85	20
2,4,6-Trichlorophenol	0.59	10
2,4-Dichlorophenol	0.74	10
2,4-Dimethylphenol	3.8	10
2,4-Dinitrophenol	2.2	20
2,4-Dinitrotoluene	0.17	10
2,6-Dinitrotoluene	0.12	10
2-Chloronaphthalene	0.5	10
2-Chlorophenol	1.6	10
2-Methylnaphthalene	0.55	10
2-Methylphenol	1.6	10
2-Nitroaniline	0.61	20
2-Nitrophenol	0.59	10
3,3´-Dichlorobenzidine	1.9	10
3-Nitroaniline	2.2	20
4,6-Dinitro-2-methylphenol	1	20
4-Bromophenyl-phenylether	0.59	10
4-Chloro-3-methylphenol	1.1	10
4-Chloroaniline	0.55	10
4-Chlorophenyl-phenylether	0.85	10
4-Methylphenol	1.2	10
4-Nitroaniline	2.8	20
4-Nitrophenol	1.7	20
Acenaphthene	0.85	10
Acenaphthylene	0.73	10
Anthracene	1.5	10
Benzo(a)anthracene	0.29	10
Benzo(a)pyrene	1.9	10
Benzo(b)fluoranthene	0.58	10
Benzo(g,h,i)perylene	0.23	10
Benzo(k)fluoranthene	0.98	10
Bis(2-chloroethoxy)methane	0.22	10
Bis(2-chloroethyl)ether	0.28	10
Bis(2-ethylhexyl)phthalate	0.37	10
Butylbenzylphthalate	1.8	10
Carbazole	1.8	10
Chrysene	2.2	10
Di-n-butylphthalate	1.7	10
Di-n-octylphthalate	0.28	10
Dibenzo(a,h)anthracene	0.56	10
Dibenzofuran	0.75	10
Diethylphthalate	0.22	10
Dimethylphthalate	0.21	10
Fluoranthene	1.6	10
Fluorene	0.67	10
Hexachlorobenzene	0.74	10

Hexachlorobutadiene	0.77	10
Hexachlorocyclopentadiene	2.4	10
Hexachloroethane	0.75	10
Indeno(1,2,3-cd)pyrene	1.5	10
Isophorone	0.26	10
N-Nitroso-di-n-propylamine	0.31	10
N-Nitrosodiphenylamine	0.62	10
Naphthalene	0.65	10
Nitrobenzene	0.67	10
Pentachlorophenol	2	20
Phenanthrene	0.35	10
Phenol	0.22	10
Pyrene	1.8	10

&Analyte	MDL	PQL
4,4´-DDD	0.0091	0.1
4,4´-DDE	0.0086	0.1
4,4´-DDT	0.0093	0.1
Aldrin	0.0059	0.05
alpha-BHC	0.0038	0.05
alpha-Chlordane	0.005	0.05
beta-BHC	0.0047	0.05
delta-BHC	0.0035	0.05
Dieldrin	0.009	0.1
Endosulfan I	0.0013	0.05
Endosulfan II	0.0031	0.1
Endosulfan sulfate	0.0088	0.1
Endrin	0.0087	0.1
Endrin aldehyde	0.01	0.1
Endrin ketone	0.0079	0.1
gamma-BHC (Lindane)	0.0041	0.05
gamma-Chlordane	0.0043	0.05
Heptachlor	0.0039	0.05
Heptachlor epoxide	0.0043	0.05
Methoxychlor	0.078	0.5
Toxaphene	0.14	5

&Analyte	MDL	PQL
Aroclor-1016	0.099	1
Aroclor-1221	0.26	1
Aroclor-1232	0.067	1
Aroclor-1242	0.13	1
Aroclor-1248	0.13	1
Aroclor-1254	0.11	1
Aroclor-1260	0.1	1

Vali-Data of WNY, LLC
1514 Davis Rd.
West Falls, NY 14170

March 30, 2010
Mr. Evan Dumrese
LaBella Associates, PC
300 State St.
Suite 201
Rochester, NY 14614

Received By
LaBella Associates, P.C.

APR 01 2010

Client: _____
Proj.#: _____

Dear Mr. Dumrese,

I would like to thank you for using Vali-Data of WNY, LLC for your data validation needs.

Attached is the DUSR report for 690 St. Paul St., SDG#H2626 and the corresponding invoice. If you have any questions, please feel free to contact me at (716) 655-6530. I look forward to working together in the future.

Sincerely,

Jodi Zimmerman
Vali-Data of WNY, LLC

Data Usability Summary Report

Vali-Data of WNY, LLC
1514 Davis Rd.
West Falls, NY 14170

690 St. Paul St.
Mitkem Laboratories #H2626
March 16, 2010
Sampling date: 12/22/09

Prepared by

Jodi Zimmerman, B.S.
Vali-Data of WNY, LLC
1514 Davis Rd.
West Falls, NY 14170

DELIVERABLES

This Data Usability Summary Report (DUSR) was prepared by evaluating the analytical data package for LaBella Associates, P.C., project located at 690 St. Paul St., Work order 208492, Mitkem Laboratories SDG ID#H2626, submitted to Vali-Data of WNY, LLC on January 22, 2010. The laboratory performed the analyses using USEPA methods, 8260 (Volatile Organics), 8270 (Semi-Volatile Organics), 8082 (PCBs), 8081 (Pesticides), 6010 (Inorganics) and 7470 and 7471 (Mercury).

VOLATILE ORGANIC COMPOUNDS

The following items/criteria were reviewed for this analytical suite:

- Data Completeness
- Narrative and Data Reporting Forms
- Chain of Custody and Traffic Reports
- Holding Times
- Internal Standard (IS) Area Performance
- Surrogate Spike Recoveries
- Method Blank
- Laboratory Control Samples
- MS/MSD
- Compound Quantitation
- Initial Calibration
- Continuing Calibration
- GC/MS Performance Check

The items listed above were technically in compliance with the method and SOP criteria with the exceptions discussed in the text below. The data have been reviewed according to the procedures outlined above and qualified accordingly.

OVERALL EVALUATION OF DATA AND POTENTIAL USABILITY ISSUES

The data are acceptable for use but are qualified below in Surrogate Spike Recovery, Method Blank and Continuing Calibration.

DATA COMPLETENESS

All criteria were met.

NARRATIVE AND DATA REPORTING FORMS

All criteria were met except the MDL were not included in the original package. The Form 1's containing the TIC's was not included in the original package. Those pages are attached.

CHAIN OF CUSTODY AND TRAFFIC REPORTS

All criteria were met except no sampling time was recorded for 690-SS-7(0"-2")-D. The date was recorded.

HOLDING TIMES
All holding times for the samples were met.

INTERNAL STANDARD (IS)
The IS did meet criteria.

SURROGATE SPIKE RECOVERIES
All criteria were met except the %Rec of 1,2-Dichloroethane-d4 was outside QC limits, low in sample 690-SS-7(0"-2")-0. All associated target analytes should be qualified as estimated or undetected estimated.
The %Rec of Bromofluorobenzene was outside QC limits, high, in samples 690-SS-7(2"-2')-0MS/MSD. All associated detected target analytes would be considered biased high.

METHOD BLANK
All the criteria were met except Methylene Chloride was detected above the MDL, below the reporting limit in MB-48205 and is qualified as estimated in the blank and associated laboratory control samples and MS/SD. Methylene Chloride was not detected in the associated samples.

FIELD DUPLICATE SAMPLE PRECISION
All criteria were met.

LABORATORY CONTROL SAMPLES
All criteria were met except the %Rec of 1,2-Dichlorobenzene and 2-Chloroethyl vinyl ether were outside QC limits in LCSD-48205. The %Rec of Acetone was outside QC limits, high, in LCS/SD-48342. Acetone would be considered biased high. The %RPD of Trichlorofluoromethane was outside QC limits.

MS/MSD
All criteria were met. (see Surrogate Spike Recoveries, above)

COMPOUND QUANTITATION
All criteria were met.

INITIAL CALIBRATION
All criteria were met.

CONTINUING CALIBRATION
All criteria were met except the %D of Acetone was outside ASP QC outer limits in continuing calibration VSTD0501S. Acetone should be qualified as estimated or undetected estimated in all blanks, samples and spikes.
The %D of Tetrachloroethene was outside ASP QC limits in continuing calibration, VSTD0506N. ASP allows for 2 compounds to be outside QC limits.

GC/MS PERFORMANCE CHECK
All criteria were met.

SEMIVOLATILE ORGANIC COMPOUNDS

The following items/criteria were reviewed for this analytical suite:

- Data Completeness
- Narrative and Data Reporting Forms
- Chain of Custody and Traffic Reports
- Holding Times
- Internal Standard (IS) Area Performance
- Surrogate Spike Recoveries
- Method Blank
- Laboratory Control Samples
- MS/MSD
- Compound Quantitation
- Initial Calibration
- Continuing Calibration
- GC/MS Performance Check

The items listed above were technically in compliance with the method and SOP criteria with the exceptions discussed in the text below. The data have been reviewed according to the procedures outlined above and qualified accordingly.

OVERALL EVALUATION OF DATA AND POTENTIAL USABILITY ISSUES
The data are acceptable for use but are qualified below in Internal Standard, Laboratory Control Samples, Initial Calibration and Continuing Calibration.

DATA COMPLETENESS
All criteria were met.

NARRATIVE AND DATA REPORTING FORMS
All criteria were met except MDL were not included in the original package. Those pages are attached.

CHAIN OF CUSTODY AND TRAFFIC REPORTS
All criteria were met. (see VOC, above)

HOLDING TIMES
All holding times were met.

INTERNAL STANDARD (IS)
All criteria were met except Perylene-d12 was outside QC limits, low, in samples 690-SS-7(0"-2")-0 and 690-SS-7(0"-2")-0RE. All detected associated target are qualified as estimated. All non-detected target analytes should be qualified as unusable.

SURROGATE SPIKE RECOVERIES
All criteria were met except Terphenyl-d14 was outside QC limits in samples 690-SS-7(0"-2")-0 and 690-SS-7(0"-2")-0RE. ASP allows for one base/neutral surrogate to be outside QC limits.

METHOD BLANK
All the criteria were met.

FIELD DUPLICATE SAMPLE PRECISION
All criteria were met except the concentration of several of the detected target analytes was much larger in the duplicate then the initial sample. Anthracene and Indeno(1,2,3-cd)pyrene were detected in the field duplicate and not in the initial samples. This could be due to the heterogeneous nature of the soil sample.

LABORATORY CONTROL SAMPLES
All criteria were met except Hexachlorocyclopentadiene was outside QC limits, low, in LCS/SD-48222. Hexachlorocyclopentadiene was not detected in the associated sample, 690-FB-0, so should be qualified as undetected estimated.

MS/MSD
All criteria were met.

COMPOUND QUANTITATION
All criteria were met except TIC's were not recorded on the Form 1's. Those forms are attached. Indeno(1,2,3-cd)pyrene was detected in 690-SS-7(0"-2")-ORE and not in 690-SS-7(0"-2")-0.

INITIAL CALIBRATION
All criteria were met except the %RSD for Pentachlorophenol was outside ASP's QC outer limits and should be qualified as estimated in all samples, blanks and spikes.

CONTINUING CALIBRATION
All criteria were met except the %D of Benzo(g,h,i)perylene was outside QC limits in continuing calibration SSTD0501S. ASP allows the %D of up to 4 target analytes to outside QC limits as long as it is below the outer limit of 40%.
The %D of Hexachlorocyclopentadiene was outside the ASP's QC outer limits in continuing calibrations, SSTD0501T, SSTD0501U, SSTD0501W and should be qualified as estimated in all associated blanks, samples and spikes. The %D of 3,3-Dichlorobenzidine was outside the ASP's QC outer limits in continuing calibration SSTD0501U and should be qualified as estimated in all associated blanks, spikes and samples.

GC/MS PERFORMANCE CHECK
All criteria were met.

PESTICIDES

The following items/criteria were reviewed for this analytical suite:

- Data Completeness
- Narrative and Data Reporting Forms
- Chain of Custody and Traffic Reports
- Holding Times
- Surrogate Spike Recoveries

- Method Blank
- Field Duplicate Precision
- Laboratory Control Samples
- MS/MSD
- Compound Quantitation
- Initial Calibration
- Continuing Calibration

The items listed above were technically in compliance with the method and SOP criteria with the exceptions discussed in the text below. The data have been reviewed according to the procedures outlined above and qualified accordingly.

OVERALL EVALUATION OF DATA AND POTENTIAL USABILITY ISSUES
The data are acceptable for use.

DATA COMPLETENESS
All criteria were met.

NARRATIVE AND DATA REPORTING FORMS
All criteria were met except no MDL's were provided in the original package. Those pages are attached.

CHAIN OF CUSTODY AND TRAFFIC REPORTS
All criteria were met. (see VOC, above)

HOLDING TIMES
All holding times for the samples were met.

SURROGATE SPIKE RECOVERIES
All criteria for the surrogate recoveries were met.

METHOD BLANK
All the criteria were met for the method blank.

FIELD DUPLICATE SAMPLE PRECISION
All criteria were met.

LABORATORY CONTROL SAMPLES
All criteria were met.

MS/MSD
All criteria were met.

COMPOUND QUANTITATION
All criteria were met.

INITIAL CALIBRATION
All criteria were met.

CONTINUING CALIBRATION
All criteria were met except the %D of Dieldrin, Endosulfan II, Endrin ketone and 4,4'-DDD were outside QC limits off the confirmation column in continuing calibration INDC3HM.

POLYCHLORINATED BIPHENYLS

The following items/criteria were reviewed for this analytical suite:

- Data Completeness
- Narrative and Data Reporting Forms
- Chain of Custody and Traffic Reports
- Holding Times
- Surrogate Spike Recoveries
- Method Blank
- Field Duplicate Precision
- Laboratory Control Samples
- MS/MSD
- Compound Quantitation
- Initial Calibration
- Continuing Calibration

The items listed above were technically in compliance with the method and SOP criteria with the exceptions discussed in the text below. The data have been reviewed according to the procedures outlined above and qualified accordingly.

OVERALL EVALUATION OF DATA AND POTENTIAL USABILITY ISSUES
The data are acceptable for use.

DATA COMPLETENESS
All criteria were met.

NARRATIVE AND DATA REPORTING FORMS
All criteria were met except no MDL's were provided in the original package. Those pages are attached.

CHAIN OF CUSTODY AND TRAFFIC REPORTS
All criteria were met. (see VOC, above)

HOLDING TIMES
All holding times for the samples were met.

SURROGATE SPIKE RECOVERIES
All criteria for the surrogate recoveries were met.

METHOD BLANK
All the criteria were met for the method blank.

FIELD DUPLICATE SAMPLE PRECISION
All criteria were met.

LABORATORY CONTROL SAMPLES
All criteria were met.

MS/MSD
All criteria were met.

COMPOUND QUANTITATION
All criteria were met.

INITIAL CALIBRATION
All criteria were met.

CONTINUING CALIBRATION
All criteria were met except the %D was outside QC limits for several peaks off the confirmation column.

METALS

The following items/criteria were reviewed for this analytical suite:

- Data Completeness
- Narrative and Data Reporting Forms
- Chain of Custody and Traffic Reports
- Holding Times
- Method Blank
- Laboratory Control Samples
- MS/MSD
- Duplicate
- Serial Dilution
- Compound Quantitation
- Calibration

The items listed above were technically in compliance with the method and SOP criteria with the exceptions discussed in the text below. The data have been reviewed according to the procedures outlined above.

OVERALL EVALUATION OF DATA AND POTENTIAL USABILITY ISSUES
The data are acceptable for use but are qualified below in Method Blank, MS/SD, Duplicate, Serial Dilution and Calibration.
Medium level analysis was performed on all samples.

DATA COMPLETENESS
All criteria were met.

NARATIVE AND DATA REPORTING FORMS
All criteria were met.

CHAIN OF CUSTODY AND TRAFFIC REPORTS
All criteria were met. (see VOC, above)

HOLDING TIMES
All criteria were met.

METHOD BLANK
All criteria were met except Aluminum, Iron, Manganese, Silver, Zinc and Sodium were detected in MB-48215. Aluminum, Iron and Zinc were detected in the sample above the MDL but less then 10x the reporting limit so are qualified with a 'B' in the associated sample. Silver was not detected in the samples.
Potassium, Magnesium, Aluminum, Antimony, Beryllium, Iron and Zinc were detected in MB-48255. Beryllium was detected in the associated samples above the MDL but less than 10x the reporting limit so should be qualified with a 'B'. Antimony was not detected in the associated samples.

LABORATORY CONTROL SAMPLE
All criteria were met.

MS/MSD
All criteria were met except the %Rec of Antimony was outside QC limits, low, in 690-SS-7(2"-2')-0S. Antimony was not detected in sample 690-SS-7(2"-2')-0. Mitkem has qualified it with an 'N'.

Post digest yielded an acceptable %Rec for Antimony so no further action is required.

DUPLICATE
All criteria were met except the %RPD was outside QC limits for Arsenic, Magnesium, Manganese and Thallium. The samples and duplicate concentrations of Arsenic and Thallium were <5x reporting limit, thus are within QC limits. Magnesium and Manganese should be considered estimated and were qualified by Mitkem Laboratories with a '*'.

SERIAL DILUTIONS
All criteria were met except the %D for all Aluminum, Arsenic, Barium, Beryllium, Chromium, Cobalt, Lead, Magnesium, Manganese, Nickel, Thallium, Vanadium and Zinc were outside the QC limits in the serial dilution. The concentrations of all the above target analytes were >50xMDL except Arsenic and Thallium in the original sample and thus are qualified as estimated, 'E', in the associated samples.

COMPOUND QUANITATION
All criteria were met.

CALIBRATION
All criteria were met except Beryllium and Silver were detected in the initial calibration blank performed on 12/24/09. These target analyltes were not detected in the sample, so no further action is required. Antimony was detected in the initial calibration performed on 12/29/09, but was not detected in any of the samples so no further action is required.

Antimony, Beryllium and Nickel were detected above the MDL, below the reporting limit in the Continuing Calibration Blank, CCB1 performed on 12/29/09. Antimony was not detected in the samples so no further action is required. Beryllium and Nickel were detected in the samples, so should be qualified as estimated in the associated samples.
Aluminum, Antimony, Beryllium and Vanadium were detected above the MDL, below the reporting limit in the Continuing Calibration Blank, CCB2 performed on 12/29/09. Antimony was not detected in the samples, so no further action is required. Aluminum, Beryllium and Vanadium were detected above the MDL, below the reporting limit and should be qualified as estimated in the associated samples.
The %R of Cadmium and Zinc in the ICP interference check sample was outside QC limits. However, the concentration was within QC limits in reference to the CRDL, so no further action is required.

MERCURY

The following items/criteria were reviewed for this analytical suite:

- Data Completeness
- Narrative and Data Reporting Forms
- Chain of Custody and Traffic Reports
- Holding Times
- Method Blank
- Laboratory Control Samples
- MS
- Compound Quantitation
- Calibration

The items listed above were technically in compliance with the method and SOP criteria with any exceptions discussed in the text below. The data have been reviewed according to the procedures outlined above.

OVERALL EVALUATION OF DATA AND POTENTIAL USABILITY ISSUES
The data are acceptable for use.

DATA COMPLETENESS
All criteria were met.

NARRATIVE AND DATA REPORTING FORMS
All criteria were met.

CHAIN OF CUSTODY AND TRAFFIC REPORTS
All criteria were met. (see VOC, above)

HOLDING TIMES
All criteria were met.

METHOD BLANK
All criteria were met.

LABORATORY CONTROL SAMPLES
All criteria were met.

MS/MSD
All criteria were met.

COMPOUND QUANTITATION
All criteria were met.

CALIBRATION
All criteria were met.

1A - FORM I VOA-1

VOLATILE ORGANICS ANALYSIS DATA SHEET

CLIENT SAMPLE NO.

690-SS-7(0"-2")-0

Lab Name: MITKEM LABORATORIES Contract:

Lab Code: MITKEM Case No.: H2626 Mod. Ref No.: SDG No.: SH2626

Matrix: (SOIL/SED/WATER) SOIL Lab Sample ID: H2626-01B

Sample wt/vol: 4.90 (g/mL) G Lab File ID: V6H1343.D

Level: (TRACE/LOW/MED) LOW Date Received: 12/23/2009

% Moisture: not dec. 13 Date Analyzed: 12/23/2009

GC Column: DB-624 ID: 0.25 (mm) Dilution Factor: 1.0

Soil Extract Volume: (uL) Soil Aliquot Volume: (uL)

Purge Volume: 10.0 (mL)

CAS NO.	COMPOUND	CONCENTRATION UNITS: (ug/L or ug/Kg) µG/KG	Q
74-87-3	Chloromethane	5.9	U
75-01-4	Vinyl chloride	5.9	U
74-83-9	Bromomethane	5.9	U
75-00-3	Chloroethane	5.9	U
75-69-4	Trichlorofluoromethane	5.9	U
75-35-4	1,1-Dichloroethene	5.9	U
67-64-1	Acetone	5.9	U
75-15-0	Carbon disulfide	5.9	U
75-09-2	Methylene chloride	5.9	U
156-60-5	trans-1,2-Dichloroethene	5.9	U
1634-04-4	Methyl tert-butyl ether	5.9	U
75-34-3	1,1-Dichloroethane	5.9	U
108-05-4	Vinyl acetate	5.9	U
78-93-3	2-Butanone	5.9	U
156-59-2	cis-1,2-Dichloroethene	5.9	U
67-66-3	Chloroform	5.9	U
71-55-6	1,1,1-Trichloroethane	5.9	U
56-23-5	Carbon tetrachloride	5.9	U
107-06-2	1,2-Dichloroethane	5.9	U
71-43-2	Benzene	5.9	U
79-01-6	Trichloroethene	5.9	U
78-87-5	1,2-Dichloropropane	5.9	U
75-27-4	Bromodichloromethane	5.9	U
10061-01-5	cis-1,3-Dichloropropene	5.9	U
108-10-1	4-Methyl-2-pentanone	5.9	U
108-88-3	Toluene	5.9	U
10061-02-6	trans-1,3-Dichloropropene	5.9	U
79-00-5	1,1,2-Trichloroethane	5.9	U
127-18-4	Tetrachloroethene	5.9	U
591-78-6	2-Hexanone	5.9	U
124-48-1	Dibromochloromethane	5.9	U
108-90-7	Chlorobenzene	5.9	U
100-41-4	Ethylbenzene	5.9	U
1330-20-7	m,p-Xylene	5.9	U
95-47-6	o-Xylene	5.9	U

1B - FORM I VOA-2

VOLATILE ORGANICS ANALYSIS DATA SHEET

CLIENT SAMPLE NO.

690-SS-7(0"-2")-0

Lab Name: MITKEM LABORATORIES Contract:

Lab Code: MITKEM Case No.: H2626 Mod. Ref No.: SDG No.: SH2626

Matrix: (SOIL/SED/WATER) SOIL Lab Sample ID: H2626-01B

Sample wt/vol: 4.90 (g/mL) G Lab File ID: V6H1343.D

Level: (TRACE/LOW/MED) LOW Date Received: 12/23/2009

% Moisture: not dec. 13 Date Analyzed: 12/23/2009

GC Column: DB-624 ID: 0.25 (mm) Dilution Factor: 1.0

Soil Extract Volume: (uL) Soil Aliquot Volume: (uL)

Purge Volume: 10.0 (mL)

CAS NO.	COMPOUND	CONCENTRATION UNITS: (ug/L or ug/Kg) µG/KG	Q
1330-20-7	Xylene (Total)	5.9	U
100-42-5	Styrene	5.9	U
75-25-2	Bromoform	5.9	U
98-82-8	Isopropylbenzene	5.9	U
79-34-5	1,1,2,2-Tetrachloroethane	5.9	U
103-65-1	n-Propylbenzene	5.9	U
108-67-8	1,3,5-Trimethylbenzene	5.9	U
98-06-6	tert-Butylbenzene	5.9	U
95-63-6	1,2,4-Trimethylbenzene	5.9	U
135-98-8	sec-Butylbenzene	5.9	U
99-87-6	4-Isopropyltoluene	5.9	U
541-73-1	1,3-Dichlorobenzene	5.9	U
106-46-7	1,4-Dichlorobenzene	5.9	U
104-51-8	n-Butylbenzene	5.9	U
95-50-1	1,2-Dichlorobenzene	5.9	U
91-20-3	Naphthalene	5.9	U
110-75-8	2-Chloroethyl vinyl ether	5.9	U

1A - FORM I VOA-1

VOLATILE ORGANICS ANALYSIS DATA SHEET

CLIENT SAMPLE NO.

690-SS-7(2"-2')-0

Lab Name: MITKEM LABORATORIES Contract:

Lab Code: MITKEM Case No.: H2626 Mod. Ref No.: SDG No.: SH2626

Matrix: (SOIL/SED/WATER) SOIL Lab Sample ID: H2626-02B

Sample wt/vol: 5.20 (g/mL) G Lab File ID: V6H1363.D

Level: (TRACE/LOW/MED) LOW Date Received: 12/23/2009

% Moisture: not dec. 20 Date Analyzed: 12/24/2009

GC Column: DB-624 ID: 0.25 (mm) Dilution Factor: 1.0

Soil Extract Volume: (uL) Soil Aliquot Volume: (uL)

Purge Volume: 10.0 (mL)

CAS NO.	COMPOUND	CONCENTRATION UNITS: (ug/L or ug/Kg) µG/KG	Q
74-87-3	Chloromethane	6.0	U
75-01-4	Vinyl chloride	6.0	U
74-83-9	Bromomethane	6.0	U
75-00-3	Chloroethane	6.0	U
75-69-4	Trichlorofluoromethane	6.0	U
75-35-4	1,1-Dichloroethene	6.0	U
67-64-1	Acetone	6.0	U
75-15-0	Carbon disulfide	6.0	U
75-09-2	Methylene chloride	6.0	U
156-60-5	trans-1,2-Dichloroethene	6.0	U
1634-04-4	Methyl tert-butyl ether	6.0	U
75-34-3	1,1-Dichloroethane	6.0	U
108-05-4	Vinyl acetate	6.0	U
78-93-3	2-Butanone	6.0	U
156-59-2	cis-1,2-Dichloroethene	6.0	U
67-66-3	Chloroform	6.0	U
71-55-6	1,1,1-Trichloroethane	6.0	U
56-23-5	Carbon tetrachloride	6.0	U
107-06-2	1,2-Dichloroethane	6.0	U
71-43-2	Benzene	6.0	U
79-01-6	Trichloroethene	6.0	U
78-87-5	1,2-Dichloropropane	6.0	U
75-27-4	Bromodichloromethane	6.0	U
10061-01-5	cis-1,3-Dichloropropene	6.0	U
108-10-1	4-Methyl-2-pentanone	6.0	U
108-88-3	Toluene	6.0	U
10061-02-6	trans-1,3-Dichloropropene	6.0	U
79-00-5	1,1,2-Trichloroethane	6.0	U
127-18-4	Tetrachloroethene	6.0	U
591-78-6	2-Hexanone	6.0	U
124-48-1	Dibromochloromethane	6.0	U
108-90-7	Chlorobenzene	6.0	U
100-41-4	Ethylbenzene	6.0	U
1330-20-7	m,p-Xylene	6.0	U
95-47-6	o-Xylene	6.0	U

1B - FORM I VOA-2

VOLATILE ORGANICS ANALYSIS DATA SHEET

CLIENT SAMPLE NO.

690-SS-7(2"-2')-0

Lab Name: MITKEM LABORATORIES Contract:

Lab Code: MITKEM Case No.: H2626 Mod. Ref No.: SDG No.: SH2626

Matrix: (SOIL/SED/WATER) SOIL Lab Sample ID: H2626-02B

Sample wt/vol: 5.20 (g/mL) G Lab File ID: V6H1363.D

Level: (TRACE/LOW/MED) LOW Date Received: 12/23/2009

% Moisture: not dec. 20 Date Analyzed: 12/24/2009

GC Column: DB-624 ID: 0.25 (mm) Dilution Factor: 1.0

Soil Extract Volume: (uL) Soil Aliquot Volume: (uL)

Purge Volume: 10.0 (mL)

CAS NO.	COMPOUND	CONCENTRATION UNITS: (ug/L or ug/Kg) µG/KG	Q
1330-20-7	Xylene (Total)	6.0	U
100-42-5	Styrene	6.0	U
75-25-2	Bromoform	6.0	U
98-82-8	Isopropylbenzene	6.0	U
79-34-5	1,1,2,2-Tetrachloroethane	6.0	U
103-65-1	n-Propylbenzene	6.0	U
108-67-8	1,3,5-Trimethylbenzene	6.0	U
98-06-6	tert-Butylbenzene	6.0	U
95-63-6	1,2,4-Trimethylbenzene	6.0	U
135-98-8	sec-Butylbenzene	6.0	U
99-87-6	4-Isopropyltoluene	6.0	U
541-73-1	1,3-Dichlorobenzene	6.0	U
106-46-7	1,4-Dichlorobenzene	6.0	U
104-51-8	n-Butylbenzene	6.0	U
95-50-1	1,2-Dichlorobenzene	6.0	U
91-20-3	Naphthalene	6.0	U
110-75-8	2-Chloroethyl vinyl ether	6.0	U

1A - FORM I VOA-1

VOLATILE ORGANICS ANALYSIS DATA SHEET

CLIENT SAMPLE NO.

690-FB-0

Lab Name: MITKEM LABORATORIES Contract:

Lab Code: MITKEM Case No.: H2626 Mod. Ref No.: SDG No.: SH2626

Matrix: (SOIL/SED/WATER) WATER Lab Sample ID: H2626-04A

Sample wt/vol: 5.00 (g/mL) ML Lab File ID: V1L0040.D

Level: (TRACE/LOW/MED) LOW Date Received: 12/23/2009

% Moisture: not dec. Date Analyzed: 12/31/2009

GC Column: DB-624 ID: 0.25 (mm) Dilution Factor: 1.0

Soil Extract Volume: (uL) Soil Aliquot Volume: (uL)

Purge Volume: 5.0 (mL)

CAS NO.	COMPOUND	CONCENTRATION UNITS: (ug/L or ug/Kg) µG/L	Q
74-87-3	Chloromethane	5.0	U
75-01-4	Vinyl chloride	5.0	U
74-83-9	Bromomethane	5.0	U
75-00-3	Chloroethane	5.0	U
75-69-4	Trichlorofluoromethane	5.0	U
75-35-4	1,1-Dichloroethene	5.0	U
67-64-1	Acetone	5.0	U J
75-15-0	Carbon disulfide	5.0	U
75-09-2	Methylene chloride	5.0	U
156-60-5	trans-1,2-Dichloroethene	5.0	U
1634-04-4	Methyl tert-butyl ether	5.0	U
75-34-3	1,1-Dichloroethane	5.0	U
108-05-4	Vinyl acetate	5.0	U
78-93-3	2-Butanone	5.0	U
156-59-2	cis-1,2-Dichloroethene	5.0	U
67-66-3	Chloroform	5.0	U
71-55-6	1,1,1-Trichloroethane	5.0	U
56-23-5	Carbon tetrachloride	5.0	U
107-06-2	1,2-Dichloroethane	5.0	U
71-43-2	Benzene	5.0	U
79-01-6	Trichloroethene	5.0	U
78-87-5	1,2-Dichloropropane	5.0	U
75-27-4	Bromodichloromethane	5.0	U
10061-01-5	cis-1,3-Dichloropropene	5.0	U
108-10-1	4-Methyl-2-pentanone	5.0	U
108-88-3	Toluene	5.0	U
10061-02-6	trans-1,3-Dichloropropene	5.0	U
79-00-5	1,1,2-Trichloroethane	5.0	U
127-18-4	Tetrachloroethene	5.0	U
591-78-6	2-Hexanone	5.0	U
124-48-1	Dibromochloromethane	5.0	U
108-90-7	Chlorobenzene	5.0	U
100-41-4	Ethylbenzene	5.0	U
1330-20-7	m,p-Xylene	5.0	U
95-47-6	o-Xylene	5.0	U

1B - FORM I VOA-2

VOLATILE ORGANICS ANALYSIS DATA SHEET

CLIENT SAMPLE NO.

690-FB-0

Lab Name: MITKEM LABORATORIES Contract:

Lab Code: MITKEM Case No.: H2626 Mod. Ref No.: SDG No.: SH2626

Matrix: (SOIL/SED/WATER) WATER Lab Sample ID: H2626-04A

Sample wt/vol: 5.00 (g/mL) ML Lab File ID: V1L0040.D

Level: (TRACE/LOW/MED) LOW Date Received: 12/23/2009

% Moisture: not dec. Date Analyzed: 12/31/2009

GC Column: DB-624 ID: 0.25 (mm) Dilution Factor: 1.0

Soil Extract Volume: (uL) Soil Aliquot Volume: (uL)

Purge Volume: 5.0 (mL)

CAS NO.	COMPOUND	CONCENTRATION UNITS: (ug/L or ug/Kg) µG/L	Q
1330-20-7	Xylene (Total)	5.0	U
100-42-5	Styrene	5.0	U
75-25-2	Bromoform	5.0	U
98-82-8	Isopropylbenzene	5.0	U
79-34-5	1,1,2,2-Tetrachloroethane	5.0	U
103-65-1	n-Propylbenzene	5.0	U
108-67-8	1,3,5-Trimethylbenzene	5.0	U
98-06-6	tert-Butylbenzene	5.0	U
95-63-6	1,2,4-Trimethylbenzene	5.0	U
135-98-8	sec-Butylbenzene	5.0	U
99-87-6	4-Isopropyltoluene	5.0	U
541-73-1	1,3-Dichlorobenzene	5.0	U
106-46-7	1,4-Dichlorobenzene	5.0	U
104-51-8	n-Butylbenzene	5.0	U
95-50-1	1,2-Dichlorobenzene	5.0	U
91-20-3	Naphthalene	5.0	U
110-75-8	2-Chloroethyl vinyl ether	5.0	U

1A - FORM I VOA-1

VOLATILE ORGANICS ANALYSIS DATA SHEET

CLIENT SAMPLE NO.

690-SS-7(0"-2")-D

Lab Name: MITKEM LABORATORIES Contract:

Lab Code: MITKEM Case No.: H2626 Mod. Ref No.: SDG No.: SH2626

Matrix: (SOIL/SED/WATER) SOIL Lab Sample ID: H2626-05B

Sample wt/vol: 4.80 (g/mL) G Lab File ID: V6H1348.D

Level: (TRACE/LOW/MED) LOW Date Received: 12/23/2009

% Moisture: not dec. 14 Date Analyzed: 12/23/2009

GC Column: DB-624 ID: 0.25 (mm) Dilution Factor: 1.0

Soil Extract Volume: (uL) Soil Aliquot Volume: (uL)

Purge Volume: 10.0 (mL)

CAS NO.	COMPOUND	CONCENTRATION UNITS: (ug/L or ug/Kg) µG/KG	Q
74-87-3	Chloromethane	6.1	U
75-01-4	Vinyl chloride	6.1	U
74-83-9	Bromomethane	6.1	U
75-00-3	Chloroethane	6.1	U
75-69-4	Trichlorofluoromethane	6.1	U
75-35-4	1,1-Dichloroethene	6.1	U
67-64-1	Acetone	6.1	U
75-15-0	Carbon disulfide	6.1	U
75-09-2	Methylene chloride	6.1	U
156-60-5	trans-1,2-Dichloroethene	6.1	U
1634-04-4	Methyl tert-butyl ether	6.1	U
75-34-3	1,1-Dichloroethane	6.1	U
108-05-4	Vinyl acetate	6.1	U
78-93-3	2-Butanone	6.1	U
156-59-2	cis-1,2-Dichloroethene	6.1	U
67-66-3	Chloroform	6.1	U
71-55-6	1,1,1-Trichloroethane	6.1	U
56-23-5	Carbon tetrachloride	6.1	U
107-06-2	1,2-Dichloroethane	6.1	U
71-43-2	Benzene	6.1	U
79-01-6	Trichloroethene	6.1	U
78-87-5	1,2-Dichloropropane	6.1	U
75-27-4	Bromodichloromethane	6.1	U
10061-01-5	cis-1,3-Dichloropropene	6.1	U
108-10-1	4-Methyl-2-pentanone	6.1	U
108-88-3	Toluene	6.1	U
10061-02-6	trans-1,3-Dichloropropene	6.1	U
79-00-5	1,1,2-Trichloroethane	6.1	U
127-18-4	Tetrachloroethene	6.1	U
591-78-6	2-Hexanone	6.1	U
124-48-1	Dibromochloromethane	6.1	U
108-90-7	Chlorobenzene	6.1	U
100-41-4	Ethylbenzene	6.1	U
1330-20-7	m,p-Xylene	6.1	U
95-47-6	o-Xylene	6.1	U

1B - FORM I VOA-2

VOLATILE ORGANICS ANALYSIS DATA SHEET

CLIENT SAMPLE NO.

690-SS-7(0"-2")-D

Lab Name: MITKEM LABORATORIES Contract:

Lab Code: MITKEM Case No.: H2626 Mod. Ref No.: SDG No.: SH2626

Matrix: (SOIL/SED/WATER) SOIL Lab Sample ID: H2626-05B

Sample wt/vol: 4.80 (g/mL) G Lab File ID: V6H1348.D

Level: (TRACE/LOW/MED) LOW Date Received: 12/23/2009

% Moisture: not dec. 14 Date Analyzed: 12/23/2009

GC Column: DB-624 ID: 0.25 (mm) Dilution Factor: 1.0

Soil Extract Volume: (uL) Soil Aliquot Volume: (uL)

Purge Volume: 10.0 (mL)

CAS NO.	COMPOUND	CONCENTRATION UNITS: (ug/L or ug/Kg) µG/KG	Q
1330-20-7	Xylene (Total)	6.1	U
100-42-5	Styrene	6.1	U
75-25-2	Bromoform	6.1	U
98-82-8	Isopropylbenzene	6.1	U
79-34-5	1,1,2,2-Tetrachloroethane	6.1	U
103-65-1	n-Propylbenzene	6.1	U
108-67-8	1,3,5-Trimethylbenzene	6.1	U
98-06-6	tert-Butylbenzene	6.1	U
95-63-6	1,2,4-Trimethylbenzene	6.1	U
135-98-8	sec-Butylbenzene	6.1	U
99-87-6	4-Isopropyltoluene	6.1	U
541-73-1	1,3-Dichlorobenzene	6.1	U
106-46-7	1,4-Dichlorobenzene	6.1	U
104-51-8	n-Butylbenzene	6.1	U
95-50-1	1,2-Dichlorobenzene	6.1	U
91-20-3	Naphthalene	6.1	U
110-75-8	2-Chloroethyl vinyl ether	6.1	U

1A - FORM I VOA-1

VOLATILE ORGANICS ANALYSIS DATA SHEET

CLIENT SAMPLE NO.

MB-48342

Lab Name: MITKEM LABORATORIES Contract:

Lab Code: MITKEM Case No.: H2626 Mod. Ref No.: SDG No.: SH2626

Matrix: (SOIL/SED/WATER) WATER Lab Sample ID: MB-48342

Sample wt/vol: 5.00 (g/mL) ML Lab File ID: V1L0036.D

Level: (TRACE/LOW/MED) LOW Date Received:

% Moisture: not dec. Date Analyzed: 12/31/2009

GC Column: DB-624 ID: 0.25 (mm) Dilution Factor: 1.0

Soil Extract Volume: (uL) Soil Aliquot Volume: (uL)

Purge Volume: 5.0 (mL)

CAS NO.	COMPOUND	CONCENTRATION UNITS: (ug/L or ug/Kg) µG/L	Q
74-87-3	Chloromethane	5.0	U
75-01-4	Vinyl chloride	5.0	U
74-83-9	Bromomethane	5.0	U
75-00-3	Chloroethane	5.0	U
75-69-4	Trichlorofluoromethane	5.0	U
75-35-4	1,1-Dichloroethene	5.0	U
67-64-1	Acetone	5.0	U
75-15-0	Carbon disulfide	5.0	U
75-09-2	Methylene chloride	5.0	U
156-60-5	trans-1,2-Dichloroethene	5.0	U
1634-04-4	Methyl tert-butyl ether	5.0	U
75-34-3	1,1-Dichloroethane	5.0	U
108-05-4	Vinyl acetate	5.0	U
78-93-3	2-Butanone	5.0	U
156-59-2	cis-1,2-Dichloroethene	5.0	U
67-66-3	Chloroform	5.0	U
71-55-6	1,1,1-Trichloroethane	5.0	U
56-23-5	Carbon tetrachloride	5.0	U
107-06-2	1,2-Dichloroethane	5.0	U
71-43-2	Benzene	5.0	U
79-01-6	Trichloroethene	5.0	U
78-87-5	1,2-Dichloropropane	5.0	U
75-27-4	Bromodichloromethane	5.0	U
10061-01-5	cis-1,3-Dichloropropene	5.0	U
108-10-1	4-Methyl-2-pentanone	5.0	U
108-88-3	Toluene	5.0	U
10061-02-6	trans-1,3-Dichloropropene	5.0	U
79-00-5	1,1,2-Trichloroethane	5.0	U
127-18-4	Tetrachloroethene	5.0	U
591-78-6	2-Hexanone	5.0	U
124-48-1	Dibromochloromethane	5.0	U
108-90-7	Chlorobenzene	5.0	U
100-41-4	Ethylbenzene	5.0	U
1330-20-7	m,p-Xylene	5.0	U
95-47-6	o-Xylene	5.0	U

1B - FORM I VOA-2

VOLATILE ORGANICS ANALYSIS DATA SHEET

CLIENT SAMPLE NO.

MB-48342

Lab Name: MITKEM LABORATORIES Contract:

Lab Code: MITKEM Case No.: H2626 Mod. Ref No.: SDG No.: SH2626

Matrix: (SOIL/SED/WATER) WATER Lab Sample ID: MB-48342

Sample wt/vol: 5.00 (g/mL) ML Lab File ID: V1L0036.D

Level: (TRACE/LOW/MED) LOW Date Received:

% Moisture: not dec. Date Analyzed: 12/31/2009

GC Column: DB-624 ID: 0.25 (mm) Dilution Factor: 1.0

Soil Extract Volume: (uL) Soil Aliquot Volume: (uL)

Purge Volume: 5.0 (mL)

CAS NO.	COMPOUND	CONCENTRATION UNITS: (ug/L or ug/Kg) µG/L	Q
1330-20-7	Xylene (Total)	5.0	U
100-42-5	Styrene	5.0	U
75-25-2	Bromoform	5.0	U
98-82-8	Isopropylbenzene	5.0	U
79-34-5	1,1,2,2-Tetrachloroethane	5.0	U
103-65-1	n-Propylbenzene	5.0	U
108-67-8	1,3,5-Trimethylbenzene	5.0	U
98-06-6	tert-Butylbenzene	5.0	U
95-63-6	1,2,4-Trimethylbenzene	5.0	U
135-98-8	sec-Butylbenzene	5.0	U
99-87-6	4-Isopropyltoluene	5.0	U
541-73-1	1,3-Dichlorobenzene	5.0	U
106-46-7	1,4-Dichlorobenzene	5.0	U
104-51-8	n-Butylbenzene	5.0	U
95-50-1	1,2-Dichlorobenzene	5.0	U
91-20-3	Naphthalene	5.0	U
110-75-8	2-Chloroethyl vinyl ether	5.0	U

1A - FORM I VOA-1

VOLATILE ORGANICS ANALYSIS DATA SHEET

CLIENT SAMPLE NO.

MB-48205

Lab Name: MITKEM LABORATORIES Contract:

Lab Code: MITKEM Case No.: H2626 Mod. Ref No.: SDG No.: SH2626

Matrix: (SOIL/SED/WATER) SOIL Lab Sample ID: MB-48205

Sample wt/vol: 5.00 (g/mL) G Lab File ID: V6H1337A.D

Level: (TRACE/LOW/MED) LOW Date Received:

% Moisture: not dec. 0.0 Date Analyzed: 12/23/2009

GC Column: DB-624 ID: 0.25 (mm) Dilution Factor: 1.0

Soil Extract Volume: (uL) Soil Aliquot Volume: (uL)

Purge Volume: 10.0 (mL)

CAS NO.	COMPOUND	CONCENTRATION UNITS: (ug/L or ug/Kg) µG/KG	Q
74-87-3	Chloromethane	5.0	U
75-01-4	Vinyl chloride	5.0	U
74-83-9	Bromomethane	5.0	U
75-00-3	Chloroethane	5.0	U
75-69-4	Trichlorofluoromethane	5.0	U
75-35-4	1,1-Dichloroethene	5.0	U
67-64-1	Acetone	5.0	U
75-15-0	Carbon disulfide	5.0	U
75-09-2	Methylene chloride	2.5	J
156-60-5	trans-1,2-Dichloroethene	5.0	U
1634-04-4	Methyl tert-butyl ether	5.0	U
75-34-3	1,1-Dichloroethane	5.0	U
108-05-4	Vinyl acetate	5.0	U
78-93-3	2-Butanone	5.0	U
156-59-2	cis-1,2-Dichloroethene	5.0	U
67-66-3	Chloroform	5.0	U
71-55-6	1,1,1-Trichloroethane	5.0	U
56-23-5	Carbon tetrachloride	5.0	U
107-06-2	1,2-Dichloroethane	5.0	U
71-43-2	Benzene	5.0	U
79-01-6	Trichloroethene	5.0	U
78-87-5	1,2-Dichloropropane	5.0	U
75-27-4	Bromodichloromethane	5.0	U
10061-01-5	cis-1,3-Dichloropropene	5.0	U
108-10-1	4-Methyl-2-pentanone	5.0	U
108-88-3	Toluene	5.0	U
10061-02-6	trans-1,3-Dichloropropene	5.0	U
79-00-5	1,1,2-Trichloroethane	5.0	U
127-18-4	Tetrachloroethene	5.0	U
591-78-6	2-Hexanone	5.0	U
124-48-1	Dibromochloromethane	5.0	U
108-90-7	Chlorobenzene	5.0	U
100-41-4	Ethylbenzene	5.0	U
1330-20-7	m,p-Xylene	5.0	U
95-47-6	o-Xylene	5.0	U

1B - FORM I VOA-2

VOLATILE ORGANICS ANALYSIS DATA SHEET

CLIENT SAMPLE NO.

MB-48205

Lab Name: MITKEM LABORATORIES Contract:

Lab Code: MITKEM Case No.: H2626 Mod. Ref No.: SDG No.: SH2626

Matrix: (SOIL/SED/WATER) SOIL Lab Sample ID: MB-48205

Sample wt/vol: 5.00 (g/mL) G Lab File ID: V6H1337A.D

Level: (TRACE/LOW/MED) LOW Date Received:

% Moisture: not dec. 0.0 Date Analyzed: 12/23/2009

GC Column: DB-624 ID: 0.25 (mm) Dilution Factor: 1.0

Soil Extract Volume: (uL) Soil Aliquot Volume: (uL)

Purge Volume: 10.0 (mL)

CAS NO.	COMPOUND	CONCENTRATION UNITS: (ug/L or ug/Kg) µG/KG	Q
1330-20-7	Xylene (Total)	5.0	U
100-42-5	Styrene	5.0	U
75-25-2	Bromoform	5.0	U
98-82-8	Isopropylbenzene	5.0	U
79-34-5	1,1,2,2-Tetrachloroethane	5.0	U
103-65-1	n-Propylbenzene	5.0	U
108-67-8	1,3,5-Trimethylbenzene	5.0	U
98-06-6	tert-Butylbenzene	5.0	U
95-63-6	1,2,4-Trimethylbenzene	5.0	U
135-98-8	sec-Butylbenzene	5.0	U
99-87-6	4-Isopropyltoluene	5.0	U
541-73-1	1,3-Dichlorobenzene	5.0	U
106-46-7	1,4-Dichlorobenzene	5.0	U
104-51-8	n-Butylbenzene	5.0	U
95-50-1	1,2-Dichlorobenzene	5.0	U
91-20-3	Naphthalene	5.0	U
110-75-8	2-Chloroethyl vinyl ether	5.0	U

1A - FORM I VOA-1

VOLATILE ORGANICS ANALYSIS DATA SHEET

CLIENT SAMPLE NO.

MB-48242

Lab Name: MITKEM LABORATORIES Contract:

Lab Code: MITKEM Case No.: H2626 Mod. Ref No.: SDG No.: SH2626

Matrix: (SOIL/SED/WATER) SOIL Lab Sample ID: MB-48242

Sample wt/vol: 5.00 (g/mL) G Lab File ID: V6H1358.D

Level: (TRACE/LOW/MED) LOW Date Received:

% Moisture: not dec. 0.0 Date Analyzed: 12/24/2009

GC Column: DB-624 ID: 0.25 (mm) Dilution Factor: 1.0

Soil Extract Volume: (uL) Soil Aliquot Volume: (uL)

Purge Volume: 10.0 (mL)

CAS NO.	COMPOUND	CONCENTRATION UNITS: (ug/L or ug/Kg) µG/KG	Q
74-87-3	Chloromethane	5.0	U
75-01-4	Vinyl chloride	5.0	U
74-83-9	Bromomethane	5.0	U
75-00-3	Chloroethane	5.0	U
75-69-4	Trichlorofluoromethane	5.0	U
75-35-4	1,1-Dichloroethene	5.0	U
67-64-1	Acetone	5.0	U
75-15-0	Carbon disulfide	5.0	U
75-09-2	Methylene chloride	5.0	U
156-60-5	trans-1,2-Dichloroethene	5.0	U
1634-04-4	Methyl tert-butyl ether	5.0	U
75-34-3	1,1-Dichloroethane	5.0	U
108-05-4	Vinyl acetate	5.0	U
78-93-3	2-Butanone	5.0	U
156-59-2	cis-1,2-Dichloroethene	5.0	U
67-66-3	Chloroform	5.0	U
71-55-6	1,1,1-Trichloroethane	5.0	U
56-23-5	Carbon tetrachloride	5.0	U
107-06-2	1,2-Dichloroethane	5.0	U
71-43-2	Benzene	5.0	U
79-01-6	Trichloroethene	5.0	U
78-87-5	1,2-Dichloropropane	5.0	U
75-27-4	Bromodichloromethane	5.0	U
10061-01-5	cis-1,3-Dichloropropene	5.0	U
108-10-1	4-Methyl-2-pentanone	5.0	U
108-88-3	Toluene	5.0	U
10061-02-6	trans-1,3-Dichloropropene	5.0	U
79-00-5	1,1,2-Trichloroethane	5.0	U
127-18-4	Tetrachloroethene	5.0	U
591-78-6	2-Hexanone	5.0	U
124-48-1	Dibromochloromethane	5.0	U
108-90-7	Chlorobenzene	5.0	U
100-41-4	Ethylbenzene	5.0	U
1330-20-7	m,p-Xylene	5.0	U
95-47-6	o-Xylene	5.0	U

1B - FORM I VOA-2

VOLATILE ORGANICS ANALYSIS DATA SHEET

CLIENT SAMPLE NO.

MB-48242

Lab Name: MITKEM LABORATORIES Contract:

Lab Code: MITKEM Case No.: H2626 Mod. Ref No.: SDG No.: SH2626

Matrix: (SOIL/SED/WATER) SOIL Lab Sample ID: MB-48242

Sample wt/vol: 5.00 (g/mL) G Lab File ID: V6H1358.D

Level: (TRACE/LOW/MED) LOW Date Received:

% Moisture: not dec. 0.0 Date Analyzed: 12/24/2009

GC Column: DB-624 ID: 0.25 (mm) Dilution Factor: 1.0

Soil Extract Volume: (uL) Soil Aliquot Volume: (uL)

Purge Volume: 10.0 (mL)

CAS NO.	COMPOUND	CONCENTRATION UNITS: (ug/L or ug/Kg) µG/KG	Q
1330-20-7	Xylene (Total)	5.0	U
100-42-5	Styrene	5.0	U
75-25-2	Bromoform	5.0	U
98-82-8	Isopropylbenzene	5.0	U
79-34-5	1,1,2,2-Tetrachloroethane	5.0	U
103-65-1	n-Propylbenzene	5.0	U
108-67-8	1,3,5-Trimethylbenzene	5.0	U
98-06-6	tert-Butylbenzene	5.0	U
95-63-6	1,2,4-Trimethylbenzene	5.0	U
135-98-8	sec-Butylbenzene	5.0	U
99-87-6	4-Isopropyltoluene	5.0	U
541-73-1	1,3-Dichlorobenzene	5.0	U
106-46-7	1,4-Dichlorobenzene	5.0	U
104-51-8	n-Butylbenzene	5.0	U
95-50-1	1,2-Dichlorobenzene	5.0	U
91-20-3	Naphthalene	5.0	U
110-75-8	2-Chloroethyl vinyl ether	5.0	U

1A - FORM I VOA-1

VOLATILE ORGANICS ANALYSIS DATA SHEET

CLIENT SAMPLE NO.

LCS-48342

Lab Name: MITKEM LABORATORIES Contract:

Lab Code: MITKEM Case No.: H2626 Mod. Ref No.: SDG No.: SH2626

Matrix: (SOIL/SED/WATER) WATER Lab Sample ID: LCS-48342

Sample wt/vol: 5.00 (g/mL) ML Lab File ID: V1L0033.D

Level: (TRACE/LOW/MED) LOW Date Received:

% Moisture: not dec. Date Analyzed: 12/31/2009

GC Column: DB-624 ID: 0.25 (mm) Dilution Factor: 1.0

Soil Extract Volume: (uL) Soil Aliquot Volume: (uL)

Purge Volume: 5.0 (mL)

CAS NO.	COMPOUND	CONCENTRATION UNITS: (ug/L or ug/Kg) µG/L	Q
74-87-3	Chloromethane	49	
75-01-4	Vinyl chloride	50	
74-83-9	Bromomethane	54	
75-00-3	Chloroethane	54	
75-69-4	Trichlorofluoromethane	59	
75-35-4	1,1-Dichloroethene	55	
67-64-1	Acetone	93	J
75-15-0	Carbon disulfide	51	
75-09-2	Methylene chloride	55	
156-60-5	trans-1,2-Dichloroethene	56	
1634-04-4	Methyl tert-butyl ether	57	
75-34-3	1,1-Dichloroethane	55	
108-05-4	Vinyl acetate	59	
78-93-3	2-Butanone	65	
156-59-2	cis-1,2-Dichloroethene	57	
67-66-3	Chloroform	57	
71-55-6	1,1,1-Trichloroethane	59	
56-23-5	Carbon tetrachloride	58	
107-06-2	1,2-Dichloroethane	57	
71-43-2	Benzene	55	
79-01-6	Trichloroethene	57	
78-87-5	1,2-Dichloropropane	57	
75-27-4	Bromodichloromethane	58	
10061-01-5	cis-1,3-Dichloropropene	58	
108-10-1	4-Methyl-2-pentanone	56	
108-88-3	Toluene	56	
10061-02-6	trans-1,3-Dichloropropene	60	
79-00-5	1,1,2-Trichloroethane	57	
127-18-4	Tetrachloroethene	50	
591-78-6	2-Hexanone	65	
124-48-1	Dibromochloromethane	57	
108-90-7	Chlorobenzene	52	
100-41-4	Ethylbenzene	54	
1330-20-7	m,p-Xylene	110	
95-47-6	o-Xylene	53	

1B - FORM I VOA-2

VOLATILE ORGANICS ANALYSIS DATA SHEET

CLIENT SAMPLE NO.

LCS-48342

Lab Name: MITKEM LABORATORIES Contract:

Lab Code: MITKEM Case No.: H2626 Mod. Ref No.: SDG No.: SH2626

Matrix: (SOIL/SED/WATER) WATER Lab Sample ID: LCS-48342

Sample wt/vol: 5.00 (g/mL) ML Lab File ID: V1L0033.D

Level: (TRACE/LOW/MED) LOW Date Received:

% Moisture: not dec. Date Analyzed: 12/31/2009

GC Column: DB-624 ID: 0.25 (mm) Dilution Factor: 1.0

Soil Extract Volume: (uL) Soil Aliquot Volume: (uL)

Purge Volume: 5.0 (mL)

CAS NO.	COMPOUND	CONCENTRATION UNITS: (ug/L or ug/Kg) µG/L	Q
1330-20-7	Xylene (Total)	160	
100-42-5	Styrene	54	
75-25-2	Bromoform	54	
98-82-8	Isopropylbenzene	55	
79-34-5	1,1,2,2-Tetrachloroethane	51	
103-65-1	n-Propylbenzene	52	
108-67-8	1,3,5-Trimethylbenzene	54	
98-06-6	tert-Butylbenzene	53	
95-63-6	1,2,4-Trimethylbenzene	53	
135-98-8	sec-Butylbenzene	53	
99-87-6	4-Isopropyltoluene	53	
541-73-1	1,3-Dichlorobenzene	52	
106-46-7	1,4-Dichlorobenzene	52	
104-51-8	n-Butylbenzene	55	
95-50-1	1,2-Dichlorobenzene	52	
91-20-3	Naphthalene	54	
110-75-8	2-Chloroethyl vinyl ether	56	

1A - FORM I VOA-1

VOLATILE ORGANICS ANALYSIS DATA SHEET

CLIENT SAMPLE NO.

LCSD-48342

Lab Name: MITKEM LABORATORIES Contract:

Lab Code: MITKEM Case No.: H2626 Mod. Ref No.: SDG No.: SH2626

Matrix: (SOIL/SED/WATER) WATER Lab Sample ID: LCSD-48342

Sample wt/vol: 5.00 (g/mL) ML Lab File ID: V1L0034.D

Level: (TRACE/LOW/MED) LOW Date Received:

% Moisture: not dec. Date Analyzed: 12/31/2009

GC Column: DB-624 ID: 0.25 (mm) Dilution Factor: 1.0

Soil Extract Volume: (uL) Soil Aliquot Volume: (uL)

Purge Volume: 5.0 (mL)

CAS NO.	COMPOUND	CONCENTRATION UNITS: (ug/L or ug/Kg) µG/L	Q
74-87-3	Chloromethane	47	
75-01-4	Vinyl chloride	48	
74-83-9	Bromomethane	52	
75-00-3	Chloroethane	54	
75-69-4	Trichlorofluoromethane	56	
75-35-4	1,1-Dichloroethene	54	
67-64-1	Acetone	80	J
75-15-0	Carbon disulfide	49	
75-09-2	Methylene chloride	52	
156-60-5	trans-1,2-Dichloroethene	53	
1634-04-4	Methyl tert-butyl ether	56	
75-34-3	1,1-Dichloroethane	54	
108-05-4	Vinyl acetate	56	
78-93-3	2-Butanone	67	
156-59-2	cis-1,2-Dichloroethene	54	
67-66-3	Chloroform	55	
71-55-6	1,1,1-Trichloroethane	56	
56-23-5	Carbon tetrachloride	56	
107-06-2	1,2-Dichloroethane	55	
71-43-2	Benzene	53	
79-01-6	Trichloroethene	55	
78-87-5	1,2-Dichloropropane	56	
75-27-4	Bromodichloromethane	55	
10061-01-5	cis-1,3-Dichloropropene	57	
108-10-1	4-Methyl-2-pentanone	55	
108-88-3	Toluene	54	
10061-02-6	trans-1,3-Dichloropropene	57	
79-00-5	1,1,2-Trichloroethane	55	
127-18-4	Tetrachloroethene	50	
591-78-6	2-Hexanone	57	
124-48-1	Dibromochloromethane	54	
108-90-7	Chlorobenzene	50	
100-41-4	Ethylbenzene	51	
1330-20-7	m,p-Xylene	100	
95-47-6	o-Xylene	52	

1B - FORM I VOA-2

VOLATILE ORGANICS ANALYSIS DATA SHEET

CLIENT SAMPLE NO.

LCSD-48342

Lab Name: MITKEM LABORATORIES Contract:

Lab Code: MITKEM Case No.: H2626 Mod. Ref No.: SDG No.: SH2626

Matrix: (SOIL/SED/WATER) WATER Lab Sample ID: LCSD-48342

Sample wt/vol: 5.00 (g/mL) ML Lab File ID: V1L0034.D

Level: (TRACE/LOW/MED) LOW Date Received:

% Moisture: not dec. Date Analyzed: 12/31/2009

GC Column: DB-624 ID: 0.25 (mm) Dilution Factor: 1.0

Soil Extract Volume: (uL) Soil Aliquot Volume: (uL)

Purge Volume: 5.0 (mL)

CAS NO.	COMPOUND	CONCENTRATION UNITS: (ug/L or ug/Kg) µG/L	Q
1330-20-7	Xylene (Total)	160	
100-42-5	Styrene	52	
75-25-2	Bromoform	52	
98-82-8	Isopropylbenzene	53	
79-34-5	1,1,2,2-Tetrachloroethane	51	
103-65-1	n-Propylbenzene	50	
108-67-8	1,3,5-Trimethylbenzene	51	
98-06-6	tert-Butylbenzene	51	
95-63-6	1,2,4-Trimethylbenzene	50	
135-98-8	sec-Butylbenzene	51	
99-87-6	4-Isopropyltoluene	51	
541-73-1	1,3-Dichlorobenzene	50	
106-46-7	1,4-Dichlorobenzene	49	
104-51-8	n-Butylbenzene	52	
95-50-1	1,2-Dichlorobenzene	49	
91-20-3	Naphthalene	52	
110-75-8	2-Chloroethyl vinyl ether	55	

1A - FORM I VOA-1

VOLATILE ORGANICS ANALYSIS DATA SHEET

CLIENT SAMPLE NO.

LCS-48205

Lab Name: MITKEM LABORATORIES Contract:

Lab Code: MITKEM Case No.: H2626 Mod. Ref No.: SDG No.: SH2626

Matrix: (SOIL/SED/WATER) SOIL Lab Sample ID: LCS-48205

Sample wt/vol: 5.00 (g/mL) G Lab File ID: V6H1335.D

Level: (TRACE/LOW/MED) LOW Date Received:

% Moisture: not dec. 0.0 Date Analyzed: 12/23/2009

GC Column: DB-624 ID: 0.25 (mm) Dilution Factor: 1.0

Soil Extract Volume: (uL) Soil Aliquot Volume: (uL)

Purge Volume: 10.0 (mL)

CAS NO.	COMPOUND	CONCENTRATION UNITS: (ug/L or ug/Kg) µG/KG	Q
74-87-3	Chloromethane	51	
75-01-4	Vinyl chloride	52	
74-83-9	Bromomethane	56	
75-00-3	Chloroethane	52	
75-69-4	Trichlorofluoromethane	35	
75-35-4	1,1-Dichloroethene	47	
67-64-1	Acetone	41	
75-15-0	Carbon disulfide	50	
75-09-2	Methylene chloride	41	B
156-60-5	trans-1,2-Dichloroethene	51	
1634-04-4	Methyl tert-butyl ether	49	
75-34-3	1,1-Dichloroethane	52	
108-05-4	Vinyl acetate	46	
78-93-3	2-Butanone	45	
156-59-2	cis-1,2-Dichloroethene	48	
67-66-3	Chloroform	51	
71-55-6	1,1,1-Trichloroethane	59	
56-23-5	Carbon tetrachloride	57	
107-06-2	1,2-Dichloroethane	55	
71-43-2	Benzene	49	
79-01-6	Trichloroethene	49	
78-87-5	1,2-Dichloropropane	47	
75-27-4	Bromodichloromethane	51	
10061-01-5	cis-1,3-Dichloropropene	46	
108-10-1	4-Methyl-2-pentanone	44	
108-88-3	Toluene	50	
10061-02-6	trans-1,3-Dichloropropene	48	
79-00-5	1,1,2-Trichloroethane	46	
127-18-4	Tetrachloroethene	68	
591-78-6	2-Hexanone	49	
124-48-1	Dibromochloromethane	55	
108-90-7	Chlorobenzene	56	
100-41-4	Ethylbenzene	58	
1330-20-7	m,p-Xylene	120	
95-47-6	o-Xylene	58	

1B - FORM I VOA-2

VOLATILE ORGANICS ANALYSIS DATA SHEET

CLIENT SAMPLE NO.

LCS-48205

Lab Name: MITKEM LABORATORIES Contract:

Lab Code: MITKEM Case No.: H2626 Mod. Ref No.: SDG No.: SH2626

Matrix: (SOIL/SED/WATER) SOIL Lab Sample ID: LCS-48205

Sample wt/vol: 5.00 (g/mL) G Lab File ID: V6H1335.D

Level: (TRACE/LOW/MED) LOW Date Received:

% Moisture: not dec. 0.0 Date Analyzed: 12/23/2009

GC Column: DB-624 ID: 0.25 (mm) Dilution Factor: 1.0

Soil Extract Volume: (uL) Soil Aliquot Volume: (uL)

Purge Volume: 10.0 (mL)

CAS NO.	COMPOUND	CONCENTRATION UNITS: (ug/L or ug/Kg) µG/KG	Q
1330-20-7	Xylene (Total)	170	
100-42-5	Styrene	55	
75-25-2	Bromoform	56	
98-82-8	Isopropylbenzene	61	
79-34-5	1,1,2,2-Tetrachloroethane	54	
103-65-1	n-Propylbenzene	60	
108-67-8	1,3,5-Trimethylbenzene	61	
98-06-6	tert-Butylbenzene	59	
95-63-6	1,2,4-Trimethylbenzene	60	
135-98-8	sec-Butylbenzene	59	
99-87-6	4-Isopropyltoluene	60	
541-73-1	1,3-Dichlorobenzene	59	
106-46-7	1,4-Dichlorobenzene	57	
104-51-8	n-Butylbenzene	58	
95-50-1	1,2-Dichlorobenzene	58	
91-20-3	Naphthalene	52	
110-75-8	2-Chloroethyl vinyl ether	36	

1A - FORM I VOA-1

VOLATILE ORGANICS ANALYSIS DATA SHEET

CLIENT SAMPLE NO.

LCSD-48205

Lab Name: MITKEM LABORATORIES Contract:

Lab Code: MITKEM Case No.: H2626 Mod. Ref No.: SDG No.: SH2626

Matrix: (SOIL/SED/WATER) SOIL Lab Sample ID: LCSD-48205

Sample wt/vol: 5.00 (g/mL) G Lab File ID: V6H1335A.D

Level: (TRACE/LOW/MED) LOW Date Received:

% Moisture: not dec. 0.0 Date Analyzed: 12/23/2009

GC Column: DB-624 ID: 0.25 (mm) Dilution Factor: 1.0

Soil Extract Volume: (uL) Soil Aliquot Volume: (uL)

Purge Volume: 10.0 (mL)

CAS NO.	COMPOUND	CONCENTRATION UNITS: (ug/L or ug/Kg) µG/KG	Q
74-87-3	Chloromethane	51	
75-01-4	Vinyl chloride	51	
74-83-9	Bromomethane	54	
75-00-3	Chloroethane	48	
75-69-4	Trichlorofluoromethane	57	
75-35-4	1,1-Dichloroethene	47	
67-64-1	Acetone	52	
75-15-0	Carbon disulfide	50	
75-09-2	Methylene chloride	38	B
156-60-5	trans-1,2-Dichloroethene	51	
1634-04-4	Methyl tert-butyl ether	49	
75-34-3	1,1-Dichloroethane	49	
108-05-4	Vinyl acetate	48	
78-93-3	2-Butanone	48	
156-59-2	cis-1,2-Dichloroethene	49	
67-66-3	Chloroform	50	
71-55-6	1,1,1-Trichloroethane	54	
56-23-5	Carbon tetrachloride	53	
107-06-2	1,2-Dichloroethane	51	
71-43-2	Benzene	48	
79-01-6	Trichloroethene	46	
78-87-5	1,2-Dichloropropane	48	
75-27-4	Bromodichloromethane	48	
10061-01-5	cis-1,3-Dichloropropene	49	
108-10-1	4-Methyl-2-pentanone	47	
108-88-3	Toluene	52	
10061-02-6	trans-1,3-Dichloropropene	47	
79-00-5	1,1,2-Trichloroethane	49	
127-18-4	Tetrachloroethene	68	
591-78-6	2-Hexanone	54	
124-48-1	Dibromochloromethane	57	
108-90-7	Chlorobenzene	58	
100-41-4	Ethylbenzene	58	
1330-20-7	m,p-Xylene	120	
95-47-6	o-Xylene	60	

1B - FORM I VOA-2

VOLATILE ORGANICS ANALYSIS DATA SHEET

CLIENT SAMPLE NO.

LCSD-48205

Lab Name: MITKEM LABORATORIES Contract:

Lab Code: MITKEM Case No.: H2626 Mod. Ref No.: SDG No.: SH2626

Matrix: (SOIL/SED/WATER) SOIL Lab Sample ID: LCSD-48205

Sample wt/vol: 5.00 (g/mL) G Lab File ID: V6H1335A.D

Level: (TRACE/LOW/MED) LOW Date Received:

% Moisture: not dec. 0.0 Date Analyzed: 12/23/2009

GC Column: DB-624 ID: 0.25 (mm) Dilution Factor: 1.0

Soil Extract Volume: (uL) Soil Aliquot Volume: (uL)

Purge Volume: 10.0 (mL)

CAS NO.	COMPOUND	CONCENTRATION UNITS: (ug/L or ug/Kg) µG/KG	Q
1330-20-7	Xylene (Total)	180	
100-42-5	Styrene	58	
75-25-2	Bromoform	55	
98-82-8	Isopropylbenzene	63	
79-34-5	1,1,2,2-Tetrachloroethane	57	
103-65-1	n-Propylbenzene	62	
108-67-8	1,3,5-Trimethylbenzene	64	
98-06-6	tert-Butylbenzene	62	
95-63-6	1,2,4-Trimethylbenzene	64	
135-98-8	sec-Butylbenzene	63	
99-87-6	4-Isopropyltoluene	63	
541-73-1	1,3-Dichlorobenzene	62	
106-46-7	1,4-Dichlorobenzene	60	
104-51-8	n-Butylbenzene	64	
95-50-1	1,2-Dichlorobenzene	62	
91-20-3	Naphthalene	57	
110-75-8	2-Chloroethyl vinyl ether	34	

1A - FORM I VOA-1

VOLATILE ORGANICS ANALYSIS DATA SHEET

CLIENT SAMPLE NO.

LCS-48242

Lab Name: MITKEM LABORATORIES Contract:

Lab Code: MITKEM Case No.: H2626 Mod. Ref No.: SDG No.: SH2626

Matrix: (SOIL/SED/WATER) SOIL Lab Sample ID: LCS-48242

Sample wt/vol: 5.00 (g/mL) G Lab File ID: V6H1355.D

Level: (TRACE/LOW/MED) LOW Date Received:

% Moisture: not dec. 0.0 Date Analyzed: 12/24/2009

GC Column: DB-624 ID: 0.25 (mm) Dilution Factor: 1.0

Soil Extract Volume: (uL) Soil Aliquot Volume: (uL)

Purge Volume: 10.0 (mL)

CAS NO.	COMPOUND	CONCENTRATION UNITS: (ug/L or ug/Kg) µG/KG	Q
74-87-3	Chloromethane	41	
75-01-4	Vinyl chloride	44	
74-83-9	Bromomethane	52	
75-00-3	Chloroethane	43	
75-69-4	Trichlorofluoromethane	36	
75-35-4	1,1-Dichloroethene	41	
67-64-1	Acetone	51	
75-15-0	Carbon disulfide	42	
75-09-2	Methylene chloride	32	
156-60-5	trans-1,2-Dichloroethene	44	
1634-04-4	Methyl tert-butyl ether	45	
75-34-3	1,1-Dichloroethane	44	
108-05-4	Vinyl acetate	43	
78-93-3	2-Butanone	52	
156-59-2	cis-1,2-Dichloroethene	43	
67-66-3	Chloroform	44	
71-55-6	1,1,1-Trichloroethane	47	
56-23-5	Carbon tetrachloride	49	
107-06-2	1,2-Dichloroethane	49	
71-43-2	Benzene	43	
79-01-6	Trichloroethene	42	
78-87-5	1,2-Dichloropropane	42	
75-27-4	Bromodichloromethane	45	
10061-01-5	cis-1,3-Dichloropropene	44	
108-10-1	4-Methyl-2-pentanone	50	
108-88-3	Toluene	45	
10061-02-6	trans-1,3-Dichloropropene	45	
79-00-5	1,1,2-Trichloroethane	44	
127-18-4	Tetrachloroethene	58	
591-78-6	2-Hexanone	62	
124-48-1	Dibromochloromethane	52	
108-90-7	Chlorobenzene	53	
100-41-4	Ethylbenzene	54	
1330-20-7	m,p-Xylene	110	
95-47-6	o-Xylene	54	

1B - FORM I VOA-2

VOLATILE ORGANICS ANALYSIS DATA SHEET

CLIENT SAMPLE NO.

LCS-48242

Lab Name: MITKEM LABORATORIES Contract:

Lab Code: MITKEM Case No.: H2626 Mod. Ref No.: SDG No.: SH2626

Matrix: (SOIL/SED/WATER) SOIL Lab Sample ID: LCS-48242

Sample wt/vol: 5.00 (g/mL) G Lab File ID: V6H1355.D

Level: (TRACE/LOW/MED) LOW Date Received:

% Moisture: not dec. 0.0 Date Analyzed: 12/24/2009

GC Column: DB-624 ID: 0.25 (mm) Dilution Factor: 1.0

Soil Extract Volume: (uL) Soil Aliquot Volume: (uL)

Purge Volume: 10.0 (mL)

CAS NO.	COMPOUND	CONCENTRATION UNITS: (ug/L or ug/Kg) µG/KG	Q
1330-20-7	Xylene (Total)	160	
100-42-5	Styrene	52	
75-25-2	Bromoform	52	
98-82-8	Isopropylbenzene	56	
79-34-5	1,1,2,2-Tetrachloroethane	52	
103-65-1	n-Propylbenzene	55	
108-67-8	1,3,5-Trimethylbenzene	57	
98-06-6	tert-Butylbenzene	55	
95-63-6	1,2,4-Trimethylbenzene	55	
135-98-8	sec-Butylbenzene	55	
99-87-6	4-Isopropyltoluene	56	
541-73-1	1,3-Dichlorobenzene	55	
106-46-7	1,4-Dichlorobenzene	54	
104-51-8	n-Butylbenzene	56	
95-50-1	1,2-Dichlorobenzene	55	
91-20-3	Naphthalene	57	
110-75-8	2-Chloroethyl vinyl ether	36	

1A - FORM I VOA-1

VOLATILE ORGANICS ANALYSIS DATA SHEET

CLIENT SAMPLE NO.

LCSD-48242

Lab Name: MITKEM LABORATORIES Contract:

Lab Code: MITKEM Case No.: H2626 Mod. Ref No.: SDG No.: SH2626

Matrix: (SOIL/SED/WATER) SOIL Lab Sample ID: LCSD-48242

Sample wt/vol: 5.00 (g/mL) G Lab File ID: V6H1356.D

Level: (TRACE/LOW/MED) LOW Date Received:

% Moisture: not dec. 0.0 Date Analyzed: 12/24/2009

GC Column: DB-624 ID: 0.25 (mm) Dilution Factor: 1.0

Soil Extract Volume: (uL) Soil Aliquot Volume: (uL)

Purge Volume: 10.0 (mL)

CAS NO.	COMPOUND	CONCENTRATION UNITS: (ug/L or ug/Kg) µG/KG	Q
74-87-3	Chloromethane	46	
75-01-4	Vinyl chloride	44	
74-83-9	Bromomethane	51	
75-00-3	Chloroethane	49	
75-69-4	Trichlorofluoromethane	38	
75-35-4	1,1-Dichloroethene	46	
67-64-1	Acetone	54	
75-15-0	Carbon disulfide	44	
75-09-2	Methylene chloride	36	
156-60-5	trans-1,2-Dichloroethene	46	
1634-04-4	Methyl tert-butyl ether	47	
75-34-3	1,1-Dichloroethane	47	
108-05-4	Vinyl acetate	46	
78-93-3	2-Butanone	55	
156-59-2	cis-1,2-Dichloroethene	45	
67-66-3	Chloroform	46	
71-55-6	1,1,1-Trichloroethane	48	
56-23-5	Carbon tetrachloride	48	
107-06-2	1,2-Dichloroethane	51	
71-43-2	Benzene	45	
79-01-6	Trichloroethene	45	
78-87-5	1,2-Dichloropropane	45	
75-27-4	Bromodichloromethane	49	
10061-01-5	cis-1,3-Dichloropropene	48	
108-10-1	4-Methyl-2-pentanone	53	
108-88-3	Toluene	51	
10061-02-6	trans-1,3-Dichloropropene	48	
79-00-5	1,1,2-Trichloroethane	49	
127-18-4	Tetrachloroethene	59	
591-78-6	2-Hexanone	64	
124-48-1	Dibromochloromethane	53	
108-90-7	Chlorobenzene	55	
100-41-4	Ethylbenzene	56	
1330-20-7	m,p-Xylene	110	
95-47-6	o-Xylene	56	

1B - FORM I VOA-2

VOLATILE ORGANICS ANALYSIS DATA SHEET

CLIENT SAMPLE NO.

LCSD-48242

Lab Name: MITKEM LABORATORIES Contract:

Lab Code: MITKEM Case No.: H2626 Mod. Ref No.: SDG No.: SH2626

Matrix: (SOIL/SED/WATER) SOIL Lab Sample ID: LCSD-48242

Sample wt/vol: 5.00 (g/mL) G Lab File ID: V6H1356.D

Level: (TRACE/LOW/MED) LOW Date Received:

% Moisture: not dec. 0.0 Date Analyzed: 12/24/2009

GC Column: DB-624 ID: 0.25 (mm) Dilution Factor: 1.0

Soil Extract Volume: (uL) Soil Aliquot Volume: (uL)

Purge Volume: 10.0 (mL)

CAS NO.	COMPOUND	CONCENTRATION UNITS: (ug/L or ug/Kg) µG/KG	Q
1330-20-7	Xylene (Total)	170	
100-42-5	Styrene	56	
75-25-2	Bromoform	54	
98-82-8	Isopropylbenzene	58	
79-34-5	1,1,2,2-Tetrachloroethane	57	
103-65-1	n-Propylbenzene	57	
108-67-8	1,3,5-Trimethylbenzene	57	
98-06-6	tert-Butylbenzene	56	
95-63-6	1,2,4-Trimethylbenzene	58	
135-98-8	sec-Butylbenzene	57	
99-87-6	4-Isopropyltoluene	57	
541-73-1	1,3-Dichlorobenzene	57	
106-46-7	1,4-Dichlorobenzene	56	
104-51-8	n-Butylbenzene	58	
95-50-1	1,2-Dichlorobenzene	57	
91-20-3	Naphthalene	61	
110-75-8	2-Chloroethyl vinyl ether	38	

1A - FORM I VOA-1

VOLATILE ORGANICS ANALYSIS DATA SHEET

CLIENT SAMPLE NO.

690-SS-7(2"-2')-0MS

Lab Name: MITKEM LABORATORIES Contract:

Lab Code: MITKEM Case No.: H2626 Mod. Ref No.: SDG No.: SH2626

Matrix: (SOIL/SED/WATER) SOIL Lab Sample ID: H2626-02BMS

Sample wt/vol: 4.80 (g/mL) G Lab File ID: V6H1346.D

Level: (TRACE/LOW/MED) LOW Date Received: 12/23/2009

% Moisture: not dec. 20 Date Analyzed: 12/23/2009

GC Column: DB-624 ID: 0.25 (mm) Dilution Factor: 1.0

Soil Extract Volume: (uL) Soil Aliquot Volume: (uL)

Purge Volume: 10.0 (mL)

CAS NO.	COMPOUND	CONCENTRATION UNITS: (ug/L or ug/Kg) µG/KG	Q
74-87-3	Chloromethane	69	
75-01-4	Vinyl chloride	66	
74-83-9	Bromomethane	76	
75-00-3	Chloroethane	64	
75-69-4	Trichlorofluoromethane	76	
75-35-4	1,1-Dichloroethene	59	
67-64-1	Acetone	53	
75-15-0	Carbon disulfide	58	
75-09-2	Methylene chloride	47	B
156-60-5	trans-1,2-Dichloroethene	61	
1634-04-4	Methyl tert-butyl ether	69	
75-34-3	1,1-Dichloroethane	67	
108-05-4	Vinyl acetate	40	
78-93-3	2-Butanone	62	
156-59-2	cis-1,2-Dichloroethene	58	
67-66-3	Chloroform	75	
71-55-6	1,1,1-Trichloroethane	86	
56-23-5	Carbon tetrachloride	87	
107-06-2	1,2-Dichloroethane	90	
71-43-2	Benzene	58	
79-01-6	Trichloroethene	60	
78-87-5	1,2-Dichloropropane	60	
75-27-4	Bromodichloromethane	74	
10061-01-5	cis-1,3-Dichloropropene	57	
108-10-1	4-Methyl-2-pentanone	61	
108-88-3	Toluene	57	
10061-02-6	trans-1,3-Dichloropropene	67	
79-00-5	1,1,2-Trichloroethane	62	
127-18-4	Tetrachloroethene	82	
591-78-6	2-Hexanone	68	
124-48-1	Dibromochloromethane	77	
108-90-7	Chlorobenzene	65	
100-41-4	Ethylbenzene	66	
1330-20-7	m,p-Xylene	130	
95-47-6	o-Xylene	67	

1B - FORM I VOA-2

VOLATILE ORGANICS ANALYSIS DATA SHEET

CLIENT SAMPLE NO.

690-SS-7(2"-2')-0MS

Lab Name: MITKEM LABORATORIES Contract:

Lab Code: MITKEM Case No.: H2626 Mod. Ref No.: SDG No.: SH2626

Matrix: (SOIL/SED/WATER) SOIL Lab Sample ID: H2626-02BMS

Sample wt/vol: 4.80 (g/mL) G Lab File ID: V6H1346.D

Level: (TRACE/LOW/MED) LOW Date Received: 12/23/2009

% Moisture: not dec. 20 Date Analyzed: 12/23/2009

GC Column: DB-624 ID: 0.25 (mm) Dilution Factor: 1.0

Soil Extract Volume: (uL) Soil Aliquot Volume: (uL)

Purge Volume: 10.0 (mL)

CAS NO.	COMPOUND	CONCENTRATION UNITS: (ug/L or ug/Kg) µG/KG	Q
1330-20-7	Xylene (Total)	200	
100-42-5	Styrene	63	
75-25-2	Bromoform	73	
98-82-8	Isopropylbenzene	71	
79-34-5	1,1,2,2-Tetrachloroethane	55	
103-65-1	n-Propylbenzene	54	
108-67-8	1,3,5-Trimethylbenzene	58	
98-06-6	tert-Butylbenzene	58	
95-63-6	1,2,4-Trimethylbenzene	59	
135-98-8	sec-Butylbenzene	53	
99-87-6	4-Isopropyltoluene	55	
541-73-1	1,3-Dichlorobenzene	55	
106-46-7	1,4-Dichlorobenzene	55	
104-51-8	n-Butylbenzene	49	
95-50-1	1,2-Dichlorobenzene	58	
91-20-3	Naphthalene	39	
110-75-8	2-Chloroethyl vinyl ether	6.5	U

1A - FORM I VOA-1

VOLATILE ORGANICS ANALYSIS DATA SHEET

CLIENT SAMPLE NO.

690-SS-7(2"-2')-0MSD

Lab Name: MITKEM LABORATORIES Contract:

Lab Code: MITKEM Case No.: H2626 Mod. Ref No.: SDG No.: SH2626

Matrix: (SOIL/SED/WATER) SOIL Lab Sample ID: H2626-02BMSD

Sample wt/vol: 5.00 (g/mL) G Lab File ID: V6H1347.D

Level: (TRACE/LOW/MED) LOW Date Received: 12/23/2009

% Moisture: not dec. 20 Date Analyzed: 12/23/2009

GC Column: DB-624 ID: 0.25 (mm) Dilution Factor: 1.0

Soil Extract Volume: (uL) Soil Aliquot Volume: (uL)

Purge Volume: 10.0 (mL)

CAS NO.	COMPOUND	CONCENTRATION UNITS: (ug/L or ug/Kg) µG/KG	Q
74-87-3	Chloromethane	70	
75-01-4	Vinyl chloride	65	
74-83-9	Bromomethane	71	
75-00-3	Chloroethane	70	
75-69-4	Trichlorofluoromethane	64	
75-35-4	1,1-Dichloroethene	58	
67-64-1	Acetone	55	
75-15-0	Carbon disulfide	54	
75-09-2	Methylene chloride	44	B
156-60-5	trans-1,2-Dichloroethene	60	
1634-04-4	Methyl tert-butyl ether	66	
75-34-3	1,1-Dichloroethane	62	
108-05-4	Vinyl acetate	40	
78-93-3	2-Butanone	58	
156-59-2	cis-1,2-Dichloroethene	59	
67-66-3	Chloroform	69	
71-55-6	1,1,1-Trichloroethane	79	
56-23-5	Carbon tetrachloride	81	
107-06-2	1,2-Dichloroethane	81	
71-43-2	Benzene	55	
79-01-6	Trichloroethene	60	
78-87-5	1,2-Dichloropropane	58	
75-27-4	Bromodichloromethane	72	
10061-01-5	cis-1,3-Dichloropropene	59	
108-10-1	4-Methyl-2-pentanone	56	
108-88-3	Toluene	61	
10061-02-6	trans-1,3-Dichloropropene	67	
79-00-5	1,1,2-Trichloroethane	63	
127-18-4	Tetrachloroethene	85	
591-78-6	2-Hexanone	66	
124-48-1	Dibromochloromethane	75	
108-90-7	Chlorobenzene	65	
100-41-4	Ethylbenzene	69	
1330-20-7	m,p-Xylene	140	
95-47-6	o-Xylene	71	

1B - FORM I VOA-2

VOLATILE ORGANICS ANALYSIS DATA SHEET

CLIENT SAMPLE NO.

690-SS-7(2"-2')-0MSD

Lab Name: MITKEM LABORATORIES Contract:

Lab Code: MITKEM Case No.: H2626 Mod. Ref No.: SDG No.: SH2626

Matrix: (SOIL/SED/WATER) SOIL Lab Sample ID: H2626-02BMSD

Sample wt/vol: 5.00 (g/mL) G Lab File ID: V6H1347.D

Level: (TRACE/LOW/MED) LOW Date Received: 12/23/2009

% Moisture: not dec. 20 Date Analyzed: 12/23/2009

GC Column: DB-624 ID: 0.25 (mm) Dilution Factor: 1.0

Soil Extract Volume: (uL) Soil Aliquot Volume: (uL)

Purge Volume: 10.0 (mL)

CAS NO.	COMPOUND	CONCENTRATION UNITS: (ug/L or ug/Kg) µG/KG	Q
1330-20-7	Xylene (Total)	210	
100-42-5	Styrene	68	
75-25-2	Bromoform	70	
98-82-8	Isopropylbenzene	76	
79-34-5	1,1,2,2-Tetrachloroethane	58	
103-65-1	n-Propylbenzene	66	
108-67-8	1,3,5-Trimethylbenzene	69	
98-06-6	tert-Butylbenzene	68	
95-63-6	1,2,4-Trimethylbenzene	68	
135-98-8	sec-Butylbenzene	66	
99-87-6	4-Isopropyltoluene	68	
541-73-1	1,3-Dichlorobenzene	64	
106-46-7	1,4-Dichlorobenzene	63	
104-51-8	n-Butylbenzene	65	
95-50-1	1,2-Dichlorobenzene	65	
91-20-3	Naphthalene	50	
110-75-8	2-Chloroethyl vinyl ether	6.3	U

1D - FORM I SV-1

SEMIVOLATILE ORGANICS ANALYSIS DATA SHEET

CLIENT SAMPLE NO.: 690-SS-7(0"-2")-0

Lab Name: MITKEM LABORATORIES Contract:

Lab Code: MITKEM Case No.: H2626 Mod. Ref No.: SDG No.: SH2626

Matrix: (SOIL/SED/WATER) SOIL Lab Sample ID: H2626-01A

Sample wt/vol: 30.1 (g/mL) G Lab File ID: S1G1422.D

Level: (LOW/MED) LOW Extraction: (Type) SONC

% Moisture: 13 Decanted: (Y/N) N Date Received: 12/23/2009

Concentrated Extract Volume: 1000 (uL) Date Extracted: 12/28/2009

Injection Volume: 1.0 (uL) GPC Factor: 1.00 Date Analyzed: 12/31/2009

GPC Cleanup: (Y/N) N pH: Dilution Factor: 1.0

CAS NO.	COMPOUND	CONCENTRATION UNITS: (ug/L or ug/Kg) µG/KG	Q
108-95-2	Phenol	380	U
111-44-4	Bis(2-chloroethyl)ether	380	U
95-57-8	2-Chlorophenol	380	U
541-73-1	1,3-Dichlorobenzene	380	U
106-46-7	1,4-Dichlorobenzene	380	U
95-50-1	1,2-Dichlorobenzene	380	U
95-48-7	2-Methylphenol	380	U
108-60-1	2,2´-oxybis(1-Chloropropane)	380	U
106-44-5	4-Methylphenol	380	U
621-64-7	N-Nitroso-di-n-propylamine	380	U
67-72-1	Hexachloroethane	380	U
98-95-3	Nitrobenzene	380	U
78-59-1	Isophorone	380	U
88-75-5	2-Nitrophenol	380	U
105-67-9	2,4-Dimethylphenol	380	U
120-83-2	2,4-Dichlorophenol	380	U
120-82-1	1,2,4-Trichlorobenzene	380	U
91-20-3	Naphthalene	380	U
106-47-8	4-Chloroaniline	380	U
111-91-1	Bis(2-chloroethoxy)methane	380	U
87-68-3	Hexachlorobutadiene	380	U
59-50-7	4-Chloro-3-methylphenol	380	U
91-57-6	2-Methylnaphthalene	380	U
77-47-4	Hexachlorocyclopentadiene	380	U J
88-06-2	2,4,6-Trichlorophenol	380	U
95-95-4	2,4,5-Trichlorophenol	770	U
91-58-7	2-Chloronaphthalene	380	U
88-74-4	2-Nitroaniline	770	U
131-11-3	Dimethylphthalate	380	U
208-96-8	Acenaphthylene	380	U
606-20-2	2,6-Dinitrotoluene	380	U
99-09-2	3-Nitroaniline	770	U
83-32-9	Acenaphthene	380	U
51-28-5	2,4-Dinitrophenol	770	U
100-02-7	4-Nitrophenol	770	U
132-64-9	Dibenzofuran	380	U
121-14-2	2,4-Dinitrotoluene	380	U

1E - FORM I SV-2

SEMIVOLATILE ORGANICS ANALYSIS DATA SHEET

CLIENT SAMPLE NO.

690-SS-7(0"-2")-0

Lab Name: MITKEM LABORATORIES Contract:

Lab Code: MITKEM Case No.: H2626 Mod. Ref No.: SDG No.: SH2626

Matrix: (SOIL/SED/WATER) SOIL Lab Sample ID: H2626-01A

Sample wt/vol: 30.1 (g/mL) G Lab File ID: S1G1422.D

Level: (LOW/MED) LOW Extraction: (Type) SONC

% Moisture: 13 Decanted: (Y/N) N Date Received: 12/23/2009

Concentrated Extract Volume: 1000 (uL) Date Extracted: 12/28/2009

Injection Volume: 1.0 (uL) GPC Factor: 1.00 Date Analyzed: 12/31/2009

GPC Cleanup: (Y/N) N pH: Dilution Factor: 1.0

CAS NO.	COMPOUND	CONCENTRATION UNITS: (ug/L or ug/Kg) µG/KG	Q
84-66-2	Diethylphthalate	380	U
7005-72-3	4-Chlorophenyl-phenylether	380	U
86-73-7	Fluorene	380	U
100-01-6	4-Nitroaniline	770	U
534-52-1	4,6-Dinitro-2-methylphenol	770	U
86-30-6	N-Nitrosodiphenylamine	380	U
101-55-3	4-Bromophenyl-phenylether	380	U
118-74-1	Hexachlorobenzene	380	U
87-86-5	Pentachlorophenol	770	U J
85-01-8	Phenanthrene	48	J
120-12-7	Anthracene	380	U
86-74-8	Carbazole	380	U
84-74-2	Di-n-butylphthalate	110	J
206-44-0	Fluoranthene	87	J
129-00-0	Pyrene	150	J
85-68-7	Butylbenzylphthalate	380	U
91-94-1	3,3'-Dichlorobenzidine	380	U
56-55-3	Benzo(a)anthracene	80	J
218-01-9	Chrysene	73	J
117-81-7	Bis(2-ethylhexyl)phthalate	180	J
117-84-0	Di-n-octylphthalate	380	U R
205-99-2	Benzo(b)fluoranthene	82	J
207-08-9	Benzo(k)fluoranthene	53	J
50-32-8	Benzo(a)pyrene	62	J
193-39-5	Indeno(1,2,3-cd)pyrene	380	U
53-70-3	Dibenzo(a,h)anthracene	380	U R
191-24-2	Benzo(g,h,i)perylene	380	U R

1D - FORM I SV-1

SEMIVOLATILE ORGANICS ANALYSIS DATA SHEET

CLIENT SAMPLE NO.

690-SS-7(0"-2")-0RE

Lab Name: MITKEM LABORATORIES Contract:

Lab Code: MITKEM Case No.: H2626 Mod. Ref No.: SDG No.: SH2626

Matrix: (SOIL/SED/WATER) SOIL Lab Sample ID: H2626-01ARA

Sample wt/vol: 30.1 (g/mL) G Lab File ID: S1G1447.D

Level: (LOW/MED) LOW Extraction: (Type) SONC

% Moisture: 13 Decanted: (Y/N) N Date Received: 12/23/2009

Concentrated Extract Volume: 1000 (uL) Date Extracted: 12/28/2009

Injection Volume: 1.0 (uL) GPC Factor: 1.00 Date Analyzed: 01/04/2010

GPC Cleanup: (Y/N) N pH: Dilution Factor: 1.0

CAS NO.	COMPOUND	CONCENTRATION UNITS: (ug/L or ug/Kg) µG/KG	Q
108-95-2	Phenol	380	U
111-44-4	Bis(2-chloroethyl)ether	380	U
95-57-8	2-Chlorophenol	380	U
541-73-1	1,3-Dichlorobenzene	380	U
106-46-7	1,4-Dichlorobenzene	380	U
95-50-1	1,2-Dichlorobenzene	380	U
95-48-7	2-Methylphenol	380	U
108-60-1	2,2'-oxybis(1-Chloropropane)	380	U
106-44-5	4-Methylphenol	380	U
621-64-7	N-Nitroso-di-n-propylamine	380	U
67-72-1	Hexachloroethane	380	U
98-95-3	Nitrobenzene	380	U
78-59-1	Isophorone	380	U
88-75-5	2-Nitrophenol	380	U
105-67-9	2,4-Dimethylphenol	380	U
120-83-2	2,4-Dichlorophenol	380	U
120-82-1	1,2,4-Trichlorobenzene	380	U
91-20-3	Naphthalene	380	U
106-47-8	4-Chloroaniline	380	U
111-91-1	Bis(2-chloroethoxy)methane	380	U
87-68-3	Hexachlorobutadiene	380	U
59-50-7	4-Chloro-3-methylphenol	380	U
91-57-6	2-Methylnaphthalene	380	U
77-47-4	Hexachlorocyclopentadiene	380	U J
88-06-2	2,4,6-Trichlorophenol	380	U
95-95-4	2,4,5-Trichlorophenol	770	U
91-58-7	2-Chloronaphthalene	380	U
88-74-4	2-Nitroaniline	770	U
131-11-3	Dimethylphthalate	380	U
208-96-8	Acenaphthylene	380	U
606-20-2	2,6-Dinitrotoluene	380	U
99-09-2	3-Nitroaniline	770	U
83-32-9	Acenaphthene	380	U
51-28-5	2,4-Dinitrophenol	770	U
100-02-7	4-Nitrophenol	770	U
132-64-9	Dibenzofuran	380	U
121-14-2	2,4-Dinitrotoluene	380	U

1E - FORM I SV-2

SEMIVOLATILE ORGANICS ANALYSIS DATA SHEET

CLIENT SAMPLE NO.: 690-SS-7(0"-2")-ORE

Lab Name: MITKEM LABORATORIES Contract:

Lab Code: MITKEM Case No.: H2626 Mod. Ref No.: SDG No.: SH2626

Matrix: (SOIL/SED/WATER) SOIL Lab Sample ID: H2626-01ARA

Sample wt/vol: 30.1 (g/mL) G Lab File ID: S1G1447.D

Level: (LOW/MED) LOW Extraction: (Type) SONC

% Moisture: 13 Decanted: (Y/N) N Date Received: 12/23/2009

Concentrated Extract Volume: 1000 (uL) Date Extracted: 12/28/2009

Injection Volume: 1.0 (uL) GPC Factor: 1.00 Date Analyzed: 01/04/2010

GPC Cleanup: (Y/N) N pH: Dilution Factor: 1.0

CAS NO.	COMPOUND	CONCENTRATION UNITS: (ug/L or ug/Kg) µG/KG	Q
84-66-2	Diethylphthalate	380	U
7005-72-3	4-Chlorophenyl-phenylether	380	U
86-73-7	Fluorene	380	U
100-01-6	4-Nitroaniline	770	U
534-52-1	4,6-Dinitro-2-methylphenol	770	U
86-30-6	N-Nitrosodiphenylamine	380	U
101-55-3	4-Bromophenyl-phenylether	380	U
118-74-1	Hexachlorobenzene	380	U
87-86-5	Pentachlorophenol	770	U J
85-01-8	Phenanthrene	56	J
120-12-7	Anthracene	380	U
86-74-8	Carbazole	380	U
84-74-2	Di-n-butylphthalate	110	J
206-44-0	Fluoranthene	83	J
129-00-0	Pyrene	170	J
85-68-7	Butylbenzylphthalate	380	U
91-94-1	3,3´-Dichlorobenzidine	380	U
56-55-3	Benzo(a)anthracene	66	J
218-01-9	Chrysene	76	J
117-81-7	Bis(2-ethylhexyl)phthalate	170	J
117-84-0	Di-n-octylphthalate	380	~~U~~ R
205-99-2	Benzo(b)fluoranthene	100	J
207-08-9	Benzo(k)fluoranthene	40	J
50-32-8	Benzo(a)pyrene	57	J
193-39-5	Indeno(1,2,3-cd)pyrene	38	J
53-70-3	Dibenzo(a,h)anthracene	380	~~U~~ R
191-24-2	Benzo(g,h,i)perylene	380	~~U~~ R

1D - FORM I SV-1

SEMIVOLATILE ORGANICS ANALYSIS DATA SHEET

CLIENT SAMPLE NO.

690-SS-7(2"-2')-0

Lab Name: MITKEM LABORATORIES Contract:

Lab Code: MITKEM Case No.: H2626 Mod. Ref No.: SDG No.: SH2626

Matrix: (SOIL/SED/WATER) SOIL Lab Sample ID: H2626-02A

Sample wt/vol: 30.1 (g/mL) G Lab File ID: S1G1418.D

Level: (LOW/MED) LOW Extraction: (Type) SONC

% Moisture: 20 Decanted: (Y/N) N Date Received: 12/23/2009

Concentrated Extract Volume: 1000 (uL) Date Extracted: 12/28/2009

Injection Volume: 1.0 (uL) GPC Factor: 1.00 Date Analyzed: 12/30/2009

GPC Cleanup: (Y/N) N pH: Dilution Factor: 1.0

CAS NO.	COMPOUND	CONCENTRATION UNITS: (ug/L or ug/Kg) µG/KG	Q
108-95-2	Phenol	410	U
111-44-4	Bis(2-chloroethyl)ether	410	U
95-57-8	2-Chlorophenol	410	U
541-73-1	1,3-Dichlorobenzene	410	U
106-46-7	1,4-Dichlorobenzene	410	U
95-50-1	1,2-Dichlorobenzene	410	U
95-48-7	2-Methylphenol	410	U
108-60-1	2,2'-oxybis(1-Chloropropane)	410	U
106-44-5	4-Methylphenol	410	U
621-64-7	N-Nitroso-di-n-propylamine	410	U
67-72-1	Hexachloroethane	410	U
98-95-3	Nitrobenzene	410	U
78-59-1	Isophorone	410	U
88-75-5	2-Nitrophenol	410	U
105-67-9	2,4-Dimethylphenol	410	U
120-83-2	2,4-Dichlorophenol	410	U
120-82-1	1,2,4-Trichlorobenzene	410	U
91-20-3	Naphthalene	410	U
106-47-8	4-Chloroaniline	410	U
111-91-1	Bis(2-chloroethoxy)methane	410	U
87-68-3	Hexachlorobutadiene	410	U
59-50-7	4-Chloro-3-methylphenol	410	U
91-57-6	2-Methylnaphthalene	410	U
77-47-4	Hexachlorocyclopentadiene	410	U J
88-06-2	2,4,6-Trichlorophenol	410	U
95-95-4	2,4,5-Trichlorophenol	830	U
91-58-7	2-Chloronaphthalene	410	U
88-74-4	2-Nitroaniline	830	U
131-11-3	Dimethylphthalate	410	U
208-96-8	Acenaphthylene	410	U
606-20-2	2,6-Dinitrotoluene	410	U
99-09-2	3-Nitroaniline	830	U
83-32-9	Acenaphthene	410	U
51-28-5	2,4-Dinitrophenol	830	U
100-02-7	4-Nitrophenol	830	U
132-64-9	Dibenzofuran	410	U
121-14-2	2,4-Dinitrotoluene	410	U

1E - FORM I SV-2

SEMIVOLATILE ORGANICS ANALYSIS DATA SHEET

CLIENT SAMPLE NO.

690-SS-7(2"-2')-0

Lab Name: MITKEM LABORATORIES Contract:

Lab Code: MITKEM Case No.: H2626 Mod. Ref No.: SDG No.: SH2626

Matrix: (SOIL/SED/WATER) SOIL Lab Sample ID: H2626-02A

Sample wt/vol: 30.1 (g/mL) G Lab File ID: S1G1418.D

Level: (LOW/MED) LOW Extraction: (Type) SONC

% Moisture: 20 Decanted: (Y/N) N Date Received: 12/23/2009

Concentrated Extract Volume: 1000 (uL) Date Extracted: 12/28/2009

Injection Volume: 1.0 (uL) GPC Factor: 1.00 Date Analyzed: 12/30/2009

GPC Cleanup: (Y/N) N pH: Dilution Factor: 1.0

CAS NO.	COMPOUND	CONCENTRATION UNITS: (ug/L or ug/Kg) µG/KG	Q
84-66-2	Diethylphthalate	410	U
7005-72-3	4-Chlorophenyl-phenylether	410	U
86-73-7	Fluorene	410	U
100-01-6	4-Nitroaniline	830	U
534-52-1	4,6-Dinitro-2-methylphenol	830	U
86-30-6	N-Nitrosodiphenylamine	410	U
101-55-3	4-Bromophenyl-phenylether	410	U
118-74-1	Hexachlorobenzene	410	U
87-86-5	Pentachlorophenol	830	U J
85-01-8	Phenanthrene	410	U
120-12-7	Anthracene	410	U
86-74-8	Carbazole	410	U
84-74-2	Di-n-butylphthalate	100	J
206-44-0	Fluoranthene	410	U
129-00-0	Pyrene	410	U
85-68-7	Butylbenzylphthalate	410	U
91-94-1	3,3'-Dichlorobenzidine	410	U J
56-55-3	Benzo(a)anthracene	410	U
218-01-9	Chrysene	410	U
117-81-7	Bis(2-ethylhexyl)phthalate	410	U
117-84-0	Di-n-octylphthalate	410	U
205-99-2	Benzo(b)fluoranthene	410	U
207-08-9	Benzo(k)fluoranthene	410	U
50-32-8	Benzo(a)pyrene	410	U
193-39-5	Indeno(1,2,3-cd)pyrene	410	U
53-70-3	Dibenzo(a,h)anthracene	410	U
191-24-2	Benzo(g,h,i)perylene	410	U

1D - FORM I SV-1

SEMIVOLATILE ORGANICS ANALYSIS DATA SHEET

CLIENT SAMPLE NO.

690-FB-0

Lab Name: MITKEM LABORATORIES Contract:

Lab Code: MITKEM Case No.: H2626 Mod. Ref No.: SDG No.: SH2626

Matrix: (SOIL/SED/WATER) WATER Lab Sample ID: H2626-04C

Sample wt/vol: 1000 (g/mL) ML Lab File ID: S1G1377.D

Level: (LOW/MED) LOW Extraction: (Type) SEPF

% Moisture: Decanted: (Y/N) Date Received: 12/23/2009

Concentrated Extract Volume: 1000 (uL) Date Extracted: 12/24/2009

Injection Volume: 1.0 (uL) GPC Factor: 1.00 Date Analyzed: 12/29/2009

GPC Cleanup: (Y/N) N pH: Dilution Factor: 1.0

CAS NO.	COMPOUND	CONCENTRATION UNITS: (ug/L or ug/Kg) µG/L	Q
108-95-2	Phenol	10	U
111-44-4	Bis(2-chloroethyl)ether	10	U
95-57-8	2-Chlorophenol	10	U
541-73-1	1,3-Dichlorobenzene	10	U
106-46-7	1,4-Dichlorobenzene	10	U
95-50-1	1,2-Dichlorobenzene	10	U
95-48-7	2-Methylphenol	10	U
108-60-1	2,2'-oxybis(1-Chloropropane)	10	U
106-44-5	4-Methylphenol	10	U
621-64-7	N-Nitroso-di-n-propylamine	10	U
67-72-1	Hexachloroethane	10	U
98-95-3	Nitrobenzene	10	U
78-59-1	Isophorone	10	U
88-75-5	2-Nitrophenol	10	U
105-67-9	2,4-Dimethylphenol	10	U
120-83-2	2,4-Dichlorophenol	10	U
120-82-1	1,2,4-Trichlorobenzene	10	U
91-20-3	Naphthalene	10	U
106-47-8	4-Chloroaniline	10	U
111-91-1	Bis(2-chloroethoxy)methane	10	U
87-68-3	Hexachlorobutadiene	10	U
59-50-7	4-Chloro-3-methylphenol	10	U
91-57-6	2-Methylnaphthalene	10	U
77-47-4	Hexachlorocyclopentadiene	10	U J
88-06-2	2,4,6-Trichlorophenol	10	U
95-95-4	2,4,5-Trichlorophenol	20	U
91-58-7	2-Chloronaphthalene	10	U
88-74-4	2-Nitroaniline	20	U
131-11-3	Dimethylphthalate	10	U
208-96-8	Acenaphthylene	10	U
606-20-2	2,6-Dinitrotoluene	10	U
99-09-2	3-Nitroaniline	20	U
83-32-9	Acenaphthene	10	U
51-28-5	2,4-Dinitrophenol	20	U
100-02-7	4-Nitrophenol	20	U
132-64-9	Dibenzofuran	10	U
121-14-2	2,4-Dinitrotoluene	10	U

1E - FORM I SV-2

SEMIVOLATILE ORGANICS ANALYSIS DATA SHEET

CLIENT SAMPLE NO.

690-FB-0

Lab Name: MITKEM LABORATORIES Contract:

Lab Code: MITKEM Case No.: H2626 Mod. Ref No.: SDG No.: SH2626

Matrix: (SOIL/SED/WATER) WATER Lab Sample ID: H2626-04C

Sample wt/vol: 1000 (g/mL) ML Lab File ID: S1G1377.D

Level: (LOW/MED) LOW Extraction: (Type) SEPF

% Moisture: Decanted: (Y/N) Date Received: 12/23/2009

Concentrated Extract Volume: 1000 (uL) Date Extracted: 12/24/2009

Injection Volume: 1.0 (uL) GPC Factor: 1.00 Date Analyzed: 12/29/2009

GPC Cleanup: (Y/N) N pH: Dilution Factor: 1.0

CAS NO.	COMPOUND	CONCENTRATION UNITS: (ug/L or ug/Kg) µG/L	Q
84-66-2	Diethylphthalate	10	U
7005-72-3	4-Chlorophenyl-phenylether	10	U
86-73-7	Fluorene	10	U
100-01-6	4-Nitroaniline	20	U
534-52-1	4,6-Dinitro-2-methylphenol	20	U
86-30-6	N-Nitrosodiphenylamine	10	U
101-55-3	4-Bromophenyl-phenylether	10	U
118-74-1	Hexachlorobenzene	10	U
87-86-5	Pentachlorophenol	20	U J
85-01-8	Phenanthrene	10	U
120-12-7	Anthracene	10	U
86-74-8	Carbazole	10	U
84-74-2	Di-n-butylphthalate	10	U
206-44-0	Fluoranthene	10	U
129-00-0	Pyrene	10	U
85-68-7	Butylbenzylphthalate	10	U
91-94-1	3,3'-Dichlorobenzidine	10	U
56-55-3	Benzo(a)anthracene	10	U
218-01-9	Chrysene	10	U
117-81-7	Bis(2-ethylhexyl)phthalate	10	U
117-84-0	Di-n-octylphthalate	10	U
205-99-2	Benzo(b)fluoranthene	10	U
207-08-9	Benzo(k)fluoranthene	10	U
50-32-8	Benzo(a)pyrene	10	U
193-39-5	Indeno(1,2,3-cd)pyrene	10	U
53-70-3	Dibenzo(a,h)anthracene	10	U
191-24-2	Benzo(g,h,i)perylene	10	U

1D - FORM I SV-1

SEMIVOLATILE ORGANICS ANALYSIS DATA SHEET

CLIENT SAMPLE NO.

690-SS-7(0"-2")-D

Lab Name: MITKEM LABORATORIES Contract:

Lab Code: MITKEM Case No.: H2626 Mod. Ref No.: SDG No.: SH2626

Matrix: (SOIL/SED/WATER) SOIL Lab Sample ID: H2626-05C

Sample wt/vol: 30.2 (g/mL) G Lab File ID: S1G1446.D

Level: (LOW/MED) LOW Extraction: (Type) SONC

% Moisture: 14 Decanted: (Y/N) N Date Received: 12/23/2009

Concentrated Extract Volume: 1000 (uL) Date Extracted: 12/28/2009

Injection Volume: 1.0 (uL) GPC Factor: 1.00 Date Analyzed: 01/04/2010

GPC Cleanup: (Y/N) N pH: Dilution Factor: 1.0

CAS NO.	COMPOUND	CONCENTRATION UNITS: (ug/L or ug/Kg) µG/KG	Q
108-95-2	Phenol	380	U
111-44-4	Bis(2-chloroethyl)ether	380	U
95-57-8	2-Chlorophenol	380	U
541-73-1	1,3-Dichlorobenzene	380	U
106-46-7	1,4-Dichlorobenzene	380	U
95-50-1	1,2-Dichlorobenzene	380	U
95-48-7	2-Methylphenol	380	U
108-60-1	2,2'-oxybis(1-Chloropropane)	380	U
106-44-5	4-Methylphenol	380	U
621-64-7	N-Nitroso-di-n-propylamine	380	U
67-72-1	Hexachloroethane	380	U
98-95-3	Nitrobenzene	380	U
78-59-1	Isophorone	380	U
88-75-5	2-Nitrophenol	380	U
105-67-9	2,4-Dimethylphenol	380	U
120-83-2	2,4-Dichlorophenol	380	U
120-82-1	1,2,4-Trichlorobenzene	380	U
91-20-3	Naphthalene	380	U
106-47-8	4-Chloroaniline	380	U
111-91-1	Bis(2-chloroethoxy)methane	380	U
87-68-3	Hexachlorobutadiene	380	U
59-50-7	4-Chloro-3-methylphenol	380	U
91-57-6	2-Methylnaphthalene	380	U
77-47-4	Hexachlorocyclopentadiene	380	U J
88-06-2	2,4,6-Trichlorophenol	380	U
95-95-4	2,4,5-Trichlorophenol	770	U
91-58-7	2-Chloronaphthalene	380	U
88-74-4	2-Nitroaniline	770	U
131-11-3	Dimethylphthalate	380	U
208-96-8	Acenaphthylene	380	U
606-20-2	2,6-Dinitrotoluene	380	U
99-09-2	3-Nitroaniline	770	U
83-32-9	Acenaphthene	380	U
51-28-5	2,4-Dinitrophenol	770	U
100-02-7	4-Nitrophenol	770	U
132-64-9	Dibenzofuran	380	U
121-14-2	2,4-Dinitrotoluene	380	U

1E - FORM I SV-2

SEMIVOLATILE ORGANICS ANALYSIS DATA SHEET

CLIENT SAMPLE NO.

690-SS-7(0"-2")-D

Lab Name: MITKEM LABORATORIES Contract:

Lab Code: MITKEM Case No.: H2626 Mod. Ref No.: SDG No.: SH2626

Matrix: (SOIL/SED/WATER) SOIL Lab Sample ID: H2626-05C

Sample wt/vol: 30.2 (g/mL) G Lab File ID: S1G1446.D

Level: (LOW/MED) LOW Extraction: (Type) SONC

% Moisture: 14 Decanted: (Y/N) N Date Received: 12/23/2009

Concentrated Extract Volume: 1000 (uL) Date Extracted: 12/28/2009

Injection Volume: 1.0 (uL) GPC Factor: 1.00 Date Analyzed: 01/04/2010

GPC Cleanup: (Y/N) N pH: Dilution Factor: 1.0

CAS NO.	COMPOUND	CONCENTRATION UNITS: (ug/L or ug/Kg) µG/KG	Q
84-66-2	Diethylphthalate	380	U
7005-72-3	4-Chlorophenyl-phenylether	380	U
86-73-7	Fluorene	380	U
100-01-6	4-Nitroaniline	770	U
534-52-1	4,6-Dinitro-2-methylphenol	770	U
86-30-6	N-Nitrosodiphenylamine	380	U
101-55-3	4-Bromophenyl-phenylether	380	U
118-74-1	Hexachlorobenzene	380	U
87-86-5	Pentachlorophenol	770	U J
85-01-8	Phenanthrene	210	J
120-12-7	Anthracene	58	J
86-74-8	Carbazole	380	U
84-74-2	Di-n-butylphthalate	79	J
206-44-0	Fluoranthene	620	
129-00-0	Pyrene	910	
85-68-7	Butylbenzylphthalate	380	U
91-94-1	3,3'-Dichlorobenzidine	380	U
56-55-3	Benzo(a)anthracene	350	J
218-01-9	Chrysene	370	J
117-81-7	Bis(2-ethylhexyl)phthalate	160	J
117-84-0	Di-n-octylphthalate	380	U
205-99-2	Benzo(b)fluoranthene	340	J
207-08-9	Benzo(k)fluoranthene	240	J
50-32-8	Benzo(a)pyrene	260	J
193-39-5	Indeno(1,2,3-cd)pyrene	110	J
53-70-3	Dibenzo(a,h)anthracene	380	U
191-24-2	Benzo(g,h,i)perylene	380	U

1D - FORM I SV-1

SEMIVOLATILE ORGANICS ANALYSIS DATA SHEET

CLIENT SAMPLE NO.

MB-48256

Lab Name: MITKEM LABORATORIES Contract:

Lab Code: MITKEM Case No.: H2626 Mod. Ref No.: SDG No.: SH2626

Matrix: (SOIL/SED/WATER) SOIL Lab Sample ID: MB-48256

Sample wt/vol: 30.0 (g/mL) G Lab File ID: S1G1357.D

Level: (LOW/MED) LOW Extraction: (Type) SONC

% Moisture: Decanted: (Y/N) Date Received:

Concentrated Extract Volume: 1000 (uL) Date Extracted: 12/28/2009

Injection Volume: 1.0 (uL) GPC Factor: 1.00 Date Analyzed: 12/28/2009

GPC Cleanup: (Y/N) N pH: Dilution Factor: 1.0

CAS NO.	COMPOUND	CONCENTRATION UNITS: (ug/L or ug/Kg) µG/KG	Q
108-95-2	Phenol	330	U
111-44-4	Bis(2-chloroethyl)ether	330	U
95-57-8	2-Chlorophenol	330	U
541-73-1	1,3-Dichlorobenzene	330	U
106-46-7	1,4-Dichlorobenzene	330	U
95-50-1	1,2-Dichlorobenzene	330	U
95-48-7	2-Methylphenol	330	U
108-60-1	2,2'-oxybis(1-Chloropropane)	330	U
106-44-5	4-Methylphenol	330	U
621-64-7	N-Nitroso-di-n-propylamine	330	U
67-72-1	Hexachloroethane	330	U
98-95-3	Nitrobenzene	330	U
78-59-1	Isophorone	330	U
88-75-5	2-Nitrophenol	330	U
105-67-9	2,4-Dimethylphenol	330	U
120-83-2	2,4-Dichlorophenol	330	U
120-82-1	1,2,4-Trichlorobenzene	330	U
91-20-3	Naphthalene	330	U
106-47-8	4-Chloroaniline	330	U
111-91-1	Bis(2-chloroethoxy)methane	330	U
87-68-3	Hexachlorobutadiene	330	U
59-50-7	4-Chloro-3-methylphenol	330	U
91-57-6	2-Methylnaphthalene	330	U
77-47-4	Hexachlorocyclopentadiene	330	U
88-06-2	2,4,6-Trichlorophenol	330	U
95-95-4	2,4,5-Trichlorophenol	670	U
91-58-7	2-Chloronaphthalene	330	U
88-74-4	2-Nitroaniline	670	U
131-11-3	Dimethylphthalate	330	U
208-96-8	Acenaphthylene	330	U
606-20-2	2,6-Dinitrotoluene	330	U
99-09-2	3-Nitroaniline	670	U
83-32-9	Acenaphthene	330	U
51-28-5	2,4-Dinitrophenol	670	U
100-02-7	4-Nitrophenol	670	U
132-64-9	Dibenzofuran	330	U
121-14-2	2,4-Dinitrotoluene	330	U

1E - FORM I SV-2

SEMIVOLATILE ORGANICS ANALYSIS DATA SHEET

CLIENT SAMPLE NO.

MB-48256

Lab Name: MITKEM LABORATORIES Contract:

Lab Code: MITKEM Case No.: H2626 Mod. Ref No.: SDG No.: SH2626

Matrix: (SOIL/SED/WATER) SOIL Lab Sample ID: MB-48256

Sample wt/vol: 30.0 (g/mL) G Lab File ID: S1G1357.D

Level: (LOW/MED) LOW Extraction: (Type) SONC

% Moisture: Decanted: (Y/N) Date Received:

Concentrated Extract Volume: 1000 (uL) Date Extracted: 12/28/2009

Injection Volume: 1.0 (uL) GPC Factor: 1.00 Date Analyzed: 12/28/2009

GPC Cleanup: (Y/N) N pH: Dilution Factor: 1.0

CAS NO.	COMPOUND	CONCENTRATION UNITS: (ug/L or ug/Kg) µG/KG	Q
84-66-2	Diethylphthalate	330	U
7005-72-3	4-Chlorophenyl-phenylether	330	U
86-73-7	Fluorene	330	U
100-01-6	4-Nitroaniline	670	U
534-52-1	4,6-Dinitro-2-methylphenol	670	U
86-30-6	N-Nitrosodiphenylamine	330	U
101-55-3	4-Bromophenyl-phenylether	330	U
118-74-1	Hexachlorobenzene	330	U
87-86-5	Pentachlorophenol	670	U J
85-01-8	Phenanthrene	330	U
120-12-7	Anthracene	330	U
86-74-8	Carbazole	330	U
84-74-2	Di-n-butylphthalate	330	U
206-44-0	Fluoranthene	330	U
129-00-0	Pyrene	330	U
85-68-7	Butylbenzylphthalate	330	U
91-94-1	3,3'-Dichlorobenzidine	330	U
56-55-3	Benzo(a)anthracene	330	U
218-01-9	Chrysene	330	U
117-81-7	Bis(2-ethylhexyl)phthalate	330	U
117-84-0	Di-n-octylphthalate	330	U
205-99-2	Benzo(b)fluoranthene	330	U
207-08-9	Benzo(k)fluoranthene	330	U
50-32-8	Benzo(a)pyrene	330	U
193-39-5	Indeno(1,2,3-cd)pyrene	330	U
53-70-3	Dibenzo(a,h)anthracene	330	U
191-24-2	Benzo(g,h,i)perylene	330	U

1D - FORM I SV-1

SEMIVOLATILE ORGANICS ANALYSIS DATA SHEET

CLIENT SAMPLE NO.

MB-48222

Lab Name: MITKEM LABORATORIES Contract:

Lab Code: MITKEM Case No.: H2626 Mod. Ref No.: SDG No.: SH2626

Matrix: (SOIL/SED/WATER) WATER Lab Sample ID: MB-48222

Sample wt/vol: 1000 (g/mL) ML Lab File ID: S1G1372.D

Level: (LOW/MED) LOW Extraction: (Type) SEPF

% Moisture: Decanted: (Y/N) Date Received:

Concentrated Extract Volume: 1000 (uL) Date Extracted: 12/24/2009

Injection Volume: 1.0 (uL) GPC Factor: 1.00 Date Analyzed: 12/29/2009

GPC Cleanup: (Y/N) N pH: Dilution Factor: 1.0

CAS NO.	COMPOUND	CONCENTRATION UNITS: (ug/L or ug/Kg) µG/L	Q
108-95-2	Phenol	10	U
111-44-4	Bis(2-chloroethyl)ether	10	U
95-57-8	2-Chlorophenol	10	U
541-73-1	1,3-Dichlorobenzene	10	U
106-46-7	1,4-Dichlorobenzene	10	U
95-50-1	1,2-Dichlorobenzene	10	U
95-48-7	2-Methylphenol	10	U
108-60-1	2,2'-oxybis(1-Chloropropane)	10	U
106-44-5	4-Methylphenol	10	U
621-64-7	N-Nitroso-di-n-propylamine	10	U
67-72-1	Hexachloroethane	10	U
98-95-3	Nitrobenzene	10	U
78-59-1	Isophorone	10	U
88-75-5	2-Nitrophenol	10	U
105-67-9	2,4-Dimethylphenol	10	U
120-83-2	2,4-Dichlorophenol	10	U
120-82-1	1,2,4-Trichlorobenzene	10	U
91-20-3	Naphthalene	10	U
106-47-8	4-Chloroaniline	10	U
111-91-1	Bis(2-chloroethoxy)methane	10	U
87-68-3	Hexachlorobutadiene	10	U
59-50-7	4-Chloro-3-methylphenol	10	U
91-57-6	2-Methylnaphthalene	10	U
77-47-4	Hexachlorocyclopentadiene	10	U
88-06-2	2,4,6-Trichlorophenol	10	U
95-95-4	2,4,5-Trichlorophenol	20	U
91-58-7	2-Chloronaphthalene	10	U
88-74-4	2-Nitroaniline	20	U
131-11-3	Dimethylphthalate	10	U
208-96-8	Acenaphthylene	10	U
606-20-2	2,6-Dinitrotoluene	10	U
99-09-2	3-Nitroaniline	20	U
83-32-9	Acenaphthene	10	U
51-28-5	2,4-Dinitrophenol	20	U
100-02-7	4-Nitrophenol	20	U
132-64-9	Dibenzofuran	10	U
121-14-2	2,4-Dinitrotoluene	10	U

1E - FORM I SV-2

SEMIVOLATILE ORGANICS ANALYSIS DATA SHEET

CLIENT SAMPLE NO.

MB-48222

Lab Name: MITKEM LABORATORIES Contract:

Lab Code: MITKEM Case No.: H2626 Mod. Ref No.: SDG No.: SH2626

Matrix: (SOIL/SED/WATER) WATER Lab Sample ID: MB-48222

Sample wt/vol: 1000 (g/mL) ML Lab File ID: S1G1372.D

Level: (LOW/MED) LOW Extraction: (Type) SEPF

% Moisture: Decanted: (Y/N) Date Received:

Concentrated Extract Volume: 1000 (uL) Date Extracted: 12/24/2009

Injection Volume: 1.0 (uL) GPC Factor: 1.00 Date Analyzed: 12/29/2009

GPC Cleanup: (Y/N) N pH: Dilution Factor: 1.0

CAS NO.	COMPOUND	CONCENTRATION UNITS: (ug/L or ug/Kg) µG/L	Q
84-66-2	Diethylphthalate	10	U
7005-72-3	4-Chlorophenyl-phenylether	10	U
86-73-7	Fluorene	10	U
100-01-6	4-Nitroaniline	20	U
534-52-1	4,6-Dinitro-2-methylphenol	20	U
86-30-6	N-Nitrosodiphenylamine	10	U
101-55-3	4-Bromophenyl-phenylether	10	U
118-74-1	Hexachlorobenzene	10	U
87-86-5	Pentachlorophenol	20	U J
85-01-8	Phenanthrene	10	U
120-12-7	Anthracene	10	U
86-74-8	Carbazole	10	U
84-74-2	Di-n-butylphthalate	10	U
206-44-0	Fluoranthene	10	U
129-00-0	Pyrene	10	U
85-68-7	Butylbenzylphthalate	10	U
91-94-1	3,3'-Dichlorobenzidine	10	U
56-55-3	Benzo(a)anthracene	10	U
218-01-9	Chrysene	10	U
117-81-7	Bis(2-ethylhexyl)phthalate	10	U
117-84-0	Di-n-octylphthalate	10	U
205-99-2	Benzo(b)fluoranthene	10	U
207-08-9	Benzo(k)fluoranthene	10	U
50-32-8	Benzo(a)pyrene	10	U
193-39-5	Indeno(1,2,3-cd)pyrene	10	U
53-70-3	Dibenzo(a,h)anthracene	10	U
191-24-2	Benzo(g,h,i)perylene	10	U

1D - FORM I SV-1

SEMIVOLATILE ORGANICS ANALYSIS DATA SHEET

CLIENT SAMPLE NO.

LCS-48222

Lab Name: MITKEM LABORATORIES Contract:

Lab Code: MITKEM Case No.: H2626 Mod. Ref No.: SDG No.: SH2626

Matrix: (SOIL/SED/WATER) WATER Lab Sample ID: LCS-48222

Sample wt/vol: 1000 (g/mL) ML Lab File ID: S1G1374.D

Level: (LOW/MED) LOW Extraction: (Type) SEPF

% Moisture: Decanted: (Y/N) Date Received:

Concentrated Extract Volume: 1000 (uL) Date Extracted: 12/24/2009

Injection Volume: 1.0 (uL) GPC Factor: 1.00 Date Analyzed: 12/29/2009

GPC Cleanup: (Y/N) N pH: Dilution Factor: 1.0

CAS NO.	COMPOUND	CONCENTRATION UNITS: (ug/L or ug/Kg) µG/L	Q
108-95-2	Phenol	23	
111-44-4	Bis(2-chloroethyl)ether	43	
95-57-8	2-Chlorophenol	45	
541-73-1	1,3-Dichlorobenzene	43	
106-46-7	1,4-Dichlorobenzene	43	
95-50-1	1,2-Dichlorobenzene	43	
95-48-7	2-Methylphenol	39	
108-60-1	2,2'-oxybis(1-Chloropropane)	40	
106-44-5	4-Methylphenol	37	
621-64-7	N-Nitroso-di-n-propylamine	46	
67-72-1	Hexachloroethane	41	
98-95-3	Nitrobenzene	46	
78-59-1	Isophorone	45	
88-75-5	2-Nitrophenol	46	
105-67-9	2,4-Dimethylphenol	47	
120-83-2	2,4-Dichlorophenol	42	
120-82-1	1,2,4-Trichlorobenzene	49	
91-20-3	Naphthalene	44	
106-47-8	4-Chloroaniline	51	
111-91-1	Bis(2-chloroethoxy)methane	47	
87-68-3	Hexachlorobutadiene	52	
59-50-7	4-Chloro-3-methylphenol	51	
91-57-6	2-Methylnaphthalene	49	
77-47-4	Hexachlorocyclopentadiene	9.9	J
88-06-2	2,4,6-Trichlorophenol	46	
95-95-4	2,4,5-Trichlorophenol	45	
91-58-7	2-Chloronaphthalene	38	
88-74-4	2-Nitroaniline	41	
131-11-3	Dimethylphthalate	44	
208-96-8	Acenaphthylene	42	
606-20-2	2,6-Dinitrotoluene	45	
99-09-2	3-Nitroaniline	43	
83-32-9	Acenaphthene	43	
51-28-5	2,4-Dinitrophenol	34	
100-02-7	4-Nitrophenol	20	J
132-64-9	Dibenzofuran	43	
121-14-2	2,4-Dinitrotoluene	46	

1E - FORM I SV-2

SEMIVOLATILE ORGANICS ANALYSIS DATA SHEET

CLIENT SAMPLE NO.

LCS-48222

Lab Name: MITKEM LABORATORIES Contract:

Lab Code: MITKEM Case No.: H2626 Mod. Ref No.: SDG No.: SH2626

Matrix: (SOIL/SED/WATER) WATER Lab Sample ID: LCS-48222

Sample wt/vol: 1000 (g/mL) ML Lab File ID: S1G1374.D

Level: (LOW/MED) LOW Extraction: (Type) SEPF

% Moisture: Decanted: (Y/N) Date Received:

Concentrated Extract Volume: 1000 (uL) Date Extracted: 12/24/2009

Injection Volume: 1.0 (uL) GPC Factor: 1.00 Date Analyzed: 12/29/2009

GPC Cleanup: (Y/N) N pH: Dilution Factor: 1.0

CAS NO.	COMPOUND	CONCENTRATION UNITS: (ug/L or ug/Kg) µG/L	Q
84-66-2	Diethylphthalate	45	
7005-72-3	4-Chlorophenyl-phenylether	45	
86-73-7	Fluorene	46	
100-01-6	4-Nitroaniline	42	
534-52-1	4,6-Dinitro-2-methylphenol	40	
86-30-6	N-Nitrosodiphenylamine	46	
101-55-3	4-Bromophenyl-phenylether	45	
118-74-1	Hexachlorobenzene	46	
87-86-5	Pentachlorophenol	47	J
85-01-8	Phenanthrene	50	
120-12-7	Anthracene	48	
86-74-8	Carbazole	52	
84-74-2	Di-n-butylphthalate	46	
206-44-0	Fluoranthene	48	
129-00-0	Pyrene	46	
85-68-7	Butylbenzylphthalate	46	
91-94-1	3,3´-Dichlorobenzidine	48	
56-55-3	Benzo(a)anthracene	50	
218-01-9	Chrysene	53	
117-81-7	Bis(2-ethylhexyl)phthalate	50	
117-84-0	Di-n-octylphthalate	45	
205-99-2	Benzo(b)fluoranthene	46	
207-08-9	Benzo(k)fluoranthene	47	
50-32-8	Benzo(a)pyrene	49	
193-39-5	Indeno(1,2,3-cd)pyrene	44	
53-70-3	Dibenzo(a,h)anthracene	43	
191-24-2	Benzo(g,h,i)perylene	41	

1D - FORM I SV-1

SEMIVOLATILE ORGANICS ANALYSIS DATA SHEET

CLIENT SAMPLE NO.

LCS-48256

Lab Name: MITKEM LABORATORIES Contract:

Lab Code: MITKEM Case No.: H2626 Mod. Ref No.: SDG No.: SH2626

Matrix: (SOIL/SED/WATER) SOIL Lab Sample ID: LCS-48256

Sample wt/vol: 30.0 (g/mL) G Lab File ID: S1G1358.D

Level: (LOW/MED) LOW Extraction: (Type) SONC

% Moisture: Decanted: (Y/N) Date Received:

Concentrated Extract Volume: 1000 (uL) Date Extracted: 12/28/2009

Injection Volume: 1.0 (uL) GPC Factor: 1.00 Date Analyzed: 12/28/2009

GPC Cleanup: (Y/N) N pH: Dilution Factor: 1.0

CAS NO.	COMPOUND	CONCENTRATION UNITS: (ug/L or ug/Kg) µG/KG	Q
108-95-2	Phenol	1600	
111-44-4	Bis(2-chloroethyl)ether	1400	
95-57-8	2-Chlorophenol	1700	
541-73-1	1,3-Dichlorobenzene	1500	
106-46-7	1,4-Dichlorobenzene	1500	
95-50-1	1,2-Dichlorobenzene	1500	
95-48-7	2-Methylphenol	1500	
108-60-1	2,2'-oxybis(1-Chloropropane)	1400	
106-44-5	4-Methylphenol	1600	
621-64-7	N-Nitroso-di-n-propylamine	1600	
67-72-1	Hexachloroethane	1400	
98-95-3	Nitrobenzene	1600	
78-59-1	Isophorone	1400	
88-75-5	2-Nitrophenol	1600	
105-67-9	2,4-Dimethylphenol	1700	
120-83-2	2,4-Dichlorophenol	1400	
120-82-1	1,2,4-Trichlorobenzene	1600	
91-20-3	Naphthalene	1400	
106-47-8	4-Chloroaniline	740	
111-91-1	Bis(2-chloroethoxy)methane	1500	
87-68-3	Hexachlorobutadiene	1700	
59-50-7	4-Chloro-3-methylphenol	1700	
91-57-6	2-Methylnaphthalene	1600	
77-47-4	Hexachlorocyclopentadiene	520	
88-06-2	2,4,6-Trichlorophenol	1600	
95-95-4	2,4,5-Trichlorophenol	1500	
91-58-7	2-Chloronaphthalene	1300	
88-74-4	2-Nitroaniline	1300	
131-11-3	Dimethylphthalate	1500	
208-96-8	Acenaphthylene	1400	
606-20-2	2,6-Dinitrotoluene	1400	
99-09-2	3-Nitroaniline	1000	
83-32-9	Acenaphthene	1400	
51-28-5	2,4-Dinitrophenol	1300	
100-02-7	4-Nitrophenol	1400	
132-64-9	Dibenzofuran	1500	
121-14-2	2,4-Dinitrotoluene	1500	

1E - FORM I SV-2

SEMIVOLATILE ORGANICS ANALYSIS DATA SHEET

CLIENT SAMPLE NO.

LCS-48256

Lab Name: MITKEM LABORATORIES Contract:

Lab Code: MITKEM Case No.: H2626 Mod. Ref No.: SDG No.: SH2626

Matrix: (SOIL/SED/WATER) SOIL Lab Sample ID: LCS-48256

Sample wt/vol: 30.0 (g/mL) G Lab File ID: S1G1358.D

Level: (LOW/MED) LOW Extraction: (Type) SONC

% Moisture: Decanted: (Y/N) Date Received:

Concentrated Extract Volume: 1000 (uL) Date Extracted: 12/28/2009

Injection Volume: 1.0 (uL) GPC Factor: 1.00 Date Analyzed: 12/28/2009

GPC Cleanup: (Y/N) N pH: Dilution Factor: 1.0

CAS NO.	COMPOUND	CONCENTRATION UNITS: (ug/L or ug/Kg) µG/KG	Q
84-66-2	Diethylphthalate	1500	
7005-72-3	4-Chlorophenyl-phenylether	1600	
86-73-7	Fluorene	1500	
100-01-6	4-Nitroaniline	1500	
534-52-1	4,6-Dinitro-2-methylphenol	1400	
86-30-6	N-Nitrosodiphenylamine	1500	
101-55-3	4-Bromophenyl-phenylether	1600	
118-74-1	Hexachlorobenzene	1500	
87-86-5	Pentachlorophenol	1700	5
85-01-8	Phenanthrene	1500	
120-12-7	Anthracene	1600	
86-74-8	Carbazole	1600	
84-74-2	Di-n-butylphthalate	1500	
206-44-0	Fluoranthene	1600	
129-00-0	Pyrene	1800	
85-68-7	Butylbenzylphthalate	1500	
91-94-1	3,3'-Dichlorobenzidine	1200	
56-55-3	Benzo(a)anthracene	1600	
218-01-9	Chrysene	1800	
117-81-7	Bis(2-ethylhexyl)phthalate	1700	
117-84-0	Di-n-octylphthalate	1400	
205-99-2	Benzo(b)fluoranthene	1600	
207-08-9	Benzo(k)fluoranthene	1400	
50-32-8	Benzo(a)pyrene	1600	
193-39-5	Indeno(1,2,3-cd)pyrene	1500	
53-70-3	Dibenzo(a,h)anthracene	1500	
191-24-2	Benzo(g,h,i)perylene	1400	

1D - FORM I SV-1

SEMIVOLATILE ORGANICS ANALYSIS DATA SHEET

CLIENT SAMPLE NO.

LCSD-48222

Lab Name: MITKEM LABORATORIES Contract:

Lab Code: MITKEM Case No.: H2626 Mod. Ref No.: SDG No.: SH2626

Matrix: (SOIL/SED/WATER) WATER Lab Sample ID: LCSD-48222

Sample wt/vol: 1000 (g/mL) ML Lab File ID: S1G1375.D

Level: (LOW/MED) LOW Extraction: (Type) SEPF

% Moisture: Decanted: (Y/N) Date Received:

Concentrated Extract Volume: 1000 (uL) Date Extracted: 12/24/2009

Injection Volume: 1.0 (uL) GPC Factor: 1.00 Date Analyzed: 12/29/2009

GPC Cleanup: (Y/N) N pH: Dilution Factor: 1.0

CAS NO.	COMPOUND	CONCENTRATION UNITS: (ug/L or ug/Kg) µG/L	Q
108-95-2	Phenol	20	
111-44-4	Bis(2-chloroethyl)ether	38	
95-57-8	2-Chlorophenol	40	
541-73-1	1,3-Dichlorobenzene	39	
106-46-7	1,4-Dichlorobenzene	40	
95-50-1	1,2-Dichlorobenzene	41	
95-48-7	2-Methylphenol	35	
108-60-1	2,2'-oxybis(1-Chloropropane)	37	
106-44-5	4-Methylphenol	35	
621-64-7	N-Nitroso-di-n-propylamine	42	
67-72-1	Hexachloroethane	38	
98-95-3	Nitrobenzene	42	
78-59-1	Isophorone	42	
88-75-5	2-Nitrophenol	42	
105-67-9	2,4-Dimethylphenol	38	
120-83-2	2,4-Dichlorophenol	39	
120-82-1	1;2,4-Trichlorobenzene	44	
91-20-3	Naphthalene	41	
106-47-8	4-Chloroaniline	47	
111-91-1	Bis(2-chloroethoxy)methane	43	
87-68-3	Hexachlorobutadiene	47	
59-50-7	4-Chloro-3-methylphenol	48	
91-57-6	2-Methylnaphthalene	46	
77-47-4	Hexachlorocyclopentadiene	12	J
88-06-2	2,4,6-Trichlorophenol	45	
95-95-4	2,4,5-Trichlorophenol	44	
91-58-7	2-Chloronaphthalene	37	
88-74-4	2-Nitroaniline	40	
131-11-3	Dimethylphthalate	42	
208-96-8	Acenaphthylene	40	
606-20-2	2,6-Dinitrotoluene	43	
99-09-2	3-Nitroaniline	42	
83-32-9	Acenaphthene	43	
51-28-5	2,4-Dinitrophenol	27	
100-02-7	4-Nitrophenol	19	J
132-64-9	Dibenzofuran	42	
121-14-2	2,4-Dinitrotoluene	46	

1E - FORM I SV-2

SEMIVOLATILE ORGANICS ANALYSIS DATA SHEET

CLIENT SAMPLE NO.

LCSD-48222

Lab Name: MITKEM LABORATORIES Contract:

Lab Code: MITKEM Case No.: H2626 Mod. Ref No.: SDG No.: SH2626

Matrix: (SOIL/SED/WATER) WATER Lab Sample ID: LCSD-48222

Sample wt/vol: 1000 (g/mL) ML Lab File ID: S1G1375.D

Level: (LOW/MED) LOW Extraction: (Type) SEPF

% Moisture: Decanted: (Y/N) Date Received:

Concentrated Extract Volume: 1000 (uL) Date Extracted: 12/24/2009

Injection Volume: 1.0 (uL) GPC Factor: 1.00 Date Analyzed: 12/29/2009

GPC Cleanup: (Y/N) N pH: Dilution Factor: 1.0

CAS NO.	COMPOUND	CONCENTRATION UNITS: (ug/L or ug/Kg) µG/L	Q
84-66-2	Diethylphthalate	43	
7005-72-3	4-Chlorophenyl-phenylether	47	
86-73-7	Fluorene	48	
100-01-6	4-Nitroaniline	39	
534-52-1	4,6-Dinitro-2-methylphenol	38	
86-30-6	N-Nitrosodiphenylamine	42	
101-55-3	4-Bromophenyl-phenylether	45	
118-74-1	Hexachlorobenzene	44	
87-86-5	Pentachlorophenol	45	J
85-01-8	Phenanthrene	47	
120-12-7	Anthracene	44	
86-74-8	Carbazole	49	
84-74-2	Di-n-butylphthalate	43	
206-44-0	Fluoranthene	45	
129-00-0	Pyrene	44	
85-68-7	Butylbenzylphthalate	44	
91-94-1	3,3´-Dichlorobenzidine	48	
56-55-3	Benzo(a)anthracene	46	
218-01-9	Chrysene	44	
117-81-7	Bis(2-ethylhexyl)phthalate	47	
117-84-0	Di-n-octylphthalate	43	
205-99-2	Benzo(b)fluoranthene	43	
207-08-9	Benzo(k)fluoranthene	47	
50-32-8	Benzo(a)pyrene	43	
193-39-5	Indeno(1,2,3-cd)pyrene	37	
53-70-3	Dibenzo(a,h)anthracene	39	
191-24-2	Benzo(g,h,i)perylene	37	

1D - FORM I SV-1

SEMIVOLATILE ORGANICS ANALYSIS DATA SHEET

CLIENT SAMPLE NO.

690-SS-7(2"-2')-OMS

Lab Name: MITKEM LABORATORIES Contract:

Lab Code: MITKEM Case No.: H2626 Mod. Ref No.: SDG No.: SH2626

Matrix: (SOIL/SED/WATER) SOIL Lab Sample ID: H2626-02AMS

Sample wt/vol: 30.0 (g/mL) G Lab File ID: S1G1419.D

Level: (LOW/MED) LOW Extraction: (Type) SONC

% Moisture: 20 Decanted: (Y/N) N Date Received: 12/23/2009

Concentrated Extract Volume: 1000 (uL) Date Extracted: 12/28/2009

Injection Volume: 1.0 (uL) GPC Factor: 1.00 Date Analyzed: 12/30/2009

GPC Cleanup: (Y/N) N pH: Dilution Factor: 1.0

CAS NO.	COMPOUND	CONCENTRATION UNITS: (ug/L or ug/Kg) µG/KG	Q
108-95-2	Phenol	1600	
111-44-4	Bis(2-chloroethyl)ether	1600	
95-57-8	2-Chlorophenol	1800	
541-73-1	1,3-Dichlorobenzene	1500	
106-46-7	1,4-Dichlorobenzene	1600	
95-50-1	1,2-Dichlorobenzene	1600	
95-48-7	2-Methylphenol	1800	
108-60-1	2,2'-oxybis(1-Chloropropane)	1700	
106-44-5	4-Methylphenol	1700	
621-64-7	N-Nitroso-di-n-propylamine	1600	
67-72-1	Hexachloroethane	1600	
98-95-3	Nitrobenzene	1700	
78-59-1	Isophorone	1600	
88-75-5	2-Nitrophenol	1700	
105-67-9	2,4-Dimethylphenol	1900	
120-83-2	2,4-Dichlorophenol	1600	
120-82-1	1,2,4-Trichlorobenzene	1800	
91-20-3	Naphthalene	1600	
106-47-8	4-Chloroaniline	250	J
111-91-1	Bis(2-chloroethoxy)methane	1700	
87-68-3	Hexachlorobutadiene	2000	
59-50-7	4-Chloro-3-methylphenol	2000	
91-57-6	2-Methylnaphthalene	1800	
77-47-4	Hexachlorocyclopentadiene	580	J
88-06-2	2,4,6-Trichlorophenol	1700	
95-95-4	2,4,5-Trichlorophenol	1700	
91-58-7	2-Chloronaphthalene	1300	
88-74-4	2-Nitroaniline	1400	
131-11-3	Dimethylphthalate	1500	
208-96-8	Acenaphthylene	1500	
606-20-2	2,6-Dinitrotoluene	1500	
99-09-2	3-Nitroaniline	790	J
83-32-9	Acenaphthene	1600	
51-28-5	2,4-Dinitrophenol	980	
100-02-7	4-Nitrophenol	1500	
132-64-9	Dibenzofuran	1600	
121-14-2	2,4-Dinitrotoluene	1600	

1E - FORM I SV-2

SEMIVOLATILE ORGANICS ANALYSIS DATA SHEET

CLIENT SAMPLE NO.

690-SS-7(2"-2')-0MS

Lab Name: MITKEM LABORATORIES Contract:

Lab Code: MITKEM Case No.: H2626 Mod. Ref No.: SDG No.: SH2626

Matrix: (SOIL/SED/WATER) SOIL Lab Sample ID: H2626-02AMS

Sample wt/vol: 30.0 (g/mL) G Lab File ID: S1G1419.D

Level: (LOW/MED) LOW Extraction: (Type) SONC

% Moisture: 20 Decanted: (Y/N) N Date Received: 12/23/2009

Concentrated Extract Volume: 1000 (uL) Date Extracted: 12/28/2009

Injection Volume: 1.0 (uL) GPC Factor: 1.00 Date Analyzed: 12/30/2009

GPC Cleanup: (Y/N) N pH: Dilution Factor: 1.0

CAS NO.	COMPOUND	CONCENTRATION UNITS: (ug/L or ug/Kg) µG/KG	Q
84-66-2	Diethylphthalate	1600	
7005-72-3	4-Chlorophenyl-phenylether	1700	
86-73-7	Fluorene	1700	
100-01-6	4-Nitroaniline	1300	
534-52-1	4,6-Dinitro-2-methylphenol	1100	
86-30-6	N-Nitrosodiphenylamine	1600	
101-55-3	4-Bromophenyl-phenylether	1600	
118-74-1	Hexachlorobenzene	1600	
87-86-5	Pentachlorophenol	1600	J
85-01-8	Phenanthrene	1700	
120-12-7	Anthracene	1600	
86-74-8	Carbazole	1700	
84-74-2	Di-n-butylphthalate	1800	
206-44-0	Fluoranthene	1600	
129-00-0	Pyrene	2200	
85-68-7	Butylbenzylphthalate	1900	
91-94-1	3,3'-Dichlorobenzidine	480	J
56-55-3	Benzo(a)anthracene	1800	
218-01-9	Chrysene	1900	
117-81-7	Bis(2-ethylhexyl)phthalate	2000	
117-84-0	Di-n-octylphthalate	2300	
205-99-2	Benzo(b)fluoranthene	1800	
207-08-9	Benzo(k)fluoranthene	2000	
50-32-8	Benzo(a)pyrene	1700	
193-39-5	Indeno(1,2,3-cd)pyrene	1300	
53-70-3	Dibenzo(a,h)anthracene	1300	
191-24-2	Benzo(g,h,i)perylene	1300	

1D - FORM I SV-1

SEMIVOLATILE ORGANICS ANALYSIS DATA SHEET

CLIENT SAMPLE NO.
690-SS-7(2"-2')-0MSD

Lab Name: MITKEM LABORATORIES Contract:

Lab Code: MITKEM Case No.: H2626 Mod. Ref No.: SDG No.: SH2626

Matrix: (SOIL/SED/WATER) SOIL Lab Sample ID: H2626-02AMSD

Sample wt/vol: 30.0 (g/mL) G Lab File ID: S1G1420.D

Level: (LOW/MED) LOW Extraction: (Type) SONC

% Moisture: 20 Decanted: (Y/N) N Date Received: 12/23/2009

Concentrated Extract Volume: 1000 (uL) Date Extracted: 12/28/2009

Injection Volume: 1.0 (uL) GPC Factor: 1.00 Date Analyzed: 12/30/2009

GPC Cleanup: (Y/N) N pH: Dilution Factor: 1.0

CAS NO.	COMPOUND	CONCENTRATION UNITS: (ug/L or ug/Kg) µG/KG	Q
108-95-2	Phenol	1600	
111-44-4	Bis(2-chloroethyl)ether	1500	
95-57-8	2-Chlorophenol	1700	
541-73-1	1,3-Dichlorobenzene	1500	
106-46-7	1,4-Dichlorobenzene	1500	
95-50-1	1,2-Dichlorobenzene	1500	
95-48-7	2-Methylphenol	1700	
108-60-1	2,2´-oxybis(1-Chloropropane)	1700	
106-44-5	4-Methylphenol	1700	
621-64-7	N-Nitroso-di-n-propylamine	1600	
67-72-1	Hexachloroethane	1500	
98-95-3	Nitrobenzene	1700	
78-59-1	Isophorone	1600	
88-75-5	2-Nitrophenol	1700	
105-67-9	2,4-Dimethylphenol	2000	
120-83-2	2,4-Dichlorophenol	1700	
120-82-1	1,2,4-Trichlorobenzene	1800	
91-20-3	Naphthalene	1600	
106-47-8	4-Chloroaniline	250	J
111-91-1	Bis(2-chloroethoxy)methane	1700	
87-68-3	Hexachlorobutadiene	1900	
59-50-7	4-Chloro-3-methylphenol	2000	
91-57-6	2-Methylnaphthalene	1900	
77-47-4	Hexachlorocyclopentadiene	490	J
88-06-2	2,4,6-Trichlorophenol	1700	
95-95-4	2,4,5-Trichlorophenol	1700	
91-58-7	2-Chloronaphthalene	1400	
88-74-4	2-Nitroaniline	1300	
131-11-3	Dimethylphthalate	1500	
208-96-8	Acenaphthylene	1400	
606-20-2	2,6-Dinitrotoluene	1500	
99-09-2	3-Nitroaniline	860	
83-32-9	Acenaphthene	1500	
51-28-5	2,4-Dinitrophenol	710	J
100-02-7	4-Nitrophenol	1400	
132-64-9	Dibenzofuran	1500	
121-14-2	2,4-Dinitrotoluene	1600	

1E - FORM I SV-2

SEMIVOLATILE ORGANICS ANALYSIS DATA SHEET

CLIENT SAMPLE NO.

690-SS-7(2"-2')-OMSD

Lab Name: MITKEM LABORATORIES Contract:

Lab Code: MITKEM Case No.: H2626 Mod. Ref No.: SDG No.: SH2626

Matrix: (SOIL/SED/WATER) SOIL Lab Sample ID: H2626-02AMSD

Sample wt/vol: 30.0 (g/mL) G Lab File ID: S1G1420.D

Level: (LOW/MED) LOW Extraction: (Type) SONC

% Moisture: 20 Decanted: (Y/N) N Date Received: 12/23/2009

Concentrated Extract Volume: 1000 (uL) Date Extracted: 12/28/2009

Injection Volume: 1.0 (uL) GPC Factor: 1.00 Date Analyzed: 12/30/2009

GPC Cleanup: (Y/N) N pH: Dilution Factor: 1.0

CAS NO.	COMPOUND	CONCENTRATION UNITS: (ug/L or ug/Kg) µG/KG	Q
84-66-2	Diethylphthalate	1600	
7005-72-3	4-Chlorophenyl-phenylether	1800	
86-73-7	Fluorene	1600	
100-01-6	4-Nitroaniline	1200	
534-52-1	4,6-Dinitro-2-methylphenol	870	
86-30-6	N-Nitrosodiphenylamine	1500	
101-55-3	4-Bromophenyl-phenylether	1500	
118-74-1	Hexachlorobenzene	1500	
87-86-5	Pentachlorophenol	1600	J
85-01-8	Phenanthrene	1600	
120-12-7	Anthracene	1500	
86-74-8	Carbazole	1600	
84-74-2	Di-n-butylphthalate	1600	
206-44-0	Fluoranthene	1400	
129-00-0	Pyrene	2000	
85-68-7	Butylbenzylphthalate	1800	
91-94-1	3,3'-Dichlorobenzidine	420	J
56-55-3	Benzo(a)anthracene	1800	
218-01-9	Chrysene	1600	
117-81-7	Bis(2-ethylhexyl)phthalate	1900	
117-84-0	Di-n-octylphthalate	2500	
205-99-2	Benzo(b)fluoranthene	1900	
207-08-9	Benzo(k)fluoranthene	1800	
50-32-8	Benzo(a)pyrene	1700	
193-39-5	Indeno(1,2,3-cd)pyrene	1300	
53-70-3	Dibenzo(a,h)anthracene	1200	
191-24-2	Benzo(g,h,i)perylene	1200	

1G - FORM I PEST

PESTICIDE ORGANICS ANALYSIS DATA SHEET

EPA SAMPLE NO.

690-SS-7(0"-2")-0

Lab Name: MITKEM LABORATORIES Contract:

Lab Code: MITKEM Case No.: H2626 Mod. Ref No.: SDG No.: SH2626

Matrix: (SOIL/SED/WATER) SOIL Lab Sample ID: H2626-01A

Sample wt/vol: 30.2 (g/mL) G Lab File ID: E4F4202F.D/E4F4202R.D

% Moisture: 13 Decanted: (Y/N) N Date Received: 12/23/2009

Extraction: (Type) SONC Date Extracted: 12/28/2009

Concentrated Extract Volume: ~~3000~~ ~~10000~~ (uL) Date Analyzed: 01/04/2010

Injection Volume: 1.0 (uL) GPC Factor: ~~1.00~~ 2 Dilution Factor: 1.0

1/14/10 AJ

GPC Cleanup: (Y/N) Y pH: Sulfur Cleanup: (Y/N) Y

CAS NO.	COMPOUND	CONCENTRATION UNITS: (ug/L or ug/Kg) µG/KG	Q
319-84-6	alpha-BHC	2.0	U
319-85-7	beta-BHC	2.0	U
319-86-8	delta-BHC	2.0	U
58-89-9	gamma-BHC (Lindane)	2.0	U
76-44-8	Heptachlor	2.0	U
309-00-2	Aldrin	2.0	U
1024-57-3	Heptachlor epoxide	2.0	U
959-98-8	Endosulfan I	2.0	U
60-57-1	Dieldrin	3.8	U
72-55-9	4,4´-DDE	3.8	U
72-20-8	Endrin	3.8	U
33213-65-9	Endosulfan II	3.8	U
72-54-8	4,4´-DDD	3.8	U
1031-07-8	Endosulfan sulfate	3.8	U
50-29-3	4,4´-DDT	3.8	U
72-43-5	Methoxychlor	20	U
53494-70-5	Endrin ketone	3.8	U
7421-93-4	Endrin aldehyde	3.8	U
5103-71-9	alpha-Chlordane	2.0	U
5103-74-2	gamma-Chlordane	2.0	U
8001-35-2	Toxaphene	200	U

1G - FORM I PEST

PESTICIDE ORGANICS ANALYSIS DATA SHEET

EPA SAMPLE NO.

690-SS-7(2"-2')-0

Lab Name: MITKEM LABORATORIES Contract:

Lab Code: MITKEM Case No.: H2626 Mod. Ref No.: SDG No.: SH2626

Matrix: (SOIL/SED/WATER) SOIL Lab Sample ID: H2626-02A

Sample wt/vol: 30.2 (g/mL) G Lab File ID: E4F4203F.D/E4F4203R.D

% Moisture: 20 Decanted: (Y/N) N Date Received: 12/23/2009

Extraction: (Type) SONC Date Extracted: 12/28/2009

Concentrated Extract Volume: ~~9000~~ ~~10000~~ (uL) Date Analyzed: 01/04/2010

Injection Volume: 1.0 (uL) GPC Factor: ~~1.00~~ 2 Dilution Factor: 1.0

GPC Cleanup: (Y/N) Y pH: Sulfur Cleanup: (Y/N) Y

CAS NO.	COMPOUND	CONCENTRATION UNITS: (ug/L or ug/Kg) µG/KG	Q
319-84-6	alpha-BHC	2.1	U
319-85-7	beta-BHC	2.1	U
319-86-8	delta-BHC	2.1	U
58-89-9	gamma-BHC (Lindane)	2.1	U
76-44-8	Heptachlor	2.1	U
309-00-2	Aldrin	2.1	U
1024-57-3	Heptachlor epoxide	2.1	U
959-98-8	Endosulfan I	2.1	U
60-57-1	Dieldrin	4.1	U
72-55-9	4,4´-DDE	4.1	U
72-20-8	Endrin	4.1	U
33213-65-9	Endosulfan II	4.1	U
72-54-8	4,4´-DDD	4.1	U
1031-07-8	Endosulfan sulfate	4.1	U
50-29-3	4,4´-DDT	4.1	U
72-43-5	Methoxychlor	21	U
53494-70-5	Endrin ketone	4.1	U
7421-93-4	Endrin aldehyde	4.1	U
5103-71-9	alpha-Chlordane	2.1	U
5103-74-2	gamma-Chlordane	2.1	U
8001-35-2	Toxaphene	210	U

1G - FORM I PEST

PESTICIDE ORGANICS ANALYSIS DATA SHEET

EPA SAMPLE NO.

690-FB-0

Lab Name: MITKEM LABORATORIES Contract:

Lab Code: MITKEM Case No.: H2626 Mod. Ref No.: SDG No.: SH2626

Matrix: (SOIL/SED/WATER) WATER Lab Sample ID: H2626-04C

Sample wt/vol: 1000 (g/mL) ML Lab File ID: E4F4143F.D/E4F4143R.D

% Moisture: Decanted: (Y/N) Date Received: 12/23/2009

Extraction: (Type) SEPF Date Extracted: 12/24/2009

Concentrated Extract Volume: 10000 (uL) Date Analyzed: 12/29/2009

Injection Volume: 1.0 (uL) GPC Factor: 1.00 Dilution Factor: 1.0

GPC Cleanup: (Y/N) N pH: Sulfur Cleanup: (Y/N) Y

CAS NO.	COMPOUND	CONCENTRATION UNITS: (ug/L or ug/Kg) µG/L	Q
319-84-6	alpha-BHC	0.050	U
319-85-7	beta-BHC	0.050	U
319-86-8	delta-BHC	0.050	U
58-89-9	gamma-BHC (Lindane)	0.050	U
76-44-8	Heptachlor	0.050	U
309-00-2	Aldrin	0.050	U
1024-57-3	Heptachlor epoxide	0.050	U
959-98-8	Endosulfan I	0.050	U
60-57-1	Dieldrin	0.10	U
72-55-9	4,4´-DDE	0.10	U
72-20-8	Endrin	0.10	U
33213-65-9	Endosulfan II	0.10	U
72-54-8	4,4´-DDD	0.10	U
1031-07-8	Endosulfan sulfate	0.10	U
50-29-3	4,4´-DDT	0.10	U
72-43-5	Methoxychlor	0.50	U
53494-70-5	Endrin ketone	0.10	U
7421-93-4	Endrin aldehyde	0.10	U
5103-71-9	alpha-Chlordane	0.050	U
5103-74-2	gamma-Chlordane	0.050	U
8001-35-2	Toxaphene	5.0	U

1G - FORM I PEST

PESTICIDE ORGANICS ANALYSIS DATA SHEET

EPA SAMPLE NO.

690-SS-7(0"-2")-D

Lab Name: MITKEM LABORATORIES Contract:

Lab Code: MITKEM Case No.: H2626 Mod. Ref No.: SDG No.: SH2626

Matrix: (SOIL/SED/WATER) SOIL Lab Sample ID: H2626-05C

Sample wt/vol: 30.2 (g/mL) G Lab File ID: E4F4204F.D/E4F4204R.D

% Moisture: 14 Decanted: (Y/N) N Date Received: 12/23/2009

Extraction: (Type) SONC Date Extracted: 12/28/2009

Concentrated Extract Volume: ~~9000~~ ~~10000~~ 2 (uL) Date Analyzed: 01/04/2010 1/14/10 AJ

Injection Volume: 1.0 (uL) GPC Factor: ~~1.00~~ Dilution Factor: 1.0

GPC Cleanup: (Y/N) Y pH: Sulfur Cleanup: (Y/N) Y

CAS NO.	COMPOUND	CONCENTRATION UNITS: (ug/L or ug/Kg) µG/KG	Q
319-84-6	alpha-BHC	2.0	U
319-85-7	beta-BHC	2.0	U
319-86-8	delta-BHC	2.0	U
58-89-9	gamma-BHC (Lindane)	2.0	U
76-44-8	Heptachlor	2.0	U
309-00-2	Aldrin	2.0	U
1024-57-3	Heptachlor epoxide	2.0	U
959-98-8	Endosulfan I	2.0	U
60-57-1	Dieldrin	3.8	U
72-55-9	4,4´-DDE	3.8	U
72-20-8	Endrin	3.8	U
33213-65-9	Endosulfan II	3.8	U
72-54-8	4,4´-DDD	3.8	U
1031-07-8	Endosulfan sulfate	3.8	U
50-29-3	4,4´-DDT	3.8	U
72-43-5	Methoxychlor	20	U
53494-70-5	Endrin ketone	3.8	U
7421-93-4	Endrin aldehyde	3.8	U
5103-71-9	alpha-Chlordane	2.0	U
5103-74-2	gamma-Chlordane	2.0	U
8001-35-2	Toxaphene	200	U

1G - FORM I PEST

PESTICIDE ORGANICS ANALYSIS DATA SHEET

EPA SAMPLE NO.

MB-48217

Lab Name: MITKEM LABORATORIES Contract:

Lab Code: MITKEM Case No.: H2626 Mod. Ref No.: SDG No.: SH2626

Matrix: (SOIL/SED/WATER) WATER Lab Sample ID: MB-48217

Sample wt/vol: 1000 (g/mL) ML Lab File ID: E4F4140F.D/E4F4140R.D

% Moisture: Decanted: (Y/N) Date Received:

Extraction: (Type) SEPF Date Extracted: 12/24/2009

Concentrated Extract Volume: 10000 (uL) Date Analyzed: 12/29/2009

Injection Volume: 1.0 (uL) GPC Factor: 1.00 Dilution Factor: 1.0

GPC Cleanup: (Y/N) N pH: Sulfur Cleanup: (Y/N) Y

CAS NO.	COMPOUND	CONCENTRATION UNITS: (ug/L or ug/Kg) µG/L	Q
319-84-6	alpha-BHC	0.050	U
319-85-7	beta-BHC	0.050	U
319-86-8	delta-BHC	0.050	U
58-89-9	gamma-BHC (Lindane)	0.050	U
76-44-8	Heptachlor	0.050	U
309-00-2	Aldrin	0.050	U
1024-57-3	Heptachlor epoxide	0.050	U
959-98-8	Endosulfan I	0.050	U
60-57-1	Dieldrin	0.10	U
72-55-9	4,4´-DDE	0.10	U
72-20-8	Endrin	0.10	U
33213-65-9	Endosulfan II	0.10	U
72-54-8	4,4´-DDD	0.10	U
1031-07-8	Endosulfan sulfate	0.10	U
50-29-3	4,4´-DDT	0.10	U
72-43-5	Methoxychlor	0.50	U
53494-70-5	Endrin ketone	0.10	U
7421-93-4	Endrin aldehyde	0.10	U
5103-71-9	alpha-Chlordane	0.050	U
5103-74-2	gamma-Chlordane	0.050	U
8001-35-2	Toxaphene	5.0	U

1G - FORM I PEST

PESTICIDE ORGANICS ANALYSIS DATA SHEET

EPA SAMPLE NO.

MB-48258

Lab Name: MITKEM LABORATORIES Contract:

Lab Code: MITKEM Case No.: H2626 Mod. Ref No.: SDG No.: SH2626

Matrix: (SOIL/SED/WATER) SOIL Lab Sample ID: MB-48258

Sample wt/vol: 30.0 (g/mL) G Lab File ID: E4F4200F.D/E4F4200R.D

% Moisture: Decanted: (Y/N) Date Received:

Extraction: (Type) SONC Date Extracted: 12/28/2009

Concentrated Extract Volume: ~~10000~~ 2 (uL) Date Analyzed: 01/04/2010 1/6/10 AJ

Injection Volume: 1.0 (uL) GPC Factor: ~~1.00~~ Dilution Factor: 1.0

GPC Cleanup: (Y/N) Y pH: Sulfur Cleanup: (Y/N) Y

CAS NO.	COMPOUND	CONCENTRATION UNITS: (ug/L or ug/Kg) µG/KG	Q
319-84-6	alpha-BHC	1.7	U
319-85-7	beta-BHC	1.7	U
319-86-8	delta-BHC	1.7	U
58-89-9	gamma-BHC (Lindane)	1.7	U
76-44-8	Heptachlor	1.7	U
309-00-2	Aldrin	1.7	U
1024-57-3	Heptachlor epoxide	1.7	U
959-98-8	Endosulfan I	1.7	U
60-57-1	Dieldrin	3.3	U
72-55-9	4,4´-DDE	3.3	U
72-20-8	Endrin	3.3	U
33213-65-9	Endosulfan II	3.3	U
72-54-8	4,4´-DDD	3.3	U
1031-07-8	Endosulfan sulfate	3.3	U
50-29-3	4,4´-DDT	3.3	U
72-43-5	Methoxychlor	17	U
53494-70-5	Endrin ketone	3.3	U
7421-93-4	Endrin aldehyde	3.3	U
5103-71-9	alpha-Chlordane	1.7	U
5103-74-2	gamma-Chlordane	1.7	U
8001-35-2	Toxaphene	170	U

1G - FORM I PEST

PESTICIDE ORGANICS ANALYSIS DATA SHEET

EPA SAMPLE NO.

LCS-48217(1)

Lab Name: MITKEM LABORATORIES Contract:

Lab Code: MITKEM Case No.: H2626 Mod. Ref No.: SDG No.: SH2626

Matrix: (SOIL/SED/WATER) WATER Lab Sample ID: LCS-48217

Sample wt/vol: 1000 (g/mL) ML Lab File ID: E4F4141F.D

% Moisture: Decanted: (Y/N) Date Received:

Extraction: (Type) SEPF Date Extracted: 12/24/2009

Concentrated Extract Volume: 10000 (uL) Date Analyzed: 12/29/2009

Injection Volume: 1.0 (uL) GPC Factor: 1.00 Dilution Factor: 1.0

GPC Cleanup: (Y/N) N pH: Sulfur Cleanup: (Y/N) Y

CAS NO.	COMPOUND	CONCENTRATION UNITS: (ug/L or ug/Kg) µG/L	Q
319-84-6	alpha-BHC	0.15	
319-85-7	beta-BHC	0.17	
319-86-8	delta-BHC	0.17	
58-89-9	gamma-BHC (Lindane)	0.16	
76-44-8	Heptachlor	0.15	
309-00-2	Aldrin	0.15	
1024-57-3	Heptachlor epoxide	0.18	
959-98-8	Endosulfan I	0.12	
60-57-1	Dieldrin	0.39	
72-55-9	4,4´-DDE	0.35	
72-20-8	Endrin	0.40	
33213-65-9	Endosulfan II	0.30	
72-54-8	4,4´-DDD	0.39	
1031-07-8	Endosulfan sulfate	0.45	
50-29-3	4,4´-DDT	0.38	
72-43-5	Methoxychlor	2.0	
53494-70-5	Endrin ketone	0.42	
7421-93-4	Endrin aldehyde	0.39	
5103-71-9	alpha-Chlordane	0.18	
5103-74-2	gamma-Chlordane	0.18	
8001-35-2	Toxaphene	5.0	U

1G - FORM I PEST

PESTICIDE ORGANICS ANALYSIS DATA SHEET

EPA SAMPLE NO.

LCS-48217(2)

Lab Name: MITKEM LABORATORIES Contract:

Lab Code: MITKEM Case No.: H2626 Mod. Ref No.: SDG No.: SH2626

Matrix: (SOIL/SED/WATER) WATER Lab Sample ID: LCS-48217

Sample wt/vol: 1000 (g/mL) ML Lab File ID: E4F4141R.D

% Moisture: Decanted: (Y/N) Date Received:

Extraction: (Type) SEPF Date Extracted: 12/24/2009

Concentrated Extract Volume: 10000 (uL) Date Analyzed: 12/29/2009

Injection Volume: 1.0 (uL) GPC Factor: 1.00 Dilution Factor: 1.0

GPC Cleanup: (Y/N) N pH: Sulfur Cleanup: (Y/N) Y

CAS NO.	COMPOUND	CONCENTRATION UNITS: (ug/L or ug/Kg) µG/L	Q
319-84-6	alpha-BHC	0.16	
319-85-7	beta-BHC	0.19	
319-86-8	delta-BHC	0.19	
58-89-9	gamma-BHC (Lindane)	0.17	
76-44-8	Heptachlor	0.15	
309-00-2	Aldrin	0.16	
1024-57-3	Heptachlor epoxide	0.20	
959-98-8	Endosulfan I	0.13	
60-57-1	Dieldrin	0.43	
72-55-9	4,4´-DDE	0.39	
72-20-8	Endrin	0.44	
33213-65-9	Endosulfan II	0.33	
72-54-8	4,4´-DDD	0.45	
1031-07-8	Endosulfan sulfate	0.44	
50-29-3	4,4´-DDT	0.40	
72-43-5	Methoxychlor	2.1	
53494-70-5	Endrin ketone	0.45	
7421-93-4	Endrin aldehyde	0.40	
5103-71-9	alpha-Chlordane	0.20	
5103-74-2	gamma-Chlordane	0.20	
8001-35-2	Toxaphene	5.0	U

1G - FORM I PEST

PESTICIDE ORGANICS ANALYSIS DATA SHEET

EPA SAMPLE NO.

LCSD-48217(1)

Lab Name: MITKEM LABORATORIES Contract:

Lab Code: MITKEM Case No.: H2626 Mod. Ref No.: SDG No.: SH2626

Matrix: (SOIL/SED/WATER) WATER Lab Sample ID: LCSD-48217

Sample wt/vol: 1000 (g/mL) ML Lab File ID: E4F4142F.D

% Moisture: Decanted: (Y/N) Date Received:

Extraction: (Type) SEPF Date Extracted: 12/24/2009

Concentrated Extract Volume: 10000 (uL) Date Analyzed: 12/29/2009

Injection Volume: 1.0 (uL) GPC Factor: 1.00 Dilution Factor: 1.0

GPC Cleanup: (Y/N) N pH: Sulfur Cleanup: (Y/N) Y

CAS NO.	COMPOUND	CONCENTRATION UNITS: (ug/L or ug/Kg) µG/L	Q
319-84-6	alpha-BHC	0.13	
319-85-7	beta-BHC	0.15	
319-86-8	delta-BHC	0.16	
58-89-9	gamma-BHC (Lindane)	0.13	
76-44-8	Heptachlor	0.12	
309-00-2	Aldrin	0.12	
1024-57-3	Heptachlor epoxide	0.15	
959-98-8	Endosulfan I	0.11	
60-57-1	Dieldrin	0.35	
72-55-9	4,4´-DDE	0.32	
72-20-8	Endrin	0.35	
33213-65-9	Endosulfan II	0.28	
72-54-8	4,4´-DDD	0.37	
1031-07-8	Endosulfan sulfate	0.44	
50-29-3	4,4´-DDT	0.37	
72-43-5	Methoxychlor	1.9	
53494-70-5	Endrin ketone	0.41	
7421-93-4	Endrin aldehyde	0.36	
5103-71-9	alpha-Chlordane	0.15	
5103-74-2	gamma-Chlordane	0.16	
8001-35-2	Toxaphene	5.0	U

1G - FORM I PEST

PESTICIDE ORGANICS ANALYSIS DATA SHEET

EPA SAMPLE NO.

LCSD-48217(2)

Lab Name: MITKEM LABORATORIES Contract:

Lab Code: MITKEM Case No.: H2626 Mod. Ref No.: SDG No.: SH2626

Matrix: (SOIL/SED/WATER) WATER Lab Sample ID: LCSD-48217

Sample wt/vol: 1000 (g/mL) ML Lab File ID: E4F4142R.D

% Moisture: Decanted: (Y/N) Date Received:

Extraction: (Type) SEPF Date Extracted: 12/24/2009

Concentrated Extract Volume: 10000 (uL) Date Analyzed: 12/29/2009

Injection Volume: 1.0 (uL) GPC Factor: 1.00 Dilution Factor: 1.0

GPC Cleanup: (Y/N) N pH: Sulfur Cleanup: (Y/N) Y

CAS NO.	COMPOUND	CONCENTRATION UNITS: (ug/L or ug/Kg) µG/L	Q
319-84-6	alpha-BHC	0.13	
319-85-7	beta-BHC	0.17	
319-86-8	delta-BHC	0.17	
58-89-9	gamma-BHC (Lindane)	0.14	
76-44-8	Heptachlor	0.13	
309-00-2	Aldrin	0.13	
1024-57-3	Heptachlor epoxide	0.17	
959-98-8	Endosulfan I	0.12	
60-57-1	Dieldrin	0.39	
72-55-9	4,4´-DDE	0.36	
72-20-8	Endrin	0.40	
33213-65-9	Endosulfan II	0.32	
72-54-8	4,4´-DDD	0.44	
1031-07-8	Endosulfan sulfate	0.44	
50-29-3	4,4´-DDT	0.39	
72-43-5	Methoxychlor	2.1	
53494-70-5	Endrin ketone	0.45	
7421-93-4	Endrin aldehyde	0.38	
5103-71-9	alpha-Chlordane	0.18	
5103-74-2	gamma-Chlordane	0.17	
8001-35-2	Toxaphene	5.0	U

1G - FORM I PEST

PESTICIDE ORGANICS ANALYSIS DATA SHEET

EPA SAMPLE NO.

LCS-48258(1)

Lab Name: MITKEM LABORATORIES Contract:

Lab Code: MITKEM Case No.: H2626 Mod. Ref No.: SDG No.: SH2626

Matrix: (SOIL/SED/WATER) SOIL Lab Sample ID: LCS-48258

Sample wt/vol: 30 (g/mL) G Lab File ID: E4F4220F.D

% Moisture: Decanted: (Y/N) Date Received:

Extraction: (Type) SONC Date Extracted: 12/28/2009

Concentrated Extract Volume: ~~5000~~ ~~10000~~ (uL) Date Analyzed: 01/05/2010

Injection Volume: 1.0 (uL) GPC Factor: ~~1.00~~ 2 Dilution Factor: 1.0

GPC Cleanup: (Y/N) Y pH: Sulfur Cleanup: (Y/N) Y

CAS NO.	COMPOUND	CONCENTRATION UNITS: (ug/L or ug/Kg) µG/KG	Q
319-84-6	alpha-BHC	6.0	
319-85-7	beta-BHC	6.4	
319-86-8	delta-BHC	6.8	
58-89-9	gamma-BHC (Lindane)	6.2	
76-44-8	Heptachlor	6.2	
309-00-2	Aldrin	6.4	
1024-57-3	Heptachlor epoxide	6.9	
959-98-8	Endosulfan I	4.4	
60-57-1	Dieldrin	14	
72-55-9	4,4'-DDE	14	
72-20-8	Endrin	14	
33213-65-9	Endosulfan II	10	
72-54-8	4,4'-DDD	15	
1031-07-8	Endosulfan sulfate	16	
50-29-3	4,4'-DDT	15	
72-43-5	Methoxychlor	69	
53494-70-5	Endrin ketone	15	
7421-93-4	Endrin aldehyde	13	
5103-71-9	alpha-Chlordane	6.7	
5103-74-2	gamma-Chlordane	7.0	
8001-35-2	Toxaphene	170	U

1G - FORM I PEST

PESTICIDE ORGANICS ANALYSIS DATA SHEET

EPA SAMPLE NO.

LCS-48258(2)

Lab Name: MITKEM LABORATORIES Contract:

Lab Code: MITKEM Case No.: H2626 Mod. Ref No.: SDG No.: SH2626

Matrix: (SOIL/SED/WATER) SOIL Lab Sample ID: LCS-48258

Sample wt/vol: 30 (g/mL) G Lab File ID: E4F4220R.D

% Moisture: Decanted: (Y/N) Date Received:

Extraction: (Type) SONC Date Extracted: 12/28/2009

Concentrated Extract Volume: ~~5000~~ 10000 (uL) Date Analyzed: 01/05/2010

1/6/10 AD

Injection Volume: 1.0 (uL) GPC Factor: ~~1.00~~ 2 Dilution Factor: 1.0

GPC Cleanup: (Y/N) Y pH: Sulfur Cleanup: (Y/N) Y

CAS NO.	COMPOUND	CONCENTRATION UNITS: (ug/L or ug/Kg) µG/KG	Q
319-84-6	alpha-BHC	6.3	
319-85-7	beta-BHC	7.0	
319-86-8	delta-BHC	7.0	
58-89-9	gamma-BHC (Lindane)	6.8	
76-44-8	Heptachlor	6.1	
309-00-2	Aldrin	6.9	
1024-57-3	Heptachlor epoxide	7.3	
959-98-8	Endosulfan I	4.5	
60-57-1	Dieldrin	15	
72-55-9	4,4´-DDE	15	
72-20-8	Endrin	15	
33213-65-9	Endosulfan II	11	
72-54-8	4,4´-DDD	16	
1031-07-8	Endosulfan sulfate	15	
50-29-3	4,4´-DDT	15	
72-43-5	Methoxychlor	73	
53494-70-5	Endrin ketone	16	
7421-93-4	Endrin aldehyde	13	
5103-71-9	alpha-Chlordane	7.4	
5103-74-2	gamma-Chlordane	7.3	
8001-35-2	Toxaphene	170	U

1G - FORM I PEST

PESTICIDE ORGANICS ANALYSIS DATA SHEET

EPA SAMPLE NO.

690-SS-7(2"-2')-OMS(1)

Lab Name: MITKEM LABORATORIES Contract:

Lab Code: MITKEM Case No.: H2626 Mod. Ref No.: SDG No.: SH2626

Matrix: (SOIL/SED/WATER) SOIL Lab Sample ID: H2626-02AMS

Sample wt/vol: 30 (g/mL) G Lab File ID: E4F4205F.D

% Moisture: 20 Decanted: (Y/N) N Date Received: 12/23/2009

Extraction: (Type) SONC Date Extracted: 12/28/2009

Concentrated Extract Volume: ~~5000~~ ~~10000~~ (uL) Date Analyzed: 01/04/2010

Injection Volume: 1.0 (uL) GPC Factor: ~~1.00~~ 2 Dilution Factor: 1.0

1/14/10 AW

GPC Cleanup: (Y/N) Y pH: Sulfur Cleanup: (Y/N) Y

CAS NO.	COMPOUND	CONCENTRATION UNITS: (ug/L or ug/Kg) µG/KG	Q
319-84-6	alpha-BHC	6.3	
319-85-7	beta-BHC	7.0	
319-86-8	delta-BHC	6.5	
58-89-9	gamma-BHC (Lindane)	6.4	
76-44-8	Heptachlor	6.1	
309-00-2	Aldrin	6.1	
1024-57-3	Heptachlor epoxide	6.8	
959-98-8	Endosulfan I	3.8	
60-57-1	Dieldrin	13	
72-55-9	4,4'-DDE	13	
72-20-8	Endrin	13	
33213-65-9	Endosulfan II	8.9	
72-54-8	4,4'-DDD	14	
1031-07-8	Endosulfan sulfate	13	
50-29-3	4,4'-DDT	14	
72-43-5	Methoxychlor	68	
53494-70-5	Endrin ketone	13	
7421-93-4	Endrin aldehyde	12	
5103-71-9	alpha-Chlordane	6.1	
5103-74-2	gamma-Chlordane	6.6	
8001-35-2	Toxaphene	210	U

1G - FORM I PEST

PESTICIDE ORGANICS ANALYSIS DATA SHEET

EPA SAMPLE NO.

690-SS-7(2"-2')-0MS(2)

Lab Name: MITKEM LABORATORIES Contract:

Lab Code: MITKEM Case No.: H2626 Mod. Ref No.: SDG No.: SH2626

Matrix: (SOIL/SED/WATER) SOIL Lab Sample ID: H2626-02AMS

Sample wt/vol: 30 (g/mL) G Lab File ID: E4F4205R.D

% Moisture: 20 Decanted: (Y/N) N Date Received: 12/23/2009

Extraction: (Type) SONC Date Extracted: 12/28/2009

Concentrated Extract Volume: ~~9000~~ ~~10000~~ (uL) Date Analyzed: 01/04/2010

Injection Volume: 1.0 (uL) GPC Factor: ~~1.00~~ 2 1/14/10 AN Dilution Factor: 1.0

GPC Cleanup: (Y/N) Y pH: Sulfur Cleanup: (Y/N) Y

CAS NO.	COMPOUND	CONCENTRATION UNITS: (ug/L or ug/Kg) µG/KG	Q
319-84-6	alpha-BHC	6.2	
319-85-7	beta-BHC	5.9	
319-86-8	delta-BHC	6.5	
58-89-9	gamma-BHC (Lindane)	6.4	
76-44-8	Heptachlor	5.9	
309-00-2	Aldrin	7.2	
1024-57-3	Heptachlor epoxide	7.1	
959-98-8	Endosulfan I	3.9	
60-57-1	Dieldrin	15	
72-55-9	4,4'-DDE	14	
72-20-8	Endrin	14	
33213-65-9	Endosulfan II	10	
72-54-8	4,4'-DDD	16	
1031-07-8	Endosulfan sulfate	14	
50-29-3	4,4'-DDT	14	
72-43-5	Methoxychlor	75	
53494-70-5	Endrin ketone	13	
7421-93-4	Endrin aldehyde	12	
5103-71-9	alpha-Chlordane	6.6	
5103-74-2	gamma-Chlordane	6.3	
8001-35-2	Toxaphene	210	U

1G - FORM I PEST

PESTICIDE ORGANICS ANALYSIS DATA SHEET

EPA SAMPLE NO.

690-SS-7(2"-2')-OMSD(1)

Lab Name: MITKEM LABORATORIES Contract:

Lab Code: MITKEM Case No.: H2626 Mod. Ref No.: SDG No.: SH2626

Matrix: (SOIL/SED/WATER) SOIL Lab Sample ID: H2626-02AMSD

Sample wt/vol: 30.1 (g/mL) G Lab File ID: E4F4206F.D

% Moisture: 20 Decanted: (Y/N) N Date Received: 12/23/2009

Extraction: (Type) SONC Date Extracted: 12/28/2009

Concentrated Extract Volume: ~~9000~~ ~~10000~~ (uL) Date Analyzed: 01/04/2010 1/14/10 AO

Injection Volume: 1.0 (uL) GPC Factor: ~~1.00~~ 2 Dilution Factor: 1.0

GPC Cleanup: (Y/N) Y pH: Sulfur Cleanup: (Y/N) Y

CAS NO.	COMPOUND	CONCENTRATION UNITS: (ug/L or ug/Kg) µG/KG	Q
319-84-6	alpha-BHC	5.8	
319-85-7	beta-BHC	6.5	
319-86-8	delta-BHC	6.3	
58-89-9	gamma-BHC (Lindane)	6.0	
76-44-8	Heptachlor	6.0	
309-00-2	Aldrin	5.9	
1024-57-3	Heptachlor epoxide	6.3	
959-98-8	Endosulfan I	3.8	
60-57-1	Dieldrin	13	
72-55-9	4,4'-DDE	12	
72-20-8	Endrin	13	
33213-65-9	Endosulfan II	8.7	
72-54-8	4,4'-DDD	13	
1031-07-8	Endosulfan sulfate	13	
50-29-3	4,4'-DDT	14	
72-43-5	Methoxychlor	68	
53494-70-5	Endrin ketone	13	
7421-93-4	Endrin aldehyde	12	
5103-71-9	alpha-Chlordane	5.8	
5103-74-2	gamma-Chlordane	5.9	
8001-35-2	Toxaphene	210	U

1G - FORM I PEST

PESTICIDE ORGANICS ANALYSIS DATA SHEET

EPA SAMPLE NO.: 690-SS-7(2"-2')-0MSD(2)

Lab Name: MITKEM LABORATORIES | Contract:

Lab Code: MITKEM | Case No.: H2626 | Mod. Ref No.: | SDG No.: SH2626

Matrix: (SOIL/SED/WATER) SOIL | Lab Sample ID: H2626-02AMSD

Sample wt/vol: 30.1 (g/mL) G | Lab File ID: E4F4206R.D

% Moisture: 20 | Decanted: (Y/N) N | Date Received: 12/23/2009

Extraction: (Type) SONC | Date Extracted: 12/28/2009

Concentrated Extract Volume: ~~5000~~ ~~10000~~ (uL) | Date Analyzed: 01/04/2010 1/14/10A

Injection Volume: 1.0 (uL) | GPC Factor: ~~1.00~~ 2 | Dilution Factor: 1.0

GPC Cleanup: (Y/N) Y | pH: | Sulfur Cleanup: (Y/N) Y

CAS NO.	COMPOUND	CONCENTRATION UNITS: (ug/L or ug/Kg) µG/KG	Q
319-84-6	alpha-BHC	5.9	
319-85-7	beta-BHC	5.6	
319-86-8	delta-BHC	6.3	
58-89-9	gamma-BHC (Lindane)	6.3	
76-44-8	Heptachlor	5.7	
309-00-2	Aldrin	6.8	
1024-57-3	Heptachlor epoxide	6.8	
959-98-8	Endosulfan I	3.8	
60-57-1	Dieldrin	15	
72-55-9	4,4´-DDE	13	
72-20-8	Endrin	14	
33213-65-9	Endosulfan II	10	
72-54-8	4,4´-DDD	16	
1031-07-8	Endosulfan sulfate	14	
50-29-3	4,4´-DDT	14	
72-43-5	Methoxychlor	74	
53494-70-5	Endrin ketone	14	
7421-93-4	Endrin aldehyde	12	
5103-71-9	alpha-Chlordane	6.6	
5103-74-2	gamma-Chlordane	5.8	
8001-35-2	Toxaphene	210	U

1H - FORM I ARO

AROCLOR ORGANICS ANALYSIS DATA SHEET

EPA SAMPLE NO.

690-SS-7(0"-2")-0

Lab Name: MITKEM LABORATORIES Contract:

Lab Code: MITKEM Case No.: H2626 Mod. Ref No.: SDG No.: SH2626

Matrix: (SOIL/SED/WATER) SOIL Lab Sample ID: H2626-01A

Sample wt/vol: 30.2 (g/mL) G Lab File ID: E3G9491F.D/E3G9491R.D

% Moisture: 13 Decanted: (Y/N) N Date Received: 12/23/2009

Extraction: (Type) SONC Date Extracted: 12/28/2009

Concentrated Extract Volume: ~~10000~~ 5000 (uL) Date Analyzed: 12/31/2009 PL 1/7/10

Injection Volume: 1.0 (uL) GPC Factor: ~~1.00~~ 2.00 Dilution Factor: 1.0

GPC Cleanup: (Y/N) Y pH: Sulfur Cleanup: (Y/N) Y

Acid Cleanup: (Y/N) Y

CAS NO.	COMPOUND	CONCENTRATION UNITS: (ug/L or ug/Kg) µG/KG	Q
12674-11-2	Aroclor-1016	38	U
11104-28-2	Aroclor-1221	38	U
11141-16-5	Aroclor-1232	38	U
53469-21-9	Aroclor-1242	38	U
12672-29-6	Aroclor-1248	38	U
11097-69-1	Aroclor-1254	38	U
11096-82-5	Aroclor-1260	38	U

1H - FORM I ARO

AROCLOR ORGANICS ANALYSIS DATA SHEET

EPA SAMPLE NO.

690-SS-7(2"-2')-0

Lab Name: MITKEM LABORATORIES Contract:

Lab Code: MITKEM Case No.: H2626 Mod. Ref No.: SDG No.: SH2626

Matrix: (SOIL/SED/WATER) SOIL Lab Sample ID: H2626-02A

Sample wt/vol: 30.2 (g/mL) G Lab File ID: E3G9492F.D/E3G9492R.D

% Moisture: 20 Decanted: (Y/N) N Date Received: 12/23/2009

Extraction: (Type) SONC Date Extracted: 12/28/2009

Concentrated Extract Volume: ~~10000~~ 5000 (uL) Date Analyzed: 12/31/2009 DL 1/7/10

Injection Volume: 1.0 (uL) GPC Factor: ~~1.00~~ 2.00 Dilution Factor: 1.0

GPC Cleanup: (Y/N) Y pH: Sulfur Cleanup: (Y/N) Y

Acid Cleanup: (Y/N) Y

CAS NO.	COMPOUND	CONCENTRATION UNITS: (ug/L or ug/Kg) µG/KG	Q
12674-11-2	Aroclor-1016	41	U
11104-28-2	Aroclor-1221	41	U
11141-16-5	Aroclor-1232	41	U
53469-21-9	Aroclor-1242	41	U
12672-29-6	Aroclor-1248	41	U
11097-69-1	Aroclor-1254	41	U
11096-82-5	Aroclor-1260	41	U

1H - FORM I ARO

AROCLOR ORGANICS ANALYSIS DATA SHEET

EPA SAMPLE NO.

690-FB-0

Lab Name: MITKEM LABORATORIES Contract:

Lab Code: MITKEM Case No.: H2626 Mod. Ref No.: SDG No.: SH2626

Matrix: (SOIL/SED/WATER) WATER Lab Sample ID: H2626-04C

Sample wt/vol: 1000 (g/mL) ML Lab File ID: E3G9461F.D/E3G9461R.D

% Moisture: Decanted: (Y/N) Date Received: 12/23/2009

Extraction: (Type) SEPF Date Extracted: 12/24/2009

Concentrated Extract Volume: 10000 (uL) Date Analyzed: 12/30/2009

Injection Volume: 1.0 (uL) GPC Factor: 1.00 Dilution Factor: 1.0

GPC Cleanup: (Y/N) N pH: Sulfur Cleanup: (Y/N) Y

Acid Cleanup: (Y/N) Y

CAS NO.	COMPOUND	CONCENTRATION UNITS: (ug/L or ug/Kg) µG/L	Q
12674-11-2	Aroclor-1016	1.0	U
11104-28-2	Aroclor-1221	1.0	U
11141-16-5	Aroclor-1232	1.0	U
53469-21-9	Aroclor-1242	1.0	U
12672-29-6	Aroclor-1248	1.0	U
11097-69-1	Aroclor-1254	1.0	U
11096-82-5	Aroclor-1260	1.0	U

1H - FORM I ARO

AROCLOR ORGANICS ANALYSIS DATA SHEET

EPA SAMPLE NO.

690-SS-7(0"-2")-D

Lab Name: MITKEM LABORATORIES Contract:

Lab Code: MITKEM Case No.: H2626 Mod. Ref No.: SDG No.: SH2626

Matrix: (SOIL/SED/WATER) SOIL Lab Sample ID: H2626-05C

Sample wt/vol: 30.2 (g/mL) G Lab File ID: E3G9493F.D/E3G9493R.D

% Moisture: 14 Decanted: (Y/N) N Date Received: 12/23/2009

Extraction: (Type) SONC Date Extracted: 12/28/2009

Concentrated Extract Volume: ~~10000~~ 5000 (uL) Date Analyzed: 12/31/2009 DC 1/7/10

Injection Volume: 1.0 (uL) GPC Factor: 1.00 2.00 Dilution Factor: 1.0

GPC Cleanup: (Y/N) Y pH: Sulfur Cleanup: (Y/N) Y

Acid Cleanup: (Y/N) Y

CAS NO.	COMPOUND	CONCENTRATION UNITS: (ug/L or ug/Kg) µG/KG	Q
12674-11-2	Aroclor-1016	38	U
11104-28-2	Aroclor-1221	38	U
11141-16-5	Aroclor-1232	38	U
53469-21-9	Aroclor-1242	38	U
12672-29-6	Aroclor-1248	38	U
11097-69-1	Aroclor-1254	38	U
11096-82-5	Aroclor-1260	38	U

1H - FORM I ARO

AROCLOR ORGANICS ANALYSIS DATA SHEET

EPA SAMPLE NO.

MB-48219

Lab Name: MITKEM LABORATORIES Contract:

Lab Code: MITKEM Case No.: H2626 Mod. Ref No.: SDG No.: SH2626

Matrix: (SOIL/SED/WATER) WATER Lab Sample ID: MB-48219

Sample wt/vol: 1000 (g/mL) ML Lab File ID: E3G9458F.D/E3G9458R.D

% Moisture: Decanted: (Y/N) Date Received:

Extraction: (Type) SEPF Date Extracted: 12/24/2009

Concentrated Extract Volume: 10000 (uL) Date Analyzed: 12/30/2009

Injection Volume: 1.0 (uL) GPC Factor: 1.00 Dilution Factor: 1.0

GPC Cleanup: (Y/N) N pH: Sulfur Cleanup: (Y/N) Y

Acid Cleanup: (Y/N) Y

CAS NO.	COMPOUND	CONCENTRATION UNITS: (ug/L or ug/Kg) µG/L	Q
12674-11-2	Aroclor-1016	1.0	U
11104-28-2	Aroclor-1221	1.0	U
11141-16-5	Aroclor-1232	1.0	U
53469-21-9	Aroclor-1242	1.0	U
12672-29-6	Aroclor-1248	1.0	U
11097-69-1	Aroclor-1254	1.0	U
11096-82-5	Aroclor-1260	1.0	U

1H - FORM I ARO

AROCLOR ORGANICS ANALYSIS DATA SHEET

EPA SAMPLE NO.

MB-48257

Lab Name: MITKEM LABORATORIES Contract:

Lab Code: MITKEM Case No.: H2626 Mod. Ref No.: SDG No.: SH2626

Matrix: (SOIL/SED/WATER) SOIL Lab Sample ID: MB-48257

Sample wt/vol: 30.0 (g/mL) G Lab File ID: E3G9408F.D/E3G9408R.D

% Moisture: Decanted: (Y/N) Date Received:

Extraction: (Type) SONC Date Extracted: 12/28/2009

Concentrated Extract Volume: 10000 (uL) Date Analyzed: 12/29/2009

Injection Volume: 1.0 (uL) GPC Factor: 1.00 Dilution Factor: 1.0

GPC Cleanup: (Y/N) N pH: Sulfur Cleanup: (Y/N) Y

Acid Cleanup: (Y/N) Y

CAS NO.	COMPOUND	CONCENTRATION UNITS: (ug/L or ug/Kg) µG/KG	Q
12674-11-2	Aroclor-1016	33	U
11104-28-2	Aroclor-1221	33	U
11141-16-5	Aroclor-1232	33	U
53469-21-9	Aroclor-1242	33	U
12672-29-6	Aroclor-1248	33	U
11097-69-1	Aroclor-1254	33	U
11096-82-5	Aroclor-1260	33	U

1H - FORM I ARO

AROCLOR ORGANICS ANALYSIS DATA SHEET

EPA SAMPLE NO.

LCS-48219(1)

Lab Name: MITKEM LABORATORIES Contract:

Lab Code: MITKEM Case No.: H2626 Mod. Ref No.: SDG No.: SH2626

Matrix: (SOIL/SED/WATER) WATER Lab Sample ID: LCS-48219

Sample wt/vol: 1000 (g/mL) ML Lab File ID: E3G9459F.D

% Moisture: Decanted: (Y/N) Date Received:

Extraction: (Type) SEPF Date Extracted: 12/24/2009

Concentrated Extract Volume: 10000 (uL) Date Analyzed: 12/30/2009

Injection Volume: 1.0 (uL) GPC Factor: 1.00 Dilution Factor: 1.0

GPC Cleanup: (Y/N) N pH: Sulfur Cleanup: (Y/N) Y

Acid Cleanup: (Y/N) Y

CAS NO.	COMPOUND	CONCENTRATION UNITS: (ug/L or ug/Kg) µG/L	Q
12674-11-2	Aroclor-1016	3.1	
11104-28-2	Aroclor-1221	1.0	U
11141-16-5	Aroclor-1232	1.0	U
53469-21-9	Aroclor-1242	1.0	U
12672-29-6	Aroclor-1248	1.0	U
11097-69-1	Aroclor-1254	1.0	U
11096-82-5	Aroclor-1260	3.5	

1H - FORM I ARO

AROCLOR ORGANICS ANALYSIS DATA SHEET

EPA SAMPLE NO.

LCS-48219(2)

Lab Name: MITKEM LABORATORIES Contract:

Lab Code: MITKEM Case No.: H2626 Mod. Ref No.: SDG No.: SH2626

Matrix: (SOIL/SED/WATER) WATER Lab Sample ID: LCS-48219

Sample wt/vol: 1000 (g/mL) ML Lab File ID: E3G9459R.D

% Moisture: Decanted: (Y/N) Date Received:

Extraction: (Type) SEPF Date Extracted: 12/24/2009

Concentrated Extract Volume: 10000 (uL) Date Analyzed: 12/30/2009

Injection Volume: 1.0 (uL) GPC Factor: 1.00 Dilution Factor: 1.0

GPC Cleanup: (Y/N) N pH: Sulfur Cleanup: (Y/N) Y

Acid Cleanup: (Y/N) Y

CAS NO.	COMPOUND	CONCENTRATION UNITS: (ug/L or ug/Kg) µG/L	Q
12674-11-2	Aroclor-1016	3.6	
11104-28-2	Aroclor-1221	1.0	U
11141-16-5	Aroclor-1232	1.0	U
53469-21-9	Aroclor-1242	1.0	U
12672-29-6	Aroclor-1248	1.0	U
11097-69-1	Aroclor-1254	1.0	U
11096-82-5	Aroclor-1260	4.1	

1H - FORM I ARO

AROCLOR ORGANICS ANALYSIS DATA SHEET

EPA SAMPLE NO.
LCSD-48219(1)

Lab Name: MITKEM LABORATORIES Contract:

Lab Code: MITKEM Case No.: H2626 Mod. Ref No.: SDG No.: SH2626

Matrix: (SOIL/SED/WATER) WATER Lab Sample ID: LCSD-48219

Sample wt/vol: 1000 (g/mL) ML Lab File ID: E3G9460F.D

% Moisture: Decanted: (Y/N) Date Received:

Extraction: (Type) SEPF Date Extracted: 12/24/2009

Concentrated Extract Volume: 10000 (uL) Date Analyzed: 12/30/2009

Injection Volume: 1.0 (uL) GPC Factor: 1.00 Dilution Factor: 1.0

GPC Cleanup: (Y/N) N pH: Sulfur Cleanup: (Y/N) Y

Acid Cleanup: (Y/N) Y

CAS NO.	COMPOUND	CONCENTRATION UNITS: (ug/L or ug/Kg) µG/L	Q
12674-11-2	Aroclor-1016	3.4	
11104-28-2	Aroclor-1221	1.0	U
11141-16-5	Aroclor-1232	1.0	U
53469-21-9	Aroclor-1242	1.0	U
12672-29-6	Aroclor-1248	1.0	U
11097-69-1	Aroclor-1254	1.0	U
11096-82-5	Aroclor-1260	3.4	

1H - FORM I ARO

AROCLOR ORGANICS ANALYSIS DATA SHEET

EPA SAMPLE NO.
LCSD-48219(2)

Lab Name: MITKEM LABORATORIES Contract:

Lab Code: MITKEM Case No.: H2626 Mod. Ref No.: SDG No.: SH2626

Matrix: (SOIL/SED/WATER) WATER Lab Sample ID: LCSD-48219

Sample wt/vol: 1000 (g/mL) ML Lab File ID: E3G9460R.D

% Moisture: Decanted: (Y/N) Date Received:

Extraction: (Type) SEPF Date Extracted: 12/24/2009

Concentrated Extract Volume: 10000 (uL) Date Analyzed: 12/30/2009

Injection Volume: 1.0 (uL) GPC Factor: 1.00 Dilution Factor: 1.0

GPC Cleanup: (Y/N) N pH: Sulfur Cleanup: (Y/N) Y

Acid Cleanup: (Y/N) Y

CAS NO.	COMPOUND	CONCENTRATION UNITS: (ug/L or ug/Kg) µG/L	Q
12674-11-2	Aroclor-1016	3.9	
11104-28-2	Aroclor-1221	1.0	U
11141-16-5	Aroclor-1232	1.0	U
53469-21-9	Aroclor-1242	1.0	U
12672-29-6	Aroclor-1248	1.0	U
11097-69-1	Aroclor-1254	1.0	U
11096-82-5	Aroclor-1260	3.9	

1H - FORM I ARO

AROCLOR ORGANICS ANALYSIS DATA SHEET

EPA SAMPLE NO.

LCS-48257(1)

Lab Name: MITKEM LABORATORIES Contract:

Lab Code: MITKEM Case No.: H2626 Mod. Ref No.: SDG No.: SH2626

Matrix: (SOIL/SED/WATER) SOIL Lab Sample ID: LCS-48257

Sample wt/vol: 30 (g/mL) G Lab File ID: E3G9409F.D

% Moisture: Decanted: (Y/N) Date Received:

Extraction: (Type) SONC Date Extracted: 12/28/2009

Concentrated Extract Volume: 10000 (uL) Date Analyzed: 12/29/2009

Injection Volume: 1.0 (uL) GPC Factor: 1.00 Dilution Factor: 1.0

GPC Cleanup: (Y/N) N pH: Sulfur Cleanup: (Y/N) Y

Acid Cleanup: (Y/N) Y

CAS NO.	COMPOUND	CONCENTRATION UNITS: (ug/L or ug/Kg) µG/KG	Q
12674-11-2	Aroclor-1016	110	
11104-28-2	Aroclor-1221	33	U
11141-16-5	Aroclor-1232	33	U
53469-21-9	Aroclor-1242	33	U
12672-29-6	Aroclor-1248	33	U
11097-69-1	Aroclor-1254	33	U
11096-82-5	Aroclor-1260	120	

1H - FORM I ARO

AROCLOR ORGANICS ANALYSIS DATA SHEET

EPA SAMPLE NO.

LCS-48257(2)

Lab Name: MITKEM LABORATORIES Contract:

Lab Code: MITKEM Case No.: H2626 Mod. Ref No.: SDG No.: SH2626

Matrix: (SOIL/SED/WATER) SOIL Lab Sample ID: LCS-48257

Sample wt/vol: 30 (g/mL) G Lab File ID: E3G9409R.D

% Moisture: Decanted: (Y/N) Date Received:

Extraction: (Type) SONC Date Extracted: 12/28/2009

Concentrated Extract Volume: 10000 (uL) Date Analyzed: 12/29/2009

Injection Volume: 1.0 (uL) GPC Factor: 1.00 Dilution Factor: 1.0

GPC Cleanup: (Y/N) N pH: Sulfur Cleanup: (Y/N) Y

Acid Cleanup: (Y/N) Y

CAS NO.	COMPOUND	CONCENTRATION UNITS: (ug/L or ug/Kg) µG/KG	Q
12674-11-2	Aroclor-1016	130	
11104-28-2	Aroclor-1221	33	U
11141-16-5	Aroclor-1232	33	U
53469-21-9	Aroclor-1242	33	U
12672-29-6	Aroclor-1248	33	U
11097-69-1	Aroclor-1254	33	U
11096-82-5	Aroclor-1260	140	

1H - FORM I ARO

AROCLOR ORGANICS ANALYSIS DATA SHEET

EPA SAMPLE NO.
690-SS-7(2"-2')-OMS(1)

Lab Name: MITKEM LABORATORIES Contract:

Lab Code: MITKEM Case No.: H2626 Mod. Ref No.: SDG No.: SH2626

Matrix: (SOIL/SED/WATER) SOIL Lab Sample ID: H2626-02AMS

Sample wt/vol: 30 (g/mL) G Lab File ID: E3G9471F.D

% Moisture: 20 Decanted: (Y/N) N Date Received: 12/23/2009

Extraction: (Type) SONC Date Extracted: 12/28/2009

Concentrated Extract Volume: 10000 (uL) Date Analyzed: 12/30/2009

Injection Volume: 1.0 (uL) GPC Factor: 1.00 Dilution Factor: 1.0

GPC Cleanup: (Y/N) N pH: Sulfur Cleanup: (Y/N) Y

Acid Cleanup: (Y/N) Y

CAS NO.	COMPOUND	CONCENTRATION UNITS: (ug/L or ug/Kg) µG/KG	Q
12674-11-2	Aroclor-1016	140	
11104-28-2	Aroclor-1221	41	U
11141-16-5	Aroclor-1232	41	U
53469-21-9	Aroclor-1242	41	U
12672-29-6	Aroclor-1248	41	U
11097-69-1	Aroclor-1254	41	U
11096-82-5	Aroclor-1260	150	

1H - FORM I ARO

AROCLOR ORGANICS ANALYSIS DATA SHEET

EPA SAMPLE NO.

690-SS-7(2"-2')-OMS(2)

Lab Name: MITKEM LABORATORIES Contract:

Lab Code: MITKEM Case No.: H2626 Mod. Ref No.: SDG No.: SH2626

Matrix: (SOIL/SED/WATER) SOIL Lab Sample ID: H2626-02AMS

Sample wt/vol: 30 (g/mL) G Lab File ID: E3G9471R.D

% Moisture: 20 Decanted: (Y/N) N Date Received: 12/23/2009

Extraction: (Type) SONC Date Extracted: 12/28/2009

Concentrated Extract Volume: 10000 (uL) Date Analyzed: 12/30/2009

Injection Volume: 1.0 (uL) GPC Factor: 1.00 Dilution Factor: 1.0

GPC Cleanup: (Y/N) N pH: Sulfur Cleanup: (Y/N) Y

Acid Cleanup: (Y/N) Y

CAS NO.	COMPOUND	CONCENTRATION UNITS: (ug/L or ug/Kg) µG/KG	Q
12674-11-2	Aroclor-1016	160	
11104-28-2	Aroclor-1221	41	U
11141-16-5	Aroclor-1232	41	U
53469-21-9	Aroclor-1242	41	U
12672-29-6	Aroclor-1248	41	U
11097-69-1	Aroclor-1254	41	U
11096-82-5	Aroclor-1260	180	

1H - FORM I ARO

AROCLOR ORGANICS ANALYSIS DATA SHEET

EPA SAMPLE NO.
690-SS-7(2"-2')-0MSD(1)

Lab Name: MITKEM LABORATORIES Contract:

Lab Code: MITKEM Case No.: H2626 Mod. Ref No.: SDG No.: SH2626

Matrix: (SOIL/SED/WATER) SOIL Lab Sample ID: H2626-02AMSD

Sample wt/vol: 30.1 (g/mL) G Lab File ID: E3G9472F.D

% Moisture: 20 Decanted: (Y/N) N Date Received: 12/23/2009

Extraction: (Type) SONC Date Extracted: 12/28/2009

Concentrated Extract Volume: 10000 (uL) Date Analyzed: 12/30/2009

Injection Volume: 1.0 (uL) GPC Factor: 1.00 Dilution Factor: 1.0

GPC Cleanup: (Y/N) N pH: Sulfur Cleanup: (Y/N) Y

Acid Cleanup: (Y/N) Y

CAS NO.	COMPOUND	CONCENTRATION UNITS: (ug/L or ug/Kg) µG/KG	Q
12674-11-2	Aroclor-1016	130	
11104-28-2	Aroclor-1221	41	U
11141-16-5	Aroclor-1232	41	U
53469-21-9	Aroclor-1242	41	U
12672-29-6	Aroclor-1248	41	U
11097-69-1	Aroclor-1254	41	U
11096-82-5	Aroclor-1260	150	

1H - FORM I ARO

AROCLOR ORGANICS ANALYSIS DATA SHEET

EPA SAMPLE NO.

690-SS-7(2"-2')-OMSD(2)

Lab Name: MITKEM LABORATORIES Contract:

Lab Code: MITKEM Case No.: H2626 Mod. Ref No.: SDG No.: SH2626

Matrix: (SOIL/SED/WATER) SOIL Lab Sample ID: H2626-02AMSD

Sample wt/vol: 30.1 (g/mL) G Lab File ID: E3G9472R.D

% Moisture: 20 Decanted: (Y/N) N Date Received: 12/23/2009

Extraction: (Type) SONC Date Extracted: 12/28/2009

Concentrated Extract Volume: 10000 (uL) Date Analyzed: 12/30/2009

Injection Volume: 1.0 (uL) GPC Factor: 1.00 Dilution Factor: 1.0

GPC Cleanup: (Y/N) N pH: Sulfur Cleanup: (Y/N) Y

Acid Cleanup: (Y/N) Y

CAS NO.	COMPOUND	CONCENTRATION UNITS: (ug/L or ug/Kg) µG/KG	Q
12674-11-2	Aroclor-1016	150	
11104-28-2	Aroclor-1221	41	U
11141-16-5	Aroclor-1232	41	U
53469-21-9	Aroclor-1242	41	U
12672-29-6	Aroclor-1248	41	U
11097-69-1	Aroclor-1254	41	U
11096-82-5	Aroclor-1260	180	

U.S. EPA - CLP

1

INORGANIC ANALYSIS DATA SHEET

EPA SAMPLE NO.

690-SS-7(0"-2")-0

Lab Name: Mitkem Laboratories Contract: 208492

Lab Code: MITKEM Case No.: SAS No.: SDG No.: SH2626

Matrix (soil/water): SOIL Lab Sample ID: H2626-01

Level (low/med): MED Date Received: 12/23/2009

% Solids: 87.0

Concentration Units (ug/L or mg/kg dry weight): MG/KG

CAS No.	Analyte	Concentration	C	Q	M
7429-90-5	Aluminum	4720		E	P
7440-36-0	Antimony	0.12	U	N	P
7440-38-2	Arsenic	3.4			P
7440-39-3	Barium	44.3		E	P
7440-41-7	Beryllium	0.22	B	E J	P
7440-43-9	Cadmium	0.0088	U		P
7440-70-2	Calcium	64100			P
7440-47-3	Chromium	6.9		E	P
7440-48-4	Cobalt	2.8		E	P
7440-50-8	Copper	11.9			P
7439-89-6	Iron	9970			P
7439-92-1	Lead	14.3		E	P
7439-95-4	Magnesium	31400		*E	P
7439-96-5	Manganese	303		*E	P
7439-97-6	Mercury	0.034	B		CV
7440-02-0	Nickel	6.5	J	E	P
7440-09-7	Potassium	573			P
7782-49-2	Selenium	0.53	U		P
7440-22-4	Silver	0.056	U		P
7440-23-5	Sodium	154			P
7440-28-0	Thallium	1.3			P
7440-62-2	Vanadium	11.9		E	P
7440-66-6	Zinc	37.0		E	P

Comments:

U.S. EPA - CLP

1

INORGANIC ANALYSIS DATA SHEET

EPA SAMPLE NO.

690-SS-7(2"-2')-0

Lab Name: Mitkem Laboratories Contract: 208492

Lab Code: MITKEM Case No.: SAS No.: SDG No.: SH2626

Matrix (soil/water): SOIL Lab Sample ID: H2626-02

Level (low/med): MED Date Received: 12/23/2009

% Solids: 80.0

Concentration Units (ug/L or mg/kg dry weight): MG/KG

CAS No.	Analyte	Concentration	C	Q	M
7429-90-5	Aluminum	7270		E	P
7440-36-0	Antimony	0.16	U	N	P
7440-38-2	Arsenic	3.1			P
7440-39-3	Barium	62.2		E	P
7440-41-7	Beryllium	0.25	B	EJ	P
7440-43-9	Cadmium	0.012	U		P
7440-70-2	Calcium	21300			P
7440-47-3	Chromium	8.4		E	P
7440-48-4	Cobalt	4.2		E	P
7440-50-8	Copper	10.5			P
7439-89-6	Iron	15300			P
7439-92-1	Lead	12.5		E	P
7439-95-4	Magnesium	7870		*E	P
7439-96-5	Manganese	619		*E	P
7439-97-6	Mercury	0.063			CV
7440-02-0	Nickel	8.7		EJ	P
7440-09-7	Potassium	588			P
7782-49-2	Selenium	0.70	U		P
7440-22-4	Silver	0.070	U		P
7440-23-5	Sodium	222			P
7440-28-0	Thallium	1.4			P
7440-62-2	Vanadium	15.5		E	P
7440-66-6	Zinc	37.3		E	P

Comments:

U.S. EPA - CLP

1

EPA SAMPLE NO.

INORGANIC ANALYSIS DATA SHEET

690-FB-0

Lab Name: Mitkem Laboratories Contract: 208492

Lab Code: MITKEM Case No.: SAS No.: SDG No.: SH2626

Matrix (soil/water): WATER Lab Sample ID: H2626-04

Level (low/med): MED Date Received: 12/23/2009

% Solids: 0.0

Concentration Units (ug/L or mg/kg dry weight): UG/L

CAS No.	Analyte	Concentration	C	Q	M
7429-90-5	Aluminum	94.3	B		P
7440-36-0	Antimony	4.2	U		P
7440-38-2	Arsenic	3.1	U		P
7440-39-3	Barium	38.3	B		P
7440-41-7	Beryllium	0.037	U		P
7440-43-9	Cadmium	0.50	U		P
7440-70-2	Calcium	36000			P
7440-47-3	Chromium	1.1	B		P
7440-48-4	Cobalt	0.67	U		P
7440-50-8	Copper	4.7	U		P
7439-89-6	Iron	108	B		P
7439-92-1	Lead	2.1	U		P
7439-95-4	Magnesium	10300			P
7439-96-5	Manganese	3.8	B		P
7439-97-6	Mercury	0.056	U		CV
7440-02-0	Nickel	4.2	B		P
7440-09-7	Potassium	1930			P
7782-49-2	Selenium	10.0	U		P
7440-22-4	Silver	2.4	U		P
7440-23-5	Sodium	17300			P
7440-28-0	Thallium	5.7	U		P
7440-62-2	Vanadium	0.92	B		P
7440-66-6	Zinc	17.8	B		P

Comments:

U.S. EPA - CLP

1

INORGANIC ANALYSIS DATA SHEET

EPA SAMPLE NO.: 690-SS-7(0"-2")-D

Lab Name: Mitkem Laboratories Contract: 208492

Lab Code: MITKEM Case No.: SAS No.: SDG No.: SH2626

Matrix (soil/water): SOIL Lab Sample ID: H2626-05

Level (low/med): MED Date Received: 12/23/2009

% Solids: 86.0

Concentration Units (ug/L or mg/kg dry weight): MG/KG

CAS No.	Analyte	Concentration	C	Q	M
7429-90-5	Aluminum	4390		E J	P
7440-36-0	Antimony	0.14	U	N	P
7440-38-2	Arsenic	2.7			P
7440-39-3	Barium	40.3		E	P
7440-41-7	Beryllium	0.18	B	E J	P
7440-43-9	Cadmium	0.0099	U		P
7440-70-2	Calcium	50000			P
7440-47-3	Chromium	6.5		E	P
7440-48-4	Cobalt	2.7		E	P
7440-50-8	Copper	13.4			P
7439-89-6	Iron	8710			P
7439-92-1	Lead	14.3		E	P
7439-95-4	Magnesium	18100		*E	P
7439-96-5	Manganese	262		*E	P
7439-97-6	Mercury	0.051			CV
7440-02-0	Nickel	6.8		E	P
7440-09-7	Potassium	692			P
7782-49-2	Selenium	0.59	U		P
7440-22-4	Silver	0.087	U		P
7440-23-5	Sodium	130			P
7440-28-0	Thallium	1.1			P
7440-62-2	Vanadium	11.4		E J	P
7440-66-6	Zinc	38.9		E	P

Comments:

1J - FORM I VOA-TIC

VOLATILE ORGANICS ANALYSIS DATA SHEET

TENTATIVELY IDENTIFIED COMPOUNDS

EPA SAMPLE NO.

690-SS-7(0"-2")-0

Lab Name: MITKEM LABORATORIES Contract:

Lab Code: MITKEM Case No.: H2626 Mod. Ref No.: SDG No.: SH2626

Matrix: (SOIL/SED/WATER) SOIL Lab Sample ID: H2626-01B

Sample wt/vol: 4.90 (g/mL) G Lab File ID: V6H1343.D

Level: (TRACE or LOW/MED) LOW Date Received: 12/23/2009

% Moisture: not dec. 13 Date Analyzed: 12/23/2009

GC Column: DB-624 ID: 0.25 (mm) Dilution Factor: 1.0

Soil Extract Volume: (uL) Soil Aliquot Volume: (uL)

CONCENTRATION UNITS: (ug/L or ug/Kg) µG/KG Purge Volume: 10.0 (mL)

CAS NUMBER	COMPOUND NAME	RT	EST. CONC.	Q
E96679€[1]	Total Alkanes	N/A		

[1]EPA-designated Registry Number.

SW846

0042A

1J - FORM I VOA-TIC

VOLATILE ORGANICS ANALYSIS DATA SHEET

TENTATIVELY IDENTIFIED COMPOUNDS

EPA SAMPLE NO.

690-SS-7(2"-2')-0

Lab Name: MITKEM LABORATORIES Contract:

Lab Code: MITKEM Case No.: H2626 Mod. Ref No.: SDG No.: SH2626

Matrix: (SOIL/SED/WATER) SOIL Lab Sample ID: H2626-02B

Sample wt/vol: 5.20 (g/mL) G Lab File ID: V6H1363.D

Level: (TRACE or LOW/MED) LOW Date Received: 12/23/2009

% Moisture: not dec. 20 Date Analyzed: 12/24/2009

GC Column: DB-624 ID: 0.25 (mm) Dilution Factor: 1.0

Soil Extract Volume: (uL) Soil Aliquot Volume: (uL)

CONCENTRATION UNITS: (ug/L or ug/Kg) µG/KG Purge Volume: 10.0 (mL)

CAS NUMBER	COMPOUND NAME	RT	EST. CONC.	Q
E96679[1]	Total Alkanes	N/A		

[1]EPA-designated Registry Number.

SW846

0047A

1J - FORM I VOA-TIC

VOLATILE ORGANICS ANALYSIS DATA SHEET

TENTATIVELY IDENTIFIED COMPOUNDS

EPA SAMPLE NO.

690-FB-0

Lab Name: MITKEM LABORATORIES Contract:

Lab Code: MITKEM Case No.: H2626 Mod. Ref No.: SDG No.: SH2626

Matrix: (SOIL/SED/WATER) WATER Lab Sample ID: H2626-04A

Sample wt/vol: 5.00 (g/mL) ML Lab File ID: V1L0040.D

Level: (TRACE or LOW/MED) LOW Date Received: 12/23/2009

% Moisture: not dec. Date Analyzed: 12/31/2009

GC Column: DB-624 ID: 0.25 (mm) Dilution Factor: 1.0

Soil Extract Volume: (uL) Soil Aliquot Volume: (uL)

CONCENTRATION UNITS: (ug/L or ug/Kg) µG/L Purge Volume: 5.0 (mL)

CAS NUMBER	COMPOUND NAME	RT	EST. CONC.	Q
E96679€[1]	Total Alkanes	N/A		

[1]EPA-designated Registry Number.

1J - FORM I VOA-TIC

VOLATILE ORGANICS ANALYSIS DATA SHEET

TENTATIVELY IDENTIFIED COMPOUNDS

EPA SAMPLE NO.

690-SS-7(0"-2")-D

Lab Name: MITKEM LABORATORIES Contract:

Lab Code: MITKEM Case No.: H2626 Mod. Ref No.: SDG No.: SH2626

Matrix: (SOIL/SED/WATER) SOIL Lab Sample ID: H2626-05B

Sample wt/vol: 4.80 (g/mL) G Lab File ID: V6H1348.D

Level: (TRACE or LOW/MED) LOW Date Received: 12/23/2009

% Moisture: not dec. 14 Date Analyzed: 12/23/2009

GC Column: DB-624 ID: 0.25 (mm) Dilution Factor: 1.0

Soil Extract Volume: (uL) Soil Aliquot Volume: (uL)

CONCENTRATION UNITS: (ug/L or ug/Kg) µG/KG Purge Volume: 10.0 (mL)

CAS NUMBER	COMPOUND NAME	RT	EST. CONC.	Q
E966796[1]	Total Alkanes	N/A		

[1]EPA-designated Registry Number.

1J - FORM I VOA-TIC

VOLATILE ORGANICS ANALYSIS DATA SHEET

TENTATIVELY IDENTIFIED COMPOUNDS

EPA SAMPLE NO.

MB-48342

Lab Name: MITKEM LABORATORIES Contract:

Lab Code: MITKEM Case No.: H2626 Mod. Ref No.: SDG No.: SH2626

Matrix: (SOIL/SED/WATER) WATER Lab Sample ID: MB-48342

Sample wt/vol: 5.00 (g/mL) ML Lab File ID: V1L0036.D

Level: (TRACE or LOW/MED) LOW Date Received:

% Moisture: not dec. Date Analyzed: 12/31/2009

GC Column: DB-624 ID: 0.25 (mm) Dilution Factor: 1.0

Soil Extract Volume: (uL) Soil Aliquot Volume: (uL)

CONCENTRATION UNITS: (ug/L or ug/Kg) µG/L Purge Volume: 5.0 (mL)

CAS NUMBER	COMPOUND NAME	RT	EST. CONC.	Q
E96679€ [1]	Total Alkanes	N/A		

[1] EPA-designated Registry Number.

1J - FORM I VOA-TIC

VOLATILE ORGANICS ANALYSIS DATA SHEET

TENTATIVELY IDENTIFIED COMPOUNDS

EPA SAMPLE NO.

MB-48205

Lab Name: MITKEM LABORATORIES Contract:

Lab Code: MITKEM Case No.: H2626 Mod. Ref No.: SDG No.: SH2626

Matrix: (SOIL/SED/WATER) SOIL Lab Sample ID: MB-48205

Sample wt/vol: 5.00 (g/mL) G Lab File ID: V6H1337A.D

Level: (TRACE or LOW/MED) LOW Date Received:

% Moisture: not dec. Date Analyzed: 12/23/2009

GC Column: DB-624 ID: 0.25 (mm) Dilution Factor: 1.0

Soil Extract Volume: (uL) Soil Aliquot Volume: (uL)

CONCENTRATION UNITS: (ug/L or ug/Kg) µG/KG Purge Volume: 10.0 (mL)

CAS NUMBER	COMPOUND NAME	RT	EST. CONC.	Q
E96679[1]	Total Alkanes	N/A		

[1]EPA-designated Registry Number.

0156A

1J - FORM I VOA-TIC

VOLATILE ORGANICS ANALYSIS DATA SHEET

TENTATIVELY IDENTIFIED COMPOUNDS

EPA SAMPLE NO.

MB-48242

Lab Name: MITKEM LABORATORIES Contract:

Lab Code: MITKEM Case No.: H2626 Mod. Ref No.: SDG No.: SH2626

Matrix: (SOIL/SED/WATER) SOIL Lab Sample ID: MB-48242

Sample wt/vol: 5.00 (g/mL) G Lab File ID: V6H1358.D

Level: (TRACE or LOW/MED) LOW Date Received:

% Moisture: not dec. Date Analyzed: 12/24/2009

GC Column: DB-624 ID: 0.25 (mm) Dilution Factor: 1.0

Soil Extract Volume: (uL) Soil Aliquot Volume: (uL)

CONCENTRATION UNITS: (ug/L or ug/Kg) µG/KG Purge Volume: 10.0 (mL)

CAS NUMBER	COMPOUND NAME	RT	EST. CONC.	Q
E96679€ [1]	Total Alkanes	N/A		

[1] EPA-designated Registry Number.

0162A

1K - FORM I SV-TIC

SEMIVOLATILE ORGANICS ANALYSIS DATA SHEET

TENTATIVELY IDENTIFIED COMPOUNDS

EPA SAMPLE NO.

690-SS-7(0"-2")-0

Lab Name: MITKEM LABORATORIES Contract:

Lab Code: MITKEM Case No.: H2626 Mod. Ref No.: SDG No.: SH2626

Matrix: (SOIL/SED/WATER) SOIL Lab Sample ID: H2626-01A

Sample wt/vol: 30.1 (g/mL) G Lab File ID: S1G1422.D

Level: (TRACE or LOW/MED) LOW Extraction: (Type) SONC

% Moisture: 13 Decanted: (Y/N) N Date Received: 12/23/2009

Concentrated Extract Volume: 1000 (uL) Date Extracted: 12/28/2009

Injection Volume: 1.0 (uL) GPC Factor: 1.00 Date Analyzed: 12/31/2009

GPC Cleanup: (Y/N) N pH: Dilution Factor: 1.0

CONCENTRATION UNITS: (ug/L or ug/Kg) µG/KG

	CAS NUMBER	COMPOUND NAME	RT	EST. CONC.	Q
01		Unknown-01	4.959	660	J
02		Unknown-02	5.412	270	J
03		Unknown-03	5.477	1400	J
04		Unknown-04	6.234	1300	J
05	112-84-5	13-Docosenamide, (Z)-	16.011	220	NJ
06		Unknown-05	17.901	380	J
	E96679[2]	Total Alkanes	N/A		

[2] EPA-designated Registry Number.

1K - FORM I SV-TIC

SEMIVOLATILE ORGANICS ANALYSIS DATA SHEET

TENTATIVELY IDENTIFIED COMPOUNDS

EPA SAMPLE NO.

690-SS-7(0"-2")-0RE

Lab Name: MITKEM LABORATORIES Contract:

Lab Code: MITKEM Case No.: H2626 Mod. Ref No.: SDG No.: SH2626

Matrix: (SOIL/SED/WATER) SOIL Lab Sample ID: H2626-01ARA

Sample wt/vol: 30.1 (g/mL) G Lab File ID: S1G1447.D

Level: (TRACE or LOW/MED) LOW Extraction: (Type) SONC

% Moisture: 13 Decanted: (Y/N) N Date Received: 12/23/2009

Concentrated Extract Volume: 1000 (uL) Date Extracted: 12/28/2009

Injection Volume: 1.0 (uL) GPC Factor: 1.00 Date Analyzed: 01/04/2010

GPC Cleanup: (Y/N) N pH: Dilution Factor: 1.0

CONCENTRATION UNITS: (ug/L or ug/Kg) µG/KG

	CAS NUMBER	COMPOUND NAME	RT	EST. CONC.	Q
01		Unknown-01	4.891	630	J
02		Unknown-02	5.410	1400	J
03		Unknown-03	6.166	1900	J
	E96679E [2]	Total Alkanes	N/A		

[2] EPA-designated Registry Number.

1K - FORM I SV-TIC

SEMIVOLATILE ORGANICS ANALYSIS DATA SHEET

TENTATIVELY IDENTIFIED COMPOUNDS

EPA SAMPLE NO.

690-SS-7(2"-2')-0

Lab Name: MITKEM LABORATORIES Contract:

Lab Code: MITKEM Case No.: H2626 Mod. Ref No.: SDG No.: SH2626

Matrix: (SOIL/SED/WATER) SOIL Lab Sample ID: H2626-02A

Sample wt/vol: 30.1 (g/mL) G Lab File ID: S1G1418.D

Level: (TRACE or LOW/MED) LOW Extraction: (Type) SONC

% Moisture: 20 Decanted: (Y/N) N Date Received: 12/23/2009

Concentrated Extract Volume: 1000 (uL) Date Extracted: 12/28/2009

Injection Volume: 1.0 (uL) GPC Factor: 1.00 Date Analyzed: 12/30/2009

GPC Cleanup: (Y/N) N pH: Dilution Factor: 1.0

CONCENTRATION UNITS: (ug/L or ug/Kg) µG/KG

	CAS NUMBER	COMPOUND NAME	RT	EST. CONC.	Q
01		Unknown-01	4.957	530	J
02		Unknown-02	5.476	1400	J
03		Unknown-03	6.221	1200	J
04		Unknown-04	15.652	200	J
05		Unknown-05	15.998	200	J
	E96679€ [2]	Total Alkanes	N/A		

[2] EPA-designated Registry Number.

0292A

1K - FORM I SV-TIC

SEMIVOLATILE ORGANICS ANALYSIS DATA SHEET

TENTATIVELY IDENTIFIED COMPOUNDS

EPA SAMPLE NO.

690-FB-0

Lab Name: MITKEM LABORATORIES Contract:

Lab Code: MITKEM Case No.: H2626 Mod. Ref No.: SDG No.: SH2626

Matrix: (SOIL/SED/WATER) WATER Lab Sample ID: H2626-04C

Sample wt/vol: 1000 (g/mL) ML Lab File ID: S1G1377.D

Level: (TRACE or LOW/MED) LOW Extraction: (Type) SEPF

% Moisture: Decanted: (Y/N) Date Received: 12/23/2009

Concentrated Extract Volume: 1000 (uL) Date Extracted: 12/24/2009

Injection Volume: 1.0 (uL) GPC Factor: 1.00 Date Analyzed: 12/29/2009

GPC Cleanup: (Y/N) N pH: Dilution Factor: 1.0

CONCENTRATION UNITS: (ug/L or ug/Kg) µG/L

CAS NUMBER	COMPOUND NAME	RT	EST. CONC.	Q
E966796[2]	Total Alkanes	N/A		

[2]EPA-designated Registry Number.

SW846

0304A

1K - FORM I SV-TIC

SEMIVOLATILE ORGANICS ANALYSIS DATA SHEET

TENTATIVELY IDENTIFIED COMPOUNDS

EPA SAMPLE NO.

690-SS-7(0"-2")-D

Lab Name: MITKEM LABORATORIES Contract:

Lab Code: MITKEM Case No.: H2626 Mod. Ref No.: SDG No.: SH2626

Matrix: (SOIL/SED/WATER) SOIL Lab Sample ID: H2626-05C

Sample wt/vol: 30.2 (g/mL) G Lab File ID: S1G1446.D

Level: (TRACE or LOW/MED) LOW Extraction: (Type) SONC

% Moisture: 14 Decanted: (Y/N) N Date Received: 12/23/2009

Concentrated Extract Volume: 1000 (uL) Date Extracted: 12/28/2009

Injection Volume: 1.0 (uL) GPC Factor: 1.00 Date Analyzed: 01/04/2010

GPC Cleanup: (Y/N) N pH: Dilution Factor: 1.0

CONCENTRATION UNITS: (ug/L or ug/Kg) µG/KG

	CAS NUMBER	COMPOUND NAME	RT	EST. CONC.	Q
01		Unknown-01	4.892	1100	J
02		Unknown-02	5.411	1600	J
03		Unknown-03	5.994	250	J
04		Unknown-04	6.167	1600	J
05	192-97-2	Benzo[e]pyrene	16.711	310	NJ
	E96679[2]	Total Alkanes	N/A		

[2]EPA-designated Registry Number.

1K - FORM I SV-TIC

SEMIVOLATILE ORGANICS ANALYSIS DATA SHEET

TENTATIVELY IDENTIFIED COMPOUNDS

EPA SAMPLE NO.

MB-48256

Lab Name: MITKEM LABORATORIES Contract:

Lab Code: MITKEM Case No.: H2626 Mod. Ref No.: SDG No.: SH2626

Matrix: (SOIL/SED/WATER) SOIL Lab Sample ID: MB-48256

Sample wt/vol: 30.0 (g/mL) G Lab File ID: S1G1357.D

Level: (TRACE or LOW/MED) LOW Extraction: (Type) SONC

% Moisture: Decanted: (Y/N) Date Received:

Concentrated Extract Volume: 1000 (uL) Date Extracted: 12/28/2009

Injection Volume: 1.0 (uL) GPC Factor: 1.00 Date Analyzed: 12/28/2009

GPC Cleanup: (Y/N) N pH: Dilution Factor: 1.0

CONCENTRATION UNITS: (ug/L or ug/Kg) µG/KG

CAS NUMBER	COMPOUND NAME	RT	EST. CONC.	Q
E966796[2]	Total Alkanes	N/A		

[2]EPA-designated Registry Number.

0425A

1K - FORM I SV-TIC

SEMIVOLATILE ORGANICS ANALYSIS DATA SHEET

TENTATIVELY IDENTIFIED COMPOUNDS

EPA SAMPLE NO.

MB-48222

Lab Name: MITKEM LABORATORIES Contract:

Lab Code: MITKEM Case No.: H2626 Mod. Ref No.: SDG No.: SH2626

Matrix: (SOIL/SED/WATER) WATER Lab Sample ID: MB-48222

Sample wt/vol: 1000 (g/mL) ML Lab File ID: S1G1372.D

Level: (TRACE or LOW/MED) LOW Extraction: (Type) SEPF

% Moisture: Decanted: (Y/N) Date Received:

Concentrated Extract Volume: 1000 (uL) Date Extracted: 12/24/2009

Injection Volume: 1.0 (uL) GPC Factor: 1.00 Date Analyzed: 12/29/2009

GPC Cleanup: (Y/N) N pH: Dilution Factor: 1.0

CONCENTRATION UNITS: (ug/L or ug/Kg) µG/L

CAS NUMBER	COMPOUND NAME	RT	EST. CONC.	Q
E966796[2]	Total Alkanes	N/A		

[2] EPA-designated Registry Number.

0430A

Mitkem Laboratories

PREP BATCH REPORT

Prep Start Date: **12/28/2009 9:02:46**
Prep End Date: **12/29/2009 3:22:46**
Prep Batch ID: **48256**

Prep Code: **BNA_S_PR**
Technician: **Antonio AP Cardoso**

Prep Type: **SONC**

Prep Factor Units: **mL / g**

Sample ID	Matrix	pH	SampAmt	Sol Added	Sol Recov	Fin Vol	factor	PrepStart	PrepEnd	T
MB-48256			30	0	0	1	0.033	12/28/2009	12/28/2009	☑
EXT HT 01/04/09										
LCS-48256			30	0	0	1	0.033	12/28/2009	12/28/2009	☑
H2626-01A	Soil		30.1	0	0	1	0.033	12/28/2009	12/29/2009	☑
H2626-02A	Soil		30.1	0	0	1	0.033	12/28/2009	12/29/2009	☑
H2626-02AMS	Soil		30	0	0	1	0.033	12/28/2009	12/29/2009	☑
H2626-02AMSD	Soil		30	0	0	1	0.033	12/28/2009	12/29/2009	☑
H2626-05C	Soil		30.2	0	0	1	0.033	12/28/2009	12/29/2009	☑
H2627-01A	Soil		30	0	0	1	0.033	12/28/2009	12/28/2009	☑
H2627-02A	Soil		30.5	0	0	1	0.033	12/28/2009	12/28/2009	☑
H2627-03A	Soil		30	0	0	1	0.033	12/28/2009	12/28/2009	☑
H2630-02A	Soil		30.5	0	0	1	0.033	12/28/2009	12/29/2009	☑
H2630-03A	Soil		30.3	0	0	1	0.033	12/28/2009	12/29/2009	☑
H2630-05A	Soil		30.4	0	0	1	0.033	12/28/2009	12/29/2009	☑
H2630-06B	Soil		30.2	0	0	1	0.033	12/28/2009	12/29/2009	☑
H2632-01A	Soil		30.1	0	0	1	0.033	12/28/2009	12/29/2009	☑
H2636-01A	Soil		30.1	0	0	1	0.033	12/28/2009	12/29/2009	☑
H2636-03A	Soil		30	0	0	1	0.033	12/28/2009	12/29/2009	☑
H2636-04A	Soil		30.1	0	0	1	0.033	12/28/2009	12/29/2009	☑
H2636-05A	Soil		30.1	0	0	1	0.033	12/28/2009	12/29/2009	☑
H2636-08A	Soil		30	0	0	1	0.033	12/28/2009	12/29/2009	☑

04674

VOC H_2O

&Analyte	MDL	PQL	ug/L
1,1,1,2-Tetrachloroethane	0.45	5	
1,1,1-Trichloroethane	0.41	5	
1,1,2,2-Tetrachloroethane	0.39	5	
1,1,2-Trichloroethane	0.51	5	
1,1-Dichloroethane	0.4	5	
1,1-Dichloroethene	0.57	5	
1,1-Dichloropropene	0.73	5	
1,2,3-Trichlorobenzene	0.5	5	
1,2,3-Trichloropropane	0.84	5	
1,2,4-Trichlorobenzene	0.49	5	
1,2,4-Trimethylbenzene	0.42	5	
1,2-Dibromo-3-chloropropane	0.72	5	
1,2-Dibromoethane	0.3	5	
1,2-Dichlorobenzene	0.39	5	
1,2-Dichloroethane	0.33	5	
1,2-Dichloropropane	0.72	5	
1,3,5-Trimethylbenzene	0.31	5	
1,3-Dichlorobenzene	0.36	5	
1,3-Dichloropropane	0.6	5	
1,4-Dichlorobenzene	0.37	5	
2,2-Dichloropropane	0.35	5	
2-Butanone	1.9	5	
2-Chlorotoluene	0.53	5	
2-Hexanone	1.7	5	
4-Chlorotoluene	0.71	5	
4-Isopropyltoluene	0.46	5	
4-Methyl-2-pentanone	2.9	5	
Acetone	4.6	5	
Benzene	0.39	5	
Bromobenzene	0.35	5	
Bromochloromethane	0.35	5	
Bromodichloromethane	0.43	5	

Bromoform	0.27	5
Bromomethane	0.77	5
Carbon disulfide	0.25	5
Carbon tetrachloride	0.37	5
Chlorobenzene	0.32	5
Chloroethane	0.75	5
Chloroform	0.4	5
Chloromethane	0.44	5
cis-1,2-Dichloroethene	0.59	5
cis-1,3-Dichloropropene	0.46	5
Dibromochloromethane	0.33	5
Dibromomethane	0.76	5
Dichlorodifluoromethane	0.77	5
Ethylbenzene	0.33	5
Hexachlorobutadiene	0.84	5
Iodomethane	0.46	5
Isopropylbenzene	0.27	5
m,p-Xylene	0.92	5
Methyl tert-butyl ether	0.43	5
Methylene chloride	0.44	5
n-Butylbenzene	0.49	5
n-Propylbenzene	0.27	5
Naphthalene	0.46	5
o-Xylene	0.45	5
sec-Butylbenzene	0.33	5
Styrene	0.48	5
tert-Butylbenzene	0.46	5
Tetrachloroethene	0.46	5
Toluene	0.71	5
trans-1,2-Dichloroethene	0.44	5
trans-1,3-Dichloropropene	0.66	5
Trichloroethene	0.76	5
Trichlorofluoromethane	0.84	5

Vinyl acetate	0.46	5
Vinyl chloride	0.44	5
Xylene (Total)	0.45	5

VOC soil

&Analyte	MDL	PQL	ug/L
1,1,1,2-Tetrachloroethane	0.45	5	
1,1,1-Trichloroethane	0.41	5	
1,1,2,2-Tetrachloroethane	0.39	5	
1,1,2-Trichloroethane	0.51	5	
1,1-Dichloroethane	0.4	5	
1,1-Dichloroethene	0.57	5	
1,1-Dichloropropene	0.73	5	
1,2,3-Trichlorobenzene	0.5	5	
1,2,3-Trichloropropane	0.84	5	
1,2,4-Trichlorobenzene	0.49	5	
1,2,4-Trimethylbenzene	0.42	5	
1,2-Dibromo-3-chloropropane	0.72	5	
1,2-Dibromoethane	0.3	5	
1,2-Dichlorobenzene	0.39	5	
1,2-Dichloroethane	0.33	5	
1,2-Dichloropropane	0.72	5	
1,3,5-Trimethylbenzene	0.31	5	
1,3-Dichlorobenzene	0.36	5	
1,3-Dichloropropane	0.6	5	
1,4-Dichlorobenzene	0.37	5	
2,2-Dichloropropane	0.35	5	
2-Butanone	1.9	5	
2-Chlorotoluene	0.53	5	
2-Hexanone	1.7	5	
4-Chlorotoluene	0.71	5	
4-Isopropyltoluene	0.46	5	
4-Methyl-2-pentanone	2.9	5	
Acetone	4.6	5	
Benzene	0.39	5	
Bromobenzene	0.35	5	
Bromochloromethane	0.35	5	
Bromodichloromethane	0.43	5	

Bromoform	0.27	5
Bromomethane	0.77	5
Carbon disulfide	0.25	5
Carbon tetrachloride	0.37	5
Chlorobenzene	0.32	5
Chloroethane	0.75	5
Chloroform	0.4	5
Chloromethane	0.44	5
cis-1,2-Dichloroethene	0.59	5
cis-1,3-Dichloropropene	0.46	5
Dibromochloromethane	0.33	5
Dibromomethane	0.76	5
Dichlorodifluoromethane	0.77	5
Ethylbenzene	0.33	5
Hexachlorobutadiene	0.84	5
Iodomethane	0.46	5
Isopropylbenzene	0.27	5
m,p-Xylene	0.92	5
Methyl tert-butyl ether	0.43	5
Methylene chloride	0.44	5
n-Butylbenzene	0.49	5
n-Propylbenzene	0.27	5
Naphthalene	0.46	5
o-Xylene	0.45	5
sec-Butylbenzene	0.33	5
Styrene	0.48	5
tert-Butylbenzene	0.46	5
Tetrachloroethene	0.46	5
Toluene	0.71	5
trans-1,2-Dichloroethene	0.44	5
trans-1,3-Dichloropropene	0.66	5
Trichloroethene	0.76	5
Trichlorofluoromethane	0.84	5

Vinyl acetate	0.46	5
Vinyl chloride	0.44	5
Xylene (Total)	0.45	5

SVOC H_2O

&Analyte	MDL	PQL	ug/L
1,2,4-Trichlorobenzene	0.81	10	
1,2-Dichlorobenzene	0.66	10	
1,3-Dichlorobenzene	0.66	10	
1,4-Dichlorobenzene	0.63	10	
2,2´-oxybis(1-Chloropropane)	0.99	10	
2,4,5-Trichlorophenol	0.76	20	
2,4,6-Trichlorophenol	0.91	10	
2,4-Dichlorophenol	0.98	10	
2,4-Dimethylphenol	3	10	
2,4-Dinitrophenol	3.6	20	
2,4-Dinitrotoluene	1.1	10	
2,6-Dinitrotoluene	1	10	
2-Chloronaphthalene	0.89	10	
2-Chlorophenol	0.71	10	
2-Methylnaphthalene	0.83	10	
2-Methylphenol	1.2	10	
2-Nitroaniline	0.72	20	
2-Nitrophenol	1.1	10	
3,3´-Dichlorobenzidine	0.84	10	
3-Nitroaniline	0.93	20	
4,6-Dinitro-2-methylphenol	1.2	20	
4-Bromophenyl-phenylether	1.1	10	
4-Chloro-3-methylphenol	0.92	10	
4-Chloroaniline	0.57	10	
4-Chlorophenyl-phenylether	0.74	10	
4-Methylphenol	1.1	10	
4-Nitroaniline	1.1	20	
4-Nitrophenol	0.9	20	
Acenaphthene	0.83	10	
Acenaphthylene	0.7	10	
Anthracene	0.94	10	
Benzo(a)anthracene	0.93	10	

Benzo(a)pyrene	0.97	10
Benzo(b)fluoranthene	1.5	10
Benzo(g,h,i)perylene	0.85	10
Benzo(k)fluoranthene	1.1	10
Bis(2-chloroethoxy)methane	0.75	10
Bis(2-chloroethyl)ether	0.86	10
Bis(2-ethylhexyl)phthalate	2.5	10
Butylbenzylphthalate	1	10
Carbazole	1	10
Chrysene	1.1	10
Di-n-butylphthalate	0.92	10
Di-n-octylphthalate	1	10
Dibenzo(a,h)anthracene	1.1	10
Dibenzofuran	0.72	10
Diethylphthalate	1	10
Dimethylphthalate	0.78	10
Fluoranthene	1	10
Fluorene	0.84	10
Hexachlorobenzene	0.96	10
Hexachlorobutadiene	0.7	10
Hexachlorocyclopentadiene	0.85	10
Hexachloroethane	0.73	10
Indeno(1,2,3-cd)pyrene	1.1	10
Isophorone	0.74	10
N-Nitroso-di-n-propylamine	0.84	10
N-Nitrosodiphenylamine	0.85	10
Naphthalene	0.67	10
Nitrobenzene	0.9	10
Pentachlorophenol	0.72	20
Phenanthrene	1	10
Phenol	0.74	10
Pyrene	0.89	10

SVOC soil

&Analyte	MDL	PQL	ug/Kg
1,2,4-Trichlorobenzene	69	330	
1,2-Dichlorobenzene	69	330	
1,3-Dichlorobenzene	66	330	
1,4-Dichlorobenzene	68	330	
2,2´-oxybis(1-Chloropropane)	68	330	
2,4,5-Trichlorophenol	62	670	
2,4,6-Trichlorophenol	74	330	
2,4-Dichlorophenol	70	330	
2,4-Dimethylphenol	37	330	
2,4-Dinitrophenol	180	670	
2,4-Dinitrotoluene	90	330	
2,6-Dinitrotoluene	91	330	
2-Chloronaphthalene	74	330	
2-Chlorophenol	67	330	
2-Methylnaphthalene	65	330	
2-Methylphenol	59	330	
2-Nitroaniline	74	670	
2-Nitrophenol	82	330	
3,3´-Dichlorobenzidine	75	330	
3-Nitroaniline	77	670	
4,6-Dinitro-2-methylphenol	62	670	
4-Bromophenyl-phenylether	88	330	
4-Chloro-3-methylphenol	78	330	
4-Chloroaniline	39	330	
4-Chlorophenyl-phenylether	75	330	
4-Methylphenol	72	330	
4-Nitroaniline	79	670	
4-Nitrophenol	340	670	
Acenaphthene	75	330	
Acenaphthylene	76	330	
Anthracene	86	330	
Benzo(a)anthracene	87	330	

Benzo(a)pyrene	85	330
Benzo(b)fluoranthene	87	330
Benzo(g,h,i)perylene	79	330
Benzo(k)fluoranthene	95	330
Bis(2-chloroethoxy)methane	69	330
Bis(2-chloroethyl)ether	70	330
Bis(2-ethylhexyl)phthalate	100	330
Butylbenzylphthalate	91	330
Carbazole	94	330
Chrysene	88	330
Di-n-butylphthalate	99	330
Di-n-octylphthalate	99	330
Dibenzo(a,h)anthracene	86	330
Dibenzofuran	75	330
Diethylphthalate	82	330
Dimethylphthalate	81	330
Fluoranthene	85	330
Fluorene	80	330
Hexachlorobenzene	86	330
Hexachlorobutadiene	64	330
Hexachlorocyclopentadiene	60	330
Hexachloroethane	66	330
Indeno(1,2,3-cd)pyrene	87	330
Isophorone	67	330
N-Nitroso-di-n-propylamine	60	330
N-Nitrosodiphenylamine	86	330
Naphthalene	68	330
Nitrobenzene	60	330
Pentachlorophenol	18	670
Phenanthrene	90	330
Phenol	60	330
Pyrene	88	330

PCB H_2O

&Analyte	MDL	PQL
Aroclor-1016	0.13	1
Aroclor-1221	0.2	1
Aroclor-1232	0.075	1
Aroclor-1242	0.079	1
Aroclor-1248	0.13	1
Aroclor-1254	0.17	1
Aroclor-1260	0.15	1

PCB soil

&Analyte	MDL	PQL
Aroclor-1016	3.7	33
Aroclor-1221	2.7	33
Aroclor-1232	1.6	33
Aroclor-1242	2.6	33
Aroclor-1248	1.3	33
Aroclor-1254	2.6	33
Aroclor-1260	3.5	33

Method 8081 Aqueous

AT	&Analyte	MDL	PQL	ug/L
A	4,4´-DDD	0.0091	0.1	
A	4,4´-DDE	0.0086	0.1	
A	4,4´-DDT	0.0093	0.1	
A	Aldrin	0.0059	0.05	
A	alpha-BHC	0.0038	0.05	
A	alpha-Chlordane	0.005	0.05	
A	beta-BHC	0.0047	0.05	
A	delta-BHC	0.0035	0.05	
A	Dieldrin	0.009	0.1	
A	Endosulfan I	0.0013	0.05	
A	Endosulfan II	0.0031	0.1	
A	Endosulfan sulfate	0.0088	0.1	
A	Endrin	0.0087	0.1	
A	Endrin aldehyde	0.01	0.1	
A	Endrin ketone	0.0079	0.1	
A	gamma-BHC (Lindane)	0.0041	0.05	
A	gamma-Chlordane	0.0043	0.05	
A	Heptachlor	0.0039	0.05	
A	Heptachlor epoxide	0.0043	0.05	
A	Methoxychlor	0.078	0.5	
A	Toxaphene	0.14	5	
S	Decachlorobiphenyl	0	0.1	
S	Tetrachloro-m-xylene	0	0.05	
X	2,4,5-Trichlorophenol	0.0005	0.05	
X	2,4´-DDD	0.1	0.1	
X	2,4´-DDE	0.1	0.1	
X	2,4´-DDT	0.1	0.1	
X	Alachlor	0.005	0.5	
X	Chlordane (technical)	0.13	1	
X	cis-Nonachlor	0.005	0.05	
X	Hexachlorobenzene	0.005	0.05	
X	Mirex	0.01	0.05	
X	Oxychlordane	0.005	0.05	
X	trans-Nonachlor	0.005	0.05	
X	Trifluralin	0.01	0.1	

AT = Analyte Type

A = routine method analyte

S = surrogate

I = internal standard

M = multi-peak analyte

X = non-routine method analyte; can be included upon request

Method 8081 Soil

AT	&Analyte	MDL	PQL	ug/Kg
A	4,4´-DDD	0.28	3.3	
A	4,4´-DDE	0.24	3.3	
A	4,4´-DDT	0.25	3.3	
A	Aldrin	0.15	1.7	
A	alpha-BHC	0.11	1.7	
A	alpha-Chlordane	0.12	1.7	
A	beta-BHC	0.13	1.7	
A	delta-BHC	0.085	1.7	
A	Dieldrin	0.24	3.3	
A	Endosulfan I	0.035	1.7	
A	Endosulfan II	0.089	3.3	
A	Endosulfan sulfate	0.23	3.3	
A	Endrin	0.25	3.3	
A	Endrin aldehyde	0.27	3.3	
A	Endrin ketone	0.23	3.3	
A	gamma-BHC (Lindane)	0.11	1.7	
A	gamma-Chlordane	0.12	1.7	
A	Heptachlor	0.11	1.7	
A	Heptachlor epoxide	0.11	1.7	
A	Methoxychlor	2.2	17	
A	Toxaphene	5.5	170	
S	Decachlorobiphenyl	0	3.3	
S	Tetrachloro-m-xylene	0	1.7	
X	2,4,5-Trichlorophenol	3.3	33	
X	2,4´-DDD	3.3	3.3	
X	2,4´-DDE	3.3	3.3	
X	2,4´-DDT	3.3	3.3	
X	Alachlor	0.17	17	
X	Chlordane (technical)	3.3	33	
X	cis-Nonachlor	0.17	1.7	
X	Hexachlorobenzene	0.17	1.7	
X	Mirex	0.17	1.7	
X	Oxychlordane	0.17	1.7	
X	trans-Nonachlor	0.17	1.7	
X	Trifluralin	0.17	1.7	

AT = Analyte Type

A = routine method analyte

S = surrogate

I = internal standard

M = multi-peak analyte

X = non-routine method analyte; can be included upon request

Data Usability Summary Report

Vali-Data of WNY, LLC
1514 Davis Rd.
West Falls, NY 14170

690 St. Paul St.
Mitkem Laboratories #H2643
March 21, 2010
Sampling date: 12/28/09

Prepared by

Jodi Zimmerman, B.S.
Vali-Data of WNY, LLC
1514 Davis Rd.
West Falls, NY 14170

DELIVERABLES

This Data Usability Summary Report (DUSR) was prepared by evaluating the analytical data package for LaBella Associates, P.C., project located at 690 St. Paul St., Work order 208492, Mitkem Laboratories SDG ID#H2643, submitted to Vali-Data of WNY, LLC on January 22, 2010. The laboratory performed the analyses using USEPA methods, 8260 (Volatile Organics), 8270 (Semi-Volatile Organics), 8082 (PCBs), 8081 (Pesticides), 6010 (Inorganics) and 7470 and 7471 (Mercury).

VOLATILE ORGANIC COMPOUNDS

The following items/criteria were reviewed for this analytical suite:

- Data Completeness
- Narrative and Data Reporting Forms
- Chain of Custody and Traffic Reports
- Holding Times
- Internal Standard (IS) Area Performance
- Surrogate Spike Recoveries
- Method Blank
- Laboratory Control Samples
- MS/MSD
- Compound Quantitation
- Initial Calibration
- Continuing Calibration
- GC/MS Performance Check

The items listed above were technically in compliance with the method and SOP criteria with the exceptions discussed in the text below. The data have been reviewed according to the procedures outlined above and qualified accordingly.

OVERALL EVALUATION OF DATA AND POTENTIAL USABILITY ISSUES

The data are acceptable for use but are qualified below in Method Blank, Compound Quantitation and Continuing Calibration.

DATA COMPLETENESS

All criteria were met.

NARRATIVE AND DATA REPORTING FORMS

All criteria were met except the MDL and Form 1's containing TIC's were not included in the original package. Those pages are attached.

CHAIN OF CUSTODY AND TRAFFIC REPORTS

All criteria were met.

HOLDING TIMES

All holding times for the samples were met.

INTERNAL STANDARD (IS)
The IS did meet criteria.

SURROGATE SPIKE RECOVERIES
All criteria were met except the %Rec of Bromofluorobenzene was outside QC limits, high, in sample 690-TP-F-0. All associated detected target analytes would be considered biased high.

METHOD BLANK
All the criteria were met except Acetone was detected above the MDL, below the reporting limit in MB-48328 and is qualified as estimated in the blank and associated samples. Naphthalene was detected in MB-48492 and is qualified as estimated in the blank and associated samples.

FIELD DUPLICATE SAMPLE PRECISION
All criteria were met except Methylene chloride was detected in 690-SS-5(0-2")-O above the MDL, but below the reporting limit. Methylene chloride was not detected in the duplicate, 690-SS-5(0-2")-D. This could be due to the heterogeneous nature of the soil sample.

LABORATORY CONTROL SAMPLES
All criteria were met except the %Rec of Acetone was outside QC limits, high in LCS-48291.

MS/MSD
All criteria were met except the %Rec of Vinyl Acetate and tert-Butylbenzene were outside QC limits, low, in 690-SS-9(0-2")-OMS. The %Rec of Tetrachloroethylether was outside QC limits, high, in 690-SS-9(0-2")-OMS. The %Rec for these target anaylytes were within QC limits for 690-SS-9(0-2")-OMSD. The %RPD of Vinyl Acetate and tert-Butylbenzene were outside QC limits for 690-SS-9(0-2")-OMS/SD.

COMPOUND QUANTITATION
All criteria were met except Acetone and 2-Butanone were detected in sample 690-FB1-0 above the MDL, below the reporting limit and should be qualified as estimated.

INITIAL CALIBRATION
All criteria were met.

CONTINUING CALIBRATION
All criteria were met except the %D of Acetone was outside ASP QC outer limits in continuing calibration VSTD0506R. Acetone should be qualified as estimated or undetected estimated in all associated blanks, samples and spikes.

GC/MS PERFORMANCE CHECK
All criteria were met.

SEMIVOLATILE ORGANIC COMPOUNDS

The following items/criteria were reviewed for this analytical suite:

- Data Completeness

- Narrative and Data Reporting Forms
- Chain of Custody and Traffic Reports
- Holding Times
- Internal Standard (IS) Area Performance
- Surrogate Spike Recoveries
- Method Blank
- Laboratory Control Samples
- MS/MSD
- Compound Quantitation
- Initial Calibration
- Continuing Calibration
- GC/MS Performance Check

The items listed above were technically in compliance with the method and SOP criteria with the exceptions discussed in the text below. The data have been reviewed according to the procedures outlined above and qualified accordingly.

OVERALL EVALUATION OF DATA AND POTENTIAL USABILITY ISSUES
The data are acceptable for use but are qualified below in Laboratory Control Samples, MS/MSD and Continuing Calibration.

DATA COMPLETENESS
All criteria were met.

NARRATIVE AND DATA REPORTING FORMS
All criteria were met except the MDL and Form 1's containing TIC's were not included in the original package. Those pages are attached.

CHAIN OF CUSTODY AND TRAFFIC REPORTS
All criteria were met.

HOLDING TIMES
All holding times were met.

INTERNAL STANDARD (IS)
All criteria were met.

SURROGATE SPIKE RECOVERIES
All criteria were met.

METHOD BLANK
All the criteria were met.

FIELD DUPLICATE SAMPLE PRECISION
All criteria were met except Butylbenzylphthalate and Dibenzo(a,h)anthracene were detected in sample 690-SS-3(2"-2')-O but not in 690-SS-3(2"-2')-D. Fluorene was detected in 690-SS-5(0-2")-O but not in 690-SS-5(0-2")-D. This could be due to the heterogeneous nature of the soil samples.

LABORATORY CONTROL SAMPLES
All criteria were met except the %Rec of Hexachlorocyclopentadiene was outside QC limits; low, in LCS - 48295 and LCSD-48295. Hexachlorocyclopentadiene was not detected in the associated samples, so it should be qualified as undetected estimated.
The %Rec of 2,4-Dimethylphenol was outside QC limits; low in LCSD-48295 but within limits in LCS-48295. The %RPD for 2,4-Dimethylphenol was outside QC limits.
The %Rec of Bis(2-chloroethyl)ether, Naphthalene, Acenaphthylene, Anthracene and Di-n-Butylphthalate were outside QC limits, high, in LCS-48319. They would be considered biased high.
The %Rec of Di-n-Butylphthalate was outside QC limits, high, in LCS-48320. It would be considered biased high.

MS/MSD
All criteria were met except the %Rec of 2,4-Dinitrophenol, Hexachlorocyclopentadiene and 4,6-Dinitro-2-methylphenol were outside QC limits, low in 690-SS-8(0-2")-OMS/SD and should be qualified as estimated in sample 690-SS-8(0-2")-O. The %Rec of 2-Nitrophenol was outside QC limits in 690-SS-8(0-2")-OMS. The %RPD of 4,6-Dinitro-2-methylphenol was outside the QC limits.
The %Rec of Di-n-Butylphthalate was outside QC limits, high in 690-SS-9(0-2")-OMSD.

COMPOUND QUANTITATION
All criteria were met.

INITIAL CALIBRATION
All criteria were met except the %RSD for Pentachlorophenol was outside ASP's QC limits during the initial calibration performed on 12/19/09. The %RSD of Phenanthrene and Antracene were outside ASP QC limits during the initial calibration performed on 12/22/09. ASP allows for up to 4 compounds to be outside QC limits as long as the %RSD is not >40%.

CONTINUING CALIBRATION
All criteria were met except the %D of Hexachlorocyclopentadiene was outside the ASP's QC outer limits in continuing calibrations, SSTD0501W and should be qualified as estimated in all associated blanks, samples and spikes.

GC/MS PERFORMANCE CHECK
All criteria were met.

PESTICIDES

The following items/criteria were reviewed for this analytical suite:

- Data Completeness
- Narrative and Data Reporting Forms
- Chain of Custody and Traffic Reports
- Holding Times
- Surrogate Spike Recoveries
- Method Blank
- Field Duplicate Precision

- Laboratory Control Samples
- MS/MSD
- Compound Quantitation
- Initial Calibration
- Continuing Calibration

The items listed above were technically in compliance with the method and SOP criteria with the exceptions discussed in the text below. The data have been reviewed according to the procedures outlined above and qualified accordingly.

OVERALL EVALUATION OF DATA AND POTENTIAL USABILITY ISSUES
The data are acceptable for use but are qualified below in Surrogate Spike Recoveries and Compound Quantitation.

DATA COMPLETENESS
All criteria were met.

NARRATIVE AND DATA REPORTING FORMS
All criteria were met except no MDL's were provided in the original package. Those pages are attached.

CHAIN OF CUSTODY AND TRAFFIC REPORTS
All criteria were met.

HOLDING TIMES
All holding times for the samples were met.

SURROGATE SPIKE RECOVERIES
All criteria for the surrogate recoveries were met except the %Rec of Decachlorobiphenyl was outside QC limits, low, off column 1 in samples 690-SS-2(0-2")-O, 690-SS-4(2"-2')-O, 690-SS-5(0-2")-O, 690-SS-8(2"-2')-O, 690-SS-10(2"-2')-O, 690-SS-10(0-2")-O, 690-SS-5(0-2")-D, 690-TP-D-O and 690-TP-F-O. This did not affect any of the samples, except 690-SS-8(2"-2')-0, because there were either no detects off both columns or column 1 was not used as the primary column. In sample 690-SS-8(2"-2')-0, column 1 was used as the primary column. Results for this sample should either be considered estimated or results from column 2 should be used.

METHOD BLANK
All the criteria were met for the method blank.

FIELD DUPLICATE SAMPLE PRECISION
All criteria were met.

LABORATORY CONTROL SAMPLES
All criteria were met except no %RPD's were recorded between LCS-48332 and LCSD-48332. The %Rec of several target analytes was recorded incorrectly on Form III for LCS-48324. An updated page is attached.

The %D for b-BHC was outside QC limits in LCS-48324. This could be due to coelution with the gamma-BHC peak. The column with the larger concentration should be used since neither column appears to have less coelution.

MS/MSD

All criteria were met except the %Rec of 4,4'-DDE, alpha-Chlordane and gamma-Chlordane were outside QC limits, low in 690-SS-8(0-2")-OMS. They were within limits in 690-SS-8(0-2")-OMSD. The %Rec of Dieldrin was outside QC limits, high in 690-SS-9(0-2")-OMS off column 2 only.
The %D of Endosulfan II was outside QC limits in sample 690-SS-8(0-2")-OMSD. This could be due to coelution.

COMPOUND QUANTITATION

All criteria were met except the %D of several target analytes were outside QC limits. This could be due to coelution. The results from column 1 were used for Endrin aldehyde and Endosulfan sulfate in sample 690-SS-4(2"-2')-O due to less coelution.
The column with the higher concentration should be used for 4,4'-DDT, since the coelution appeared to be the same between the two columns in sample 690-SS-4(2"-2')-O.
The column with the higher concentration should be used for Endosulfan II, since the coelution appeared to be the same between the two columns in sample 690-SS-8(2"-2')-O.
The column with the higher concentration should be used for Endrin aldehyde and 4,4'-DDD, since the coelution appeared to be the same between the two columns in sample 690-TP-F-O.

INITIAL CALIBRATION

All criteria were met.

CONTINUING CALIBRATION

All criteria were met except the %D of Dieldrin, Endosulfan II, Endrin ketone and 4,4'-DDD were outside QC limits off the confirmation column in continuing calibration INDC3HM.

POLYCHLORINATED BIPHENYLS

The following items/criteria were reviewed for this analytical suite:

- Data Completeness
- Narrative and Data Reporting Forms
- Chain of Custody and Traffic Reports
- Holding Times
- Surrogate Spike Recoveries
- Method Blank
- Field Duplicate Precision
- Laboratory Control Samples
- MS/MSD
- Compound Quantitation
- Initial Calibration
- Continuing Calibration

The items listed above were technically in compliance with the method and SOP criteria with the exceptions discussed in the text below. The data have been reviewed according to the procedures outlined above and qualified accordingly.

OVERALL EVALUATION OF DATA AND POTENTIAL USABILITY ISSUES
The data are acceptable for use but are qualified below in Surrogate Spike Recoveries and Compound Quantitation.

DATA COMPLETENESS
All criteria were met.

NARRATIVE AND DATA REPORTING FORMS
All criteria were met except no MDL's were provided in the original package. Those pages are attached.

CHAIN OF CUSTODY AND TRAFFIC REPORTS
All criteria were met.

HOLDING TIMES
All holding times for the samples were met.

SURROGATE SPIKE RECOVERIES
All criteria for the surrogate recoveries were met except the %Rec of DCBP in sample 690-SS-8(2"-2')-0 was outside QC limits, low off column 1. Aroclor 1260 should be qualified as estimated since column 1 was used as the primary column. All other target analytes would have been considered undetected estimated; since they were not detected on the confirmation column, which had acceptable surrogate recoveries, so it can be concluded that the other target analytes were not present above the MDL.

METHOD BLANK
All the criteria were met for the method blank.

FIELD DUPLICATE SAMPLE PRECISION
All criteria were met.

LABORATORY CONTROL SAMPLES
All criteria were met. The %D between the two columns was outside QC limits for Aroclor 1260 in LCS-48331 and LCSD-48331.

MS/MSD
All criteria were met except the %Rec of Aroclor 1260 in 690-SS-8(0-2")-0MS/MSD was outside QC limits, high off column 2. Aroclor 1260 would have been considered biased high but was not detected in the associated sample.
The %D between the two columns was outside QC limits for Aroclor 1260 in 690-SS-8-(2-2")-0MS/MSD.

COMPOUND QUANTITATION
All criteria were met the %D between the two columns were outside QC limits for Aroclor 1260 in samples 690-SS-4(2"-2')-0 and 690-SS-8(2"-2')-0 and Aroclor 1254 in sample 690-TP-F-0. The column

with the higher concentration should be used for these target analytes, since the coelution appeared to be the same between the two columns.

INITIAL CALIBRATION
All criteria were met.

CONTINUING CALIBRATION
All criteria were met except the %D was outside QC limits for several peaks off the confirmation column in continuing calibration AR12543JA.

METALS

The following items/criteria were reviewed for this analytical suite:

- Data Completeness
- Narrative and Data Reporting Forms
- Chain of Custody and Traffic Reports
- Holding Times
- Method Blank
- Laboratory Control Samples
- MS/MSD
- Duplicate
- Serial Dilution
- Compound Quantitation
- Calibration

The items listed above were technically in compliance with the method and SOP criteria with the exceptions discussed in the text below. The data have been reviewed according to the procedures outlined above.

OVERALL EVALUATION OF DATA AND POTENTIAL USABILITY ISSUES
The data are acceptable for use but are qualified below in Method Blank, MS/SD, Serial Dilution, Duplicate and Calibration.
Medium level analysis was performed on all samples.

DATA COMPLETENESS
All criteria were met.

NARATIVE AND DATA REPORTING FORMS
All criteria were met except two Prep Logbook pages were illegible in the original package. Updated pages are attached.

CHAIN OF CUSTODY AND TRAFFIC REPORTS
All criteria were met.

HOLDING TIMES
All criteria were met.

METHOD BLANK

All criteria were met except Potassium was detected above the MDL in MB-48300, MB-48334 and MB-48335. Potassium was qualified with a 'b' in samples in which it was detected at a concentration >MDL and below 10x reporting limit.

Sodium was detected above the MDL in MB-48335 and should be qualified with a 'b' in all samples in which it was detected below 10x reporting limit.

Aluminum, Antimony, Beryllium, Cadmium, Calcium, Iron, Magnesium and Silver were detected above the MDL in MB-48334. These target analytes should be qualified with a 'b' in all samples in which they were detected below 10x reporting limit.

Aluminum, Beryllium, Calcium, Chromium, Iron, Magnesium, Vanadium and Zinc were detected above the MDL in MB-48335. These target analytes should be qualified with a 'b' in all samples in which they were detected below 10x reporting limit.

LABORATORY CONTROL SAMPLE

All criteria were met.

MS/MSD

All criteria were met except the %Rec of Antimony and Zinc were outside QC limits, low, in 690-SS-8(0-2")-0S. Antimony was not detected in sample 690-SS-8(0-2")-0. Mitkem has qualified these target analytes with an 'N'.

Post digest yielded an acceptable %Rec for Antimony and Zinc so no further action is required.

The %Rec of Antimony was outside QC limits, low, in 690-SS-9(0-2")-0S. Antimony was not detected in sample 690-SS-8(0-2")-0. Mitkem has qualified this target analyte with an 'N'.

Post digest yielded an acceptable %Rec for Antimony so no further action is required.

DUPLICATE

All criteria were met except the %RPD was outside QC limits for Barium, Beryllium, Cadmium, Cobalt, Copper, Lead, Magnesium, Manganese, Potassium and Thallium in 690-SS-8(0-2")-OD. The sample and/or duplicate concentrations of Beryllium, Cobalt, Copper, Potassium and Thallium were <5x reporting limit, thus no further action is required. Barium, Lead, Magnesium and Manganese should be considered estimated and were qualified by Mitkem Laboratories with a '*'.

The %RPD was outside QC limits for Cadmium, Calcium, Magnesium, Potassium, Selenium and Zinc in 690-SS-9(0-2")-OD. The sample and/or duplicate concentrations for all of these analytes was <5x reporting limit except for Magnesium. No further action is required except Magnesium would be considered estimated and was qualified by Mitkem Laboratories with a '*'.

SERIAL DILUTIONS

All criteria were met except the %D for all Aluminum, Arsenic, Barium, Beryllium, Chromium, Cobalt, Iron, Lead, Magnesium, Manganese, Nickel, Vanadium and Zinc were outside the QC limits in the serial dilution, 690-SS-8(0-2")-0. The concentrations of all the above target analytes were >50xMDL except Arsenic in the original sample and thus are qualified as estimated, 'E', in the associated samples.

The %D for all Aluminum, Arsenic, Barium, Beryllium, Chromium, Cobalt, Iron, Lead, Magnesium, Manganese, Nickel, Vanadium and Zinc were outside the QC limits in the serial dilution, 690-SS-9(0-2")-0. The concentrations of all the above target analytes were >50xMDL except Arsenic in the original sample and thus are qualified as estimated, 'E', in the associated samples.

COMPOUND QUANITATION
All criteria were met.

CALIBRATION
All criteria were met except several target analytes were detected in the Continuing Calibration Blanks.

Beryllium was detected above the MDL, below the reporting limit in the Continuing Calibration Blank, CCB2 performed on 12/30/09 at 14:18. Beryllium was qualified as estimated in the associated samples.
Vanadium was detected above the MDL, below the reporting limit in the Continuing Calibration Blank; CCB1 performed on 1/4/10 at 12:13 and should be qualified as estimate in the associated samples.
Antimony and Beryllium were detected above the MDL, below the reporting limit in the Continuing Calibration Blank, CCB2, performed on 1/4/10 at 12:45 and should be qualified as estimate in the associated samples.
Antimony, Vanadium and Beryllium were detected above the MDL, below the reporting limit in the Continuing Calibration Blank, CCB3, performed on 1/4/10 at 13:13 and should be qualified as estimate in the associated samples.
Antimony, Vanadium and Beryllium were detected above the MDL, below the reporting limit in the Continuing Calibration Blank, CCB1, performed on 1/4/10 at 13:48 and should be qualified as estimate in the associated samples.
Antimony and Vanadium were detected above the MDL, below the reporting limit in the Continuing Calibration Blank, CCB2, performed on 1/4/10 at 14:26 and should be qualified as estimate in the associated samples.

The %R of Thallium in the ICP interference check sample performed at 12:39 was outside QC limits. Thallium should be qualified as estimated in the associated samples.

MERCURY

The following items/criteria were reviewed for this analytical suite:

- Data Completeness
- Narrative and Data Reporting Forms
- Chain of Custody and Traffic Reports
- Holding Times
- Method Blank
- Laboratory Control Samples
- MS/MSD
- Duplicate
- Compound Quantitation
- Calibration

The items listed above were technically in compliance with the method and SOP criteria with any exceptions discussed in the text below. The data have been reviewed according to the procedures outlined above.

OVERALL EVALUATION OF DATA AND POTENTIAL USABILITY ISSUES
The data are acceptable for use.

DATA COMPLETENESS
All criteria were met.

NARRATIVE AND DATA REPORTING FORMS
All criteria were met.

CHAIN OF CUSTODY AND TRAFFIC REPORTS
All criteria were met.

HOLDING TIMES
All criteria were met.

METHOD BLANK
All criteria were met.

LABORATORY CONTROL SAMPLES
All criteria were met.

MS/MSD
All criteria were met.

DUPLICATE
All criteria were met except the %RPD was outside QC limits for Mercury in 690-SS-8(0-2")-OD. The sample and/or duplicate concentrations of Mercury were <5x reporting limit, thus no further action is required.
The %RPD was outside QC limits for Mercury in 690-SS-9(0-2")-OD. The sample and/or duplicate concentrations for Mercury was <5x reporting limit. No further action is required.

COMPOUND QUANTITATION
All criteria were met.

CALIBRATION
All criteria were met.

1A - FORM I VOA-1

VOLATILE ORGANICS ANALYSIS DATA SHEET

CLIENT SAMPLE NO.

690-SS-1(0-2")-O

Lab Name: MITKEM LABORATORIES Contract:

Lab Code: MITKEM Case No.: H2643 Mod. Ref No.: SDG No.: SH2643

Matrix: (SOIL/SED/WATER) SOIL Lab Sample ID: H2643-01B

Sample wt/vol: 5.50 (g/mL) G Lab File ID: V6H1458.D

Level: (TRACE/LOW/MED) LOW Date Received: 12/29/2009

% Moisture: not dec. 18 Date Analyzed: 12/30/2009

GC Column: DB-624 ID: 0.25 (mm) Dilution Factor: 1.0

Soil Extract Volume: (uL) Soil Aliquot Volume: (uL)

Purge Volume: 10.0 (mL)

CAS NO.	COMPOUND	CONCENTRATION UNITS: (ug/L or ug/Kg) µG/KG	Q
74-87-3	Chloromethane	5.5	U
75-01-4	Vinyl chloride	5.5	U
74-83-9	Bromomethane	5.5	U
75-00-3	Chloroethane	5.5	U
75-69-4	Trichlorofluoromethane	5.5	U
75-35-4	1,1-Dichloroethene	5.5	U
67-64-1	Acetone	5.5	U J
75-15-0	Carbon disulfide	5.5	U
75-09-2	Methylene chloride	2.4	BJ
156-60-5	trans-1,2-Dichloroethene	5.5	U
1634-04-4	Methyl tert-butyl ether	5.5	U
75-34-3	1,1-Dichloroethane	5.5	U
108-05-4	Vinyl acetate	5.5	U
78-93-3	2-Butanone	5.5	U
156-59-2	cis-1,2-Dichloroethene	5.5	U
67-66-3	Chloroform	5.5	U
71-55-6	1,1,1-Trichloroethane	5.5	U
56-23-5	Carbon tetrachloride	5.5	U
107-06-2	1,2-Dichloroethane	5.5	U
71-43-2	Benzene	5.5	U
79-01-6	Trichloroethene	5.5	U
78-87-5	1,2-Dichloropropane	5.5	U
75-27-4	Bromodichloromethane	5.5	U
10061-01-5	cis-1,3-Dichloropropene	5.5	U
108-10-1	4-Methyl-2-pentanone	5.5	U
108-88-3	Toluene	5.5	U
10061-02-6	trans-1,3-Dichloropropene	5.5	U
79-00-5	1,1,2-Trichloroethane	5.5	U
127-18-4	Tetrachloroethene	5.5	U
591-78-6	2-Hexanone	5.5	U
124-48-1	Dibromochloromethane	5.5	U
108-90-7	Chlorobenzene	5.5	U
100-41-4	Ethylbenzene	5.5	U
1330-20-7	m,p-Xylene	5.5	U
95-47-6	o-Xylene	5.5	U

1B - FORM I VOA-2
VOLATILE ORGANICS ANALYSIS DATA SHEET

CLIENT SAMPLE NO.
690-SS-1(0-2")-O

Lab Name: MITKEM LABORATORIES Contract:
Lab Code: MITKEM Case No.: H2643 Mod. Ref No.:
Matrix: (SOIL/SED/WATER) SOIL Lab Sample ID: SDG No.: SH2643
Sample wt/vol: 5.50 (g/mL) G Lab File ID: H2643-01B
Level: (TRACE/LOW/MED) LOW Date Received: V6H1458.D
% Moisture: not dec. 18 Date Analyzed: 12/29/2009
GC Column: DB-624 ID: 0.25 (mm) Dilution Factor: 12/30/2009
Soil Extract Volume: (uL) Soil Aliquot Volume: 1.0
Purge Volume: 10.0 (mL) (uL)

CAS NO.	COMPOUND	CONCENTRATION UNITS: (ug/L or ug/Kg) µG/KG	Q
1330-20-7	Xylene (Total)	5.5	U
100-42-5	Styrene	5.5	U
75-25-2	Bromoform	5.5	U
98-82-8	Isopropylbenzene	5.5	U
79-34-5	1,1,2,2-Tetrachloroethane	5.5	U
103-65-1	n-Propylbenzene	5.5	U
108-67-8	1,3,5-Trimethylbenzene	5.5	U
98-06-6	tert-Butylbenzene	5.5	U
95-63-6	1,2,4-Trimethylbenzene	5.5	U
135-98-8	sec-Butylbenzene	5.5	U
99-87-6	4-Isopropyltoluene	5.5	U
541-73-1	1,3-Dichlorobenzene	5.5	U
106-46-7	1,4-Dichlorobenzene	5.5	U
104-51-8	n-Butylbenzene	5.5	U
95-50-1	1,2-Dichlorobenzene	5.5	U
91-20-3	Naphthalene	5.5	U
110-75-8	2-Chloroethyl vinyl ether	5.5	U

1A - FORM I VOA-1

VOLATILE ORGANICS ANALYSIS DATA SHEET

CLIENT SAMPLE NO.

690-SS-1(2"-2')-O

Lab Name: MITKEM LABORATORIES Contract:

Lab Code: MITKEM Case No.: H2643 Mod. Ref No.: SDG No.: SH2643

Matrix: (SOIL/SED/WATER) SOIL Lab Sample ID: H2643-02B

Sample wt/vol: 5.40 (g/mL) G Lab File ID: V6H1459.D

Level: (TRACE/LOW/MED) LOW Date Received: 12/29/2009

% Moisture: not dec. 14 Date Analyzed: 12/30/2009

GC Column: DB-624 ID: 0.25 (mm) Dilution Factor: 1.0

Soil Extract Volume: (uL) Soil Aliquot Volume: (uL)

Purge Volume: 10.0 (mL)

CAS NO.	COMPOUND	CONCENTRATION UNITS: (ug/L or ug/Kg) µG/KG	Q
74-87-3	Chloromethane	5.4	U
75-01-4	Vinyl chloride	5.4	U
74-83-9	Bromomethane	5.4	U
75-00-3	Chloroethane	5.4	U
75-69-4	Trichlorofluoromethane	5.4	U
75-35-4	1,1-Dichloroethene	5.4	U
67-64-1	Acetone	5.4	U
75-15-0	Carbon disulfide	5.4	U J
75-09-2	Methylene chloride	5.4	U
156-60-5	trans-1,2-Dichloroethene	5.4	U
1634-04-4	Methyl tert-butyl ether	5.4	U
75-34-3	1,1-Dichloroethane	5.4	U
108-05-4	Vinyl acetate	5.4	U
78-93-3	2-Butanone	5.4	U
156-59-2	cis-1,2-Dichloroethene	5.4	U
67-66-3	Chloroform	5.4	U
71-55-6	1,1,1-Trichloroethane	5.4	U
56-23-5	Carbon tetrachloride	5.4	U
107-06-2	1,2-Dichloroethane	5.4	U
71-43-2	Benzene	5.4	U
79-01-6	Trichloroethene	5.4	U
78-87-5	1,2-Dichloropropane	5.4	U
75-27-4	Bromodichloromethane	5.4	U
10061-01-5	cis-1,3-Dichloropropene	5.4	U
108-10-1	4-Methyl-2-pentanone	5.4	U
108-88-3	Toluene	5.4	U
10061-02-6	trans-1,3-Dichloropropene	5.4	U
79-00-5	1,1,2-Trichloroethane	5.4	U
127-18-4	Tetrachloroethene	5.4	U
591-78-6	2-Hexanone	5.4	U
124-48-1	Dibromochloromethane	5.4	U
108-90-7	Chlorobenzene	5.4	U
100-41-4	Ethylbenzene	5.4	U
1330-20-7	m,p-Xylene	5.4	U
95-47-6	o-Xylene	5.4	U

1B - FORM I VOA-2

VOLATILE ORGANICS ANALYSIS DATA SHEET

CLIENT SAMPLE NO.

690-SS-1(2"-2')-O

Lab Name: MITKEM LABORATORIES Contract:

Lab Code: MITKEM Case No.: H2643 Mod. Ref No.: SDG No.: SH2643

Matrix: (SOIL/SED/WATER) SOIL Lab Sample ID: H2643-02B

Sample wt/vol: 5.40 (g/mL) G Lab File ID: V6H1459.D

Level: (TRACE/LOW/MED) LOW Date Received: 12/29/2009

% Moisture: not dec. 14 Date Analyzed: 12/30/2009

GC Column: DB-624 ID: 0.25 (mm) Dilution Factor: 1.0

Soil Extract Volume: (uL) Soil Aliquot Volume: (uL)

Purge Volume: 10.0 (mL)

CAS NO.	COMPOUND	CONCENTRATION UNITS: (ug/L or ug/Kg) µG/KG	Q
1330-20-7	Xylene (Total)	5.4	U
100-42-5	Styrene	5.4	U
75-25-2	Bromoform	5.4	U
98-82-8	Isopropylbenzene	5.4	U
79-34-5	1,1,2,2-Tetrachloroethane	5.4	U
103-65-1	n-Propylbenzene	5.4	U
108-67-8	1,3,5-Trimethylbenzene	5.4	U
98-06-6	tert-Butylbenzene	5.4	U
95-63-6	1,2,4-Trimethylbenzene	5.4	U
135-98-8	sec-Butylbenzene	5.4	U
99-87-6	4-Isopropyltoluene	5.4	U
541-73-1	1,3-Dichlorobenzene	5.4	U
106-46-7	1,4-Dichlorobenzene	5.4	U
104-51-8	n-Butylbenzene	5.4	U
95-50-1	1,2-Dichlorobenzene	5.4	U
91-20-3	Naphthalene	5.4	U
110-75-8	2-Chloroethyl vinyl ether	5.4	U

1A - FORM I VOA-1

VOLATILE ORGANICS ANALYSIS DATA SHEET

CLIENT SAMPLE NO.

690-SS-2(0-2")-O

Lab Name: MITKEM LABORATORIES Contract:

Lab Code: MITKEM Case No.: H2643 Mod. Ref No.: SDG No.: SH2643

Matrix: (SOIL/SED/WATER) SOIL Lab Sample ID: H2643-03B

Sample wt/vol: 5.50 (g/mL) G Lab File ID: V6H1460.D

Level: (TRACE/LOW/MED) LOW Date Received: 12/29/2009

% Moisture: not dec. 19 Date Analyzed: 12/30/2009

GC Column: DB-624 ID: 0.25 (mm) Dilution Factor: 1.0

Soil Extract Volume: (uL) Soil Aliquot Volume: (uL)

Purge Volume: 10.0 (mL)

CAS NO.	COMPOUND	CONCENTRATION UNITS: (ug/L or ug/Kg) µG/KG	Q
74-87-3	Chloromethane	5.6	U
75-01-4	Vinyl chloride	5.6	U
74-83-9	Bromomethane	5.6	U
75-00-3	Chloroethane	5.6	U
75-69-4	Trichlorofluoromethane	5.6	U
75-35-4	1,1-Dichloroethene	5.6	U
67-64-1	Acetone	5.6	U J
75-15-0	Carbon disulfide	5.6	U
75-09-2	Methylene chloride	2.8	BJ
156-60-5	trans-1,2-Dichloroethene	5.6	U
1634-04-4	Methyl tert-butyl ether	5.6	U
75-34-3	1,1-Dichloroethane	5.6	U
108-05-4	Vinyl acetate	5.6	U
78-93-3	2-Butanone	5.6	U
156-59-2	cis-1,2-Dichloroethene	5.6	U
67-66-3	Chloroform	5.6	U
71-55-6	1,1,1-Trichloroethane	5.6	U
56-23-5	Carbon tetrachloride	5.6	U
107-06-2	1,2-Dichloroethane	5.6	U
71-43-2	Benzene	5.6	U
79-01-6	Trichloroethene	5.6	U
78-87-5	1,2-Dichloropropane	5.6	U
75-27-4	Bromodichloromethane	5.6	U
10061-01-5	cis-1,3-Dichloropropene	5.6	U
108-10-1	4-Methyl-2-pentanone	5.6	U
108-88-3	Toluene	5.6	U
10061-02-6	trans-1,3-Dichloropropene	5.6	U
79-00-5	1,1,2-Trichloroethane	5.6	U
127-18-4	Tetrachloroethene	5.6	U
591-78-6	2-Hexanone	5.6	U
124-48-1	Dibromochloromethane	5.6	U
108-90-7	Chlorobenzene	5.6	U
100-41-4	Ethylbenzene	5.6	U
1330-20-7	m,p-Xylene	5.6	U
95-47-6	o-Xylene	5.6	U

1B - FORM I VOA-2

VOLATILE ORGANICS ANALYSIS DATA SHEET

CLIENT SAMPLE NO.

690-SS-2(0-2")-O

Lab Name: MITKEM LABORATORIES Contract:

Lab Code: MITKEM Case No.: H2643 Mod. Ref No.: SDG No.: SH2643

Matrix: (SOIL/SED/WATER) SOIL Lab Sample ID: H2643-03B

Sample wt/vol: 5.50 (g/mL) G Lab File ID: V6H1460.D

Level: (TRACE/LOW/MED) LOW Date Received: 12/29/2009

% Moisture: not dec. 19 Date Analyzed: 12/30/2009

GC Column: DB-624 ID: 0.25 (mm) Dilution Factor: 1.0

Soil Extract Volume: (uL) Soil Aliquot Volume: (uL)

Purge Volume: 10.0 (mL)

CAS NO.	COMPOUND	CONCENTRATION UNITS: (ug/L or ug/Kg) µG/KG	Q
1330-20-7	Xylene (Total)	5.6	U
100-42-5	Styrene	5.6	U
75-25-2	Bromoform	5.6	U
98-82-8	Isopropylbenzene	5.6	U
79-34-5	1,1,2,2-Tetrachloroethane	5.6	U
103-65-1	n-Propylbenzene	5.6	U
108-67-8	1,3,5-Trimethylbenzene	5.6	U
98-06-6	tert-Butylbenzene	5.6	U
95-63-6	1,2,4-Trimethylbenzene	5.6	U
135-98-8	sec-Butylbenzene	5.6	U
99-87-6	4-Isopropyltoluene	5.6	U
541-73-1	1,3-Dichlorobenzene	5.6	U
106-46-7	1,4-Dichlorobenzene	5.6	U
104-51-8	n-Butylbenzene	5.6	U
95-50-1	1,2-Dichlorobenzene	5.6	U
91-20-3	Naphthalene	5.6	U
110-75-8	2-Chloroethyl vinyl ether	5.6	U

1A - FORM I VOA-1

VOLATILE ORGANICS ANALYSIS DATA SHEET

CLIENT SAMPLE NO.

690-SS-2(2"-2')-O

Lab Name: MITKEM LABORATORIES Contract:

Lab Code: MITKEM Case No.: H2643 Mod. Ref No.: SDG No.: SH2643

Matrix: (SOIL/SED/WATER) SOIL Lab Sample ID: H2643-04B

Sample wt/vol: 6.50 (g/mL) G Lab File ID: V6H1461.D

Level: (TRACE/LOW/MED) LOW Date Received: 12/29/2009

% Moisture: not dec. 9.0 Date Analyzed: 12/30/2009

GC Column: DB-624 ID: 0.25 (mm) Dilution Factor: 1.0

Soil Extract Volume: (uL) Soil Aliquot Volume: (uL)

Purge Volume: 10.0 (mL)

CAS NO.	COMPOUND	CONCENTRATION UNITS: (ug/L or ug/Kg) µG/KG	Q
74-87-3	Chloromethane	4.2	U
75-01-4	Vinyl chloride	4.2	U
74-83-9	Bromomethane	4.2	U
75-00-3	Chloroethane	4.2	U
75-69-4	Trichlorofluoromethane	4.2	U
75-35-4	1,1-Dichloroethene	4.2	U
67-64-1	Acetone	4.2	U J
75-15-0	Carbon disulfide	4.2	U
75-09-2	Methylene chloride	1.6	BJ
156-60-5	trans-1,2-Dichloroethene	4.2	U
1634-04-4	Methyl tert-butyl ether	4.2	U
75-34-3	1,1-Dichloroethane	4.2	U
108-05-4	Vinyl acetate	4.2	U
78-93-3	2-Butanone	4.2	U
156-59-2	cis-1,2-Dichloroethene	4.2	U
67-66-3	Chloroform	4.2	U
71-55-6	1,1,1-Trichloroethane	4.2	U
56-23-5	Carbon tetrachloride	4.2	U
107-06-2	1,2-Dichloroethane	4.2	U
71-43-2	Benzene	4.2	U
79-01-6	Trichloroethene	4.2	U
78-87-5	1,2-Dichloropropane	4.2	U
75-27-4	Bromodichloromethane	4.2	U
10061-01-5	cis-1,3-Dichloropropene	4.2	U
108-10-1	4-Methyl-2-pentanone	4.2	U
108-88-3	Toluene	4.2	U
10061-02-6	trans-1,3-Dichloropropene	4.2	U
79-00-5	1,1,2-Trichloroethane	4.2	U
127-18-4	Tetrachloroethene	4.2	U
591-78-6	2-Hexanone	4.2	U
124-48-1	Dibromochloromethane	4.2	U
108-90-7	Chlorobenzene	4.2	U
100-41-4	Ethylbenzene	4.2	U
1330-20-7	m,p-Xylene	4.2	U
95-47-6	o-Xylene	4.2	U

1B - FORM I VOA-2

VOLATILE ORGANICS ANALYSIS DATA SHEET

CLIENT SAMPLE NO.

690-SS-2(2"-2')-O

Lab Name: MITKEM LABORATORIES Contract:

Lab Code: MITKEM Case No.: H2643 Mod. Ref No.: SDG No.: SH2643

Matrix: (SOIL/SED/WATER) SOIL Lab Sample ID: H2643-04B

Sample wt/vol: 6.50 (g/mL) G Lab File ID: V6H1461.D

Level: (TRACE/LOW/MED) LOW Date Received: 12/29/2009

% Moisture: not dec. 9.0 Date Analyzed: 12/30/2009

GC Column: DB-624 ID: 0.25 (mm) Dilution Factor: 1.0

Soil Extract Volume: (uL) Soil Aliquot Volume: (uL)

Purge Volume: 10.0 (mL)

CAS NO.	COMPOUND	CONCENTRATION UNITS: (ug/L or ug/Kg) µG/KG	Q
1330-20-7	Xylene (Total)	4.2	U
100-42-5	Styrene	4.2	U
75-25-2	Bromoform	4.2	U
98-82-8	Isopropylbenzene	4.2	U
79-34-5	1,1,2,2-Tetrachloroethane	4.2	U
103-65-1	n-Propylbenzene	4.2	U
108-67-8	1,3,5-Trimethylbenzene	4.2	U
98-06-6	tert-Butylbenzene	4.2	U
95-63-6	1,2,4-Trimethylbenzene	4.2	U
135-98-8	sec-Butylbenzene	4.2	U
99-87-6	4-Isopropyltoluene	4.2	U
541-73-1	1,3-Dichlorobenzene	4.2	U
106-46-7	1,4-Dichlorobenzene	4.2	U
104-51-8	n-Butylbenzene	4.2	U
95-50-1	1,2-Dichlorobenzene	4.2	U
91-20-3	Naphthalene	4.2	U
110-75-8	2-Chloroethyl vinyl ether	4.2	U

1A - FORM I VOA-1

VOLATILE ORGANICS ANALYSIS DATA SHEET

CLIENT SAMPLE NO.

690-SS-3(0"-2")-O

Lab Name: MITKEM LABORATORIES Contract:

Lab Code: MITKEM Case No.: H2643 Mod. Ref No.: SDG No.: SH2643

Matrix: (SOIL/SED/WATER) SOIL Lab Sample ID: H2643-05B

Sample wt/vol: 5.90 (g/mL) G Lab File ID: V6H1462.D

Level: (TRACE/LOW/MED) LOW Date Received: 12/29/2009

% Moisture: not dec. 20 Date Analyzed: 12/30/2009

GC Column: DB-624 ID: 0.25 (mm) Dilution Factor: 1.0

Soil Extract Volume: (uL) Soil Aliquot Volume: (uL)

Purge Volume: 10.0 (mL)

CAS NO.	COMPOUND	CONCENTRATION UNITS: (ug/L or ug/Kg) µG/KG	Q
74-87-3	Chloromethane	5.3	U
75-01-4	Vinyl chloride	5.3	U
74-83-9	Bromomethane	5.3	U
75-00-3	Chloroethane	5.3	U
75-69-4	Trichlorofluoromethane	5.3	U
75-35-4	1,1-Dichloroethene	5.3	U
67-64-1	Acetone	5.3	U
75-15-0	Carbon disulfide	5.3	U
75-09-2	Methylene chloride	1.6	BJ
156-60-5	trans-1,2-Dichloroethene	5.3	U
1634-04-4	Methyl tert-butyl ether	5.3	U
75-34-3	1,1-Dichloroethane	5.3	U
108-05-4	Vinyl acetate	5.3	U
78-93-3	2-Butanone	5.3	U
156-59-2	cis-1,2-Dichloroethene	5.3	U
67-66-3	Chloroform	5.3	U
71-55-6	1,1,1-Trichloroethane	5.3	U
56-23-5	Carbon tetrachloride	5.3	U
107-06-2	1,2-Dichloroethane	5.3	U
71-43-2	Benzene	5.3	U
79-01-6	Trichloroethene	5.3	U
78-87-5	1,2-Dichloropropane	5.3	U
75-27-4	Bromodichloromethane	5.3	U
10061-01-5	cis-1,3-Dichloropropene	5.3	U
108-10-1	4-Methyl-2-pentanone	5.3	U
108-88-3	Toluene	5.3	U
10061-02-6	trans-1,3-Dichloropropene	5.3	U
79-00-5	1,1,2-Trichloroethane	5.3	U
127-18-4	Tetrachloroethene	5.3	U
591-78-6	2-Hexanone	5.3	U
124-48-1	Dibromochloromethane	5.3	U
108-90-7	Chlorobenzene	5.3	U
100-41-4	Ethylbenzene	5.3	U
1330-20-7	m,p-Xylene	5.3	U
95-47-6	o-Xylene	5.3	U

1B - FORM I VOA-2

VOLATILE ORGANICS ANALYSIS DATA SHEET

CLIENT SAMPLE NO.

690-SS-3(0"-2")-O

Lab Name: MITKEM LABORATORIES Contract:

Lab Code: MITKEM Case No.: H2643 Mod. Ref No.: SDG No.: SH2643

Matrix: (SOIL/SED/WATER) SOIL Lab Sample ID: H2643-05B

Sample wt/vol: 5.90 (g/mL) G Lab File ID: V6H1462.D

Level: (TRACE/LOW/MED) LOW Date Received: 12/29/2009

% Moisture: not dec. 20 Date Analyzed: 12/30/2009

GC Column: DB-624 ID: 0.25 (mm) Dilution Factor: 1.0

Soil Extract Volume: (uL) Soil Aliquot Volume: (uL)

Purge Volume: 10.0 (mL)

CAS NO.	COMPOUND	CONCENTRATION UNITS: (ug/L or ug/Kg) µG/KG	Q
1330-20-7	Xylene (Total)	5.3	U
100-42-5	Styrene	5.3	U
75-25-2	Bromoform	5.3	U
98-82-8	Isopropylbenzene	5.3	U
79-34-5	1,1,2,2-Tetrachloroethane	5.3	U
103-65-1	n-Propylbenzene	5.3	U
108-67-8	1,3,5-Trimethylbenzene	5.3	U
98-06-6	tert-Butylbenzene	5.3	U
95-63-6	1,2,4-Trimethylbenzene	5.3	U
135-98-8	sec-Butylbenzene	5.3	U
99-87-6	4-Isopropyltoluene	5.3	U
541-73-1	1,3-Dichlorobenzene	5.3	U
106-46-7	1,4-Dichlorobenzene	5.3	U
104-51-8	n-Butylbenzene	5.3	U
95-50-1	1,2-Dichlorobenzene	5.3	U
91-20-3	Naphthalene	5.3	U
110-75-8	2-Chloroethyl vinyl ether	5.3	U

1A - FORM I VOA-1

VOLATILE ORGANICS ANALYSIS DATA SHEET

CLIENT SAMPLE NO.

690-SS-3(2"-2')-O

Lab Name: MITKEM LABORATORIES Contract:

Lab Code: MITKEM Case No.: H2643 Mod. Ref No.: SDG No.: SH2643

Matrix: (SOIL/SED/WATER) SOIL Lab Sample ID: H2643-06B

Sample wt/vol: 5.10 (g/mL) G Lab File ID: V5L4869.D

Level: (TRACE/LOW/MED) LOW Date Received: 12/29/2009

% Moisture: not dec. 13 Date Analyzed: 01/08/2010

GC Column: DB-624 ID: 0.25 (mm) Dilution Factor: 1.0

Soil Extract Volume: (uL) Soil Aliquot Volume: (uL)

Purge Volume: 10.0 (mL)

CAS NO.	COMPOUND	CONCENTRATION UNITS: (ug/L or ug/Kg) µG/KG	Q
74-87-3	Chloromethane	5.6	U
75-01-4	Vinyl chloride	5.6	U
74-83-9	Bromomethane	5.6	U
75-00-3	Chloroethane	5.6	U
75-69-4	Trichlorofluoromethane	5.6	U
75-35-4	1,1-Dichloroethene	5.6	U
67-64-1	Acetone	5.6	U
75-15-0	Carbon disulfide	5.6	U
75-09-2	Methylene chloride	5.6	U
156-60-5	trans-1,2-Dichloroethene	5.6	U
1634-04-4	Methyl tert-butyl ether	5.6	U
75-34-3	1,1-Dichloroethane	5.6	U
108-05-4	Vinyl acetate	5.6	U
78-93-3	2-Butanone	5.6	U
156-59-2	cis-1,2-Dichloroethene	5.6	U
67-66-3	Chloroform	5.6	U
71-55-6	1,1,1-Trichloroethane	5.6	U
56-23-5	Carbon tetrachloride	5.6	U
107-06-2	1,2-Dichloroethane	5.6	U
71-43-2	Benzene	5.6	U
79-01-6	Trichloroethene	5.6	U
78-87-5	1,2-Dichloropropane	5.6	U
75-27-4	Bromodichloromethane	5.6	U
10061-01-5	cis-1,3-Dichloropropene	5.6	U
108-10-1	4-Methyl-2-pentanone	5.6	U
108-88-3	Toluene	5.6	U
10061-02-6	trans-1,3-Dichloropropene	5.6	U
79-00-5	1,1,2-Trichloroethane	5.6	U
127-18-4	Tetrachloroethene	5.6	U
591-78-6	2-Hexanone	5.6	U
124-48-1	Dibromochloromethane	5.6	U
108-90-7	Chlorobenzene	5.6	U
100-41-4	Ethylbenzene	5.6	U
1330-20-7	m,p-Xylene	5.6	U
95-47-6	o-Xylene	5.6	U

1B - FORM I VOA-2

VOLATILE ORGANICS ANALYSIS DATA SHEET

CLIENT SAMPLE NO.

690-SS-3(2"-2')-O

Lab Name: MITKEM LABORATORIES Contract:

Lab Code: MITKEM Case No.: H2643 Mod. Ref No.: SDG No.: SH2643

Matrix: (SOIL/SED/WATER) SOIL Lab Sample ID: H2643-06B

Sample wt/vol: 5.10 (g/mL) G Lab File ID: V5L4869.D

Level: (TRACE/LOW/MED) LOW Date Received: 12/29/2009

% Moisture: not dec. 13 Date Analyzed: 01/08/2010

GC Column: DB-624 ID: 0.25 (mm) Dilution Factor: 1.0

Soil Extract Volume: (uL) Soil Aliquot Volume: (uL)

Purge Volume: 10.0 (mL)

CAS NO.	COMPOUND	CONCENTRATION UNITS: (ug/L or ug/Kg) µG/KG	Q
1330-20-7	Xylene (Total)	5.6	U
100-42-5	Styrene	5.6	U
75-25-2	Bromoform	5.6	U
98-82-8	Isopropylbenzene	5.6	U
79-34-5	1,1,2,2-Tetrachloroethane	5.6	U
103-65-1	n-Propylbenzene	5.6	U
108-67-8	1,3,5-Trimethylbenzene	5.6	U
98-06-6	tert-Butylbenzene	5.6	U
95-63-6	1,2,4-Trimethylbenzene	5.6	U
135-98-8	sec-Butylbenzene	5.6	U
99-87-6	4-Isopropyltoluene	5.6	U
541-73-1	1,3-Dichlorobenzene	5.6	U
106-46-7	1,4-Dichlorobenzene	5.6	U
104-51-8	n-Butylbenzene	5.6	U
95-50-1	1,2-Dichlorobenzene	5.6	U
91-20-3	Naphthalene	5.2	BJ
110-75-8	2-Chloroethyl vinyl ether	5.6	U

1A - FORM I VOA-1

VOLATILE ORGANICS ANALYSIS DATA SHEET

CLIENT SAMPLE NO.

690-SS-4(0-2")-O

Lab Name: MITKEM LABORATORIES Contract:

Lab Code: MITKEM Case No.: H2643 Mod. Ref No.: SDG No.: SH2643

Matrix: (SOIL/SED/WATER) SOIL Lab Sample ID: H2643-07B

Sample wt/vol: 5.30 (g/mL) G Lab File ID: V6H1464.D

Level: (TRACE/LOW/MED) LOW Date Received: 12/29/2009

% Moisture: not dec. 16 Date Analyzed: 12/30/2009

GC Column: DB-624 ID: 0.25 (mm) Dilution Factor: 1.0

Soil Extract Volume: (uL) Soil Aliquot Volume: (uL)

Purge Volume: 10.0 (mL)

CAS NO.	COMPOUND	CONCENTRATION UNITS: (ug/L or ug/Kg) µG/KG	Q
74-87-3	Chloromethane	5.6	U
75-01-4	Vinyl chloride	5.6	U
74-83-9	Bromomethane	5.6	U
75-00-3	Chloroethane	5.6	U
75-69-4	Trichlorofluoromethane	5.6	U
75-35-4	1,1-Dichloroethene	5.6	U
67-64-1	Acetone	5.6	U
75-15-0	Carbon disulfide	5.6	U
75-09-2	Methylene chloride	1.9	BJ
156-60-5	trans-1,2-Dichloroethene	5.6	U
1634-04-4	Methyl tert-butyl ether	5.6	U
75-34-3	1,1-Dichloroethane	5.6	U
108-05-4	Vinyl acetate	5.6	U
78-93-3	2-Butanone	5.6	U
156-59-2	cis-1,2-Dichloroethene	5.6	U
67-66-3	Chloroform	5.6	U
71-55-6	1,1,1-Trichloroethane	5.6	U
56-23-5	Carbon tetrachloride	5.6	U
107-06-2	1,2-Dichloroethane	5.6	U
71-43-2	Benzene	5.6	U
79-01-6	Trichloroethene	5.6	U
78-87-5	1,2-Dichloropropane	5.6	U
75-27-4	Bromodichloromethane	5.6	U
10061-01-5	cis-1,3-Dichloropropene	5.6	U
108-10-1	4-Methyl-2-pentanone	5.6	U
108-88-3	Toluene	5.6	U
10061-02-6	trans-1,3-Dichloropropene	5.6	U
79-00-5	1,1,2-Trichloroethane	5.6	U
127-18-4	Tetrachloroethene	5.6	U
591-78-6	2-Hexanone	5.6	U
124-48-1	Dibromochloromethane	5.6	U
108-90-7	Chlorobenzene	5.6	U
100-41-4	Ethylbenzene	5.6	U
1330-20-7	m,p-Xylene	5.6	U
95-47-6	o-Xylene	5.6	U

1B - FORM I VOA-2

VOLATILE ORGANICS ANALYSIS DATA SHEET

CLIENT SAMPLE NO.

690-SS-4(0-2")-O

Lab Name: MITKEM LABORATORIES Contract:

Lab Code: MITKEM Case No.: H2643 Mod. Ref No.: SDG No.: SH2643

Matrix: (SOIL/SED/WATER) SOIL Lab Sample ID: H2643-07B

Sample wt/vol: 5.30 (g/mL) G Lab File ID: V6H1464.D

Level: (TRACE/LOW/MED) LOW Date Received: 12/29/2009

% Moisture: not dec. 16 Date Analyzed: 12/30/2009

GC Column: DB-624 ID: 0.25 (mm) Dilution Factor: 1.0

Soil Extract Volume: (uL) Soil Aliquot Volume: (uL)

Purge Volume: 10.0 (mL)

CAS NO.	COMPOUND	CONCENTRATION UNITS: (ug/L or ug/Kg) µG/KG	Q
1330-20-7	Xylene (Total)	5.6	U
100-42-5	Styrene	5.6	U
75-25-2	Bromoform	5.6	U
98-82-8	Isopropylbenzene	5.6	U
79-34-5	1,1,2,2-Tetrachloroethane	5.6	U
103-65-1	n-Propylbenzene	5.6	U
108-67-8	1,3,5-Trimethylbenzene	5.6	U
98-06-6	tert-Butylbenzene	5.6	U
95-63-6	1,2,4-Trimethylbenzene	5.6	U
135-98-8	sec-Butylbenzene	5.6	U
99-87-6	4-Isopropyltoluene	5.6	U
541-73-1	1,3-Dichlorobenzene	5.6	U
106-46-7	1,4-Dichlorobenzene	5.6	U
104-51-8	n-Butylbenzene	5.6	U
95-50-1	1,2-Dichlorobenzene	5.6	U
91-20-3	Naphthalene	5.6	U
110-75-8	2-Chloroethyl vinyl ether	5.6	U

1A - FORM I VOA-1

VOLATILE ORGANICS ANALYSIS DATA SHEET

CLIENT SAMPLE NO.

690-SS-4(2"-2')-O

Lab Name: MITKEM LABORATORIES Contract:

Lab Code: MITKEM Case No.: H2643 Mod. Ref No.: SDG No.: SH2643

Matrix: (SOIL/SED/WATER) SOIL Lab Sample ID: H2643-08B

Sample wt/vol: 5.40 (g/mL) G Lab File ID: V5L4870.D

Level: (TRACE/LOW/MED) LOW Date Received: 12/29/2009

% Moisture: not dec. 7.0 Date Analyzed: 01/08/2010

GC Column: DB-624 ID: 0.25 (mm) Dilution Factor: 1.0

Soil Extract Volume: (uL) Soil Aliquot Volume: (uL)

Purge Volume: 10.0 (mL)

CAS NO.	COMPOUND	CONCENTRATION UNITS: (ug/L or ug/Kg) µG/KG	Q
74-87-3	Chloromethane	5.0	U
75-01-4	Vinyl chloride	5.0	U
74-83-9	Bromomethane	5.0	U
75-00-3	Chloroethane	5.0	U
75-69-4	Trichlorofluoromethane	5.0	U
75-35-4	1,1-Dichloroethene	5.0	U
67-64-1	Acetone	5.0	U
75-15-0	Carbon disulfide	5.0	U
75-09-2	Methylene chloride	5.0	U
156-60-5	trans-1,2-Dichloroethene	5.0	U
1634-04-4	Methyl tert-butyl ether	5.0	U
75-34-3	1,1-Dichloroethane	5.0	U
108-05-4	Vinyl acetate	5.0	U
78-93-3	2-Butanone	5.0	U
156-59-2	cis-1,2-Dichloroethene	5.0	U
67-66-3	Chloroform	5.0	U
71-55-6	1,1,1-Trichloroethane	5.0	U
56-23-5	Carbon tetrachloride	5.0	U
107-06-2	1,2-Dichloroethane	5.0	U
71-43-2	Benzene	5.0	U
79-01-6	Trichloroethene	5.0	U
78-87-5	1,2-Dichloropropane	5.0	U
75-27-4	Bromodichloromethane	5.0	U
10061-01-5	cis-1,3-Dichloropropene	5.0	U
108-10-1	4-Methyl-2-pentanone	5.0	U
108-88-3	Toluene	5.0	U
10061-02-6	trans-1,3-Dichloropropene	5.0	U
79-00-5	1,1,2-Trichloroethane	5.0	U
127-18-4	Tetrachloroethene	5.0	U
591-78-6	2-Hexanone	5.0	U
124-48-1	Dibromochloromethane	5.0	U
108-90-7	Chlorobenzene	5.0	U
100-41-4	Ethylbenzene	5.0	U
1330-20-7	m,p-Xylene	5.0	U
95-47-6	o-Xylene	5.0	U

1B - FORM I VOA-2

VOLATILE ORGANICS ANALYSIS DATA SHEET

CLIENT SAMPLE NO.

690-SS-4(2"-2')-O

Lab Name: MITKEM LABORATORIES Contract:

Lab Code: MITKEM Case No.: H2643 Mod. Ref No.: SDG No.: SH2643

Matrix: (SOIL/SED/WATER) SOIL Lab Sample ID: H2643-08B

Sample wt/vol: 5.40 (g/mL) G Lab File ID: V5L4870.D

Level: (TRACE/LOW/MED) LOW Date Received: 12/29/2009

% Moisture: not dec. 7.0 Date Analyzed: 01/08/2010

GC Column: DB-624 ID: 0.25 (mm) Dilution Factor: 1.0

Soil Extract Volume: (uL) Soil Aliquot Volume: (uL)

Purge Volume: 10.0 (mL)

CAS NO.	COMPOUND	CONCENTRATION UNITS: (ug/L or ug/Kg) µG/KG	Q
1330-20-7	Xylene (Total)	5.0	U
100-42-5	Styrene	5.0	U
75-25-2	Bromoform	5.0	U
98-82-8	Isopropylbenzene	5.0	U
79-34-5	1,1,2,2-Tetrachloroethane	5.0	U
103-65-1	n-Propylbenzene	5.0	U
108-67-8	1,3,5-Trimethylbenzene	5.0	U
98-06-6	tert-Butylbenzene	5.0	U
95-63-6	1,2,4-Trimethylbenzene	5.0	U
135-98-8	sec-Butylbenzene	5.0	U
99-87-6	4-Isopropyltoluene	5.0	U
541-73-1	1,3-Dichlorobenzene	5.0	U
106-46-7	1,4-Dichlorobenzene	5.0	U
104-51-8	n-Butylbenzene	5.0	U
95-50-1	1,2-Dichlorobenzene	5.0	U
91-20-3	Naphthalene	5.0	U
110-75-8	2-Chloroethyl vinyl ether	5.0	U

1A - FORM I VOA-1

VOLATILE ORGANICS ANALYSIS DATA SHEET

CLIENT SAMPLE NO.

690-SS-5(0-2")-O

Lab Name: MITKEM LABORATORIES Contract:

Lab Code: MITKEM Case No.: H2643 Mod. Ref No.: SDG No.: SH2643

Matrix: (SOIL/SED/WATER) SOIL Lab Sample ID: H2643-09B

Sample wt/vol: 6.10 (g/mL) G Lab File ID: V6H1466.D

Level: (TRACE/LOW/MED) LOW Date Received: 12/29/2009

% Moisture: not dec. 15 Date Analyzed: 12/30/2009

GC Column: DB-624 ID: 0.25 (mm) Dilution Factor: 1.0

Soil Extract Volume: (uL) Soil Aliquot Volume: (uL)

Purge Volume: 10.0 (mL)

CAS NO.	COMPOUND	CONCENTRATION UNITS: (ug/L or ug/Kg) µG/KG	Q
74-87-3	Chloromethane	4.8	U
75-01-4	Vinyl chloride	4.8	U
74-83-9	Bromomethane	4.8	U
75-00-3	Chloroethane	4.8	U
75-69-4	Trichlorofluoromethane	4.8	U
75-35-4	1,1-Dichloroethene	4.8	U
67-64-1	Acetone	4.8	U J
75-15-0	Carbon disulfide	4.8	U
75-09-2	Methylene chloride	1.3	BJ
156-60-5	trans-1,2-Dichloroethene	4.8	U
1634-04-4	Methyl tert-butyl ether	4.8	U
75-34-3	1,1-Dichloroethane	4.8	U
108-05-4	Vinyl acetate	4.8	U
78-93-3	2-Butanone	4.8	U
156-59-2	cis-1,2-Dichloroethene	4.8	U
67-66-3	Chloroform	4.8	U
71-55-6	1,1,1-Trichloroethane	4.8	U
56-23-5	Carbon tetrachloride	4.8	U
107-06-2	1,2-Dichloroethane	4.8	U
71-43-2	Benzene	4.8	U
79-01-6	Trichloroethene	4.8	U
78-87-5	1,2-Dichloropropane	4.8	U
75-27-4	Bromodichloromethane	4.8	U
10061-01-5	cis-1,3-Dichloropropene	4.8	U
108-10-1	4-Methyl-2-pentanone	4.8	U
108-88-3	Toluene	4.8	U
10061-02-6	trans-1,3-Dichloropropene	4.8	U
79-00-5	1,1,2-Trichloroethane	4.8	U
127-18-4	Tetrachloroethene	4.8	U
591-78-6	2-Hexanone	4.8	U
124-48-1	Dibromochloromethane	4.8	U
108-90-7	Chlorobenzene	4.8	U
100-41-4	Ethylbenzene	4.8	U
1330-20-7	m,p-Xylene	4.8	U
95-47-6	o-Xylene	4.8	U

1B - FORM I VOA-2

VOLATILE ORGANICS ANALYSIS DATA SHEET

CLIENT SAMPLE NO.

690-SS-5(0-2")-O

Lab Name: MITKEM LABORATORIES Contract:

Lab Code: MITKEM Case No.: H2643 Mod. Ref No.: SDG No.: SH2643

Matrix: (SOIL/SED/WATER) SOIL Lab Sample ID: H2643-09B

Sample wt/vol: 6.10 (g/mL) G Lab File ID: V6H1466.D

Level: (TRACE/LOW/MED) LOW Date Received: 12/29/2009

% Moisture: not dec. 15 Date Analyzed: 12/30/2009

GC Column: DB-624 ID: 0.25 (mm) Dilution Factor: 1.0

Soil Extract Volume: (uL) Soil Aliquot Volume: (uL)

Purge Volume: 10.0 (mL)

CAS NO.	COMPOUND	CONCENTRATION UNITS: (ug/L or ug/Kg) µG/KG	Q
1330-20-7	Xylene (Total)	4.8	U
100-42-5	Styrene	4.8	U
75-25-2	Bromoform	4.8	U
98-82-8	Isopropylbenzene	4.8	U
79-34-5	1,1,2,2-Tetrachloroethane	4.8	U
103-65-1	n-Propylbenzene	4.8	U
108-67-8	1,3,5-Trimethylbenzene	4.8	U
98-06-6	tert-Butylbenzene	4.8	U
95-63-6	1,2,4-Trimethylbenzene	4.8	U
135-98-8	sec-Butylbenzene	4.8	U
99-87-6	4-Isopropyltoluene	4.8	U
541-73-1	1,3-Dichlorobenzene	4.8	U
106-46-7	1,4-Dichlorobenzene	4.8	U
104-51-8	n-Butylbenzene	4.8	U
95-50-1	1,2-Dichlorobenzene	4.8	U
91-20-3	Naphthalene	4.8	U
110-75-8	2-Chloroethyl vinyl ether	4.8	U

1A - FORM I VOA-1

VOLATILE ORGANICS ANALYSIS DATA SHEET

CLIENT SAMPLE NO.

690-SS-5(2"-2')-O

Lab Name: MITKEM LABORATORIES Contract:

Lab Code: MITKEM Case No.: H2643 Mod. Ref No.: SDG No.: SH2643

Matrix: (SOIL/SED/WATER) SOIL Lab Sample ID: H2643-10B

Sample wt/vol: 6.30 (g/mL) G Lab File ID: V6H1467.D

Level: (TRACE/LOW/MED) LOW Date Received: 12/29/2009

% Moisture: not dec. 17 Date Analyzed: 12/30/2009

GC Column: DB-624 ID: 0.25 (mm) Dilution Factor: 1.0

Soil Extract Volume: (uL) Soil Aliquot Volume: (uL)

Purge Volume: 10.0 (mL)

CAS NO.	COMPOUND	CONCENTRATION UNITS: (ug/L or ug/Kg) µG/KG	Q
74-87-3	Chloromethane	4.8	U
75-01-4	Vinyl chloride	4.8	U
74-83-9	Bromomethane	4.8	U
75-00-3	Chloroethane	4.8	U
75-69-4	Trichlorofluoromethane	4.8	U
75-35-4	1,1-Dichloroethene	4.8	U
67-64-1	Acetone	4.8	U J
75-15-0	Carbon disulfide	4.8	U
75-09-2	Methylene chloride	2.0	BJ
156-60-5	trans-1,2-Dichloroethene	4.8	U
1634-04-4	Methyl tert-butyl ether	4.8	U
75-34-3	1,1-Dichloroethane	4.8	U
108-05-4	Vinyl acetate	4.8	U
78-93-3	2-Butanone	4.8	U
156-59-2	cis-1,2-Dichloroethene	4.8	U
67-66-3	Chloroform	4.8	U
71-55-6	1,1,1-Trichloroethane	4.8	U
56-23-5	Carbon tetrachloride	4.8	U
107-06-2	1,2-Dichloroethane	4.8	U
71-43-2	Benzene	4.8	U
79-01-6	Trichloroethene	4.8	U
78-87-5	1,2-Dichloropropane	4.8	U
75-27-4	Bromodichloromethane	4.8	U
10061-01-5	cis-1,3-Dichloropropene	4.8	U
108-10-1	4-Methyl-2-pentanone	4.8	U
108-88-3	Toluene	4.8	U
10061-02-6	trans-1,3-Dichloropropene	4.8	U
79-00-5	1,1,2-Trichloroethane	4.8	U
127-18-4	Tetrachloroethene	4.8	U
591-78-6	2-Hexanone	4.8	U
124-48-1	Dibromochloromethane	4.8	U
108-90-7	Chlorobenzene	4.8	U
100-41-4	Ethylbenzene	4.8	U
1330-20-7	m,p-Xylene	4.8	U
95-47-6	o-Xylene	4.8	U

1B - FORM I VOA-2

VOLATILE ORGANICS ANALYSIS DATA SHEET

CLIENT SAMPLE NO.

690-SS-5(2"-2')-O

Lab Name: MITKEM LABORATORIES Contract:

Lab Code: MITKEM Case No.: H2643 Mod. Ref No.: SDG No.: SH2643

Matrix: (SOIL/SED/WATER) SOIL Lab Sample ID: H2643-10B

Sample wt/vol: 6.30 (g/mL) G Lab File ID: V6H1467.D

Level: (TRACE/LOW/MED) LOW Date Received: 12/29/2009

% Moisture: not dec. 17 Date Analyzed: 12/30/2009

GC Column: DB-624 ID: 0.25 (mm) Dilution Factor: 1.0

Soil Extract Volume: (uL) Soil Aliquot Volume: (uL)

Purge Volume: 10.0 (mL)

CAS NO.	COMPOUND	CONCENTRATION UNITS: (ug/L or ug/Kg) µG/KG	Q
1330-20-7	Xylene (Total)	4.8	U
100-42-5	Styrene	4.8	U
75-25-2	Bromoform	4.8	U
98-82-8	Isopropylbenzene	4.8	U
79-34-5	1,1,2,2-Tetrachloroethane	4.8	U
103-65-1	n-Propylbenzene	4.8	U
108-67-8	1,3,5-Trimethylbenzene	4.8	U
98-06-6	tert-Butylbenzene	4.8	U
95-63-6	1,2,4-Trimethylbenzene	4.8	U
135-98-8	sec-Butylbenzene	4.8	U
99-87-6	4-Isopropyltoluene	4.8	U
541-73-1	1,3-Dichlorobenzene	4.8	U
106-46-7	1,4-Dichlorobenzene	4.8	U
104-51-8	n-Butylbenzene	4.8	U
95-50-1	1,2-Dichlorobenzene	4.8	U
91-20-3	Naphthalene	4.8	U
110-75-8	2-Chloroethyl vinyl ether	4.8	U

1A - FORM I VOA-1

VOLATILE ORGANICS ANALYSIS DATA SHEET

CLIENT SAMPLE NO.

690-SS-6(0-2")-O

Lab Name: MITKEM LABORATORIES Contract:

Lab Code: MITKEM Case No.: H2643 Mod. Ref No.: SDG No.: SH2643

Matrix: (SOIL/SED/WATER) SOIL Lab Sample ID: H2643-11B

Sample wt/vol: 5.70 (g/mL) G Lab File ID: V6H1468.D

Level: (TRACE/LOW/MED) LOW Date Received: 12/29/2009

% Moisture: not dec. 13 Date Analyzed: 12/30/2009

GC Column: DB-624 ID: 0.25 (mm) Dilution Factor: 1.0

Soil Extract Volume: (uL) Soil Aliquot Volume: (uL)

Purge Volume: 10.0 (mL)

CAS NO.	COMPOUND	CONCENTRATION UNITS: (ug/L or ug/Kg) µG/KG	Q
74-87-3	Chloromethane	5.0	U
75-01-4	Vinyl chloride	5.0	U
74-83-9	Bromomethane	5.0	U
75-00-3	Chloroethane	5.0	U
75-69-4	Trichlorofluoromethane	5.0	U
75-35-4	1,1-Dichloroethene	5.0	U
67-64-1	Acetone	5.0	U J
75-15-0	Carbon disulfide	5.0	U
75-09-2	Methylene chloride	2.2	BJ
156-60-5	trans-1,2-Dichloroethene	5.0	U
1634-04-4	Methyl tert-butyl ether	5.0	U
75-34-3	1,1-Dichloroethane	5.0	U
108-05-4	Vinyl acetate	5.0	U
78-93-3	2-Butanone	5.0	U
156-59-2	cis-1,2-Dichloroethene	5.0	U
67-66-3	Chloroform	5.0	U
71-55-6	1,1,1-Trichloroethane	5.0	U
56-23-5	Carbon tetrachloride	5.0	U
107-06-2	1,2-Dichloroethane	5.0	U
71-43-2	Benzene	5.0	U
79-01-6	Trichloroethene	5.0	U
78-87-5	1,2-Dichloropropane	5.0	U
75-27-4	Bromodichloromethane	5.0	U
10061-01-5	cis-1,3-Dichloropropene	5.0	U
108-10-1	4-Methyl-2-pentanone	5.0	U
108-88-3	Toluene	5.0	U
10061-02-6	trans-1,3-Dichloropropene	5.0	U
79-00-5	1,1,2-Trichloroethane	5.0	U
127-18-4	Tetrachloroethene	5.0	U
591-78-6	2-Hexanone	5.0	U
124-48-1	Dibromochloromethane	5.0	U
108-90-7	Chlorobenzene	5.0	U
100-41-4	Ethylbenzene	5.0	U
1330-20-7	m,p-Xylene	5.0	U
95-47-6	o-Xylene	5.0	U

1B - FORM I VOA-2

VOLATILE ORGANICS ANALYSIS DATA SHEET

CLIENT SAMPLE NO.

690-SS-6(0-2")-O

Lab Name: MITKEM LABORATORIES Contract:

Lab Code: MITKEM Case No.: H2643 Mod. Ref No.: SDG No.: SH2643

Matrix: (SOIL/SED/WATER) SOIL Lab Sample ID: H2643-11B

Sample wt/vol: 5.70 (g/mL) G Lab File ID: V6H1468.D

Level: (TRACE/LOW/MED) LOW Date Received: 12/29/2009

% Moisture: not dec. 13 Date Analyzed: 12/30/2009

GC Column: DB-624 ID: 0.25 (mm) Dilution Factor: 1.0

Soil Extract Volume: (uL) Soil Aliquot Volume: (uL)

Purge Volume: 10.0 (mL)

CAS NO.	COMPOUND	CONCENTRATION UNITS: (ug/L or ug/Kg) µG/KG	Q
1330-20-7	Xylene (Total)	5.0	U
100-42-5	Styrene	5.0	U
75-25-2	Bromoform	5.0	U
98-82-8	Isopropylbenzene	5.0	U
79-34-5	1,1,2,2-Tetrachloroethane	5.0	U
103-65-1	n-Propylbenzene	5.0	U
108-67-8	1,3,5-Trimethylbenzene	5.0	U
98-06-6	tert-Butylbenzene	5.0	U
95-63-6	1,2,4-Trimethylbenzene	5.0	U
135-98-8	sec-Butylbenzene	5.0	U
99-87-6	4-Isopropyltoluene	5.0	U
541-73-1	1,3-Dichlorobenzene	5.0	U
106-46-7	1,4-Dichlorobenzene	5.0	U
104-51-8	n-Butylbenzene	5.0	U
95-50-1	1,2-Dichlorobenzene	5.0	U
91-20-3	Naphthalene	5.0	U
110-75-8	2-Chloroethyl vinyl ether	5.0	U

1A - FORM I VOA-1

VOLATILE ORGANICS ANALYSIS DATA SHEET

CLIENT SAMPLE NO.

690-SS-6(2"-2')-O

Lab Name: MITKEM LABORATORIES Contract:

Lab Code: MITKEM Case No.: H2643 Mod. Ref No.: SDG No.: SH2643

Matrix: (SOIL/SED/WATER) SOIL Lab Sample ID: H2643-12B

Sample wt/vol: 5.20 (g/mL) G Lab File ID: V5L4871.D

Level: (TRACE/LOW/MED) LOW Date Received: 12/29/2009

% Moisture: not dec. 12 Date Analyzed: 01/08/2010

GC Column: DB-624 ID: 0.25 (mm) Dilution Factor: 1.0

Soil Extract Volume: (uL) Soil Aliquot Volume: (uL)

Purge Volume: 10.0 (mL)

CAS NO.	COMPOUND	CONCENTRATION UNITS: (ug/L or ug/Kg) µG/KG	Q
74-87-3	Chloromethane	5.5	U
75-01-4	Vinyl chloride	5.5	U
74-83-9	Bromomethane	5.5	U
75-00-3	Chloroethane	5.5	U
75-69-4	Trichlorofluoromethane	5.5	U
75-35-4	1,1-Dichloroethene	5.5	U
67-64-1	Acetone	5.5	U
75-15-0	Carbon disulfide	5.5	U
75-09-2	Methylene chloride	5.5	U
156-60-5	trans-1,2-Dichloroethene	5.5	U
1634-04-4	Methyl tert-butyl ether	5.5	U
75-34-3	1,1-Dichloroethane	5.5	U
108-05-4	Vinyl acetate	5.5	U
78-93-3	2-Butanone	5.5	U
156-59-2	cis-1,2-Dichloroethene	5.5	U
67-66-3	Chloroform	5.5	U
71-55-6	1,1,1-Trichloroethane	5.5	U
56-23-5	Carbon tetrachloride	5.5	U
107-06-2	1,2-Dichloroethane	5.5	U
71-43-2	Benzene	5.5	U
79-01-6	Trichloroethene	5.5	U
78-87-5	1,2-Dichloropropane	5.5	U
75-27-4	Bromodichloromethane	5.5	U
10061-01-5	cis-1,3-Dichloropropene	5.5	U
108-10-1	4-Methyl-2-pentanone	5.5	U
108-88-3	Toluene	5.5	U
10061-02-6	trans-1,3-Dichloropropene	5.5	U
79-00-5	1,1,2-Trichloroethane	5.5	U
127-18-4	Tetrachloroethene	5.5	U
591-78-6	2-Hexanone	5.5	U
124-48-1	Dibromochloromethane	5.5	U
108-90-7	Chlorobenzene	5.5	U
100-41-4	Ethylbenzene	5.5	U
1330-20-7	m,p-Xylene	5.5	U
95-47-6	o-Xylene	5.5	U

1B - FORM I VOA-2

VOLATILE ORGANICS ANALYSIS DATA SHEET

CLIENT SAMPLE NO.

690-SS-6(2"-2')-O

Lab Name: MITKEM LABORATORIES Contract:

Lab Code: MITKEM Case No.: H2643 Mod. Ref No.: SDG No.: SH2643

Matrix: (SOIL/SED/WATER) SOIL Lab Sample ID: H2643-12B

Sample wt/vol: 5.20 (g/mL) G Lab File ID: V5L4871.D

Level: (TRACE/LOW/MED) LOW Date Received: 12/29/2009

% Moisture: not dec. 12 Date Analyzed: 01/08/2010

GC Column: DB-624 ID: 0.25 (mm) Dilution Factor: 1.0

Soil Extract Volume: (uL) Soil Aliquot Volume: (uL)

Purge Volume: 10.0 (mL)

CAS NO.	COMPOUND	CONCENTRATION UNITS: (ug/L or ug/Kg) µG/KG	Q
1330-20-7	Xylene (Total)	5.5	U
100-42-5	Styrene	5.5	U
75-25-2	Bromoform	5.5	U
98-82-8	Isopropylbenzene	5.5	U
79-34-5	1,1,2,2-Tetrachloroethane	5.5	U
103-65-1	n-Propylbenzene	5.5	U
108-67-8	1,3,5-Trimethylbenzene	5.5	U
98-06-6	tert-Butylbenzene	5.5	U
95-63-6	1,2,4-Trimethylbenzene	5.5	U
135-98-8	sec-Butylbenzene	5.5	U
99-87-6	4-Isopropyltoluene	5.5	U
541-73-1	1,3-Dichlorobenzene	5.5	U
106-46-7	1,4-Dichlorobenzene	5.5	U
104-51-8	n-Butylbenzene	5.5	U
95-50-1	1,2-Dichlorobenzene	5.5	U
91-20-3	Naphthalene	5.5	U
110-75-8	2-Chloroethyl vinyl ether	5.5	U

1A - FORM I VOA-1

VOLATILE ORGANICS ANALYSIS DATA SHEET

CLIENT SAMPLE NO.

690-SS-8(0-2")-O

Lab Name: MITKEM LABORATORIES Contract:

Lab Code: MITKEM Case No.: H2643 Mod. Ref No.: SDG No.: SH2643

Matrix: (SOIL/SED/WATER) SOIL Lab Sample ID: H2643-13B

Sample wt/vol: 5.00 (g/mL) G Lab File ID: V5L4872.D

Level: (TRACE/LOW/MED) LOW Date Received: 12/29/2009

% Moisture: not dec. 12 Date Analyzed: 01/08/2010

GC Column: DB-624 ID: 0.25 (mm) Dilution Factor: 1.0

Soil Extract Volume: (uL) Soil Aliquot Volume: (uL)

Purge Volume: 10.0 (mL)

CAS NO.	COMPOUND	CONCENTRATION UNITS: (ug/L or ug/Kg) µG/KG	Q
74-87-3	Chloromethane	5.7	U
75-01-4	Vinyl chloride	5.7	U
74-83-9	Bromomethane	5.7	U
75-00-3	Chloroethane	5.7	U
75-69-4	Trichlorofluoromethane	5.7	U
75-35-4	1,1-Dichloroethene	5.7	U
67-64-1	Acetone	5.7	U
75-15-0	Carbon disulfide	5.7	U
75-09-2	Methylene chloride	5.7	U
156-60-5	trans-1,2-Dichloroethene	5.7	U
1634-04-4	Methyl tert-butyl ether	5.7	U
75-34-3	1,1-Dichloroethane	5.7	U
108-05-4	Vinyl acetate	5.7	U
78-93-3	2-Butanone	5.7	U
156-59-2	cis-1,2-Dichloroethene	5.7	U
67-66-3	Chloroform	5.7	U
71-55-6	1,1,1-Trichloroethane	5.7	U
56-23-5	Carbon tetrachloride	5.7	U
107-06-2	1,2-Dichloroethane	5.7	U
71-43-2	Benzene	5.7	U
79-01-6	Trichloroethene	5.7	U
78-87-5	1,2-Dichloropropane	5.7	U
75-27-4	Bromodichloromethane	5.7	U
10061-01-5	cis-1,3-Dichloropropene	5.7	U
108-10-1	4-Methyl-2-pentanone	5.7	U
108-88-3	Toluene	5.7	U
10061-02-6	trans-1,3-Dichloropropene	5.7	U
79-00-5	1,1,2-Trichloroethane	5.7	U
127-18-4	Tetrachloroethene	5.7	U
591-78-6	2-Hexanone	5.7	U
124-48-1	Dibromochloromethane	5.7	U
108-90-7	Chlorobenzene	5.7	U
100-41-4	Ethylbenzene	5.7	U
1330-20-7	m,p-Xylene	5.7	U
95-47-6	o-Xylene	5.7	U

1B - FORM I VOA-2

VOLATILE ORGANICS ANALYSIS DATA SHEET

CLIENT SAMPLE NO.

690-SS-8(0-2")-O

Lab Name: MITKEM LABORATORIES Contract:

Lab Code: MITKEM Case No.: H2643 Mod. Ref No.: SDG No.: SH2643

Matrix: (SOIL/SED/WATER) SOIL Lab Sample ID: H2643-13B

Sample wt/vol: 5.00 (g/mL) G Lab File ID: V5L4872.D

Level: (TRACE/LOW/MED) LOW Date Received: 12/29/2009

% Moisture: not dec. 12 Date Analyzed: 01/08/2010

GC Column: DB-624 ID: 0.25 (mm) Dilution Factor: 1.0

Soil Extract Volume: (uL) Soil Aliquot Volume: (uL)

Purge Volume: 10.0 (mL)

CAS NO.	COMPOUND	CONCENTRATION UNITS: (ug/L or ug/Kg) µG/KG	Q
1330-20-7	Xylene (Total)	5.7	U
100-42-5	Styrene	5.7	U
75-25-2	Bromoform	5.7	U
98-82-8	Isopropylbenzene	5.7	U
79-34-5	1,1,2,2-Tetrachloroethane	5.7	U
103-65-1	n-Propylbenzene	5.7	U
108-67-8	1,3,5-Trimethylbenzene	5.7	U
98-06-6	tert-Butylbenzene	5.7	U
95-63-6	1,2,4-Trimethylbenzene	5.7	U
135-98-8	sec-Butylbenzene	5.7	U
99-87-6	4-Isopropyltoluene	5.7	U
541-73-1	1,3-Dichlorobenzene	5.7	U
106-46-7	1,4-Dichlorobenzene	5.7	U
104-51-8	n-Butylbenzene	5.7	U
95-50-1	1,2-Dichlorobenzene	5.7	U
91-20-3	Naphthalene	5.7	U
110-75-8	2-Chloroethyl vinyl ether	5.7	U

1A - FORM I VOA-1

VOLATILE ORGANICS ANALYSIS DATA SHEET

CLIENT SAMPLE NO.

690-SS-8(2"-2')-O

Lab Name: MITKEM LABORATORIES Contract:

Lab Code: MITKEM Case No.: H2643 Mod. Ref No.: SDG No.: SH2643

Matrix: (SOIL/SED/WATER) SOIL Lab Sample ID: H2643-14B

Sample wt/vol: 4.80 (g/mL) G Lab File ID: V5L4875.D

Level: (TRACE/LOW/MED) LOW Date Received: 12/29/2009

% Moisture: not dec. 10 Date Analyzed: 01/08/2010

GC Column: DB-624 ID: 0.25 (mm) Dilution Factor: 1.0

Soil Extract Volume: (uL) Soil Aliquot Volume: (uL)

Purge Volume: 10.0 (mL)

CAS NO.	COMPOUND	CONCENTRATION UNITS: (ug/L or ug/Kg) µG/KG	Q
74-87-3	Chloromethane	5.8	U
75-01-4	Vinyl chloride	5.8	U
74-83-9	Bromomethane	5.8	U
75-00-3	Chloroethane	5.8	U
75-69-4	Trichlorofluoromethane	5.8	U
75-35-4	1,1-Dichloroethene	5.8	U
67-64-1	Acetone	5.8	U
75-15-0	Carbon disulfide	5.8	U
75-09-2	Methylene chloride	5.8	U
156-60-5	trans-1,2-Dichloroethene	5.8	U
1634-04-4	Methyl tert-butyl ether	5.8	U
75-34-3	1,1-Dichloroethane	5.8	U
108-05-4	Vinyl acetate	5.8	U
78-93-3	2-Butanone	5.8	U
156-59-2	cis-1,2-Dichloroethene	5.8	U
67-66-3	Chloroform	5.8	U
71-55-6	1,1,1-Trichloroethane	5.8	U
56-23-5	Carbon tetrachloride	5.8	U
107-06-2	1,2-Dichloroethane	5.8	U
71-43-2	Benzene	5.8	U
79-01-6	Trichloroethene	5.8	U
78-87-5	1,2-Dichloropropane	5.8	U
75-27-4	Bromodichloromethane	5.8	U
10061-01-5	cis-1,3-Dichloropropene	5.8	U
108-10-1	4-Methyl-2-pentanone	5.8	U
108-88-3	Toluene	5.8	U
10061-02-6	trans-1,3-Dichloropropene	5.8	U
79-00-5	1,1,2-Trichloroethane	5.8	U
127-18-4	Tetrachloroethene	5.8	U
591-78-6	2-Hexanone	5.8	U
124-48-1	Dibromochloromethane	5.8	U
108-90-7	Chlorobenzene	5.8	U
100-41-4	Ethylbenzene	5.8	U
1330-20-7	m,p-Xylene	5.8	U
95-47-6	o-Xylene	5.8	U

1B - FORM I VOA-2

VOLATILE ORGANICS ANALYSIS DATA SHEET

CLIENT SAMPLE NO.

690-SS-8(2"-2')-O

Lab Name: MITKEM LABORATORIES Contract:

Lab Code: MITKEM Case No.: H2643 Mod. Ref No.: SDG No.: SH2643

Matrix: (SOIL/SED/WATER) SOIL Lab Sample ID: H2643-14B

Sample wt/vol: 4.80 (g/mL) G Lab File ID: V5L4875.D

Level: (TRACE/LOW/MED) LOW Date Received: 12/29/2009

% Moisture: not dec. 10 Date Analyzed: 01/08/2010

GC Column: DB-624 ID: 0.25 (mm) Dilution Factor: 1.0

Soil Extract Volume: (uL) Soil Aliquot Volume: (uL)

Purge Volume: 10.0 (mL)

CAS NO.	COMPOUND	CONCENTRATION UNITS: (ug/L or ug/Kg) µG/KG	Q
1330-20-7	Xylene (Total)	5.8	U
100-42-5	Styrene	5.8	U
75-25-2	Bromoform	5.8	U
98-82-8	Isopropylbenzene	5.8	U
79-34-5	1,1,2,2-Tetrachloroethane	5.8	U
103-65-1	n-Propylbenzene	5.8	U
108-67-8	1,3,5-Trimethylbenzene	5.8	U
98-06-6	tert-Butylbenzene	5.8	U
95-63-6	1,2,4-Trimethylbenzene	5.8	U
135-98-8	sec-Butylbenzene	5.8	U
99-87-6	4-Isopropyltoluene	5.8	U
541-73-1	1,3-Dichlorobenzene	5.8	U
106-46-7	1,4-Dichlorobenzene	5.8	U
104-51-8	n-Butylbenzene	5.8	U
95-50-1	1,2-Dichlorobenzene	5.8	U
91-20-3	Naphthalene	5.8	U
110-75-8	2-Chloroethyl vinyl ether	5.8	U

1A - FORM I VOA-1

VOLATILE ORGANICS ANALYSIS DATA SHEET

CLIENT SAMPLE NO.

690-SS-9(0-2")-O

Lab Name: MITKEM LABORATORIES Contract:

Lab Code: MITKEM Case No.: H2643 Mod. Ref No.: SDG No.: SH2643

Matrix: (SOIL/SED/WATER) SOIL Lab Sample ID: H2643-15B

Sample wt/vol: 5.40 (g/mL) G Lab File ID: V5L4877.D

Level: (TRACE/LOW/MED) LOW Date Received: 12/29/2009

% Moisture: not dec. 15 Date Analyzed: 01/08/2010

GC Column: DB-624 ID: 0.25 (mm) Dilution Factor: 1.0

Soil Extract Volume: (uL) Soil Aliquot Volume: (uL)

Purge Volume: 10.0 (mL)

CAS NO.	COMPOUND	CONCENTRATION UNITS: (ug/L or ug/Kg) µG/KG	Q
74-87-3	Chloromethane	5.4	U
75-01-4	Vinyl chloride	5.4	U
74-83-9	Bromomethane	5.4	U
75-00-3	Chloroethane	5.4	U
75-69-4	Trichlorofluoromethane	5.4	U
75-35-4	1,1-Dichloroethene	5.4	U
67-64-1	Acetone	5.4	U
75-15-0	Carbon disulfide	5.4	U
75-09-2	Methylene chloride	5.4	U
156-60-5	trans-1,2-Dichloroethene	5.4	U
1634-04-4	Methyl tert-butyl ether	5.4	U
75-34-3	1,1-Dichloroethane	5.4	U
108-05-4	Vinyl acetate	5.4	U
78-93-3	2-Butanone	5.4	U
156-59-2	cis-1,2-Dichloroethene	5.4	U
67-66-3	Chloroform	5.4	U
71-55-6	1,1,1-Trichloroethane	5.4	U
56-23-5	Carbon tetrachloride	5.4	U
107-06-2	1,2-Dichloroethane	5.4	U
71-43-2	Benzene	5.4	U
79-01-6	Trichloroethene	5.4	U
78-87-5	1,2-Dichloropropane	5.4	U
75-27-4	Bromodichloromethane	5.4	U
10061-01-5	cis-1,3-Dichloropropene	5.4	U
108-10-1	4-Methyl-2-pentanone	5.4	U
108-88-3	Toluene	5.4	U
10061-02-6	trans-1,3-Dichloropropene	5.4	U
79-00-5	1,1,2-Trichloroethane	5.4	U
127-18-4	Tetrachloroethene	5.4	U
591-78-6	2-Hexanone	5.4	U
124-48-1	Dibromochloromethane	5.4	U
108-90-7	Chlorobenzene	5.4	U
100-41-4	Ethylbenzene	5.4	U
1330-20-7	m,p-Xylene	5.4	U
95-47-6	o-Xylene	5.4	U

1B - FORM I VOA-2

VOLATILE ORGANICS ANALYSIS DATA SHEET

CLIENT SAMPLE NO.

690-SS-9(0-2")-O

Lab Name: MITKEM LABORATORIES Contract:

Lab Code: MITKEM Case No.: H2643 Mod. Ref No.: SDG No.: SH2643

Matrix: (SOIL/SED/WATER) SOIL Lab Sample ID: H2643-15B

Sample wt/vol: 5.40 (g/mL) G Lab File ID: V5L4877.D

Level: (TRACE/LOW/MED) LOW Date Received: 12/29/2009

% Moisture: not dec. 15 Date Analyzed: 01/08/2010

GC Column: DB-624 ID: 0.25 (mm) Dilution Factor: 1.0

Soil Extract Volume: (uL) Soil Aliquot Volume: (uL)

Purge Volume: 10.0 (mL)

CAS NO.	COMPOUND	CONCENTRATION UNITS: (ug/L or ug/Kg) µG/KG	Q
1330-20-7	Xylene (Total)	5.4	U
100-42-5	Styrene	5.4	U
75-25-2	Bromoform	5.4	U
98-82-8	Isopropylbenzene	5.4	U
79-34-5	1,1,2,2-Tetrachloroethane	5.4	U
103-65-1	n-Propylbenzene	5.4	U
108-67-8	1,3,5-Trimethylbenzene	5.4	U
98-06-6	tert-Butylbenzene	5.4	U
95-63-6	1,2,4-Trimethylbenzene	5.4	U
135-98-8	sec-Butylbenzene	5.4	U
99-87-6	4-Isopropyltoluene	5.4	U
541-73-1	1,3-Dichlorobenzene	5.4	U
106-46-7	1,4-Dichlorobenzene	5.4	U
104-51-8	n-Butylbenzene	5.4	U
95-50-1	1,2-Dichlorobenzene	5.4	U
91-20-3	Naphthalene	2.6	BJ
110-75-8	2-Chloroethyl vinyl ether	5.4	U

1A - FORM I VOA-1

VOLATILE ORGANICS ANALYSIS DATA SHEET

CLIENT SAMPLE NO.

690-SS-9(2"-2')-O

Lab Name: MITKEM LABORATORIES Contract:

Lab Code: MITKEM Case No.: H2643 Mod. Ref No.: SDG No.: SH2643

Matrix: (SOIL/SED/WATER) SOIL Lab Sample ID: H2643-16B

Sample wt/vol: 5.40 (g/mL) G Lab File ID: V6H1472.D

Level: (TRACE/LOW/MED) LOW Date Received: 12/29/2009

% Moisture: not dec. 13 Date Analyzed: 12/30/2009

GC Column: DB-624 ID: 0.25 (mm) Dilution Factor: 1.0

Soil Extract Volume: (uL) Soil Aliquot Volume: (uL)

Purge Volume: 10.0 (mL)

CAS NO.	COMPOUND	CONCENTRATION UNITS: (ug/L or ug/Kg) µG/KG	Q
74-87-3	Chloromethane	5.3	U
75-01-4	Vinyl chloride	5.3	U
74-83-9	Bromomethane	5.3	U
75-00-3	Chloroethane	5.3	U
75-69-4	Trichlorofluoromethane	5.3	U
75-35-4	1,1-Dichloroethene	5.3	U
67-64-1	Acetone	5.3	U
75-15-0	Carbon disulfide	5.3	U
75-09-2	Methylene chloride	1.2	BJ
156-60-5	trans-1,2-Dichloroethene	5.3	U
1634-04-4	Methyl tert-butyl ether	5.3	U
75-34-3	1,1-Dichloroethane	5.3	U
108-05-4	Vinyl acetate	5.3	U
78-93-3	2-Butanone	5.3	U
156-59-2	cis-1,2-Dichloroethene	5.3	U
67-66-3	Chloroform	5.3	U
71-55-6	1,1,1-Trichloroethane	5.3	U
56-23-5	Carbon tetrachloride	5.3	U
107-06-2	1,2-Dichloroethane	5.3	U
71-43-2	Benzene	5.3	U
79-01-6	Trichloroethene	5.3	U
78-87-5	1,2-Dichloropropane	5.3	U
75-27-4	Bromodichloromethane	5.3	U
10061-01-5	cis-1,3-Dichloropropene	5.3	U
108-10-1	4-Methyl-2-pentanone	5.3	U
108-88-3	Toluene	5.3	U
10061-02-6	trans-1,3-Dichloropropene	5.3	U
79-00-5	1,1,2-Trichloroethane	5.3	U
127-18-4	Tetrachloroethene	5.3	U
591-78-6	2-Hexanone	5.3	U
124-48-1	Dibromochloromethane	5.3	U
108-90-7	Chlorobenzene	5.3	U
100-41-4	Ethylbenzene	5.3	U
1330-20-7	m,p-Xylene	5.3	U
95-47-6	o-Xylene	5.3	U

1B - FORM I VOA-2

VOLATILE ORGANICS ANALYSIS DATA SHEET

CLIENT SAMPLE NO.

690-SS-9(2"-2')-O

Lab Name: MITKEM LABORATORIES Contract:

Lab Code: MITKEM Case No.: H2643 Mod. Ref No.: SDG No.: SH2643

Matrix: (SOIL/SED/WATER) SOIL Lab Sample ID: H2643-16B

Sample wt/vol: 5.40 (g/mL) G Lab File ID: V6H1472.D

Level: (TRACE/LOW/MED) LOW Date Received: 12/29/2009

% Moisture: not dec. 13 Date Analyzed: 12/30/2009

GC Column: DB-624 ID: 0.25 (mm) Dilution Factor: 1.0

Soil Extract Volume: (uL) Soil Aliquot Volume: (uL)

Purge Volume: 10.0 (mL)

CAS NO.	COMPOUND	CONCENTRATION UNITS: (ug/L or ug/Kg) µG/KG	Q
1330-20-7	Xylene (Total)	5.3	U
100-42-5	Styrene	5.3	U
75-25-2	Bromoform	5.3	U
98-82-8	Isopropylbenzene	5.3	U
79-34-5	1,1,2,2-Tetrachloroethane	5.3	U
103-65-1	n-Propylbenzene	5.3	U
108-67-8	1,3,5-Trimethylbenzene	5.3	U
98-06-6	tert-Butylbenzene	5.3	U
95-63-6	1,2,4-Trimethylbenzene	5.3	U
135-98-8	sec-Butylbenzene	5.3	U
99-87-6	4-Isopropyltoluene	5.3	U
541-73-1	1,3-Dichlorobenzene	5.3	U
106-46-7	1,4-Dichlorobenzene	5.3	U
104-51-8	n-Butylbenzene	5.3	U
95-50-1	1,2-Dichlorobenzene	5.3	U
91-20-3	Naphthalene	5.3	U
110-75-8	2-Chloroethyl vinyl ether	5.3	U

1A - FORM I VOA-1

VOLATILE ORGANICS ANALYSIS DATA SHEET

CLIENT SAMPLE NO.

690-SS-10(0-2")-O

Lab Name: MITKEM LABORATORIES Contract:

Lab Code: MITKEM Case No.: H2643 Mod. Ref No.: SDG No.: SH2643

Matrix: (SOIL/SED/WATER) SOIL Lab Sample ID: H2643-17B

Sample wt/vol: 5.50 (g/mL) G Lab File ID: V6H1473.D

Level: (TRACE/LOW/MED) LOW Date Received: 12/29/2009

% Moisture: not dec. 11 Date Analyzed: 12/30/2009

GC Column: DB-624 ID: 0.25 (mm) Dilution Factor: 1.0

Soil Extract Volume: (uL) Soil Aliquot Volume: (uL)

Purge Volume: 10.0 (mL)

CAS NO.	COMPOUND	CONCENTRATION UNITS: (ug/L or ug/Kg) µG/KG	Q
74-87-3	Chloromethane	5.1	U
75-01-4	Vinyl chloride	5.1	U
74-83-9	Bromomethane	5.1	U
75-00-3	Chloroethane	5.1	U
75-69-4	Trichlorofluoromethane	5.1	U
75-35-4	1,1-Dichloroethene	5.1	U
67-64-1	Acetone	5.1	U
75-15-0	Carbon disulfide	5.1	U
75-09-2	Methylene chloride	1.1	BJ
156-60-5	trans-1,2-Dichloroethene	5.1	U
1634-04-4	Methyl tert-butyl ether	5.1	U
75-34-3	1,1-Dichloroethane	5.1	U
108-05-4	Vinyl acetate	5.1	U
78-93-3	2-Butanone	5.1	U
156-59-2	cis-1,2-Dichloroethene	5.1	U
67-66-3	Chloroform	5.1	U
71-55-6	1,1,1-Trichloroethane	5.1	U
56-23-5	Carbon tetrachloride	5.1	U
107-06-2	1,2-Dichloroethane	5.1	U
71-43-2	Benzene	5.1	U
79-01-6	Trichloroethene	5.1	U
78-87-5	1,2-Dichloropropane	5.1	U
75-27-4	Bromodichloromethane	5.1	U
10061-01-5	cis-1,3-Dichloropropene	5.1	U
108-10-1	4-Methyl-2-pentanone	5.1	U
108-88-3	Toluene	5.1	U
10061-02-6	trans-1,3-Dichloropropene	5.1	U
79-00-5	1,1,2-Trichloroethane	5.1	U
127-18-4	Tetrachloroethene	5.1	U
591-78-6	2-Hexanone	5.1	U
124-48-1	Dibromochloromethane	5.1	U
108-90-7	Chlorobenzene	5.1	U
100-41-4	Ethylbenzene	5.1	U
1330-20-7	m,p-Xylene	5.1	U
95-47-6	o-Xylene	5.1	U

1B - FORM I VOA-2

VOLATILE ORGANICS ANALYSIS DATA SHEET

CLIENT SAMPLE NO.

690-SS-10(0-2")-O

Lab Name: MITKEM LABORATORIES Contract:

Lab Code: MITKEM Case No.: H2643 Mod. Ref No.: SDG No.: SH2643

Matrix: (SOIL/SED/WATER) SOIL Lab Sample ID: H2643-17B

Sample wt/vol: 5.50 (g/mL) G Lab File ID: V6H1473.D

Level: (TRACE/LOW/MED) LOW Date Received: 12/29/2009

% Moisture: not dec. 11 Date Analyzed: 12/30/2009

GC Column: DB-624 ID: 0.25 (mm) Dilution Factor: 1.0

Soil Extract Volume: (uL) Soil Aliquot Volume: (uL)

Purge Volume: 10.0 (mL)

CAS NO.	COMPOUND	CONCENTRATION UNITS: (ug/L or ug/Kg) µG/KG	Q
1330-20-7	Xylene (Total)	5.1	U
100-42-5	Styrene	5.1	U
75-25-2	Bromoform	5.1	U
98-82-8	Isopropylbenzene	5.1	U
79-34-5	1,1,2,2-Tetrachloroethane	5.1	U
103-65-1	n-Propylbenzene	5.1	U
108-67-8	1,3,5-Trimethylbenzene	5.1	U
98-06-6	tert-Butylbenzene	5.1	U
95-63-6	1,2,4-Trimethylbenzene	5.1	U
135-98-8	sec-Butylbenzene	5.1	U
99-87-6	4-Isopropyltoluene	5.1	U
541-73-1	1,3-Dichlorobenzene	5.1	U
106-46-7	1,4-Dichlorobenzene	5.1	U
104-51-8	n-Butylbenzene	5.1	U
95-50-1	1,2-Dichlorobenzene	5.1	U
91-20-3	Naphthalene	5.1	U
110-75-8	2-Chloroethyl vinyl ether	5.1	U

1A - FORM I VOA-1

VOLATILE ORGANICS ANALYSIS DATA SHEET

CLIENT SAMPLE NO.

690-SS-10(2"-2')
-O

Lab Name: MITKEM LABORATORIES Contract:

Lab Code: MITKEM Case No.: H2643 Mod. Ref No.: SDG No.: SH2643

Matrix: (SOIL/SED/WATER) SOIL Lab Sample ID: H2643-18B

Sample wt/vol: 4.90 (g/mL) G Lab File ID: V5L4879.D

Level: (TRACE/LOW/MED) LOW Date Received: 12/29/2009

% Moisture: not dec. 13 Date Analyzed: 01/08/2010

GC Column: DB-624 ID: 0.25 (mm) Dilution Factor: 1.0

Soil Extract Volume: (uL) Soil Aliquot Volume: (uL)

Purge Volume: 10.0 (mL)

CAS NO.	COMPOUND	CONCENTRATION UNITS: (ug/L or ug/Kg) µG/KG	Q
74-87-3	Chloromethane	5.9	U
75-01-4	Vinyl chloride	5.9	U
74-83-9	Bromomethane	5.9	U
75-00-3	Chloroethane	5.9	U
75-69-4	Trichlorofluoromethane	5.9	U
75-35-4	1,1-Dichloroethene	5.9	U
67-64-1	Acetone	5.9	U
75-15-0	Carbon disulfide	5.9	U
75-09-2	Methylene chloride	5.9	U
156-60-5	trans-1,2-Dichloroethene	5.9	U
1634-04-4	Methyl tert-butyl ether	5.9	U
75-34-3	1,1-Dichloroethane	5.9	U
108-05-4	Vinyl acetate	5.9	U
78-93-3	2-Butanone	5.9	U
156-59-2	cis-1,2-Dichloroethene	5.9	U
67-66-3	Chloroform	5.9	U
71-55-6	1,1,1-Trichloroethane	5.9	U
56-23-5	Carbon tetrachloride	5.9	U
107-06-2	1,2-Dichloroethane	5.9	U
71-43-2	Benzene	5.9	U
79-01-6	Trichloroethene	5.9	U
78-87-5	1,2-Dichloropropane	5.9	U
75-27-4	Bromodichloromethane	5.9	U
10061-01-5	cis-1,3-Dichloropropene	5.9	U
108-10-1	4-Methyl-2-pentanone	5.9	U
108-88-3	Toluene	5.9	U
10061-02-6	trans-1,3-Dichloropropene	5.9	U
79-00-5	1,1,2-Trichloroethane	5.9	U
127-18-4	Tetrachloroethene	5.9	U
591-78-6	2-Hexanone	5.9	U
124-48-1	Dibromochloromethane	5.9	U
108-90-7	Chlorobenzene	5.9	U
100-41-4	Ethylbenzene	5.9	U
1330-20-7	m,p-Xylene	5.9	U
95-47-6	o-Xylene	5.9	U

1B - FORM I VOA-2

VOLATILE ORGANICS ANALYSIS DATA SHEET

CLIENT SAMPLE NO.

690-SS-10(2"-2')
-O

Lab Name: MITKEM LABORATORIES Contract:

Lab Code: MITKEM Case No.: H2643 Mod. Ref No.: SDG No.: SH2643

Matrix: (SOIL/SED/WATER) SOIL Lab Sample ID: H2643-18B

Sample wt/vol: 4.90 (g/mL) G Lab File ID: V5L4879.D

Level: (TRACE/LOW/MED) LOW Date Received: 12/29/2009

% Moisture: not dec. 13 Date Analyzed: 01/08/2010

GC Column: DB-624 ID: 0.25 (mm) Dilution Factor: 1.0

Soil Extract Volume: (uL) Soil Aliquot Volume: (uL)

Purge Volume: 10.0 (mL)

CAS NO.	COMPOUND	CONCENTRATION UNITS: (ug/L or ug/Kg) µG/KG	Q
1330-20-7	Xylene (Total)	5.9	U
100-42-5	Styrene	5.9	U
75-25-2	Bromoform	5.9	U
98-82-8	Isopropylbenzene	5.9	U
79-34-5	1,1,2,2-Tetrachloroethane	5.9	U
103-65-1	n-Propylbenzene	5.9	U
108-67-8	1,3,5-Trimethylbenzene	5.9	U
98-06-6	tert-Butylbenzene	5.9	U
95-63-6	1,2,4-Trimethylbenzene	5.9	U
135-98-8	sec-Butylbenzene	5.9	U
99-87-6	4-Isopropyltoluene	5.9	U
541-73-1	1,3-Dichlorobenzene	5.9	U
106-46-7	1,4-Dichlorobenzene	5.9	U
104-51-8	n-Butylbenzene	5.9	U
95-50-1	1,2-Dichlorobenzene	5.9	U
91-20-3	Naphthalene	5.9	U
110-75-8	2-Chloroethyl vinyl ether	5.9	U

1A - FORM I VOA-1

VOLATILE ORGANICS ANALYSIS DATA SHEET

CLIENT SAMPLE NO.

690-TP-E-O

Lab Name: MITKEM LABORATORIES Contract:

Lab Code: MITKEM Case No.: H2643 Mod. Ref No.: SDG No.: SH2643

Matrix: (SOIL/SED/WATER) SOIL Lab Sample ID: H2643-19B

Sample wt/vol: 5.10 (g/mL) G Lab File ID: V5L4880.D

Level: (TRACE/LOW/MED) LOW Date Received: 12/29/2009

% Moisture: not dec. 7.0 Date Analyzed: 01/08/2010

GC Column: DB-624 ID: 0.25 (mm) Dilution Factor: 1.0

Soil Extract Volume: (uL) Soil Aliquot Volume: (uL)

Purge Volume: 10.0 (mL)

CAS NO.	COMPOUND	CONCENTRATION UNITS: (ug/L or ug/Kg) µG/KG	Q
74-87-3	Chloromethane	5.3	U
75-01-4	Vinyl chloride	5.3	U
74-83-9	Bromomethane	5.3	U
75-00-3	Chloroethane	5.3	U
75-69-4	Trichlorofluoromethane	5.3	U
75-35-4	1,1-Dichloroethene	5.3	U
67-64-1	Acetone	5.3	U
75-15-0	Carbon disulfide	5.3	U
75-09-2	Methylene chloride	5.3	U
156-60-5	trans-1,2-Dichloroethene	5.3	U
1634-04-4	Methyl tert-butyl ether	5.3	U
75-34-3	1,1-Dichloroethane	5.3	U
108-05-4	Vinyl acetate	5.3	U
78-93-3	2-Butanone	5.3	U
156-59-2	cis-1,2-Dichloroethene	5.3	U
67-66-3	Chloroform	5.3	U
71-55-6	1,1,1-Trichloroethane	5.3	U
56-23-5	Carbon tetrachloride	5.3	U
107-06-2	1,2-Dichloroethane	5.3	U
71-43-2	Benzene	5.3	U
79-01-6	Trichloroethene	5.3	U
78-87-5	1,2-Dichloropropane	5.3	U
75-27-4	Bromodichloromethane	5.3	U
10061-01-5	cis-1,3-Dichloropropene	5.3	U
108-10-1	4-Methyl-2-pentanone	5.3	U
108-88-3	Toluene	5.3	U
10061-02-6	trans-1,3-Dichloropropene	5.3	U
79-00-5	1,1,2-Trichloroethane	5.3	U
127-18-4	Tetrachloroethene	5.3	U
591-78-6	2-Hexanone	5.3	U
124-48-1	Dibromochloromethane	5.3	U
108-90-7	Chlorobenzene	5.3	U
100-41-4	Ethylbenzene	5.3	U
1330-20-7	m,p-Xylene	5.3	U
95-47-6	o-Xylene	5.3	U

1B - FORM I VOA-2

VOLATILE ORGANICS ANALYSIS DATA SHEET

CLIENT SAMPLE NO.

690-TP-E-O

Lab Name: MITKEM LABORATORIES Contract:

Lab Code: MITKEM Case No.: H2643 Mod. Ref No.: SDG No.: SH2643

Matrix: (SOIL/SED/WATER) SOIL Lab Sample ID: H2643-19B

Sample wt/vol: 5.10 (g/mL) G Lab File ID: V5L4880.D

Level: (TRACE/LOW/MED) LOW Date Received: 12/29/2009

% Moisture: not dec. 7.0 Date Analyzed: 01/08/2010

GC Column: DB-624 ID: 0.25 (mm) Dilution Factor: 1.0

Soil Extract Volume: (uL) Soil Aliquot Volume: (uL)

Purge Volume: 10.0 (mL)

CAS NO.	COMPOUND	CONCENTRATION UNITS: (ug/L or ug/Kg) µG/KG	Q
1330-20-7	Xylene (Total)	5.3	U
100-42-5	Styrene	5.3	U
75-25-2	Bromoform	5.3	U
98-82-8	Isopropylbenzene	5.3	U
79-34-5	1,1,2,2-Tetrachloroethane	5.3	U
103-65-1	n-Propylbenzene	5.3	U
108-67-8	1,3,5-Trimethylbenzene	5.3	U
98-06-6	tert-Butylbenzene	5.3	U
95-63-6	1,2,4-Trimethylbenzene	5.3	U
135-98-8	sec-Butylbenzene	5.3	U
99-87-6	4-Isopropyltoluene	5.3	U
541-73-1	1,3-Dichlorobenzene	5.3	U
106-46-7	1,4-Dichlorobenzene	5.3	U
104-51-8	n-Butylbenzene	5.3	U
95-50-1	1,2-Dichlorobenzene	5.3	U
91-20-3	Naphthalene	5.3	U
110-75-8	2-Chloroethyl vinyl ether	5.3	U

1A - FORM I VOA-1

VOLATILE ORGANICS ANALYSIS DATA SHEET

CLIENT SAMPLE NO.

690-TP-D-O

Lab Name: MITKEM LABORATORIES Contract:

Lab Code: MITKEM Case No.: H2643 Mod. Ref No.: SDG No.: SH2643

Matrix: (SOIL/SED/WATER) SOIL Lab Sample ID: H2643-20B

Sample wt/vol: 5.30 (g/mL) G Lab File ID: V5L4881.D

Level: (TRACE/LOW/MED) LOW Date Received: 12/29/2009

% Moisture: not dec. 14 Date Analyzed: 01/08/2010

GC Column: DB-624 ID: 0.25 (mm) Dilution Factor: 1.0

Soil Extract Volume: (uL) Soil Aliquot Volume: (uL)

Purge Volume: 10.0 (mL)

CAS NO.	COMPOUND	CONCENTRATION UNITS: (ug/L or ug/Kg) µG/KG	Q
74-87-3	Chloromethane	5.5	U
75-01-4	Vinyl chloride	5.5	U
74-83-9	Bromomethane	5.5	U
75-00-3	Chloroethane	5.5	U
75-69-4	Trichlorofluoromethane	5.5	U
75-35-4	1,1-Dichloroethene	5.5	U
67-64-1	Acetone	5.5	U
75-15-0	Carbon disulfide	5.5	U
75-09-2	Methylene chloride	5.5	U
156-60-5	trans-1,2-Dichloroethene	5.5	U
1634-04-4	Methyl tert-butyl ether	5.5	U
75-34-3	1,1-Dichloroethane	5.5	U
108-05-4	Vinyl acetate	5.5	U
78-93-3	2-Butanone	5.5	U
156-59-2	cis-1,2-Dichloroethene	5.5	U
67-66-3	Chloroform	5.5	U
71-55-6	1,1,1-Trichloroethane	5.5	U
56-23-5	Carbon tetrachloride	5.5	U
107-06-2	1,2-Dichloroethane	5.5	U
71-43-2	Benzene	5.5	U
79-01-6	Trichloroethene	5.5	U
78-87-5	1,2-Dichloropropane	5.5	U
75-27-4	Bromodichloromethane	5.5	U
10061-01-5	cis-1,3-Dichloropropene	5.5	U
108-10-1	4-Methyl-2-pentanone	5.5	U
108-88-3	Toluene	5.5	U
10061-02-6	trans-1,3-Dichloropropene	5.5	U
79-00-5	1,1,2-Trichloroethane	5.5	U
127-18-4	Tetrachloroethene	5.5	U
591-78-6	2-Hexanone	5.5	U
124-48-1	Dibromochloromethane	5.5	U
108-90-7	Chlorobenzene	5.5	U
100-41-4	Ethylbenzene	5.5	U
1330-20-7	m,p-Xylene	5.5	U
95-47-6	o-Xylene	5.5	U

1B - FORM I VOA-2

VOLATILE ORGANICS ANALYSIS DATA SHEET

CLIENT SAMPLE NO.

690-TP-D-O

Lab Name: MITKEM LABORATORIES Contract:

Lab Code: MITKEM Case No.: H2643 Mod. Ref No.: SDG No.: SH2643

Matrix: (SOIL/SED/WATER) SOIL Lab Sample ID: H2643-20B

Sample wt/vol: 5.30 (g/mL) G Lab File ID: V5L4881.D

Level: (TRACE/LOW/MED) LOW Date Received: 12/29/2009

% Moisture: not dec. 14 Date Analyzed: 01/08/2010

GC Column: DB-624 ID: 0.25 (mm) Dilution Factor: 1.0

Soil Extract Volume: (uL) Soil Aliquot Volume: (uL)

Purge Volume: 10.0 (mL)

CAS NO.	COMPOUND	CONCENTRATION UNITS: (ug/L or ug/Kg) µG/KG	Q
1330-20-7	Xylene (Total)	5.5	U
100-42-5	Styrene	5.5	U
75-25-2	Bromoform	5.5	U
98-82-8	Isopropylbenzene	5.5	U
79-34-5	1,1,2,2-Tetrachloroethane	5.5	U
103-65-1	n-Propylbenzene	5.5	U
108-67-8	1,3,5-Trimethylbenzene	5.5	U
98-06-6	tert-Butylbenzene	5.5	U
95-63-6	1,2,4-Trimethylbenzene	5.5	U
135-98-8	sec-Butylbenzene	5.5	U
99-87-6	4-Isopropyltoluene	5.5	U
541-73-1	1,3-Dichlorobenzene	5.5	U
106-46-7	1,4-Dichlorobenzene	5.5	U
104-51-8	n-Butylbenzene	5.5	U
95-50-1	1,2-Dichlorobenzene	5.5	U
91-20-3	Naphthalene	5.5	U
110-75-8	2-Chloroethyl vinyl ether	5.5	U

1A - FORM I VOA-1

VOLATILE ORGANICS ANALYSIS DATA SHEET

CLIENT SAMPLE NO.

690-TP-F-O

Lab Name: MITKEM LABORATORIES Contract:

Lab Code: MITKEM Case No.: H2643 Mod. Ref No.: SDG No.: SH2643

Matrix: (SOIL/SED/WATER) SOIL Lab Sample ID: H2643-21B

Sample wt/vol: 5.10 (g/mL) G Lab File ID: V5L4882.D

Level: (TRACE/LOW/MED) LOW Date Received: 12/29/2009

% Moisture: not dec. 13 Date Analyzed: 01/08/2010

GC Column: DB-624 ID: 0.25 (mm) Dilution Factor: 1.0

Soil Extract Volume: (uL) Soil Aliquot Volume: (uL)

Purge Volume: 10.0 (mL)

CAS NO.	COMPOUND	CONCENTRATION UNITS: (ug/L or ug/Kg) µG/KG	Q
74-87-3	Chloromethane	5.6	U
75-01-4	Vinyl chloride	5.6	U
74-83-9	Bromomethane	5.6	U
75-00-3	Chloroethane	5.6	U
75-69-4	Trichlorofluoromethane	5.6	U
75-35-4	1,1-Dichloroethene	5.6	U
67-64-1	Acetone	5.6	U
75-15-0	Carbon disulfide	5.6	U
75-09-2	Methylene chloride	5.6	U
156-60-5	trans-1,2-Dichloroethene	5.6	U
1634-04-4	Methyl tert-butyl ether	5.6	U
75-34-3	1,1-Dichloroethane	5.6	U
108-05-4	Vinyl acetate	5.6	U
78-93-3	2-Butanone	5.6	U
156-59-2	cis-1,2-Dichloroethene	1.9	J
67-66-3	Chloroform	5.6	U
71-55-6	1,1,1-Trichloroethane	5.6	U
56-23-5	Carbon tetrachloride	5.6	U
107-06-2	1,2-Dichloroethane	5.6	U
71-43-2	Benzene	5.6	U
79-01-6	Trichloroethene	10	
78-87-5	1,2-Dichloropropane	5.6	U
75-27-4	Bromodichloromethane	5.6	U
10061-01-5	cis-1,3-Dichloropropene	5.6	U
108-10-1	4-Methyl-2-pentanone	5.6	U
108-88-3	Toluene	5.6	U
10061-02-6	trans-1,3-Dichloropropene	5.6	U
79-00-5	1,1,2-Trichloroethane	5.6	U
127-18-4	Tetrachloroethene	5.6	U
591-78-6	2-Hexanone	5.6	U
124-48-1	Dibromochloromethane	5.6	U
108-90-7	Chlorobenzene	5.6	U
100-41-4	Ethylbenzene	5.6	U
1330-20-7	m,p-Xylene	5.6	U
95-47-6	o-Xylene	5.6	U

1B - FORM I VOA-2

VOLATILE ORGANICS ANALYSIS DATA SHEET

CLIENT SAMPLE NO.

690-TP-F-O

Lab Name: MITKEM LABORATORIES Contract:

Lab Code: MITKEM Case No.: H2643 Mod. Ref No.: SDG No.: SH2643

Matrix: (SOIL/SED/WATER) SOIL Lab Sample ID: H2643-21B

Sample wt/vol: 5.10 (g/mL) G Lab File ID: V5L4882.D

Level: (TRACE/LOW/MED) LOW Date Received: 12/29/2009

% Moisture: not dec. 13 Date Analyzed: 01/08/2010

GC Column: DB-624 ID: 0.25 (mm) Dilution Factor: 1.0

Soil Extract Volume: (uL) Soil Aliquot Volume: (uL)

Purge Volume: 10.0 (mL)

CAS NO.	COMPOUND	CONCENTRATION UNITS: (ug/L or ug/Kg) µG/KG	Q
1330-20-7	Xylene (Total)	5.6	U
100-42-5	Styrene	5.6	U
75-25-2	Bromoform	5.6	U
98-82-8	Isopropylbenzene	5.6	U
79-34-5	1,1,2,2-Tetrachloroethane	5.6	U
103-65-1	n-Propylbenzene	5.6	U
108-67-8	1,3,5-Trimethylbenzene	5.6	U
98-06-6	tert-Butylbenzene	5.6	U
95-63-6	1,2,4-Trimethylbenzene	5.6	U
135-98-8	sec-Butylbenzene	5.6	U
99-87-6	4-Isopropyltoluene	5.6	U
541-73-1	1,3-Dichlorobenzene	5.6	U
106-46-7	1,4-Dichlorobenzene	5.6	U
104-51-8	n-Butylbenzene	5.6	U
95-50-1	1,2-Dichlorobenzene	5.6	U
91-20-3	Naphthalene	5.6	U
110-75-8	2-Chloroethyl vinyl ether	5.6	U

1A - FORM I VOA-1

VOLATILE ORGANICS ANALYSIS DATA SHEET

CLIENT SAMPLE NO.

690-SS-3(2"-2')-D

Lab Name: MITKEM LABORATORIES Contract:

Lab Code: MITKEM Case No.: H2643 Mod. Ref No.: SDG No.: SH2643

Matrix: (SOIL/SED/WATER) SOIL Lab Sample ID: H2643-22B

Sample wt/vol: 5.20 (g/mL) G Lab File ID: V5L4883.D

Level: (TRACE/LOW/MED) LOW Date Received: 12/29/2009

% Moisture: not dec. 18 Date Analyzed: 01/08/2010

GC Column: DB-624 ID: 0.25 (mm) Dilution Factor: 1.0

Soil Extract Volume: (uL) Soil Aliquot Volume: (uL)

Purge Volume: 10.0 (mL)

CAS NO.	COMPOUND	CONCENTRATION UNITS: (ug/L or ug/Kg) µG/KG	Q
74-87-3	Chloromethane	5.9	U
75-01-4	Vinyl chloride	5.9	U
74-83-9	Bromomethane	5.9	U
75-00-3	Chloroethane	5.9	U
75-69-4	Trichlorofluoromethane	5.9	U
75-35-4	1,1-Dichloroethene	5.9	U
67-64-1	Acetone	5.9	U
75-15-0	Carbon disulfide	5.9	U
75-09-2	Methylene chloride	5.9	U
156-60-5	trans-1,2-Dichloroethene	5.9	U
1634-04-4	Methyl tert-butyl ether	5.9	U
75-34-3	1,1-Dichloroethane	5.9	U
108-05-4	Vinyl acetate	5.9	U
78-93-3	2-Butanone	5.9	U
156-59-2	cis-1,2-Dichloroethene	5.9	U
67-66-3	Chloroform	5.9	U
71-55-6	1,1,1-Trichloroethane	5.9	U
56-23-5	Carbon tetrachloride	5.9	U
107-06-2	1,2-Dichloroethane	5.9	U
71-43-2	Benzene	5.9	U
79-01-6	Trichloroethene	5.9	U
78-87-5	1,2-Dichloropropane	5.9	U
75-27-4	Bromodichloromethane	5.9	U
10061-01-5	cis-1,3-Dichloropropene	5.9	U
108-10-1	4-Methyl-2-pentanone	5.9	U
108-88-3	Toluene	5.9	U
10061-02-6	trans-1,3-Dichloropropene	5.9	U
79-00-5	1,1,2-Trichloroethane	5.9	U
127-18-4	Tetrachloroethene	5.9	U
591-78-6	2-Hexanone	5.9	U
124-48-1	Dibromochloromethane	5.9	U
108-90-7	Chlorobenzene	5.9	U
100-41-4	Ethylbenzene	5.9	U
1330-20-7	m,p-Xylene	5.9	U
95-47-6	o-Xylene	5.9	U

1B - FORM I VOA-2

VOLATILE ORGANICS ANALYSIS DATA SHEET

CLIENT SAMPLE NO.

690-SS-3(2"-2')-D

Lab Name: MITKEM LABORATORIES Contract:

Lab Code: MITKEM Case No.: H2643 Mod. Ref No.: SDG No.: SH2643

Matrix: (SOIL/SED/WATER) SOIL Lab Sample ID: H2643-22B

Sample wt/vol: 5.20 (g/mL) G Lab File ID: V5L4883.D

Level: (TRACE/LOW/MED) LOW Date Received: 12/29/2009

% Moisture: not dec. 18 Date Analyzed: 01/08/2010

GC Column: DB-624 ID: 0.25 (mm) Dilution Factor: 1.0

Soil Extract Volume: (uL) Soil Aliquot Volume: (uL)

Purge Volume: 10.0 (mL)

CAS NO.	COMPOUND	CONCENTRATION UNITS: (ug/L or ug/Kg) µG/KG	Q
1330-20-7	Xylene (Total)	5.9	U
100-42-5	Styrene	5.9	U
75-25-2	Bromoform	5.9	U
98-82-8	Isopropylbenzene	5.9	U
79-34-5	1,1,2,2-Tetrachloroethane	5.9	U
103-65-1	n-Propylbenzene	5.9	U
108-67-8	1,3,5-Trimethylbenzene	5.9	U
98-06-6	tert-Butylbenzene	5.9	U
95-63-6	1,2,4-Trimethylbenzene	5.9	U
135-98-8	sec-Butylbenzene	5.9	U
99-87-6	4-Isopropyltoluene	5.9	U
541-73-1	1,3-Dichlorobenzene	5.9	U
106-46-7	1,4-Dichlorobenzene	5.9	U
104-51-8	n-Butylbenzene	5.9	U
95-50-1	1,2-Dichlorobenzene	5.9	U
91-20-3	Naphthalene	5.9	U
110-75-8	2-Chloroethyl vinyl ether	5.9	U

1A - FORM I VOA-1

VOLATILE ORGANICS ANALYSIS DATA SHEET

CLIENT SAMPLE NO.

690-SS-5(0-2")-D

Lab Name: MITKEM LABORATORIES Contract:

Lab Code: MITKEM Case No.: H2643 Mod. Ref No.: SDG No.: SH2643

Matrix: (SOIL/SED/WATER) SOIL Lab Sample ID: H2643-23B

Sample wt/vol: 5.40 (g/mL) G Lab File ID: V5L4884.D

Level: (TRACE/LOW/MED) LOW Date Received: 12/29/2009

% Moisture: not dec. 16 Date Analyzed: 01/08/2010

GC Column: DB-624 ID: 0.25 (mm) Dilution Factor: 1.0

Soil Extract Volume: (uL) Soil Aliquot Volume: (uL)

Purge Volume: 10.0 (mL)

CAS NO.	COMPOUND	CONCENTRATION UNITS: (ug/L or ug/Kg) µG/KG	Q
74-87-3	Chloromethane	5.5	U
75-01-4	Vinyl chloride	5.5	U
74-83-9	Bromomethane	5.5	U
75-00-3	Chloroethane	5.5	U
75-69-4	Trichlorofluoromethane	5.5	U
75-35-4	1,1-Dichloroethene	5.5	U
67-64-1	Acetone	5.5	U
75-15-0	Carbon disulfide	5.5	U
75-09-2	Methylene chloride	5.5	U
156-60-5	trans-1,2-Dichloroethene	5.5	U
1634-04-4	Methyl tert-butyl ether	5.5	U
75-34-3	1,1-Dichloroethane	5.5	U
108-05-4	Vinyl acetate	5.5	U
78-93-3	2-Butanone	5.5	U
156-59-2	cis-1,2-Dichloroethene	5.5	U
67-66-3	Chloroform	5.5	U
71-55-6	1,1,1-Trichloroethane	5.5	U
56-23-5	Carbon tetrachloride	5.5	U
107-06-2	1,2-Dichloroethane	5.5	U
71-43-2	Benzene	5.5	U
79-01-6	Trichloroethene	5.5	U
78-87-5	1,2-Dichloropropane	5.5	U
75-27-4	Bromodichloromethane	5.5	U
10061-01-5	cis-1,3-Dichloropropene	5.5	U
108-10-1	4-Methyl-2-pentanone	5.5	U
108-88-3	Toluene	5.5	U
10061-02-6	trans-1,3-Dichloropropene	5.5	U
79-00-5	1,1,2-Trichloroethane	5.5	U
127-18-4	Tetrachloroethene	5.5	U
591-78-6	2-Hexanone	5.5	U
124-48-1	Dibromochloromethane	5.5	U
108-90-7	Chlorobenzene	5.5	U
100-41-4	Ethylbenzene	5.5	U
1330-20-7	m,p-Xylene	5.5	U
95-47-6	o-Xylene	5.5	U

1B - FORM I VOA-2

VOLATILE ORGANICS ANALYSIS DATA SHEET

CLIENT SAMPLE NO.

690-SS-5(0-2")-D

Lab Name: MITKEM LABORATORIES Contract:

Lab Code: MITKEM Case No.: H2643 Mod. Ref No.: SDG No.: SH2643

Matrix: (SOIL/SED/WATER) SOIL Lab Sample ID: H2643-23B

Sample wt/vol: 5.40 (g/mL) G Lab File ID: V5L4884.D

Level: (TRACE/LOW/MED) LOW Date Received: 12/29/2009

% Moisture: not dec. 16 Date Analyzed: 01/08/2010

GC Column: DB-624 ID: 0.25 (mm) Dilution Factor: 1.0

Soil Extract Volume: (uL) Soil Aliquot Volume: (uL)

Purge Volume: 10.0 (mL)

CAS NO.	COMPOUND	CONCENTRATION UNITS: (ug/L or ug/Kg) µG/KG	Q
1330-20-7	Xylene (Total)	5.5	U
100-42-5	Styrene	5.5	U
75-25-2	Bromoform	5.5	U
98-82-8	Isopropylbenzene	5.5	U
79-34-5	1,1,2,2-Tetrachloroethane	5.5	U
103-65-1	n-Propylbenzene	5.5	U
108-67-8	1,3,5-Trimethylbenzene	5.5	U
98-06-6	tert-Butylbenzene	5.5	U
95-63-6	1,2,4-Trimethylbenzene	5.5	U
135-98-8	sec-Butylbenzene	5.5	U
99-87-6	4-Isopropyltoluene	5.5	U
541-73-1	1,3-Dichlorobenzene	5.5	U
106-46-7	1,4-Dichlorobenzene	5.5	U
104-51-8	n-Butylbenzene	5.5	U
95-50-1	1,2-Dichlorobenzene	5.5	U
91-20-3	Naphthalene	5.5	U
110-75-8	2-Chloroethyl vinyl ether	5.5	U

1A - FORM I VOA-1

VOLATILE ORGANICS ANALYSIS DATA SHEET

CLIENT SAMPLE NO.

690-FB1-O

Lab Name: MITKEM LABORATORIES Contract:

Lab Code: MITKEM Case No.: H2643 Mod. Ref No.: SDG No.: SH2643

Matrix: (SOIL/SED/WATER) WATER Lab Sample ID: H2643-24A

Sample wt/vol: 5.00 (g/mL) ML Lab File ID: V1L0112.D

Level: (TRACE/LOW/MED) LOW Date Received: 12/29/2009

% Moisture: not dec. Date Analyzed: 01/05/2010

GC Column: DB-624 ID: 0.25 (mm) Dilution Factor: 1.0

Soil Extract Volume: (uL) Soil Aliquot Volume: (uL)

Purge Volume: 5.0 (mL)

CAS NO.	COMPOUND	CONCENTRATION UNITS: (ug/L or ug/Kg) µG/L	Q
74-87-3	Chloromethane	5.0	U
75-01-4	Vinyl chloride	5.0	U
74-83-9	Bromomethane	5.0	U
75-00-3	Chloroethane	5.0	U
75-69-4	Trichlorofluoromethane	5.0	U
75-35-4	1,1-Dichloroethene	5.0	U
67-64-1	Acetone	~~5.0~~ 1.7	~~U~~ J
75-15-0	Carbon disulfide	5.0	U
75-09-2	Methylene chloride	5.0	U
156-60-5	trans-1,2-Dichloroethene	5.0	U
1634-04-4	Methyl tert-butyl ether	5.0	U
75-34-3	1,1-Dichloroethane	5.0	U
108-05-4	Vinyl acetate	5.0	U
78-93-3	2-Butanone	~~5.0~~ 1.8	~~U~~ J
156-59-2	cis-1,2-Dichloroethene	5.0	U
67-66-3	Chloroform	5.0	U
71-55-6	1,1,1-Trichloroethane	5.0	U
56-23-5	Carbon tetrachloride	5.0	U
107-06-2	1,2-Dichloroethane	5.0	U
71-43-2	Benzene	5.0	U
79-01-6	Trichloroethene	5.0	U
78-87-5	1,2-Dichloropropane	5.0	U
75-27-4	Bromodichloromethane	5.0	U
10061-01-5	cis-1,3-Dichloropropene	5.0	U
108-10-1	4-Methyl-2-pentanone	5.0	U
108-88-3	Toluene	5.0	U
10061-02-6	trans-1,3-Dichloropropene	5.0	U
79-00-5	1,1,2-Trichloroethane	5.0	U
127-18-4	Tetrachloroethene	5.0	U
591-78-6	2-Hexanone	5.0	U
124-48-1	Dibromochloromethane	5.0	U
108-90-7	Chlorobenzene	5.0	U
100-41-4	Ethylbenzene	5.0	U
1330-20-7	m,p-Xylene	5.0	U
95-47-6	o-Xylene	5.0	U

1B - FORM I VOA-2

VOLATILE ORGANICS ANALYSIS DATA SHEET

CLIENT SAMPLE NO.

690-FB1-O

Lab Name: MITKEM LABORATORIES Contract:

Lab Code: MITKEM Case No.: H2643 Mod. Ref No.: SDG No.: SH2643

Matrix: (SOIL/SED/WATER) WATER Lab Sample ID: H2643-24A

Sample wt/vol: 5.00 (g/mL) ML Lab File ID: V1L0112.D

Level: (TRACE/LOW/MED) LOW Date Received: 12/29/2009

% Moisture: not dec. Date Analyzed: 01/05/2010

GC Column: DB-624 ID: 0.25 (mm) Dilution Factor: 1.0

Soil Extract Volume: (uL) Soil Aliquot Volume: (uL)

Purge Volume: 5.0 (mL)

CAS NO.	COMPOUND	CONCENTRATION UNITS: (ug/L or ug/Kg) µG/L	Q
1330-20-7	Xylene (Total)	5.0	U
100-42-5	Styrene	5.0	U
75-25-2	Bromoform	5.0	U
98-82-8	Isopropylbenzene	5.0	U
79-34-5	1,1,2,2-Tetrachloroethane	5.0	U
103-65-1	n-Propylbenzene	5.0	U
108-67-8	1,3,5-Trimethylbenzene	5.0	U
98-06-6	tert-Butylbenzene	5.0	U
95-63-6	1,2,4-Trimethylbenzene	5.0	U
135-98-8	sec-Butylbenzene	5.0	U
99-87-6	4-Isopropyltoluene	5.0	U
541-73-1	1,3-Dichlorobenzene	5.0	U
106-46-7	1,4-Dichlorobenzene	5.0	U
104-51-8	n-Butylbenzene	5.0	U
95-50-1	1,2-Dichlorobenzene	5.0	U
91-20-3	Naphthalene	5.0	U
110-75-8	2-Chloroethyl vinyl ether	5.0	U

1A - FORM I VOA-1

VOLATILE ORGANICS ANALYSIS DATA SHEET

CLIENT SAMPLE NO.

690-FB2-O

Lab Name: MITKEM LABORATORIES Contract:

Lab Code: MITKEM Case No.: H2643 Mod. Ref No.: SDG No.: SH2643

Matrix: (SOIL/SED/WATER) WATER Lab Sample ID: H2643-25A

Sample wt/vol: 5.00 (g/mL) ML Lab File ID: V1L0113.D

Level: (TRACE/LOW/MED) LOW Date Received: 12/29/2009

% Moisture: not dec. Date Analyzed: 01/05/2010

GC Column: DB-624 ID: 0.25 (mm) Dilution Factor: 1.0

Soil Extract Volume: (uL) Soil Aliquot Volume: (uL)

Purge Volume: 5.0 (mL)

CAS NO.	COMPOUND	CONCENTRATION UNITS: (ug/L or ug/Kg) µG/L	Q
74-87-3	Chloromethane	5.0	U
75-01-4	Vinyl chloride	5.0	U
74-83-9	Bromomethane	5.0	U
75-00-3	Chloroethane	5.0	U
75-69-4	Trichlorofluoromethane	5.0	U
75-35-4	1,1-Dichloroethene	5.0	U
67-64-1	Acetone	5.0	U
75-15-0	Carbon disulfide	5.0	U
75-09-2	Methylene chloride	5.0	U
156-60-5	trans-1,2-Dichloroethene	5.0	U
1634-04-4	Methyl tert-butyl ether	5.0	U
75-34-3	1,1-Dichloroethane	5.0	U
108-05-4	Vinyl acetate	5.0	U
78-93-3	2-Butanone	5.0	U
156-59-2	cis-1,2-Dichloroethene	5.0	U
67-66-3	Chloroform	5.0	U
71-55-6	1,1,1-Trichloroethane	5.0	U
56-23-5	Carbon tetrachloride	5.0	U
107-06-2	1,2-Dichloroethane	5.0	U
71-43-2	Benzene	5.0	U
79-01-6	Trichloroethene	5.0	U
78-87-5	1,2-Dichloropropane	5.0	U
75-27-4	Bromodichloromethane	5.0	U
10061-01-5	cis-1,3-Dichloropropene	5.0	U
108-10-1	4-Methyl-2-pentanone	5.0	U
108-88-3	Toluene	5.0	U
10061-02-6	trans-1,3-Dichloropropene	5.0	U
79-00-5	1,1,2-Trichloroethane	5.0	U
127-18-4	Tetrachloroethene	5.0	U
591-78-6	2-Hexanone	5.0	U
124-48-1	Dibromochloromethane	5.0	U
108-90-7	Chlorobenzene	5.0	U
100-41-4	Ethylbenzene	5.0	U
1330-20-7	m,p-Xylene	5.0	U
95-47-6	o-Xylene	5.0	U

1B - FORM I VOA-2

VOLATILE ORGANICS ANALYSIS DATA SHEET

CLIENT SAMPLE NO.

690-FB2-O

Lab Name: MITKEM LABORATORIES Contract:

Lab Code: MITKEM Case No.: H2643 Mod. Ref No.: SDG No.: SH2643

Matrix: (SOIL/SED/WATER) WATER Lab Sample ID: H2643-25A

Sample wt/vol: 5.00 (g/mL) ML Lab File ID: V1L0113.D

Level: (TRACE/LOW/MED) LOW Date Received: 12/29/2009

% Moisture: not dec. Date Analyzed: 01/05/2010

GC Column: DB-624 ID: 0.25 (mm) Dilution Factor: 1.0

Soil Extract Volume: (uL) Soil Aliquot Volume: (uL)

Purge Volume: 5.0 (mL)

CAS NO.	COMPOUND	CONCENTRATION UNITS: (ug/L or ug/Kg) µG/L	Q
1330-20-7	Xylene (Total)	5.0	U
100-42-5	Styrene	5.0	U
75-25-2	Bromoform	5.0	U
98-82-8	Isopropylbenzene	5.0	U
79-34-5	1,1,2,2-Tetrachloroethane	5.0	U
103-65-1	n-Propylbenzene	5.0	U
108-67-8	1,3,5-Trimethylbenzene	5.0	U
98-06-6	tert-Butylbenzene	5.0	U
95-63-6	1,2,4-Trimethylbenzene	5.0	U
135-98-8	sec-Butylbenzene	5.0	U
99-87-6	4-Isopropyltoluene	5.0	U
541-73-1	1,3-Dichlorobenzene	5.0	U
106-46-7	1,4-Dichlorobenzene	5.0	U
104-51-8	n-Butylbenzene	5.0	U
95-50-1	1,2-Dichlorobenzene	5.0	U
91-20-3	Naphthalene	5.0	U
110-75-8	2-Chloroethyl vinyl ether	5.0	U

1A - FORM I VOA-1

VOLATILE ORGANICS ANALYSIS DATA SHEET

CLIENT SAMPLE NO.

690-TB1-O

Lab Name: MITKEM LABORATORIES Contract:

Lab Code: MITKEM Case No.: H2643 Mod. Ref No.: SDG No.: SH2643

Matrix: (SOIL/SED/WATER) WATER Lab Sample ID: H2643-26A

Sample wt/vol: 5.00 (g/mL) ML Lab File ID: V1L0110.D

Level: (TRACE/LOW/MED) LOW Date Received: 12/29/2009

% Moisture: not dec. Date Analyzed: 01/05/2010

GC Column: DB-624 ID: 0.25 (mm) Dilution Factor: 1.0

Soil Extract Volume: (uL) Soil Aliquot Volume: (uL)

Purge Volume: 5.0 (mL)

CAS NO.	COMPOUND	CONCENTRATION UNITS: (ug/L or ug/Kg) µG/L	Q
74-87-3	Chloromethane	5.0	U
75-01-4	Vinyl chloride	5.0	U
74-83-9	Bromomethane	5.0	U
75-00-3	Chloroethane	5.0	U
75-69-4	Trichlorofluoromethane	5.0	U
75-35-4	1,1-Dichloroethene	5.0	U
67-64-1	Acetone	5.0	U
75-15-0	Carbon disulfide	5.0	U
75-09-2	Methylene chloride	5.0	U
156-60-5	trans-1,2-Dichloroethene	5.0	U
1634-04-4	Methyl tert-butyl ether	5.0	U
75-34-3	1,1-Dichloroethane	5.0	U
108-05-4	Vinyl acetate	5.0	U
78-93-3	2-Butanone	5.0	U
156-59-2	cis-1,2-Dichloroethene	5.0	U
67-66-3	Chloroform	5.0	U
71-55-6	1,1,1-Trichloroethane	5.0	U
56-23-5	Carbon tetrachloride	5.0	U
107-06-2	1,2-Dichloroethane	5.0	U
71-43-2	Benzene	5.0	U
79-01-6	Trichloroethene	5.0	U
78-87-5	1,2-Dichloropropane	5.0	U
75-27-4	Bromodichloromethane	5.0	U
10061-01-5	cis-1,3-Dichloropropene	5.0	U
108-10-1	4-Methyl-2-pentanone	5.0	U
108-88-3	Toluene	5.0	U
10061-02-6	trans-1,3-Dichloropropene	5.0	U
79-00-5	1,1,2-Trichloroethane	5.0	U
127-18-4	Tetrachloroethene	5.0	U
591-78-6	2-Hexanone	5.0	U
124-48-1	Dibromochloromethane	5.0	U
108-90-7	Chlorobenzene	5.0	U
100-41-4	Ethylbenzene	5.0	U
1330-20-7	m,p-Xylene	5.0	U
95-47-6	o-Xylene	5.0	U

1B - FORM I VOA-2

VOLATILE ORGANICS ANALYSIS DATA SHEET

CLIENT SAMPLE NO.

690-TB1-O

Lab Name: MITKEM LABORATORIES Contract:

Lab Code: MITKEM Case No.: H2643 Mod. Ref No.: SDG No.: SH2643

Matrix: (SOIL/SED/WATER) WATER Lab Sample ID: H2643-26A

Sample wt/vol: 5.00 (g/mL) ML Lab File ID: V1L0110.D

Level: (TRACE/LOW/MED) LOW Date Received: 12/29/2009

% Moisture: not dec. Date Analyzed: 01/05/2010

GC Column: DB-624 ID: 0.25 (mm) Dilution Factor: 1.0

Soil Extract Volume: (uL) Soil Aliquot Volume: (uL)

Purge Volume: 5.0 (mL)

CAS NO.	COMPOUND	CONCENTRATION UNITS: (ug/L or ug/Kg) µG/L	Q
1330-20-7	Xylene (Total)	5.0	U
100-42-5	Styrene	5.0	U
75-25-2	Bromoform	5.0	U
98-82-8	Isopropylbenzene	5.0	U
79-34-5	1,1,2,2-Tetrachloroethane	5.0	U
103-65-1	n-Propylbenzene	5.0	U
108-67-8	1,3,5-Trimethylbenzene	5.0	U
98-06-6	tert-Butylbenzene	5.0	U
95-63-6	1,2,4-Trimethylbenzene	5.0	U
135-98-8	sec-Butylbenzene	5.0	U
99-87-6	4-Isopropyltoluene	5.0	U
541-73-1	1,3-Dichlorobenzene	5.0	U
106-46-7	1,4-Dichlorobenzene	5.0	U
104-51-8	n-Butylbenzene	5.0	U
95-50-1	1,2-Dichlorobenzene	5.0	U
91-20-3	Naphthalene	5.0	U
110-75-8	2-Chloroethyl vinyl ether	5.0	U

1A - FORM I VOA-1

VOLATILE ORGANICS ANALYSIS DATA SHEET

CLIENT SAMPLE NO.

690-TB2-O

Lab Name: MITKEM LABORATORIES Contract:

Lab Code: MITKEM Case No.: H2643 Mod. Ref No.: SDG No.: SH2643

Matrix: (SOIL/SED/WATER) WATER Lab Sample ID: H2643-27A

Sample wt/vol: 5.00 (g/mL) ML Lab File ID: V1L0111.D

Level: (TRACE/LOW/MED) LOW Date Received: 12/29/2009

% Moisture: not dec. Date Analyzed: 01/05/2010

GC Column: DB-624 ID: 0.25 (mm) Dilution Factor: 1.0

Soil Extract Volume: (uL) Soil Aliquot Volume: (uL)

Purge Volume: 5.0 (mL)

CAS NO.	COMPOUND	CONCENTRATION UNITS: (ug/L or ug/Kg) µG/L	Q
74-87-3	Chloromethane	5.0	U
75-01-4	Vinyl chloride	5.0	U
74-83-9	Bromomethane	5.0	U
75-00-3	Chloroethane	5.0	U
75-69-4	Trichlorofluoromethane	5.0	U
75-35-4	1,1-Dichloroethene	5.0	U
67-64-1	Acetone	5.0	U
75-15-0	Carbon disulfide	5.0	U
75-09-2	Methylene chloride	5.0	U
156-60-5	trans-1,2-Dichloroethene	5.0	U
1634-04-4	Methyl tert-butyl ether	5.0	U
75-34-3	1,1-Dichloroethane	5.0	U
108-05-4	Vinyl acetate	5.0	U
78-93-3	2-Butanone	5.0	U
156-59-2	cis-1,2-Dichloroethene	5.0	U
67-66-3	Chloroform	5.0	U
71-55-6	1,1,1-Trichloroethane	5.0	U
56-23-5	Carbon tetrachloride	5.0	U
107-06-2	1,2-Dichloroethane	5.0	U
71-43-2	Benzene	5.0	U
79-01-6	Trichloroethene	5.0	U
78-87-5	1,2-Dichloropropane	5.0	U
75-27-4	Bromodichloromethane	5.0	U
10061-01-5	cis-1,3-Dichloropropene	5.0	U
108-10-1	4-Methyl-2-pentanone	5.0	U
108-88-3	Toluene	5.0	U
10061-02-6	trans-1,3-Dichloropropene	5.0	U
79-00-5	1,1,2-Trichloroethane	5.0	U
127-18-4	Tetrachloroethene	5.0	U
591-78-6	2-Hexanone	5.0	U
124-48-1	Dibromochloromethane	5.0	U
108-90-7	Chlorobenzene	5.0	U
100-41-4	Ethylbenzene	5.0	U
1330-20-7	m,p-Xylene	5.0	U
95-47-6	o-Xylene	5.0	U

1B - FORM I VOA-2

VOLATILE ORGANICS ANALYSIS DATA SHEET

CLIENT SAMPLE NO.

690-TB2-O

Lab Name: MITKEM LABORATORIES Contract:

Lab Code: MITKEM Case No.: H2643 Mod. Ref No.: SDG No.: SH2643

Matrix: (SOIL/SED/WATER) WATER Lab Sample ID: H2643-27A

Sample wt/vol: 5.00 (g/mL) ML Lab File ID: V1L0111.D

Level: (TRACE/LOW/MED) LOW Date Received: 12/29/2009

% Moisture: not dec. Date Analyzed: 01/05/2010

GC Column: DB-624 ID: 0.25 (mm) Dilution Factor: 1.0

Soil Extract Volume: (uL) Soil Aliquot Volume: (uL)

Purge Volume: 5.0 (mL)

CAS NO.	COMPOUND	CONCENTRATION UNITS: (ug/L or ug/Kg) µG/L	Q
1330-20-7	Xylene (Total)	5.0	U
100-42-5	Styrene	5.0	U
75-25-2	Bromoform	5.0	U
98-82-8	Isopropylbenzene	5.0	U
79-34-5	1,1,2,2-Tetrachloroethane	5.0	U
103-65-1	n-Propylbenzene	5.0	U
108-67-8	1,3,5-Trimethylbenzene	5.0	U
98-06-6	tert-Butylbenzene	5.0	U
95-63-6	1,2,4-Trimethylbenzene	5.0	U
135-98-8	sec-Butylbenzene	5.0	U
99-87-6	4-Isopropyltoluene	5.0	U
541-73-1	1,3-Dichlorobenzene	5.0	U
106-46-7	1,4-Dichlorobenzene	5.0	U
104-51-8	n-Butylbenzene	5.0	U
95-50-1	1,2-Dichlorobenzene	5.0	U
91-20-3	Naphthalene	5.0	U
110-75-8	2-Chloroethyl vinyl ether	5.0	U

1A - FORM I VOA-1

VOLATILE ORGANICS ANALYSIS DATA SHEET

CLIENT SAMPLE NO.

MB-48391

Lab Name: MITKEM LABORATORIES Contract:

Lab Code: MITKEM Case No.: H2643 Mod. Ref No.: SDG No.: SH2643

Matrix: (SOIL/SED/WATER) WATER Lab Sample ID: MB-48391

Sample wt/vol: 5.00 (g/mL) ML Lab File ID: V1L0096.D

Level: (TRACE/LOW/MED) LOW Date Received:

% Moisture: not dec. Date Analyzed: 01/05/2010

GC Column: DB-624 ID: 0.25 (mm) Dilution Factor: 1.0

Soil Extract Volume: (uL) Soil Aliquot Volume: (uL)

Purge Volume: 5.0 (mL)

CAS NO.	COMPOUND	CONCENTRATION UNITS: (ug/L or ug/Kg) µG/L	Q
74-87-3	Chloromethane	5.0	U
75-01-4	Vinyl chloride	5.0	U
74-83-9	Bromomethane	5.0	U
75-00-3	Chloroethane	5.0	U
75-69-4	Trichlorofluoromethane	5.0	U
75-35-4	1,1-Dichloroethene	5.0	U
67-64-1	Acetone	5.0	U
75-15-0	Carbon disulfide	5.0	U
75-09-2	Methylene chloride	5.0	U
156-60-5	trans-1,2-Dichloroethene	5.0	U
1634-04-4	Methyl tert-butyl ether	5.0	U
75-34-3	1,1-Dichloroethane	5.0	U
108-05-4	Vinyl acetate	5.0	U
78-93-3	2-Butanone	5.0	U
156-59-2	cis-1,2-Dichloroethene	5.0	U
67-66-3	Chloroform	5.0	U
71-55-6	1,1,1-Trichloroethane	5.0	U
56-23-5	Carbon tetrachloride	5.0	U
107-06-2	1,2-Dichloroethane	5.0	U
71-43-2	Benzene	5.0	U
79-01-6	Trichloroethene	5.0	U
78-87-5	1,2-Dichloropropane	5.0	U
75-27-4	Bromodichloromethane	5.0	U
10061-01-5	cis-1,3-Dichloropropene	5.0	U
108-10-1	4-Methyl-2-pentanone	5.0	U
108-88-3	Toluene	5.0	U
10061-02-6	trans-1,3-Dichloropropene	5.0	U
79-00-5	1,1,2-Trichloroethane	5.0	U
127-18-4	Tetrachloroethene	5.0	U
591-78-6	2-Hexanone	5.0	U
124-48-1	Dibromochloromethane	5.0	U
108-90-7	Chlorobenzene	5.0	U
100-41-4	Ethylbenzene	5.0	U
1330-20-7	m,p-Xylene	5.0	U
95-47-6	o-Xylene	5.0	U

1B - FORM I VOA-2

VOLATILE ORGANICS ANALYSIS DATA SHEET

CLIENT SAMPLE NO.

MB-48391

Lab Name: MITKEM LABORATORIES Contract:

Lab Code: MITKEM Case No.: H2643 Mod. Ref No.: SDG No.: SH2643

Matrix: (SOIL/SED/WATER) WATER Lab Sample ID: MB-48391

Sample wt/vol: 5.00 (g/mL) ML Lab File ID: V1L0096.D

Level: (TRACE/LOW/MED) LOW Date Received:

% Moisture: not dec. Date Analyzed: 01/05/2010

GC Column: DB-624 ID: 0.25 (mm) Dilution Factor: 1.0

Soil Extract Volume: (uL) Soil Aliquot Volume: (uL)

Purge Volume: 5.0 (mL)

CAS NO.	COMPOUND	CONCENTRATION UNITS: (ug/L or ug/Kg) µG/L	Q
1330-20-7	Xylene (Total)	5.0	U
100-42-5	Styrene	5.0	U
75-25-2	Bromoform	5.0	U
98-82-8	Isopropylbenzene	5.0	U
79-34-5	1,1,2,2-Tetrachloroethane	5.0	U
103-65-1	n-Propylbenzene	5.0	U
108-67-8	1,3,5-Trimethylbenzene	5.0	U
98-06-6	tert-Butylbenzene	5.0	U
95-63-6	1,2,4-Trimethylbenzene	5.0	U
135-98-8	sec-Butylbenzene	5.0	U
99-87-6	4-Isopropyltoluene	5.0	U
541-73-1	1,3-Dichlorobenzene	5.0	U
106-46-7	1,4-Dichlorobenzene	5.0	U
104-51-8	n-Butylbenzene	5.0	U
95-50-1	1,2-Dichlorobenzene	5.0	U
91-20-3	Naphthalene	5.0	U
110-75-8	2-Chloroethyl vinyl ether	5.0	U

1A - FORM I VOA-1

VOLATILE ORGANICS ANALYSIS DATA SHEET

CLIENT SAMPLE NO.

MB-48492

Lab Name: MITKEM LABORATORIES Contract:

Lab Code: MITKEM Case No.: H2643 Mod. Ref No.: SDG No.: SH2643

Matrix: (SOIL/SED/WATER) SOIL Lab Sample ID: MB-48492

Sample wt/vol: 5.00 (g/mL) G Lab File ID: V5L4867.D

Level: (TRACE/LOW/MED) LOW Date Received:

% Moisture: not dec. 0.0 Date Analyzed: 01/08/2010

GC Column: DB-624 ID: 0.25 (mm) Dilution Factor: 1.0

Soil Extract Volume: (uL) Soil Aliquot Volume: (uL)

Purge Volume: 10.0 (mL)

CAS NO.	COMPOUND	CONCENTRATION UNITS: (ug/L or ug/Kg) µG/KG	Q
74-87-3	Chloromethane	5.0	U
75-01-4	Vinyl chloride	5.0	U
74-83-9	Bromomethane	5.0	U
75-00-3	Chloroethane	5.0	U
75-69-4	Trichlorofluoromethane	5.0	U
75-35-4	1,1-Dichloroethene	5.0	U
67-64-1	Acetone	5.0	U
75-15-0	Carbon disulfide	5.0	U
75-09-2	Methylene chloride	5.0	U
156-60-5	trans-1,2-Dichloroethene	5.0	U
1634-04-4	Methyl tert-butyl ether	5.0	U
75-34-3	1,1-Dichloroethane	5.0	U
108-05-4	Vinyl acetate	5.0	U
78-93-3	2-Butanone	5.0	U
156-59-2	cis-1,2-Dichloroethene	5.0	U
67-66-3	Chloroform	5.0	U
71-55-6	1,1,1-Trichloroethane	5.0	U
56-23-5	Carbon tetrachloride	5.0	U
107-06-2	1,2-Dichloroethane	5.0	U
71-43-2	Benzene	5.0	U
79-01-6	Trichloroethene	5.0	U
78-87-5	1,2-Dichloropropane	5.0	U
75-27-4	Bromodichloromethane	5.0	U
10061-01-5	cis-1,3-Dichloropropene	5.0	U
108-10-1	4-Methyl-2-pentanone	5.0	U
108-88-3	Toluene	5.0	U
10061-02-6	trans-1,3-Dichloropropene	5.0	U
79-00-5	1,1,2-Trichloroethane	5.0	U
127-18-4	Tetrachloroethene	5.0	U
591-78-6	2-Hexanone	5.0	U
124-48-1	Dibromochloromethane	5.0	U
108-90-7	Chlorobenzene	5.0	U
100-41-4	Ethylbenzene	5.0	U
1330-20-7	m,p-Xylene	5.0	U
95-47-6	o-Xylene	5.0	U

1B - FORM I VOA-2

VOLATILE ORGANICS ANALYSIS DATA SHEET

CLIENT SAMPLE NO.

MB-48492

Lab Name: MITKEM LABORATORIES Contract:

Lab Code: MITKEM Case No.: H2643 Mod. Ref No.: SDG No.: SH2643

Matrix: (SOIL/SED/WATER) SOIL Lab Sample ID: MB-48492

Sample wt/vol: 5.00 (g/mL) G Lab File ID: V5L4867.D

Level: (TRACE/LOW/MED) LOW Date Received:

% Moisture: not dec. 0.0 Date Analyzed: 01/08/2010

GC Column: DB-624 ID: 0.25 (mm) Dilution Factor: 1.0

Soil Extract Volume: (uL) Soil Aliquot Volume: (uL)

Purge Volume: 10.0 (mL)

CAS NO.	COMPOUND	CONCENTRATION UNITS: (ug/L or ug/Kg) µG/KG	Q
1330-20-7	Xylene (Total)	5.0	U
100-42-5	Styrene	5.0	U
75-25-2	Bromoform	5.0	U
98-82-8	Isopropylbenzene	5.0	U
79-34-5	1,1,2,2-Tetrachloroethane	5.0	U
103-65-1	n-Propylbenzene	5.0	U
108-67-8	1,3,5-Trimethylbenzene	5.0	U
98-06-6	tert-Butylbenzene	5.0	U
95-63-6	1,2,4-Trimethylbenzene	5.0	U
135-98-8	sec-Butylbenzene	5.0	U
99-87-6	4-Isopropyltoluene	5.0	U
541-73-1	1,3-Dichlorobenzene	5.0	U
106-46-7	1,4-Dichlorobenzene	5.0	U
104-51-8	n-Butylbenzene	5.0	U
95-50-1	1,2-Dichlorobenzene	5.0	U
91-20-3	Naphthalene	2.7	J
110-75-8	2-Chloroethyl vinyl ether	5.0	U

1A - FORM I VOA-1

VOLATILE ORGANICS ANALYSIS DATA SHEET

CLIENT SAMPLE NO.

MB-48328

Lab Name: MITKEM LABORATORIES Contract:

Lab Code: MITKEM Case No.: H2643 Mod. Ref No.: SDG No.: SH2643

Matrix: (SOIL/SED/WATER) SOIL Lab Sample ID: MB-48328

Sample wt/vol: 5.00 (g/mL) G Lab File ID: V6H1456.D

Level: (TRACE/LOW/MED) LOW Date Received:

% Moisture: not dec. 0.0 Date Analyzed: 12/30/2009

GC Column: DB-624 ID: 0.25 (mm) Dilution Factor: 1.0

Soil Extract Volume: (uL) Soil Aliquot Volume: (uL)

Purge Volume: 10.0 (mL)

CAS NO.	COMPOUND	CONCENTRATION UNITS: (ug/L or ug/Kg) µG/KG	Q
74-87-3	Chloromethane	5.0	U
75-01-4	Vinyl chloride	5.0	U
74-83-9	Bromomethane	5.0	U
75-00-3	Chloroethane	5.0	U
75-69-4	Trichlorofluoromethane	5.0	U
75-35-4	1,1-Dichloroethene	5.0	U
67-64-1	Acetone	5.0	U J
75-15-0	Carbon disulfide	5.0	U
75-09-2	Methylene chloride	2.4	J
156-60-5	trans-1,2-Dichloroethene	5.0	U
1634-04-4	Methyl tert-butyl ether	5.0	U
75-34-3	1,1-Dichloroethane	5.0	U
108-05-4	Vinyl acetate	5.0	U
78-93-3	2-Butanone	5.0	U
156-59-2	cis-1,2-Dichloroethene	5.0	U
67-66-3	Chloroform	5.0	U
71-55-6	1,1,1-Trichloroethane	5.0	U
56-23-5	Carbon tetrachloride	5.0	U
107-06-2	1,2-Dichloroethane	5.0	U
71-43-2	Benzene	5.0	U
79-01-6	Trichloroethene	5.0	U
78-87-5	1,2-Dichloropropane	5.0	U
75-27-4	Bromodichloromethane	5.0	U
10061-01-5	cis-1,3-Dichloropropene	5.0	U
108-10-1	4-Methyl-2-pentanone	5.0	U
108-88-3	Toluene	5.0	U
10061-02-6	trans-1,3-Dichloropropene	5.0	U
79-00-5	1,1,2-Trichloroethane	5.0	U
127-18-4	Tetrachloroethene	5.0	U
591-78-6	2-Hexanone	5.0	U
124-48-1	Dibromochloromethane	5.0	U
108-90-7	Chlorobenzene	5.0	U
100-41-4	Ethylbenzene	5.0	U
1330-20-7	m,p-Xylene	5.0	U
95-47-6	o-Xylene	5.0	U

1B - FORM I VOA-2

VOLATILE ORGANICS ANALYSIS DATA SHEET

CLIENT SAMPLE NO.

MB-48328

Lab Name: MITKEM LABORATORIES Contract:

Lab Code: MITKEM Case No.: H2643 Mod. Ref No.: SDG No.: SH2643

Matrix: (SOIL/SED/WATER) SOIL Lab Sample ID: MB-48328

Sample wt/vol: 5.00 (g/mL) G Lab File ID: V6H1456.D

Level: (TRACE/LOW/MED) LOW Date Received:

% Moisture: not dec. 0.0 Date Analyzed: 12/30/2009

GC Column: DB-624 ID: 0.25 (mm) Dilution Factor: 1.0

Soil Extract Volume: (uL) Soil Aliquot Volume: (uL)

Purge Volume: 10.0 (mL)

CAS NO.	COMPOUND	CONCENTRATION UNITS: (ug/L or ug/Kg) µG/KG	Q
1330-20-7	Xylene (Total)	5.0	U
100-42-5	Styrene	5.0	U
75-25-2	Bromoform	5.0	U
98-82-8	Isopropylbenzene	5.0	U
79-34-5	1,1,2,2-Tetrachloroethane	5.0	U
103-65-1	n-Propylbenzene	5.0	U
108-67-8	1,3,5-Trimethylbenzene	5.0	U
98-06-6	tert-Butylbenzene	5.0	U
95-63-6	1,2,4-Trimethylbenzene	5.0	U
135-98-8	sec-Butylbenzene	5.0	U
99-87-6	4-Isopropyltoluene	5.0	U
541-73-1	1,3-Dichlorobenzene	5.0	U
106-46-7	1,4-Dichlorobenzene	5.0	U
104-51-8	n-Butylbenzene	5.0	U
95-50-1	1,2-Dichlorobenzene	5.0	U
91-20-3	Naphthalene	5.0	U
110-75-8	2-Chloroethyl vinyl ether	5.0	U

1A - FORM I VOA-1

VOLATILE ORGANICS ANALYSIS DATA SHEET

CLIENT SAMPLE NO.

LCS-48391

Lab Name: MITKEM LABORATORIES Contract:

Lab Code: MITKEM Case No.: H2643 Mod. Ref No.: SDG No.: SH2643

Matrix: (SOIL/SED/WATER) WATER Lab Sample ID: LCS-48391

Sample wt/vol: 5.00 (g/mL) ML Lab File ID: V1L0094.D

Level: (TRACE/LOW/MED) LOW Date Received:

% Moisture: not dec. Date Analyzed: 01/05/2010

GC Column: DB-624 ID: 0.25 (mm) Dilution Factor: 1.0

Soil Extract Volume: (uL) Soil Aliquot Volume: (uL)

Purge Volume: 5.0 (mL)

CAS NO.	COMPOUND	CONCENTRATION UNITS: (ug/L or ug/Kg) µG/L	Q
74-87-3	Chloromethane	49	
75-01-4	Vinyl chloride	50	
74-83-9	Bromomethane	55	
75-00-3	Chloroethane	55	
75-69-4	Trichlorofluoromethane	60	
75-35-4	1,1-Dichloroethene	56	
67-64-1	Acetone	72	
75-15-0	Carbon disulfide	50	
75-09-2	Methylene chloride	54	
156-60-5	trans-1,2-Dichloroethene	56	
1634-04-4	Methyl tert-butyl ether	57	
75-34-3	1,1-Dichloroethane	56	
108-05-4	Vinyl acetate	59	
78-93-3	2-Butanone	55	
156-59-2	cis-1,2-Dichloroethene	57	
67-66-3	Chloroform	57	
71-55-6	1,1,1-Trichloroethane	59	
56-23-5	Carbon tetrachloride	59	
107-06-2	1,2-Dichloroethane	56	
71-43-2	Benzene	55	
79-01-6	Trichloroethene	58	
78-87-5	1,2-Dichloropropane	58	
75-27-4	Bromodichloromethane	59	
10061-01-5	cis-1,3-Dichloropropene	59	
108-10-1	4-Methyl-2-pentanone	56	
108-88-3	Toluene	57	
10061-02-6	trans-1,3-Dichloropropene	60	
79-00-5	1,1,2-Trichloroethane	55	
127-18-4	Tetrachloroethene	52	
591-78-6	2-Hexanone	53	
124-48-1	Dibromochloromethane	57	
108-90-7	Chlorobenzene	52	
100-41-4	Ethylbenzene	52	
1330-20-7	m,p-Xylene	110	
95-47-6	o-Xylene	53	

1B - FORM I VOA-2

VOLATILE ORGANICS ANALYSIS DATA SHEET

CLIENT SAMPLE NO.

LCS-48391

Lab Name: MITKEM LABORATORIES Contract:

Lab Code: MITKEM Case No.: H2643 Mod. Ref No.: SDG No.: SH2643

Matrix: (SOIL/SED/WATER) WATER Lab Sample ID: LCS-48391

Sample wt/vol: 5.00 (g/mL) ML Lab File ID: V1L0094.D

Level: (TRACE/LOW/MED) LOW Date Received:

% Moisture: not dec. Date Analyzed: 01/05/2010

GC Column: DB-624 ID: 0.25 (mm) Dilution Factor: 1.0

Soil Extract Volume: (uL) Soil Aliquot Volume: (uL)

Purge Volume: 5.0 (mL)

CAS NO.	COMPOUND	CONCENTRATION UNITS: (ug/L or ug/Kg) µG/L	Q
1330-20-7	Xylene (Total)	160	
100-42-5	Styrene	52	
75-25-2	Bromoform	53	
98-82-8	Isopropylbenzene	54	
79-34-5	1,1,2,2-Tetrachloroethane	49	
103-65-1	n-Propylbenzene	52	
108-67-8	1,3,5-Trimethylbenzene	52	
98-06-6	tert-Butylbenzene	53	
95-63-6	1,2,4-Trimethylbenzene	53	
135-98-8	sec-Butylbenzene	53	
99-87-6	4-Isopropyltoluene	52	
541-73-1	1,3-Dichlorobenzene	52	
106-46-7	1,4-Dichlorobenzene	52	
104-51-8	n-Butylbenzene	54	
95-50-1	1,2-Dichlorobenzene	52	
91-20-3	Naphthalene	51	
110-75-8	2-Chloroethyl vinyl ether	55	

1A - FORM I VOA-1

VOLATILE ORGANICS ANALYSIS DATA SHEET

CLIENT SAMPLE NO.

LCS-48492

Lab Name: MITKEM LABORATORIES Contract:

Lab Code: MITKEM Case No.: H2643 Mod. Ref No.: SDG No.: SH2643

Matrix: (SOIL/SED/WATER) SOIL Lab Sample ID: LCS-48492

Sample wt/vol: 5.00 (g/mL) G Lab File ID: V5L4868.D

Level: (TRACE/LOW/MED) LOW Date Received:

% Moisture: not dec. 0.0 Date Analyzed: 01/08/2010

GC Column: DB-624 ID: 0.25 (mm) Dilution Factor: 1.0

Soil Extract Volume: (uL) Soil Aliquot Volume: (uL)

Purge Volume: 10.0 (mL)

CAS NO.	COMPOUND	CONCENTRATION UNITS: (ug/L or ug/Kg) µG/KG	Q
74-87-3	Chloromethane	43	
75-01-4	Vinyl chloride	45	
74-83-9	Bromomethane	49	
75-00-3	Chloroethane	45	
75-69-4	Trichlorofluoromethane	47	
75-35-4	1,1-Dichloroethene	47	
67-64-1	Acetone	52	
75-15-0	Carbon disulfide	46	
75-09-2	Methylene chloride	46	
156-60-5	trans-1,2-Dichloroethene	47	
1634-04-4	Methyl tert-butyl ether	47	
75-34-3	1,1-Dichloroethane	47	
108-05-4	Vinyl acetate	46	
78-93-3	2-Butanone	49	
156-59-2	cis-1,2-Dichloroethene	46	
67-66-3	Chloroform	47	
71-55-6	1,1,1-Trichloroethane	48	
56-23-5	Carbon tetrachloride	49	
107-06-2	1,2-Dichloroethane	47	
71-43-2	Benzene	47	
79-01-6	Trichloroethene	46	
78-87-5	1,2-Dichloropropane	45	
75-27-4	Bromodichloromethane	48	
10061-01-5	cis-1,3-Dichloropropene	47	
108-10-1	4-Methyl-2-pentanone	46	
108-88-3	Toluene	46	
10061-02-6	trans-1,3-Dichloropropene	49	
79-00-5	1,1,2-Trichloroethane	47	
127-18-4	Tetrachloroethene	47	
591-78-6	2-Hexanone	47	
124-48-1	Dibromochloromethane	46	
108-90-7	Chlorobenzene	47	
100-41-4	Ethylbenzene	48	
1330-20-7	m,p-Xylene	97	
95-47-6	o-Xylene	48	

1B - FORM I VOA-2

VOLATILE ORGANICS ANALYSIS DATA SHEET

CLIENT SAMPLE NO.

LCS-48492

Lab Name: MITKEM LABORATORIES Contract:

Lab Code: MITKEM Case No.: H2643 Mod. Ref No.: SDG No.: SH2643

Matrix: (SOIL/SED/WATER) SOIL Lab Sample ID: LCS-48492

Sample wt/vol: 5.00 (g/mL) G Lab File ID: V5L4868.D

Level: (TRACE/LOW/MED) LOW Date Received:

% Moisture: not dec. 0.0 Date Analyzed: 01/08/2010

GC Column: DB-624 ID: 0.25 (mm) Dilution Factor: 1.0

Soil Extract Volume: (uL) Soil Aliquot Volume: (uL)

Purge Volume: 10.0 (mL)

CAS NO.	COMPOUND	CONCENTRATION UNITS: (ug/L or ug/Kg) µG/KG	Q
1330-20-7	Xylene (Total)	150	
100-42-5	Styrene	47	
75-25-2	Bromoform	50	
98-82-8	Isopropylbenzene	48	
79-34-5	1,1,2,2-Tetrachloroethane	41	
103-65-1	n-Propylbenzene	40	
108-67-8	1,3,5-Trimethylbenzene	41	
98-06-6	tert-Butylbenzene	41	
95-63-6	1,2,4-Trimethylbenzene	41	
135-98-8	sec-Butylbenzene	41	
99-87-6	4-Isopropyltoluene	41	
541-73-1	1,3-Dichlorobenzene	41	
106-46-7	1,4-Dichlorobenzene	41	
104-51-8	n-Butylbenzene	42	
95-50-1	1,2-Dichlorobenzene	42	
91-20-3	Naphthalene	37	B
110-75-8	2-Chloroethyl vinyl ether	48	

1A - FORM I VOA-1

VOLATILE ORGANICS ANALYSIS DATA SHEET

CLIENT SAMPLE NO.

LCS-48328

Lab Name: MITKEM LABORATORIES Contract:

Lab Code: MITKEM Case No.: H2643 Mod. Ref No.: SDG No.: SH2643

Matrix: (SOIL/SED/WATER) SOIL Lab Sample ID: LCS-48328

Sample wt/vol: 5.00 (g/mL) G Lab File ID: V6H1453.D

Level: (TRACE/LOW/MED) LOW Date Received:

% Moisture: not dec. 0.0 Date Analyzed: 12/30/2009

GC Column: DB-624 ID: 0.25 (mm) Dilution Factor: 1.0

Soil Extract Volume: (uL) Soil Aliquot Volume: (uL)

Purge Volume: 10.0 (mL)

CAS NO.	COMPOUND	CONCENTRATION UNITS: (ug/L or ug/Kg) µG/KG	Q
74-87-3	Chloromethane	52	
75-01-4	Vinyl chloride	55	
74-83-9	Bromomethane	47	
75-00-3	Chloroethane	54	
75-69-4	Trichlorofluoromethane	53	
75-35-4	1,1-Dichloroethene	53	
67-64-1	Acetone	66	J
75-15-0	Carbon disulfide	54	
75-09-2	Methylene chloride	43	B
156-60-5	trans-1,2-Dichloroethene	58	
1634-04-4	Methyl tert-butyl ether	49	
75-34-3	1,1-Dichloroethane	53	
108-05-4	Vinyl acetate	50	
78-93-3	2-Butanone	52	
156-59-2	cis-1,2-Dichloroethene	55	
67-66-3	Chloroform	50	
71-55-6	1,1,1-Trichloroethane	49	
56-23-5	Carbon tetrachloride	46	
107-06-2	1,2-Dichloroethane	48	
71-43-2	Benzene	54	
79-01-6	Trichloroethene	52	
78-87-5	1,2-Dichloropropane	53	
75-27-4	Bromodichloromethane	48	
10061-01-5	cis-1,3-Dichloropropene	51	
108-10-1	4-Methyl-2-pentanone	48	
108-88-3	Toluene	51	
10061-02-6	trans-1,3-Dichloropropene	50	
79-00-5	1,1,2-Trichloroethane	50	
127-18-4	Tetrachloroethene	48	
591-78-6	2-Hexanone	48	
124-48-1	Dibromochloromethane	47	
108-90-7	Chlorobenzene	50	
100-41-4	Ethylbenzene	50	
1330-20-7	m,p-Xylene	96	
95-47-6	o-Xylene	48	

1B - FORM I VOA-2

VOLATILE ORGANICS ANALYSIS DATA SHEET

CLIENT SAMPLE NO.

LCS-48328

Lab Name: MITKEM LABORATORIES Contract:

Lab Code: MITKEM Case No.: H2643 Mod. Ref No.: SDG No.: SH2643

Matrix: (SOIL/SED/WATER) SOIL Lab Sample ID: LCS-48328

Sample wt/vol: 5.00 (g/mL) G Lab File ID: V6H1453.D

Level: (TRACE/LOW/MED) LOW Date Received:

% Moisture: not dec. 0.0 Date Analyzed: 12/30/2009

GC Column: DB-624 ID: 0.25 (mm) Dilution Factor: 1.0

Soil Extract Volume: (uL) Soil Aliquot Volume: (uL)

Purge Volume: 10.0 (mL)

CAS NO.	COMPOUND	CONCENTRATION UNITS: (ug/L or ug/Kg) µG/KG	Q
1330-20-7	Xylene (Total)	140	
100-42-5	Styrene	49	
75-25-2	Bromoform	44	
98-82-8	Isopropylbenzene	45	
79-34-5	1,1,2,2-Tetrachloroethane	47	
103-65-1	n-Propylbenzene	46	
108-67-8	1,3,5-Trimethylbenzene	44	
98-06-6	tert-Butylbenzene	45	
95-63-6	1,2,4-Trimethylbenzene	44	
135-98-8	sec-Butylbenzene	45	
99-87-6	4-Isopropyltoluene	46	
541-73-1	1,3-Dichlorobenzene	45	
106-46-7	1,4-Dichlorobenzene	44	
104-51-8	n-Butylbenzene	45	
95-50-1	1,2-Dichlorobenzene	45	
91-20-3	Naphthalene	42	
110-75-8	2-Chloroethyl vinyl ether	61	

1A - FORM I VOA-1

VOLATILE ORGANICS ANALYSIS DATA SHEET

CLIENT SAMPLE NO.

LCSD-48328

Lab Name: MITKEM LABORATORIES Contract:

Lab Code: MITKEM Case No.: H2643 Mod. Ref No.: SDG No.: SH2643

Matrix: (SOIL/SED/WATER) SOIL Lab Sample ID: LCSD-48328

Sample wt/vol: 5.00 (g/mL) G Lab File ID: V6H1454.D

Level: (TRACE/LOW/MED) LOW Date Received:

% Moisture: not dec. 0.0 Date Analyzed: 12/30/2009

GC Column: DB-624 ID: 0.25 (mm) Dilution Factor: 1.0

Soil Extract Volume: (uL) Soil Aliquot Volume: (uL)

Purge Volume: 10.0 (mL)

CAS NO.	COMPOUND	CONCENTRATION UNITS: (ug/L or ug/Kg) µG/KG	Q
74-87-3	Chloromethane	46	
75-01-4	Vinyl chloride	47	
74-83-9	Bromomethane	46	
75-00-3	Chloroethane	48	
75-69-4	Trichlorofluoromethane	44	
75-35-4	1,1-Dichloroethene	56	
67-64-1	Acetone	64	J
75-15-0	Carbon disulfide	52	
75-09-2	Methylene chloride	45	B
156-60-5	trans-1,2-Dichloroethene	57	
1634-04-4	Methyl tert-butyl ether	51	
75-34-3	1,1-Dichloroethane	51	
108-05-4	Vinyl acetate	54	
78-93-3	2-Butanone	65	
156-59-2	cis-1,2-Dichloroethene	53	
67-66-3	Chloroform	47	
71-55-6	1,1,1-Trichloroethane	44	
56-23-5	Carbon tetrachloride	43	
107-06-2	1,2-Dichloroethane	45	
71-43-2	Benzene	55	
79-01-6	Trichloroethene	50	
78-87-5	1,2-Dichloropropane	53	
75-27-4	Bromodichloromethane	46	
10061-01-5	cis-1,3-Dichloropropene	53	
108-10-1	4-Methyl-2-pentanone	51	
108-88-3	Toluene	53	
10061-02-6	trans-1,3-Dichloropropene	52	
79-00-5	1,1,2-Trichloroethane	53	
127-18-4	Tetrachloroethene	50	
591-78-6	2-Hexanone	56	
124-48-1	Dibromochloromethane	48	
108-90-7	Chlorobenzene	52	
100-41-4	Ethylbenzene	55	
1330-20-7	m,p-Xylene	110	
95-47-6	o-Xylene	55	

1B - FORM I VOA-2

VOLATILE ORGANICS ANALYSIS DATA SHEET

CLIENT SAMPLE NO.

LCSD-48328

Lab Name: MITKEM LABORATORIES Contract:

Lab Code: MITKEM Case No.: H2643 Mod. Ref No.: SDG No.: SH2643

Matrix: (SOIL/SED/WATER) SOIL Lab Sample ID: LCSD-48328

Sample wt/vol: 5.00 (g/mL) G Lab File ID: V6H1454.D

Level: (TRACE/LOW/MED) LOW Date Received:

% Moisture: not dec. 0.0 Date Analyzed: 12/30/2009

GC Column: DB-624 ID: 0.25 (mm) Dilution Factor: 1.0

Soil Extract Volume: (uL) Soil Aliquot Volume: (uL)

Purge Volume: 10.0 (mL)

CAS NO.	COMPOUND	CONCENTRATION UNITS: (ug/L or ug/Kg) µG/KG	Q
1330-20-7	Xylene (Total)	160	
100-42-5	Styrene	54	
75-25-2	Bromoform	47	
98-82-8	Isopropylbenzene	52	
79-34-5	1,1,2,2-Tetrachloroethane	53	
103-65-1	n-Propylbenzene	56	
108-67-8	1,3,5-Trimethylbenzene	52	
98-06-6	tert-Butylbenzene	53	
95-63-6	1,2,4-Trimethylbenzene	53	
135-98-8	sec-Butylbenzene	53	
99-87-6	4-Isopropyltoluene	52	
541-73-1	1,3-Dichlorobenzene	54	
106-46-7	1,4-Dichlorobenzene	52	
104-51-8	n-Butylbenzene	53	
95-50-1	1,2-Dichlorobenzene	52	
91-20-3	Naphthalene	53	
110-75-8	2-Chloroethyl vinyl ether	60	

1A - FORM I VOA-1

VOLATILE ORGANICS ANALYSIS DATA SHEET

CLIENT SAMPLE NO.

690-SS-8(0-2")-O MS

Lab Name: MITKEM LABORATORIES Contract:

Lab Code: MITKEM Case No.: H2643 Mod. Ref No.: SDG No.: SH2643

Matrix: (SOIL/SED/WATER) SOIL Lab Sample ID: H2643-13BMS

Sample wt/vol: 5.20 (g/mL) G Lab File ID: V5L4876.D

Level: (TRACE/LOW/MED) LOW Date Received: 12/29/2009

% Moisture: not dec. 12 Date Analyzed: 01/08/2010

GC Column: DB-624 ID: 0.25 (mm) Dilution Factor: 1.0

Soil Extract Volume: (uL) Soil Aliquot Volume: (uL)

Purge Volume: 10.0 (mL)

CAS NO.	COMPOUND	CONCENTRATION UNITS: (ug/L or ug/Kg) µG/KG	Q
74-87-3	Chloromethane	51	
75-01-4	Vinyl chloride	52	
74-83-9	Bromomethane	52	
75-00-3	Chloroethane	55	
75-69-4	Trichlorofluoromethane	50	
75-35-4	1,1-Dichloroethene	53	
67-64-1	Acetone	47	
75-15-0	Carbon disulfide	53	
75-09-2	Methylene chloride	54	
156-60-5	trans-1,2-Dichloroethene	56	
1634-04-4	Methyl tert-butyl ether	55	
75-34-3	1,1-Dichloroethane	55	
108-05-4	Vinyl acetate	54	
78-93-3	2-Butanone	53	
156-59-2	cis-1,2-Dichloroethene	55	
67-66-3	Chloroform	53	
71-55-6	1,1,1-Trichloroethane	55	
56-23-5	Carbon tetrachloride	56	
107-06-2	1,2-Dichloroethane	53	
71-43-2	Benzene	56	
79-01-6	Trichloroethene	56	
78-87-5	1,2-Dichloropropane	55	
75-27-4	Bromodichloromethane	54	
10061-01-5	cis-1,3-Dichloropropene	54	
108-10-1	4-Methyl-2-pentanone	53	
108-88-3	Toluene	57	
10061-02-6	trans-1,3-Dichloropropene	55	
79-00-5	1,1,2-Trichloroethane	56	
127-18-4	Tetrachloroethene	54	
591-78-6	2-Hexanone	50	
124-48-1	Dibromochloromethane	53	
108-90-7	Chlorobenzene	54	
100-41-4	Ethylbenzene	53	
1330-20-7	m,p-Xylene	110	
95-47-6	o-Xylene	52	

1B - FORM I VOA-2

VOLATILE ORGANICS ANALYSIS DATA SHEET

CLIENT SAMPLE NO.

690-SS-8(0-2")-O MS

Lab Name: MITKEM LABORATORIES Contract:

Lab Code: MITKEM Case No.: H2643 Mod. Ref No.: SDG No.: SH2643

Matrix: (SOIL/SED/WATER) SOIL Lab Sample ID: H2643-13BMS

Sample wt/vol: 5.20 (g/mL) G Lab File ID: V5L4876.D

Level: (TRACE/LOW/MED) LOW Date Received: 12/29/2009

% Moisture: not dec. 12 Date Analyzed: 01/08/2010

GC Column: DB-624 ID: 0.25 (mm) Dilution Factor: 1.0

Soil Extract Volume: (uL) Soil Aliquot Volume: (uL)

Purge Volume: 10.0 (mL)

CAS NO.	COMPOUND	CONCENTRATION UNITS: (ug/L or ug/Kg) µG/KG	Q
1330-20-7	Xylene (Total)	160	
100-42-5	Styrene	52	
75-25-2	Bromoform	55	
98-82-8	Isopropylbenzene	53	
79-34-5	1,1,2,2-Tetrachloroethane	53	
103-65-1	n-Propylbenzene	52	
108-67-8	1,3,5-Trimethylbenzene	52	
98-06-6	tert-Butylbenzene	53	
95-63-6	1,2,4-Trimethylbenzene	53	
135-98-8	sec-Butylbenzene	52	
99-87-6	4-Isopropyltoluene	52	
541-73-1	1,3-Dichlorobenzene	52	
106-46-7	1,4-Dichlorobenzene	53	
104-51-8	n-Butylbenzene	53	
95-50-1	1,2-Dichlorobenzene	52	
91-20-3	Naphthalene	48	B
110-75-8	2-Chloroethyl vinyl ether	56	

1A - FORM I VOA-1

VOLATILE ORGANICS ANALYSIS DATA SHEET

CLIENT SAMPLE NO.

690-SS-8(0-2")-O MSD

Lab Name: MITKEM LABORATORIES Contract:

Lab Code: MITKEM Case No.: H2643 Mod. Ref No.: SDG No.: SH2643

Matrix: (SOIL/SED/WATER) SOIL Lab Sample ID: H2643-13BMSD

Sample wt/vol: 5.00 (g/mL) G Lab File ID: V5L4885.D

Level: (TRACE/LOW/MED) LOW Date Received: 12/29/2009

% Moisture: not dec. 12 Date Analyzed: 01/08/2010

GC Column: DB-624 ID: 0.25 (mm) Dilution Factor: 1.0

Soil Extract Volume: (uL) Soil Aliquot Volume: (uL)

Purge Volume: 10.0 (mL)

CAS NO.	COMPOUND	CONCENTRATION UNITS: (ug/L or ug/Kg) µG/KG	Q
74-87-3	Chloromethane	51	
75-01-4	Vinyl chloride	50	
74-83-9	Bromomethane	54	
75-00-3	Chloroethane	53	
75-69-4	Trichlorofluoromethane	50	
75-35-4	1,1-Dichloroethene	51	
67-64-1	Acetone	49	
75-15-0	Carbon disulfide	53	
75-09-2	Methylene chloride	55	
156-60-5	trans-1,2-Dichloroethene	56	
1634-04-4	Methyl tert-butyl ether	58	
75-34-3	1,1-Dichloroethane	55	
108-05-4	Vinyl acetate	56	
78-93-3	2-Butanone	56	
156-59-2	cis-1,2-Dichloroethene	55	
67-66-3	Chloroform	54	
71-55-6	1,1,1-Trichloroethane	55	
56-23-5	Carbon tetrachloride	53	
107-06-2	1,2-Dichloroethane	55	
71-43-2	Benzene	56	
79-01-6	Trichloroethene	54	
78-87-5	1,2-Dichloropropane	55	
75-27-4	Bromodichloromethane	55	
10061-01-5	cis-1,3-Dichloropropene	55	
108-10-1	4-Methyl-2-pentanone	58	
108-88-3	Toluene	54	
10061-02-6	trans-1,3-Dichloropropene	58	
79-00-5	1,1,2-Trichloroethane	57	
127-18-4	Tetrachloroethene	52	
591-78-6	2-Hexanone	53	
124-48-1	Dibromochloromethane	53	
108-90-7	Chlorobenzene	53	
100-41-4	Ethylbenzene	53	
1330-20-7	m,p-Xylene	110	
95-47-6	o-Xylene	54	

1A - FORM I VOA-1

VOLATILE ORGANICS ANALYSIS DATA SHEET

CLIENT SAMPLE NO.

690-SS-9(0-2")-O MS

Lab Name: MITKEM LABORATORIES Contract:

Lab Code: MITKEM Case No.: H2643 Mod. Ref No.: SDG No.: SH2643

Matrix: (SOIL/SED/WATER) SOIL Lab Sample ID: H2643-15BMS

Sample wt/vol: 5.50 (g/mL) G Lab File ID: V5L4886.D

Level: (TRACE/LOW/MED) LOW Date Received: 12/29/2009

% Moisture: not dec. 15 Date Analyzed: 01/08/2010

GC Column: DB-624 ID: 0.25 (mm) Dilution Factor: 1.0

Soil Extract Volume: (uL) Soil Aliquot Volume: (uL)

Purge Volume: 10.0 (mL)

CAS NO.	COMPOUND	CONCENTRATION UNITS: (ug/L or ug/Kg) µG/KG	Q
74-87-3	Chloromethane	47	
75-01-4	Vinyl chloride	48	
74-83-9	Bromomethane	46	
75-00-3	Chloroethane	50	
75-69-4	Trichlorofluoromethane	49	
75-35-4	1,1-Dichloroethene	47	
67-64-1	Acetone	59	
75-15-0	Carbon disulfide	46	
75-09-2	Methylene chloride	48	
156-60-5	trans-1,2-Dichloroethene	46	
1634-04-4	Methyl tert-butyl ether	49	
75-34-3	1,1-Dichloroethane	48	
108-05-4	Vinyl acetate	24	
78-93-3	2-Butanone	50	
156-59-2	cis-1,2-Dichloroethene	48	
67-66-3	Chloroform	48	
71-55-6	1,1,1-Trichloroethane	47	
56-23-5	Carbon tetrachloride	48	
107-06-2	1,2-Dichloroethane	49	
71-43-2	Benzene	48	
79-01-6	Trichloroethene	52	
78-87-5	1,2-Dichloropropane	48	
75-27-4	Bromodichloromethane	51	
10061-01-5	cis-1,3-Dichloropropene	46	
108-10-1	4-Methyl-2-pentanone	46	
108-88-3	Toluene	46	
10061-02-6	trans-1,3-Dichloropropene	48	
79-00-5	1,1,2-Trichloroethane	51	
127-18-4	Tetrachloroethene	85	
591-78-6	2-Hexanone	46	
124-48-1	Dibromochloromethane	50	
108-90-7	Chlorobenzene	49	
100-41-4	Ethylbenzene	46	
1330-20-7	m,p-Xylene	93	
95-47-6	o-Xylene	48	

1B - FORM I VOA-2

VOLATILE ORGANICS ANALYSIS DATA SHEET

CLIENT SAMPLE NO.

690-SS-9(0-2")-O MS

Lab Name: MITKEM LABORATORIES Contract:

Lab Code: MITKEM Case No.: H2643 Mod. Ref No.: SDG No.: SH2643

Matrix: (SOIL/SED/WATER) SOIL Lab Sample ID: H2643-15BMS

Sample wt/vol: 5.50 (g/mL) G Lab File ID: V5L4886.D

Level: (TRACE/LOW/MED) LOW Date Received: 12/29/2009

% Moisture: not dec. 15 Date Analyzed: 01/08/2010

GC Column: DB-624 ID: 0.25 (mm) Dilution Factor: 1.0

Soil Extract Volume: (uL) Soil Aliquot Volume: (uL)

Purge Volume: 10.0 (mL)

CAS NO.	COMPOUND	CONCENTRATION UNITS: (ug/L or ug/Kg) µG/KG	Q
1330-20-7	Xylene (Total)	140	
100-42-5	Styrene	47	
75-25-2	Bromoform	52	
98-82-8	Isopropylbenzene	46	
79-34-5	1,1,2,2-Tetrachloroethane	42	
103-65-1	n-Propylbenzene	44	
108-67-8	1,3,5-Trimethylbenzene	46	
98-06-6	tert-Butylbenzene	34	
95-63-6	1,2,4-Trimethylbenzene	46	
135-98-8	sec-Butylbenzene	44	
99-87-6	4-Isopropyltoluene	42	
541-73-1	1,3-Dichlorobenzene	46	
106-46-7	1,4-Dichlorobenzene	46	
104-51-8	n-Butylbenzene	41	
95-50-1	1,2-Dichlorobenzene	46	
91-20-3	Naphthalene	42	B
110-75-8	2-Chloroethyl vinyl ether	52	

1A - FORM I VOA-1

VOLATILE ORGANICS ANALYSIS DATA SHEET

CLIENT SAMPLE NO.

690-SS-9(0-2")-O MSD

Lab Name: MITKEM LABORATORIES Contract:

Lab Code: MITKEM Case No.: H2643 Mod. Ref No.: SDG No.: SH2643

Matrix: (SOIL/SED/WATER) SOIL Lab Sample ID: H2643-15BMSD

Sample wt/vol: 5.20 (g/mL) G Lab File ID: V5L4887.D

Level: (TRACE/LOW/MED) LOW Date Received: 12/29/2009

% Moisture: not dec. 15 Date Analyzed: 01/08/2010

GC Column: DB-624 ID: 0.25 (mm) Dilution Factor: 1.0

Soil Extract Volume: (uL) Soil Aliquot Volume: (uL)

Purge Volume: 10.0 (mL)

CAS NO.	COMPOUND	CONCENTRATION UNITS: (ug/L or ug/Kg) µG/KG	Q
74-87-3	Chloromethane	50	
75-01-4	Vinyl chloride	52	
74-83-9	Bromomethane	54	
75-00-3	Chloroethane	54	
75-69-4	Trichlorofluoromethane	51	
75-35-4	1,1-Dichloroethene	53	
67-64-1	Acetone	44	
75-15-0	Carbon disulfide	53	
75-09-2	Methylene chloride	53	
156-60-5	trans-1,2-Dichloroethene	54	
1634-04-4	Methyl tert-butyl ether	57	
75-34-3	1,1-Dichloroethane	56	
108-05-4	Vinyl acetate	55	
78-93-3	2-Butanone	54	
156-59-2	cis-1,2-Dichloroethene	54	
67-66-3	Chloroform	54	
71-55-6	1,1,1-Trichloroethane	55	
56-23-5	Carbon tetrachloride	54	
107-06-2	1,2-Dichloroethane	53	
71-43-2	Benzene	55	
79-01-6	Trichloroethene	56	
78-87-5	1,2-Dichloropropane	55	
75-27-4	Bromodichloromethane	56	
10061-01-5	cis-1,3-Dichloropropene	54	
108-10-1	4-Methyl-2-pentanone	54	
108-88-3	Toluene	54	
10061-02-6	trans-1,3-Dichloropropene	55	
79-00-5	1,1,2-Trichloroethane	56	
127-18-4	Tetrachloroethene	53	
591-78-6	2-Hexanone	51	
124-48-1	Dibromochloromethane	54	
108-90-7	Chlorobenzene	54	
100-41-4	Ethylbenzene	53	
1330-20-7	m,p-Xylene	110	
95-47-6	o-Xylene	54	

1B - FORM I VOA-2

VOLATILE ORGANICS ANALYSIS DATA SHEET

CLIENT SAMPLE NO.

690-SS-9(0-2")-O MSD

Lab Name: MITKEM LABORATORIES Contract:

Lab Code: MITKEM Case No.: H2643 Mod. Ref No.: SDG No.: SH2643

Matrix: (SOIL/SED/WATER) SOIL Lab Sample ID: H2643-15BMSD

Sample wt/vol: 5.20 (g/mL) G Lab File ID: V5L4887.D

Level: (TRACE/LOW/MED) LOW Date Received: 12/29/2009

% Moisture: not dec. 15 Date Analyzed: 01/08/2010

GC Column: DB-624 ID: 0.25 (mm) Dilution Factor: 1.0

Soil Extract Volume: (uL) Soil Aliquot Volume: (uL)

Purge Volume: 10.0 (mL)

CAS NO.	COMPOUND	CONCENTRATION UNITS: (ug/L or ug/Kg) µG/KG	Q
1330-20-7	Xylene (Total)	160	
100-42-5	Styrene	53	
75-25-2	Bromoform	56	
98-82-8	Isopropylbenzene	53	
79-34-5	1,1,2,2-Tetrachloroethane	52	
103-65-1	n-Propylbenzene	51	
108-67-8	1,3,5-Trimethylbenzene	52	
98-06-6	tert-Butylbenzene	52	
95-63-6	1,2,4-Trimethylbenzene	51	
135-98-8	sec-Butylbenzene	51	
99-87-6	4-Isopropyltoluene	51	
541-73-1	1,3-Dichlorobenzene	51	
106-46-7	1,4-Dichlorobenzene	51	
104-51-8	n-Butylbenzene	51	
95-50-1	1,2-Dichlorobenzene	51	
91-20-3	Naphthalene	48	B
110-75-8	2-Chloroethyl vinyl ether	56	

1D - FORM I SV-1

SEMIVOLATILE ORGANICS ANALYSIS DATA SHEET

CLIENT SAMPLE NO.

690-SS-1(0-2")-O

Lab Name: MITKEM LABORATORIES Contract:

Lab Code: MITKEM Case No.: H2643 Mod. Ref No.: SDG No.: SH2643

Matrix: (SOIL/SED/WATER) SOIL Lab Sample ID: H2643-01A

Sample wt/vol: 30.3 (g/mL) G Lab File ID: S3G2117.D

Level: (LOW/MED) LOW Extraction: (Type) SONC

% Moisture: 18 Decanted: (Y/N) N Date Received: 12/29/2009

Concentrated Extract Volume: 1000 (uL) Date Extracted: 12/30/2009

Injection Volume: 1.0 (uL) GPC Factor: 1.00 Date Analyzed: 01/04/2010

GPC Cleanup: (Y/N) N pH: Dilution Factor: 1.0

CAS NO.	COMPOUND	CONCENTRATION UNITS: µG/KG (ug/L or ug/Kg)	Q
108-95-2	Phenol	400	U
111-44-4	Bis(2-chloroethyl)ether	400	U
95-57-8	2-Chlorophenol	400	U
541-73-1	1,3-Dichlorobenzene	400	U
106-46-7	1,4-Dichlorobenzene	400	U
95-50-1	1,2-Dichlorobenzene	400	U
95-48-7	2-Methylphenol	400	U
108-60-1	2,2´-oxybis(1-Chloropropane)	400	U
106-44-5	4-Methylphenol	400	U
621-64-7	N-Nitroso-di-n-propylamine	400	U
67-72-1	Hexachloroethane	400	U
98-95-3	Nitrobenzene	400	U
78-59-1	Isophorone	400	U
88-75-5	2-Nitrophenol	400	U
105-67-9	2,4-Dimethylphenol	400	U
120-83-2	2,4-Dichlorophenol	400	U
120-82-1	1,2,4-Trichlorobenzene	400	U
91-20-3	Naphthalene	400	U
106-47-8	4-Chloroaniline	400	U
111-91-1	Bis(2-chloroethoxy)methane	400	U
87-68-3	Hexachlorobutadiene	400	U
59-50-7	4-Chloro-3-methylphenol	400	U
91-57-6	2-Methylnaphthalene	400	U
77-47-4	Hexachlorocyclopentadiene	400	U
88-06-2	2,4,6-Trichlorophenol	400	U
95-95-4	2,4,5-Trichlorophenol	810	U
91-58-7	2-Chloronaphthalene	400	U
88-74-4	2-Nitroaniline	810	U
131-11-3	Dimethylphthalate	400	U
208-96-8	Acenaphthylene	400	U
606-20-2	2,6-Dinitrotoluene	400	U
99-09-2	3-Nitroaniline	810	U
83-32-9	Acenaphthene	400	U
51-28-5	2,4-Dinitrophenol	810	U
100-02-7	4-Nitrophenol	810	U
132-64-9	Dibenzofuran	400	U
121-14-2	2,4-Dinitrotoluene	400	U

1E - FORM I SV-2

SEMIVOLATILE ORGANICS ANALYSIS DATA SHEET

CLIENT SAMPLE NO.

690-SS-1(0-2")-O

Lab Name: MITKEM LABORATORIES Contract:

Lab Code: MITKEM Case No.: H2643 Mod. Ref No.: SDG No.: SH2643

Matrix: (SOIL/SED/WATER) SOIL Lab Sample ID: H2643-01A

Sample wt/vol: 30.3 (g/mL) G Lab File ID: S3G2117.D

Level: (LOW/MED) LOW Extraction: (Type) SONC

% Moisture: 18 Decanted: (Y/N) N Date Received: 12/29/2009

Concentrated Extract Volume: 1000 (uL) Date Extracted: 12/30/2009

Injection Volume: 1.0 (uL) GPC Factor: 1.00 Date Analyzed: 01/04/2010

GPC Cleanup: (Y/N) N pH: Dilution Factor: 1.0

CAS NO.	COMPOUND	CONCENTRATION UNITS: (ug/L or ug/Kg) µG/KG	Q
84-66-2	Diethylphthalate	400	U
7005-72-3	4-Chlorophenyl-phenylether	400	U
86-73-7	Fluorene	400	U
100-01-6	4-Nitroaniline	810	U
534-52-1	4,6-Dinitro-2-methylphenol	810	U
86-30-6	N-Nitrosodiphenylamine	400	U
101-55-3	4-Bromophenyl-phenylether	400	U
118-74-1	Hexachlorobenzene	400	U
87-86-5	Pentachlorophenol	810	U
85-01-8	Phenanthrene	400	U
120-12-7	Anthracene	400	U
86-74-8	Carbazole	400	U
84-74-2	Di-n-butylphthalate	120	J
206-44-0	Fluoranthene	98	J
129-00-0	Pyrene	71	J
85-68-7	Butylbenzylphthalate	400	U
91-94-1	3,3'-Dichlorobenzidine	400	U
56-55-3	Benzo(a)anthracene	400	U
218-01-9	Chrysene	45	J
117-81-7	Bis(2-ethylhexyl)phthalate	400	U
117-84-0	Di-n-octylphthalate	400	U
205-99-2	Benzo(b)fluoranthene	67	J
207-08-9	Benzo(k)fluoranthene	400	U
50-32-8	Benzo(a)pyrene	45	J
193-39-5	Indeno(1,2,3-cd)pyrene	400	U
53-70-3	Dibenzo(a,h)anthracene	400	U
191-24-2	Benzo(g,h,i)perylene	400	U

1K - FORM I SV-TIC

SEMIVOLATILE ORGANICS ANALYSIS DATA SHEET

TENTATIVELY IDENTIFIED COMPOUNDS

CLIENT SAMPLE NO.

690-SS-1(0-2")-O

Lab Name: MITKEM LABORATORIES Contract:

Lab Code: MITKEM Case No.: H2643 Mod. Ref No.: SDG No.: SH2643

Matrix: (SOIL/SED/WATER) SOIL Lab Sample ID: H2643-01A

Sample wt/vol: 30.3 (g/mL) G Lab File ID: S3G2117.D

Level: (TRACE or LOW/MED) LOW Extraction: (Type) SONC

% Moisture: 18 Decanted: (Y/N) N Date Received: 12/29/2009

Concentrated Extract Volume: 1000 (uL) Date Extracted: 12/30/2009

Injection Volume: 1.0 (uL) GPC Factor: 1.00 Date Analyzed: 01/04/2010

GPC Cleanup: (Y/N) N pH: Dilution Factor: 1.0

CONCENTRATION UNITS: (ug/L or ug/Kg) µG/KG

	CAS NUMBER	COMPOUND NAME	RT	EST. CONC.	Q
01		Unknown-01	3.553	380	J
02		Unknown-02	3.644	720	J
03		Unknown-03	3.906	170	J
04		Unknown-04	3.938	1400	J
05	103-82-2	Benzeneacetic acid	5.503	240	NJ
06	2451-01-6	Terpin Hydrate	5.920	220	NJ
07	18435-45-5	1-Nonadecene	10.461	170	NJ
08	297-03-0	Cyclotetracosane	11.038	330	NJ
09	301-02-0	9-Octadecenamide, (Z)-	11.267	230	NJ
	E96679€[2]	Total Alkanes	N/A		

[2] EPA-designated Registry Number.

1D - FORM I SV-1

SEMIVOLATILE ORGANICS ANALYSIS DATA SHEET

CLIENT SAMPLE NO.

690-SS-1(2"-2')-O

Lab Name: MITKEM LABORATORIES Contract:

Lab Code: MITKEM Case No.: H2643 Mod. Ref No.: SDG No.: SH2643

Matrix: (SOIL/SED/WATER) SOIL Lab Sample ID: H2643-02A

Sample wt/vol: 30.5 (g/mL) G Lab File ID: S3G2118.D

Level: (LOW/MED) LOW Extraction: (Type) SONC

% Moisture: 14 Decanted: (Y/N) N Date Received: 12/29/2009

Concentrated Extract Volume: 1000 (uL) Date Extracted: 12/30/2009

Injection Volume: 1.0 (uL) GPC Factor: 1.00 Date Analyzed: 01/04/2010

GPC Cleanup: (Y/N) N pH: Dilution Factor: 1.0

CAS NO.	COMPOUND	CONCENTRATION UNITS: (ug/L or ug/Kg) µG/KG	Q
108-95-2	Phenol	380	U
111-44-4	Bis(2-chloroethyl)ether	380	U
95-57-8	2-Chlorophenol	380	U
541-73-1	1,3-Dichlorobenzene	380	U
106-46-7	1,4-Dichlorobenzene	380	U
95-50-1	1,2-Dichlorobenzene	380	U
95-48-7	2-Methylphenol	380	U
108-60-1	2,2´-oxybis(1-Chloropropane)	380	U
106-44-5	4-Methylphenol	380	U
621-64-7	N-Nitroso-di-n-propylamine	380	U
67-72-1	Hexachloroethane	380	U
98-95-3	Nitrobenzene	380	U
78-59-1	Isophorone	380	U
88-75-5	2-Nitrophenol	380	U
105-67-9	2,4-Dimethylphenol	380	U
120-83-2	2,4-Dichlorophenol	380	U
120-82-1	1,2,4-Trichlorobenzene	380	U
91-20-3	Naphthalene	380	U
106-47-8	4-Chloroaniline	380	U
111-91-1	Bis(2-chloroethoxy)methane	380	U
87-68-3	Hexachlorobutadiene	380	U
59-50-7	4-Chloro-3-methylphenol	380	U
91-57-6	2-Methylnaphthalene	380	U
77-47-4	Hexachlorocyclopentadiene	380	U
88-06-2	2,4,6-Trichlorophenol	380	U
95-95-4	2,4,5-Trichlorophenol	770	U
91-58-7	2-Chloronaphthalene	380	U
88-74-4	2-Nitroaniline	770	U
131-11-3	Dimethylphthalate	380	U
208-96-8	Acenaphthylene	380	U
606-20-2	2,6-Dinitrotoluene	380	U
99-09-2	3-Nitroaniline	770	U
83-32-9	Acenaphthene	380	U
51-28-5	2,4-Dinitrophenol	770	U
100-02-7	4-Nitrophenol	770	U
132-64-9	Dibenzofuran	380	U
121-14-2	2,4-Dinitrotoluene	380	U

1E - FORM I SV-2

SEMIVOLATILE ORGANICS ANALYSIS DATA SHEET

CLIENT SAMPLE NO.

690-SS-1(2"-2')-O

Lab Name: MITKEM LABORATORIES Contract:

Lab Code: MITKEM Case No.: H2643 Mod. Ref No.: SDG No.: SH2643

Matrix: (SOIL/SED/WATER) SOIL Lab Sample ID: H2643-02A

Sample wt/vol: 30.5 (g/mL) G Lab File ID: S3G2118.D

Level: (LOW/MED) LOW Extraction: (Type) SONC

% Moisture: 14 Decanted: (Y/N) N Date Received: 12/29/2009

Concentrated Extract Volume: 1000 (uL) Date Extracted: 12/30/2009

Injection Volume: 1.0 (uL) GPC Factor: 1.00 Date Analyzed: 01/04/2010

GPC Cleanup: (Y/N) N pH: Dilution Factor: 1.0

CAS NO.	COMPOUND	CONCENTRATION UNITS: (ug/L or ug/Kg) µG/KG	Q
84-66-2	Diethylphthalate	380	U
7005-72-3	4-Chlorophenyl-phenylether	380	U
86-73-7	Fluorene	380	U
100-01-6	4-Nitroaniline	770	U
534-52-1	4,6-Dinitro-2-methylphenol	770	U
86-30-6	N-Nitrosodiphenylamine	380	U
101-55-3	4-Bromophenyl-phenylether	380	U
118-74-1	Hexachlorobenzene	380	U
87-86-5	Pentachlorophenol	770	U
85-01-8	Phenanthrene	230	J
120-12-7	Anthracene	72	J
86-74-8	Carbazole	380	U
84-74-2	Di-n-butylphthalate	160	J
206-44-0	Fluoranthene	420	
129-00-0	Pyrene	350	J
85-68-7	Butylbenzylphthalate	380	U
91-94-1	3,3'-Dichlorobenzidine	380	U
56-55-3	Benzo(a)anthracene	250	J
218-01-9	Chrysene	260	J
117-81-7	Bis(2-ethylhexyl)phthalate	380	U
117-84-0	Di-n-octylphthalate	380	U
205-99-2	Benzo(b)fluoranthene	460	
207-08-9	Benzo(k)fluoranthene	180	J
50-32-8	Benzo(a)pyrene	350	J
193-39-5	Indeno(1,2,3-cd)pyrene	280	J
53-70-3	Dibenzo(a,h)anthracene	59	J
191-24-2	Benzo(g,h,i)perylene	310	J

1K - FORM I SV-TIC

SEMIVOLATILE ORGANICS ANALYSIS DATA SHEET

TENTATIVELY IDENTIFIED COMPOUNDS

CLIENT SAMPLE NO.

690-SS-1(2"-2')-O

Lab Name: MITKEM LABORATORIES Contract:

Lab Code: MITKEM Case No.: H2643 Mod. Ref No.: SDG No.: SH2643

Matrix: (SOIL/SED/WATER) SOIL Lab Sample ID: H2643-02A

Sample wt/vol: 30.5 (g/mL) G Lab File ID: S3G2118.D

Level: (TRACE or LOW/MED) LOW Extraction: (Type) SONC

% Moisture: 14 Decanted: (Y/N) N Date Received: 12/29/2009

Concentrated Extract Volume: 1000 (uL) Date Extracted: 12/30/2009

Injection Volume: 1.0 (uL) GPC Factor: 1.00 Date Analyzed: 01/04/2010

GPC Cleanup: (Y/N) N pH: Dilution Factor: 1.0

CONCENTRATION UNITS: (ug/L or ug/Kg) µG/KG

	CAS NUMBER	COMPOUND NAME	RT	EST. CONC.	Q
01		Unknown-01	3.558	590	J
02		Unknown-02	3.643	770	J
03		Unknown-03	3.942	1700	J
04		Unknown-04	4.370	250	J
05	112-84-5	13-Docosenamide, (Z)-	11.272	260	NJ
06	205-82-3	Benzo[j]fluoranthene	11.699	260	NJ
07	7494-34-0	26-Nor-5-cholesten-3.beta.-o	12.409	310	NJ
	E96679[2]	Total Alkanes	N/A		

[2] EPA-designated Registry Number.

1D - FORM I SV-1

SEMIVOLATILE ORGANICS ANALYSIS DATA SHEET

CLIENT SAMPLE NO.

690-SS-2(0-2")-O

Lab Name: MITKEM LABORATORIES Contract:

Lab Code: MITKEM Case No.: H2643 Mod. Ref No.: SDG No.: SH2643

Matrix: (SOIL/SED/WATER) SOIL Lab Sample ID: H2643-03A

Sample wt/vol: 30.4 (g/mL) G Lab File ID: S3G2119.D

Level: (LOW/MED) LOW Extraction: (Type) SONC

% Moisture: 19 Decanted: (Y/N) N Date Received: 12/29/2009

Concentrated Extract Volume: 1000 (uL) Date Extracted: 12/30/2009

Injection Volume: 1.0 (uL) GPC Factor: 1.00 Date Analyzed: 01/04/2010

GPC Cleanup: (Y/N) N pH: Dilution Factor: 1.0

CAS NO.	COMPOUND	CONCENTRATION UNITS: (ug/L or ug/Kg) µG/KG	Q
108-95-2	Phenol	400	U
111-44-4	Bis(2-chloroethyl)ether	400	U
95-57-8	2-Chlorophenol	400	U
541-73-1	1,3-Dichlorobenzene	400	U
106-46-7	1,4-Dichlorobenzene	400	U
95-50-1	1,2-Dichlorobenzene	400	U
95-48-7	2-Methylphenol	400	U
108-60-1	2,2'-oxybis(1-Chloropropane)	400	U
106-44-5	4-Methylphenol	400	U
621-64-7	N-Nitroso-di-n-propylamine	400	U
67-72-1	Hexachloroethane	400	U
98-95-3	Nitrobenzene	400	U
78-59-1	Isophorone	400	U
88-75-5	2-Nitrophenol	400	U
105-67-9	2,4-Dimethylphenol	400	U
120-83-2	2,4-Dichlorophenol	400	U
120-82-1	1,2,4-Trichlorobenzene	400	U
91-20-3	Naphthalene	250	J
106-47-8	4-Chloroaniline	400	U
111-91-1	Bis(2-chloroethoxy)methane	400	U
87-68-3	Hexachlorobutadiene	400	U
59-50-7	4-Chloro-3-methylphenol	400	U
91-57-6	2-Methylnaphthalene	120	J
77-47-4	Hexachlorocyclopentadiene	400	U
88-06-2	2,4,6-Trichlorophenol	400	U
95-95-4	2,4,5-Trichlorophenol	820	U
91-58-7	2-Chloronaphthalene	400	U
88-74-4	2-Nitroaniline	820	U
131-11-3	Dimethylphthalate	400	U
208-96-8	Acenaphthylene	87	J
606-20-2	2,6-Dinitrotoluene	400	U
99-09-2	3-Nitroaniline	820	U
83-32-9	Acenaphthene	1000	
51-28-5	2,4-Dinitrophenol	820	U
100-02-7	4-Nitrophenol	820	U
132-64-9	Dibenzofuran	680	
121-14-2	2,4-Dinitrotoluene	400	U

1E - FORM I SV-2

SEMIVOLATILE ORGANICS ANALYSIS DATA SHEET

CLIENT SAMPLE NO.

690-SS-2(0-2")-O

Lab Name: MITKEM LABORATORIES Contract:

Lab Code: MITKEM Case No.: H2643 Mod. Ref No.: SDG No.: SH2643

Matrix: (SOIL/SED/WATER) SOIL Lab Sample ID: H2643-03A

Sample wt/vol: 30.4 (g/mL) G Lab File ID: S3G2119.D

Level: (LOW/MED) LOW Extraction: (Type) SONC

% Moisture: 19 Decanted: (Y/N) N Date Received: 12/29/2009

Concentrated Extract Volume: 1000 (uL) Date Extracted: 12/30/2009

Injection Volume: 1.0 (uL) GPC Factor: 1.00 Date Analyzed: 01/04/2010

GPC Cleanup: (Y/N) N pH: Dilution Factor: 1.0

CAS NO.	COMPOUND	CONCENTRATION UNITS: (ug/L or ug/Kg) µG/KG	Q
84-66-2	Diethylphthalate	400	U
7005-72-3	4-Chlorophenyl-phenylether	400	U
86-73-7	Fluorene	1200	
100-01-6	4-Nitroaniline	820	U
534-52-1	4,6-Dinitro-2-methylphenol	820	U
86-30-6	N-Nitrosodiphenylamine	400	U
101-55-3	4-Bromophenyl-phenylether	400	U
118-74-1	Hexachlorobenzene	400	U
87-86-5	Pentachlorophenol	820	U
85-01-8	Phenanthrene	5500	
120-12-7	Anthracene	1600	
86-74-8	Carbazole	1300	
84-74-2	Di-n-butylphthalate	120	J
206-44-0	Fluoranthene	5900	
129-00-0	Pyrene	4500	
85-68-7	Butylbenzylphthalate	400	U
91-94-1	3,3'-Dichlorobenzidine	400	U
56-55-3	Benzo(a)anthracene	3000	
218-01-9	Chrysene	2800	
117-81-7	Bis(2-ethylhexyl)phthalate	130	J
117-84-0	Di-n-octylphthalate	400	U
205-99-2	Benzo(b)fluoranthene	3300	
207-08-9	Benzo(k)fluoranthene	1200	
50-32-8	Benzo(a)pyrene	2200	
193-39-5	Indeno(1,2,3-cd)pyrene	1600	
53-70-3	Dibenzo(a,h)anthracene	350	J
191-24-2	Benzo(g,h,i)perylene	1600	

1K - FORM I SV-TIC

SEMIVOLATILE ORGANICS ANALYSIS DATA SHEET

TENTATIVELY IDENTIFIED COMPOUNDS

CLIENT SAMPLE NO.

690-SS-2(0-2")-O

Lab Name: MITKEM LABORATORIES Contract:

Lab Code: MITKEM Case No.: H2643 Mod. Ref No.: SDG No.: SH2643

Matrix: (SOIL/SED/WATER) SOIL Lab Sample ID: H2643-03A

Sample wt/vol: 30.4 (g/mL) G Lab File ID: S3G2119.D

Level: (TRACE or LOW/MED) LOW Extraction: (Type) SONC

% Moisture: 19 Decanted: (Y/N) N Date Received: 12/29/2009

Concentrated Extract Volume: 1000 (uL) Date Extracted: 12/30/2009

Injection Volume: 1.0 (uL) GPC Factor: 1.00 Date Analyzed: 01/04/2010

GPC Cleanup: (Y/N) N pH: Dilution Factor: 1.0

CONCENTRATION UNITS: (ug/L or ug/Kg) µG/KG

	CAS NUMBER	COMPOUND NAME	RT	EST. CONC.	Q
01		Unknown-01	3.641	820	J
02		Unknown-02	3.940	1200	J
03	132-65-0	Dibenzothiophene	8.086	460	NJ
04	2531-84-2	Phenanthrene, 2-methyl-	8.636	500	NJ
05	2531-84-2	Phenanthrene, 2-methyl-	8.663	690	NJ
06	203-64-5	4H-Cyclopenta[def]phenanthre	8.737	1200	NJ
07	35465-71-5	2-Phenylnaphthalene	8.908	440	NJ
08	84-65-1	9,10-Anthracenedione	8.930	600	NJ
09	238-84-6	11H-Benzo[a]fluorene	9.790	330	NJ
10		Unknown-03	9.849	280	J
11	84-15-1	o-Terphenyl	10.174	180	NJ
12	239-35-0	Benzo[b]naphtho[2,1-d]thioph	10.345	240	NJ
13	225-51-4	Benz[c]acridine	10.410	160	NJ
14		Unknown-04	10.671	220	J
15	243-51-6	11H-Indeno(1,2-b)quinoline	10.751	180	NJ
16	1090-13-7	5,12-Naphthacenedione	11.200	390	NJ
17	192-97-2	Benzo[e]pyrene	11.558	530	NJ
18	192-97-2	Benzo[e]pyrene	11.708	1700	NJ
19	198-55-0	Perylene	11.820	940	NJ
20	83-46-5	.beta.-Sitosterol	13.182	560	NJ
	E96679[2]	Total Alkanes	N/A		

[2] EPA-designated Registry Number.

1D - FORM I SV-1

SEMIVOLATILE ORGANICS ANALYSIS DATA SHEET

CLIENT SAMPLE NO.

690-SS-2(2"-2')-O

Lab Name: MITKEM LABORATORIES Contract:

Lab Code: MITKEM Case No.: H2643 Mod. Ref No.: SDG No.: SH2643

Matrix: (SOIL/SED/WATER) SOIL Lab Sample ID: H2643-04A

Sample wt/vol: 30.2 (g/mL) G Lab File ID: S3G2120.D

Level: (LOW/MED) LOW Extraction: (Type) SONC

% Moisture: 9.0 Decanted: (Y/N) N Date Received: 12/29/2009

Concentrated Extract Volume: 1000 (uL) Date Extracted: 12/30/2009

Injection Volume: 1.0 (uL) GPC Factor: 1.00 Date Analyzed: 01/04/2010

GPC Cleanup: (Y/N) N pH: Dilution Factor: 1.0

CAS NO.	COMPOUND	CONCENTRATION UNITS: (ug/L or ug/Kg) µG/KG	Q
108-95-2	Phenol	360	U
111-44-4	Bis(2-chloroethyl)ether	360	U
95-57-8	2-Chlorophenol	360	U
541-73-1	1,3-Dichlorobenzene	360	U
106-46-7	1,4-Dichlorobenzene	360	U
95-50-1	1,2-Dichlorobenzene	360	U
95-48-7	2-Methylphenol	360	U
108-60-1	2,2'-oxybis(1-Chloropropane)	360	U
106-44-5	4-Methylphenol	360	U
621-64-7	N-Nitroso-di-n-propylamine	360	U
67-72-1	Hexachloroethane	360	U
98-95-3	Nitrobenzene	360	U
78-59-1	Isophorone	360	U
88-75-5	2-Nitrophenol	360	U
105-67-9	2,4-Dimethylphenol	360	U
120-83-2	2,4-Dichlorophenol	360	U
120-82-1	1,2,4-Trichlorobenzene	360	U
91-20-3	Naphthalene	360	U
106-47-8	4-Chloroaniline	360	U
111-91-1	Bis(2-chloroethoxy)methane	360	U
87-68-3	Hexachlorobutadiene	360	U
59-50-7	4-Chloro-3-methylphenol	360	U
91-57-6	2-Methylnaphthalene	39	J
77-47-4	Hexachlorocyclopentadiene	360	U
88-06-2	2,4,6-Trichlorophenol	360	U
95-95-4	2,4,5-Trichlorophenol	730	U
91-58-7	2-Chloronaphthalene	360	U
88-74-4	2-Nitroaniline	730	U
131-11-3	Dimethylphthalate	360	U
208-96-8	Acenaphthylene	37	J
606-20-2	2,6-Dinitrotoluene	360	U
99-09-2	3-Nitroaniline	730	U
83-32-9	Acenaphthene	360	U
51-28-5	2,4-Dinitrophenol	730	U
100-02-7	4-Nitrophenol	730	U
132-64-9	Dibenzofuran	360	U
121-14-2	2,4-Dinitrotoluene	360	U

1E - FORM I SV-2

SEMIVOLATILE ORGANICS ANALYSIS DATA SHEET

CLIENT SAMPLE NO.: 690-SS-2(2"-2')-O

Lab Name: MITKEM LABORATORIES | Contract:

Lab Code: MITKEM | Case No.: H2643 | Mod. Ref No.: | SDG No.: SH2643

Matrix: (SOIL/SED/WATER) SOIL | Lab Sample ID: H2643-04A

Sample wt/vol: 30.2 (g/mL) G | Lab File ID: S3G2120.D

Level: (LOW/MED) LOW | Extraction: (Type) SONC

% Moisture: 9.0 | Decanted: (Y/N) N | Date Received: 12/29/2009

Concentrated Extract Volume: 1000 (uL) | Date Extracted: 12/30/2009

Injection Volume: 1.0 (uL) | GPC Factor: 1.00 | Date Analyzed: 01/04/2010

GPC Cleanup: (Y/N) N | pH: | Dilution Factor: 1.0

CAS NO.	COMPOUND	CONCENTRATION UNITS: (ug/L or ug/Kg) µG/KG	Q
84-66-2	Diethylphthalate	360	U
7005-72-3	4-Chlorophenyl-phenylether	360	U
86-73-7	Fluorene	360	U
100-01-6	4-Nitroaniline	730	U
534-52-1	4,6-Dinitro-2-methylphenol	730	U
86-30-6	N-Nitrosodiphenylamine	360	U
101-55-3	4-Bromophenyl-phenylether	360	U
118-74-1	Hexachlorobenzene	360	U
87-86-5	Pentachlorophenol	730	U
85-01-8	Phenanthrene	220	J
120-12-7	Anthracene	48	J
86-74-8	Carbazole	360	U
84-74-2	Di-n-butylphthalate	110	J
206-44-0	Fluoranthene	440	
129-00-0	Pyrene	340	J
85-68-7	Butylbenzylphthalate	360	U
91-94-1	3,3'-Dichlorobenzidine	360	U
56-55-3	Benzo(a)anthracene	220	J
218-01-9	Chrysene	230	J
117-81-7	Bis(2-ethylhexyl)phthalate	360	U
117-84-0	Di-n-octylphthalate	360	U
205-99-2	Benzo(b)fluoranthene	370	
207-08-9	Benzo(k)fluoranthene	150	J
50-32-8	Benzo(a)pyrene	270	J
193-39-5	Indeno(1,2,3-cd)pyrene	200	J
53-70-3	Dibenzo(a,h)anthracene	46	J
191-24-2	Benzo(g,h,i)perylene	210	J

1K - FORM I SV-TIC

SEMIVOLATILE ORGANICS ANALYSIS DATA SHEET

TENTATIVELY IDENTIFIED COMPOUNDS

CLIENT SAMPLE NO.

690-SS-2(2"-2')-O

Lab Name: MITKEM LABORATORIES Contract:

Lab Code: MITKEM Case No.: H2643 Mod. Ref No.: SDG No.: SH2643

Matrix: (SOIL/SED/WATER) SOIL Lab Sample ID: H2643-04A

Sample wt/vol: 30.2 (g/mL) G Lab File ID: S3G2120.D

Level: (TRACE or LOW/MED) LOW Extraction: (Type) SONC

% Moisture: 9.0 Decanted: (Y/N) N Date Received: 12/29/2009

Concentrated Extract Volume: 1000 (uL) Date Extracted: 12/30/2009

Injection Volume: 1.0 (uL) GPC Factor: 1.00 Date Analyzed: 01/04/2010

GPC Cleanup: (Y/N) N pH: Dilution Factor: 1.0

CONCENTRATION UNITS: (ug/L or ug/Kg) µG/KG

	CAS NUMBER	COMPOUND NAME	RT	EST. CONC.	Q
01		Unknown-01	3.557	810	J
02		Unknown-02	3.642	1000	J
03		Unknown-03	3.942	1600	J
04		Unknown-04	4.369	350	J
05	98-55-5	3-Cyclohexene-1-methanol, .a	5.277	160	NJ
06	2451-01-6	Terpin Hydrate	5.918	160	NJ
07	629-62-9	Pentadecane	6.794	170	NJ
08	544-76-3	Hexadecane	7.248	160	NJ
09	629-78-7	Heptadecane	7.681	220	NJ
10	17312-57-1	Dodecane, 3-methyl-	8.087	160	NJ
11	629-59-4	Tetradecane	8.477	170	NJ
12	629-62-9	Pentadecane	8.846	160	NJ
13	629-94-7	Heneicosane	9.198	180	NJ
14	629-94-7	Heneicosane	9.861	150	NJ
15	629-97-0	Docosane	11.031	180	NJ
16		Unknown-05	11.271	150	J
17	198-55-0	Perylene	11.698	180	NJ
	E96679€[2]	Total Alkanes	N/A		

[2] EPA-designated Registry Number.

1D - FORM I SV-1

SEMIVOLATILE ORGANICS ANALYSIS DATA SHEET

CLIENT SAMPLE NO.

690-SS-3(0"-2")-O

Lab Name: MITKEM LABORATORIES Contract:

Lab Code: MITKEM Case No.: H2643 Mod. Ref No.: SDG No.: SH2643

Matrix: (SOIL/SED/WATER) SOIL Lab Sample ID: H2643-05A

Sample wt/vol: 30.1 (g/mL) G Lab File ID: S3G2121.D

Level: (LOW/MED) LOW Extraction: (Type) SONC

% Moisture: 20 Decanted: (Y/N) N Date Received: 12/29/2009

Concentrated Extract Volume: 1000 (uL) Date Extracted: 12/30/2009

Injection Volume: 1.0 (uL) GPC Factor: 1.00 Date Analyzed: 01/04/2010

GPC Cleanup: (Y/N) N pH: Dilution Factor: 1.0

CAS NO.	COMPOUND	CONCENTRATION UNITS: (ug/L or ug/Kg) µG/KG	Q
108-95-2	Phenol	410	U
111-44-4	Bis(2-chloroethyl)ether	410	U
95-57-8	2-Chlorophenol	410	U
541-73-1	1,3-Dichlorobenzene	410	U
106-46-7	1,4-Dichlorobenzene	410	U
95-50-1	1,2-Dichlorobenzene	410	U
95-48-7	2-Methylphenol	410	U
108-60-1	2,2'-oxybis(1-Chloropropane)	410	U
106-44-5	4-Methylphenol	410	U
621-64-7	N-Nitroso-di-n-propylamine	410	U
67-72-1	Hexachloroethane	410	U
98-95-3	Nitrobenzene	410	U
78-59-1	Isophorone	410	U
88-75-5	2-Nitrophenol	410	U
105-67-9	2,4-Dimethylphenol	410	U
120-83-2	2,4-Dichlorophenol	410	U
120-82-1	1,2,4-Trichlorobenzene	410	U
91-20-3	Naphthalene	410	U
106-47-8	4-Chloroaniline	410	U
111-91-1	Bis(2-chloroethoxy)methane	410	U
87-68-3	Hexachlorobutadiene	410	U
59-50-7	4-Chloro-3-methylphenol	410	U
91-57-6	2-Methylnaphthalene	410	U
77-47-4	Hexachlorocyclopentadiene	410	U
88-06-2	2,4,6-Trichlorophenol	410	U
95-95-4	2,4,5-Trichlorophenol	830	U
91-58-7	2-Chloronaphthalene	410	U
88-74-4	2-Nitroaniline	830	U
131-11-3	Dimethylphthalate	410	U
208-96-8	Acenaphthylene	410	U
606-20-2	2,6-Dinitrotoluene	410	U
99-09-2	3-Nitroaniline	830	U
83-32-9	Acenaphthene	410	U
51-28-5	2,4-Dinitrophenol	830	U
100-02-7	4-Nitrophenol	830	U
132-64-9	Dibenzofuran	410	U
121-14-2	2,4-Dinitrotoluene	410	U

1E - FORM I SV-2

SEMIVOLATILE ORGANICS ANALYSIS DATA SHEET

CLIENT SAMPLE NO.

690-SS-3(0"-2")-O

Lab Name: MITKEM LABORATORIES Contract:

Lab Code: MITKEM Case No.: H2643 Mod. Ref No.: SDG No.: SH2643

Matrix: (SOIL/SED/WATER) SOIL Lab Sample ID: H2643-05A

Sample wt/vol: 30.1 (g/mL) G Lab File ID: S3G2121.D

Level: (LOW/MED) LOW Extraction: (Type) SONC

% Moisture: 20 Decanted: (Y/N) N Date Received: 12/29/2009

Concentrated Extract Volume: 1000 (uL) Date Extracted: 12/30/2009

Injection Volume: 1.0 (uL) GPC Factor: 1.00 Date Analyzed: 01/04/2010

GPC Cleanup: (Y/N) N pH: Dilution Factor: 1.0

CAS NO.	COMPOUND	CONCENTRATION UNITS: (ug/L or ug/Kg) µG/KG	Q
84-66-2	Diethylphthalate	410	U
7005-72-3	4-Chlorophenyl-phenylether	410	U
86-73-7	Fluorene	410	U
100-01-6	4-Nitroaniline	830	U
534-52-1	4,6-Dinitro-2-methylphenol	830	U
86-30-6	N-Nitrosodiphenylamine	410	U
101-55-3	4-Bromophenyl-phenylether	410	U
118-74-1	Hexachlorobenzene	410	U
87-86-5	Pentachlorophenol	830	U
85-01-8	Phenanthrene	67	J
120-12-7	Anthracene	410	U
86-74-8	Carbazole	410	U
84-74-2	Di-n-butylphthalate	110	J
206-44-0	Fluoranthene	180	J
129-00-0	Pyrene	140	J
85-68-7	Butylbenzylphthalate	410	U
91-94-1	3,3'-Dichlorobenzidine	410	U
56-55-3	Benzo(a)anthracene	79	J
218-01-9	Chrysene	94	J
117-81-7	Bis(2-ethylhexyl)phthalate	410	U
117-84-0	Di-n-octylphthalate	410	U
205-99-2	Benzo(b)fluoranthene	150	J
207-08-9	Benzo(k)fluoranthene	51	J
50-32-8	Benzo(a)pyrene	91	J
193-39-5	Indeno(1,2,3-cd)pyrene	69	J
53-70-3	Dibenzo(a,h)anthracene	410	U
191-24-2	Benzo(g,h,i)perylene	78	J

1K - FORM I SV-TIC

SEMIVOLATILE ORGANICS ANALYSIS DATA SHEET

TENTATIVELY IDENTIFIED COMPOUNDS

CLIENT SAMPLE NO.: 690-SS-3(0"-2")-O

Lab Name: MITKEM LABORATORIES | Contract:

Lab Code: MITKEM | Case No.: H2643 | Mod. Ref No.: | SDG No.: SH2643

Matrix: (SOIL/SED/WATER) SOIL | Lab Sample ID: H2643-05A

Sample wt/vol: 30.1 (g/mL) G | Lab File ID: S3G2121.D

Level: (TRACE or LOW/MED) LOW | Extraction: (Type) SONC

% Moisture: 20 | Decanted: (Y/N) N | Date Received: 12/29/2009

Concentrated Extract Volume: 1000 (uL) | Date Extracted: 12/30/2009

Injection Volume: 1.0 (uL) | GPC Factor: 1.00 | Date Analyzed: 01/04/2010

GPC Cleanup: (Y/N) N | pH: | Dilution Factor: 1.0

CONCENTRATION UNITS: (ug/L or ug/Kg) µG/KG

	CAS NUMBER	COMPOUND NAME	RT	EST. CONC.	Q
01		Unknown-01	3.557	330	J
02		Unknown-02	3.642	920	J
03	5794-04-7	Bicyclo[2.2.1]heptane, 2,2-d	3.738	170	NJ
04		Unknown-03	3.941	940	J
05		Unknown-04	4.369	240	J
06		Unknown-05	5.277	170	J
07	103-82-2	Benzeneacetic acid	5.507	240	NJ
08	80-53-5	Cyclohexanemethanol, 4-hydro	5.918	350	NJ
09	143-07-7	Dodecanoic acid	7.056	180	NJ
10	1000283-04-2	Pentafluoropropionic acid, h	10.464	230	NJ
11	18835-32-0	1-Tricosene	11.036	400	NJ
12	301-02-0	9-Octadecenamide, (Z)-	11.271	210	NJ
13		Unknown-06	11.554	200	J
14		Unknown-07	11.575	190	J
15	7225-64-1	Heptadecane, 9-octyl-	12.125	240	NJ
16	83-46-5	.beta.-Sitosterol	13.178	460	NJ
	E966796[2]	Total Alkanes	N/A		

[2] EPA-designated Registry Number.

1D - FORM I SV-1

SEMIVOLATILE ORGANICS ANALYSIS DATA SHEET

CLIENT SAMPLE NO.
690-SS-3(2"-2')-O

Lab Name: MITKEM LABORATORIES Contract:

Lab Code: MITKEM Case No.: H2643 Mod. Ref No.: SDG No.: SH2643

Matrix: (SOIL/SED/WATER) SOIL Lab Sample ID: H2643-06A

Sample wt/vol: 30.4 (g/mL) G Lab File ID: S3G2122.D

Level: (LOW/MED) LOW Extraction: (Type) SONC

% Moisture: 13 Decanted: (Y/N) N Date Received: 12/29/2009

Concentrated Extract Volume: 1000 (uL) Date Extracted: 12/30/2009

Injection Volume: 1.0 (uL) GPC Factor: 1.00 Date Analyzed: 01/04/2010

GPC Cleanup: (Y/N) N pH: Dilution Factor: 1.0

CAS NO.	COMPOUND	CONCENTRATION UNITS: (ug/L or ug/Kg) µG/KG	Q
108-95-2	Phenol	370	U
111-44-4	Bis(2-chloroethyl)ether	370	U
95-57-8	2-Chlorophenol	370	U
541-73-1	1,3-Dichlorobenzene	370	U
106-46-7	1,4-Dichlorobenzene	370	U
95-50-1	1,2-Dichlorobenzene	370	U
95-48-7	2-Methylphenol	370	U
108-60-1	2,2'-oxybis(1-Chloropropane)	370	U
106-44-5	4-Methylphenol	370	U
621-64-7	N-Nitroso-di-n-propylamine	370	U
67-72-1	Hexachloroethane	370	U
98-95-3	Nitrobenzene	370	U
78-59-1	Isophorone	370	U
88-75-5	2-Nitrophenol	370	U
105-67-9	2,4-Dimethylphenol	370	U
120-83-2	2,4-Dichlorophenol	370	U
120-82-1	1,2,4-Trichlorobenzene	370	U
91-20-3	Naphthalene	370	U
106-47-8	4-Chloroaniline	370	U
111-91-1	Bis(2-chloroethoxy)methane	370	U
87-68-3	Hexachlorobutadiene	370	U
59-50-7	4-Chloro-3-methylphenol	370	U
91-57-6	2-Methylnaphthalene	370	U
77-47-4	Hexachlorocyclopentadiene	370	U
88-06-2	2,4,6-Trichlorophenol	370	U
95-95-4	2,4,5-Trichlorophenol	760	U
91-58-7	2-Chloronaphthalene	370	U
88-74-4	2-Nitroaniline	760	U
131-11-3	Dimethylphthalate	370	U
208-96-8	Acenaphthylene	45	J
606-20-2	2,6-Dinitrotoluene	370	U
99-09-2	3-Nitroaniline	760	U
83-32-9	Acenaphthene	370	U
51-28-5	2,4-Dinitrophenol	760	U
100-02-7	4-Nitrophenol	760	U
132-64-9	Dibenzofuran	370	U
121-14-2	2,4-Dinitrotoluene	370	U

1E - FORM I SV-2

SEMIVOLATILE ORGANICS ANALYSIS DATA SHEET

CLIENT SAMPLE NO.: 690-SS-3(2"-2')-O

Lab Name: MITKEM LABORATORIES Contract:

Lab Code: MITKEM Case No.: H2643 Mod. Ref No.: SDG No.: SH2643

Matrix: (SOIL/SED/WATER) SOIL Lab Sample ID: H2643-06A

Sample wt/vol: 30.4 (g/mL) G Lab File ID: S3G2122.D

Level: (LOW/MED) LOW Extraction: (Type) SONC

% Moisture: 13 Decanted: (Y/N) N Date Received: 12/29/2009

Concentrated Extract Volume: 1000 (uL) Date Extracted: 12/30/2009

Injection Volume: 1.0 (uL) GPC Factor: 1.00 Date Analyzed: 01/04/2010

GPC Cleanup: (Y/N) N pH: Dilution Factor: 1.0

CAS NO.	COMPOUND	CONCENTRATION UNITS: (ug/L or ug/Kg) µG/KG	Q
84-66-2	Diethylphthalate	370	U
7005-72-3	4-Chlorophenyl-phenylether	370	U
86-73-7	Fluorene	370	U
100-01-6	4-Nitroaniline	760	U
534-52-1	4,6-Dinitro-2-methylphenol	760	U
86-30-6	N-Nitrosodiphenylamine	370	U
101-55-3	4-Bromophenyl-phenylether	370	U
118-74-1	Hexachlorobenzene	370	U
87-86-5	Pentachlorophenol	760	U
85-01-8	Phenanthrene	300	J
120-12-7	Anthracene	87	J
86-74-8	Carbazole	370	U
84-74-2	Di-n-butylphthalate	130	J
206-44-0	Fluoranthene	550	
129-00-0	Pyrene	460	
85-68-7	Butylbenzylphthalate	1300	
91-94-1	3,3´-Dichlorobenzidine	370	U
56-55-3	Benzo(a)anthracene	280	J
218-01-9	Chrysene	280	J
117-81-7	Bis(2-ethylhexyl)phthalate	370	U
117-84-0	Di-n-octylphthalate	370	U
205-99-2	Benzo(b)fluoranthene	390	
207-08-9	Benzo(k)fluoranthene	170	J
50-32-8	Benzo(a)pyrene	290	J
193-39-5	Indeno(1,2,3-cd)pyrene	230	J
53-70-3	Dibenzo(a,h)anthracene	48	J
191-24-2	Benzo(g,h,i)perylene	250	J

1K - FORM I SV-TIC

SEMIVOLATILE ORGANICS ANALYSIS DATA SHEET

TENTATIVELY IDENTIFIED COMPOUNDS

CLIENT SAMPLE NO.

690-SS-3(2"-2')-O

Lab Name: MITKEM LABORATORIES Contract:

Lab Code: MITKEM Case No.: H2643 Mod. Ref No.: SDG No.: SH2643

Matrix: (SOIL/SED/WATER) SOIL Lab Sample ID: H2643-06A

Sample wt/vol: 30.4 (g/mL) G Lab File ID: S3G2122.D

Level: (TRACE or LOW/MED) LOW Extraction: (Type) SONC

% Moisture: 13 Decanted: (Y/N) N Date Received: 12/29/2009

Concentrated Extract Volume: 1000 (uL) Date Extracted: 12/30/2009

Injection Volume: 1.0 (uL) GPC Factor: 1.00 Date Analyzed: 01/04/2010

GPC Cleanup: (Y/N) N pH: Dilution Factor: 1.0

CONCENTRATION UNITS: (ug/L or ug/Kg) µG/KG

	CAS NUMBER	COMPOUND NAME	RT	EST. CONC.	Q
01		Unknown-01	3.552	710	J
02		Unknown-02	3.643	1100	J
03		Unknown-03	3.910	170	J
04		Unknown-04	3.937	1500	J
05		Unknown-05	4.369	350	J
06		Unknown-06	5.278	160	J
07	143-07-7	Dodecanoic acid	7.057	150	NJ
08		Unknown-07	11.272	250	J
	E96679[2]	Total Alkanes	N/A		

[2] EPA-designated Registry Number.

1D - FORM I SV-1

SEMIVOLATILE ORGANICS ANALYSIS DATA SHEET

CLIENT SAMPLE NO.

690-SS-4(0-2")-O

Lab Name: MITKEM LABORATORIES Contract:

Lab Code: MITKEM Case No.: H2643 Mod. Ref No.: SDG No.: SH2643

Matrix: (SOIL/SED/WATER) SOIL Lab Sample ID: H2643-07A

Sample wt/vol: 30.0 (g/mL) G Lab File ID: S3G2123.D

Level: (LOW/MED) LOW Extraction: (Type) SONC

% Moisture: 16 Decanted: (Y/N) N Date Received: 12/29/2009

Concentrated Extract Volume: 1000 (uL) Date Extracted: 12/30/2009

Injection Volume: 1.0 (uL) GPC Factor: 1.00 Date Analyzed: 01/04/2010

GPC Cleanup: (Y/N) N pH: Dilution Factor: 1.0

CAS NO.	COMPOUND	CONCENTRATION UNITS: (ug/L or ug/Kg) µG/KG	Q
108-95-2	Phenol	390	U
111-44-4	Bis(2-chloroethyl)ether	390	U
95-57-8	2-Chlorophenol	390	U
541-73-1	1,3-Dichlorobenzene	390	U
106-46-7	1,4-Dichlorobenzene	390	U
95-50-1	1,2-Dichlorobenzene	390	U
95-48-7	2-Methylphenol	390	U
108-60-1	2,2'-oxybis(1-Chloropropane)	390	U
106-44-5	4-Methylphenol	390	U
621-64-7	N-Nitroso-di-n-propylamine	390	U
67-72-1	Hexachloroethane	390	U
98-95-3	Nitrobenzene	390	U
78-59-1	Isophorone	390	U
88-75-5	2-Nitrophenol	390	U
105-67-9	2,4-Dimethylphenol	390	U
120-83-2	2,4-Dichlorophenol	390	U
120-82-1	1,2,4-Trichlorobenzene	390	U
91-20-3	Naphthalene	390	U
106-47-8	4-Chloroaniline	390	U
111-91-1	Bis(2-chloroethoxy)methane	390	U
87-68-3	Hexachlorobutadiene	390	U
59-50-7	4-Chloro-3-methylphenol	390	U
91-57-6	2-Methylnaphthalene	390	U
77-47-4	Hexachlorocyclopentadiene	390	U
88-06-2	2,4,6-Trichlorophenol	390	U
95-95-4	2,4,5-Trichlorophenol	800	U
91-58-7	2-Chloronaphthalene	390	U
88-74-4	2-Nitroaniline	800	U
131-11-3	Dimethylphthalate	390	U
208-96-8	Acenaphthylene	46	J
606-20-2	2,6-Dinitrotoluene	390	U
99-09-2	3-Nitroaniline	800	U
83-32-9	Acenaphthene	390	U
51-28-5	2,4-Dinitrophenol	800	U
100-02-7	4-Nitrophenol	800	U
132-64-9	Dibenzofuran	390	U
121-14-2	2,4-Dinitrotoluene	390	U

1E - FORM I SV-2

SEMIVOLATILE ORGANICS ANALYSIS DATA SHEET

CLIENT SAMPLE NO.

690-SS-4(0-2")-O

Lab Name: MITKEM LABORATORIES Contract:

Lab Code: MITKEM Case No.: H2643 Mod. Ref No.: SDG No.: SH2643

Matrix: (SOIL/SED/WATER) SOIL Lab Sample ID: H2643-07A

Sample wt/vol: 30.0 (g/mL) G Lab File ID: S3G2123.D

Level: (LOW/MED) LOW Extraction: (Type) SONC

% Moisture: 16 Decanted: (Y/N) N Date Received: 12/29/2009

Concentrated Extract Volume: 1000 (uL) Date Extracted: 12/30/2009

Injection Volume: 1.0 (uL) GPC Factor: 1.00 Date Analyzed: 01/04/2010

GPC Cleanup: (Y/N) N pH: Dilution Factor: 1.0

CAS NO.	COMPOUND	CONCENTRATION UNITS: (ug/L or ug/Kg) µG/KG	Q
84-66-2	Diethylphthalate	390	U
7005-72-3	4-Chlorophenyl-phenylether	390	U
86-73-7	Fluorene	390	U
100-01-6	4-Nitroaniline	800	U
534-52-1	4,6-Dinitro-2-methylphenol	800	U
86-30-6	N-Nitrosodiphenylamine	390	U
101-55-3	4-Bromophenyl-phenylether	390	U
118-74-1	Hexachlorobenzene	390	U
87-86-5	Pentachlorophenol	800	U
85-01-8	Phenanthrene	230	J
120-12-7	Anthracene	75	J
86-74-8	Carbazole	390	U
84-74-2	Di-n-butylphthalate	130	J
206-44-0	Fluoranthene	530	
129-00-0	Pyrene	430	
85-68-7	Butylbenzylphthalate	390	U
91-94-1	3,3'-Dichlorobenzidine	390	U
56-55-3	Benzo(a)anthracene	260	J
218-01-9	Chrysene	280	J
117-81-7	Bis(2-ethylhexyl)phthalate	390	U
117-84-0	Di-n-octylphthalate	390	U
205-99-2	Benzo(b)fluoranthene	440	
207-08-9	Benzo(k)fluoranthene	190	J
50-32-8	Benzo(a)pyrene	320	J
193-39-5	Indeno(1,2,3-cd)pyrene	220	J
53-70-3	Dibenzo(a,h)anthracene	51	J
191-24-2	Benzo(g,h,i)perylene	250	J

1K - FORM I SV-TIC

SEMIVOLATILE ORGANICS ANALYSIS DATA SHEET

TENTATIVELY IDENTIFIED COMPOUNDS

CLIENT SAMPLE NO.

690-SS-4(0-2")-O

Lab Name: MITKEM LABORATORIES Contract:

Lab Code: MITKEM Case No.: H2643 Mod. Ref No.: SDG No.: SH2643

Matrix: (SOIL/SED/WATER) SOIL Lab Sample ID: H2643-07A

Sample wt/vol: 30.0 (g/mL) G Lab File ID: S3G2123.D

Level: (TRACE or LOW/MED) LOW Extraction: (Type) SONC

% Moisture: 16 Decanted: (Y/N) N Date Received: 12/29/2009

Concentrated Extract Volume: 1000 (uL) Date Extracted: 12/30/2009

Injection Volume: 1.0 (uL) GPC Factor: 1.00 Date Analyzed: 01/04/2010

GPC Cleanup: (Y/N) N pH: Dilution Factor: 1.0

CONCENTRATION UNITS: (ug/L or ug/Kg) µG/KG

	CAS NUMBER	COMPOUND NAME	RT	EST. CONC.	Q
01		Unknown-01	3.558	550	J
02		Unknown-02	3.644	1100	J
03		Unknown-03	3.905	200	J
04		Unknown-04	3.943	1500	J
05		Unknown-05	4.370	400	J
06	80-53-5	Cyclohexanemethanol, 4-hydro	5.919	180	NJ
07	112-84-5	13-Docosenamide, (Z)-	11.272	210	NJ
08	192-97-2	Benzo[e]pyrene	11.700	190	NJ
	E96679€[2]	Total Alkanes	N/A		

[2] EPA-designated Registry Number.

1D - FORM I SV-1

SEMIVOLATILE ORGANICS ANALYSIS DATA SHEET

CLIENT SAMPLE NO.

690-SS-4(2"-2')-O

Lab Name: MITKEM LABORATORIES Contract:

Lab Code: MITKEM Case No.: H2643 Mod. Ref No.: SDG No.: SH2643

Matrix: (SOIL/SED/WATER) SOIL Lab Sample ID: H2643-08A

Sample wt/vol: 30.1 (g/mL) G Lab File ID: S3G2124.D

Level: (LOW/MED) LOW Extraction: (Type) SONC

% Moisture: 7.0 Decanted: (Y/N) N Date Received: 12/29/2009

Concentrated Extract Volume: 1000 (uL) Date Extracted: 12/30/2009

Injection Volume: 1.0 (uL) GPC Factor: 1.00 Date Analyzed: 01/04/2010

GPC Cleanup: (Y/N) N pH: Dilution Factor: 1.0

CAS NO.	COMPOUND	CONCENTRATION UNITS: (ug/L or ug/Kg) µG/KG	Q
108-95-2	Phenol	350	U
111-44-4	Bis(2-chloroethyl)ether	350	U
95-57-8	2-Chlorophenol	350	U
541-73-1	1,3-Dichlorobenzene	350	U
106-46-7	1,4-Dichlorobenzene	350	U
95-50-1	1,2-Dichlorobenzene	350	U
95-48-7	2-Methylphenol	350	U
108-60-1	2,2'-oxybis(1-Chloropropane)	350	U
106-44-5	4-Methylphenol	350	U
621-64-7	N-Nitroso-di-n-propylamine	350	U
67-72-1	Hexachloroethane	350	U
98-95-3	Nitrobenzene	350	U
78-59-1	Isophorone	350	U
88-75-5	2-Nitrophenol	350	U
105-67-9	2,4-Dimethylphenol	350	U
120-83-2	2,4-Dichlorophenol	350	U
120-82-1	1,2,4-Trichlorobenzene	350	U
91-20-3	Naphthalene	72	J
106-47-8	4-Chloroaniline	350	U
111-91-1	Bis(2-chloroethoxy)methane	350	U
87-68-3	Hexachlorobutadiene	350	U
59-50-7	4-Chloro-3-methylphenol	350	U
91-57-6	2-Methylnaphthalene	60	J
77-47-4	Hexachlorocyclopentadiene	350	U
88-06-2	2,4,6-Trichlorophenol	350	U
95-95-4	2,4,5-Trichlorophenol	720	U
91-58-7	2-Chloronaphthalene	350	U
88-74-4	2-Nitroaniline	720	U
131-11-3	Dimethylphthalate	350	U
208-96-8	Acenaphthylene	440	
606-20-2	2,6-Dinitrotoluene	350	U
99-09-2	3-Nitroaniline	720	U
83-32-9	Acenaphthene	350	U
51-28-5	2,4-Dinitrophenol	720	U
100-02-7	4-Nitrophenol	720	U
132-64-9	Dibenzofuran	350	U
121-14-2	2,4-Dinitrotoluene	350	U

1E - FORM I SV-2

SEMIVOLATILE ORGANICS ANALYSIS DATA SHEET

CLIENT SAMPLE NO.

690-SS-4(2"-2')-O

Lab Name: MITKEM LABORATORIES Contract:

Lab Code: MITKEM Case No.: H2643 Mod. Ref No.: SDG No.: SH2643

Matrix: (SOIL/SED/WATER) SOIL Lab Sample ID: H2643-08A

Sample wt/vol: 30.1 (g/mL) G Lab File ID: S3G2124.D

Level: (LOW/MED) LOW Extraction: (Type) SONC

% Moisture: 7.0 Decanted: (Y/N) N Date Received: 12/29/2009

Concentrated Extract Volume: 1000 (uL) Date Extracted: 12/30/2009

Injection Volume: 1.0 (uL) GPC Factor: 1.00 Date Analyzed: 01/04/2010

GPC Cleanup: (Y/N) N pH: Dilution Factor: 1.0

CAS NO.	COMPOUND	CONCENTRATION UNITS: (ug/L or ug/Kg) µG/KG	Q
84-66-2	Diethylphthalate	350	U
7005-72-3	4-Chlorophenyl-phenylether	350	U
86-73-7	Fluorene	350	U
100-01-6	4-Nitroaniline	720	U
534-52-1	4,6-Dinitro-2-methylphenol	720	U
86-30-6	N-Nitrosodiphenylamine	350	U
101-55-3	4-Bromophenyl-phenylether	350	U
118-74-1	Hexachlorobenzene	350	U
87-86-5	Pentachlorophenol	720	U
85-01-8	Phenanthrene	190	J
120-12-7	Anthracene	230	J
86-74-8	Carbazole	42	J
84-74-2	Di-n-butylphthalate	150	J
206-44-0	Fluoranthene	460	
129-00-0	Pyrene	530	
85-68-7	Butylbenzylphthalate	350	U
91-94-1	3,3'-Dichlorobenzidine	350	U
56-55-3	Benzo(a)anthracene	360	
218-01-9	Chrysene	390	
117-81-7	Bis(2-ethylhexyl)phthalate	350	U
117-84-0	Di-n-octylphthalate	350	U
205-99-2	Benzo(b)fluoranthene	690	
207-08-9	Benzo(k)fluoranthene	250	J
50-32-8	Benzo(a)pyrene	490	
193-39-5	Indeno(1,2,3-cd)pyrene	470	
53-70-3	Dibenzo(a,h)anthracene	140	J
191-24-2	Benzo(g,h,i)perylene	640	

1K - FORM I SV-TIC

SEMIVOLATILE ORGANICS ANALYSIS DATA SHEET

TENTATIVELY IDENTIFIED COMPOUNDS

CLIENT SAMPLE NO.

690-SS-4(2"-2')-O

Lab Name: MITKEM LABORATORIES Contract:

Lab Code: MITKEM Case No.: H2643 Mod. Ref No.: SDG No.: SH2643

Matrix: (SOIL/SED/WATER) SOIL Lab Sample ID: H2643-08A

Sample wt/vol: 30.1 (g/mL) G Lab File ID: S3G2124.D

Level: (TRACE or LOW/MED) LOW Extraction: (Type) SONC

% Moisture: 7.0 Decanted: (Y/N) N Date Received: 12/29/2009

Concentrated Extract Volume: 1000 (uL) Date Extracted: 12/30/2009

Injection Volume: 1.0 (uL) GPC Factor: 1.00 Date Analyzed: 01/04/2010

GPC Cleanup: (Y/N) N pH: Dilution Factor: 1.0

CONCENTRATION UNITS: (ug/L or ug/Kg) µG/KG

	CAS NUMBER	COMPOUND NAME	RT	EST. CONC.	Q
01		Unknown-01	3.558	760	J
02		Unknown-02	3.643	1200	J
03		Unknown-03	3.729	150	J
04		Unknown-04	3.937	640	J
05		Unknown-05	4.375	170	J
06	143-07-7	Dodecanoic acid	7.057	240	NJ
	E966796[2]	Total Alkanes	N/A		

[2] EPA-designated Registry Number.

1D - FORM I SV-1

SEMIVOLATILE ORGANICS ANALYSIS DATA SHEET

CLIENT SAMPLE NO.

690-SS-5(0-2")-O

Lab Name: MITKEM LABORATORIES Contract:

Lab Code: MITKEM Case No.: H2643 Mod. Ref No.: SDG No.: SH2643

Matrix: (SOIL/SED/WATER) SOIL Lab Sample ID: H2643-09A

Sample wt/vol: 30.4 (g/mL) G Lab File ID: S3G2125.D

Level: (LOW/MED) LOW Extraction: (Type) SONC

% Moisture: 15 Decanted: (Y/N) N Date Received: 12/29/2009

Concentrated Extract Volume: 1000 (uL) Date Extracted: 12/30/2009

Injection Volume: 1.0 (uL) GPC Factor: 1.00 Date Analyzed: 01/04/2010

GPC Cleanup: (Y/N) N pH: Dilution Factor: 1.0

CAS NO.	COMPOUND	CONCENTRATION UNITS: (ug/L or ug/Kg) µG/KG	Q
108-95-2	Phenol	380	U
111-44-4	Bis(2-chloroethyl)ether	380	U
95-57-8	2-Chlorophenol	380	U
541-73-1	1,3-Dichlorobenzene	380	U
106-46-7	1,4-Dichlorobenzene	380	U
95-50-1	1,2-Dichlorobenzene	380	U
95-48-7	2-Methylphenol	380	U
108-60-1	2,2´-oxybis(1-Chloropropane)	380	U
106-44-5	4-Methylphenol	380	U
621-64-7	N-Nitroso-di-n-propylamine	380	U
67-72-1	Hexachloroethane	380	U
98-95-3	Nitrobenzene	380	U
78-59-1	Isophorone	380	U
88-75-5	2-Nitrophenol	380	U
105-67-9	2,4-Dimethylphenol	380	U
120-83-2	2,4-Dichlorophenol	380	U
120-82-1	1,2,4-Trichlorobenzene	380	U
91-20-3	Naphthalene	380	U
106-47-8	4-Chloroaniline	380	U
111-91-1	Bis(2-chloroethoxy)methane	380	U
87-68-3	Hexachlorobutadiene	380	U
59-50-7	4-Chloro-3-methylphenol	380	U
91-57-6	2-Methylnaphthalene	380	U
77-47-4	Hexachlorocyclopentadiene	380	U
88-06-2	2,4,6-Trichlorophenol	380	U
95-95-4	2,4,5-Trichlorophenol	780	U
91-58-7	2-Chloronaphthalene	380	U
88-74-4	2-Nitroaniline	780	U
131-11-3	Dimethylphthalate	380	U
208-96-8	Acenaphthylene	110	J
606-20-2	2,6-Dinitrotoluene	380	U
99-09-2	3-Nitroaniline	780	U
83-32-9	Acenaphthene	380	U
51-28-5	2,4-Dinitrophenol	780	U
100-02-7	4-Nitrophenol	780	U
132-64-9	Dibenzofuran	380	U
121-14-2	2,4-Dinitrotoluene	380	U

1E - FORM I SV-2

SEMIVOLATILE ORGANICS ANALYSIS DATA SHEET

CLIENT SAMPLE NO.

690-SS-5(0-2")-O

Lab Name: MITKEM LABORATORIES Contract:

Lab Code: MITKEM Case No.: H2643 Mod. Ref No.: SDG No.: SH2643

Matrix: (SOIL/SED/WATER) SOIL Lab Sample ID: H2643-09A

Sample wt/vol: 30.4 (g/mL) G Lab File ID: S3G2125.D

Level: (LOW/MED) LOW Extraction: (Type) SONC

% Moisture: 15 Decanted: (Y/N) N Date Received: 12/29/2009

Concentrated Extract Volume: 1000 (uL) Date Extracted: 12/30/2009

Injection Volume: 1.0 (uL) GPC Factor: 1.00 Date Analyzed: 01/04/2010

GPC Cleanup: (Y/N) N pH: Dilution Factor: 1.0

CAS NO.	COMPOUND	CONCENTRATION UNITS: (ug/L or ug/Kg) µG/KG	Q
84-66-2	Diethylphthalate	380	U
7005-72-3	4-Chlorophenyl-phenylether	380	U
86-73-7	Fluorene	40	J
100-01-6	4-Nitroaniline	780	U
534-52-1	4,6-Dinitro-2-methylphenol	780	U
86-30-6	N-Nitrosodiphenylamine	380	U
101-55-3	4-Bromophenyl-phenylether	380	U
118-74-1	Hexachlorobenzene	380	U
87-86-5	Pentachlorophenol	780	U
85-01-8	Phenanthrene	390	
120-12-7	Anthracene	120	J
86-74-8	Carbazole	49	J
84-74-2	Di-n-butylphthalate	110	J
206-44-0	Fluoranthene	920	
129-00-0	Pyrene	690	
85-68-7	Butylbenzylphthalate	380	U
91-94-1	3,3'-Dichlorobenzidine	380	U
56-55-3	Benzo(a)anthracene	400	
218-01-9	Chrysene	460	
117-81-7	Bis(2-ethylhexyl)phthalate	380	U
117-84-0	Di-n-octylphthalate	380	U
205-99-2	Benzo(b)fluoranthene	600	
207-08-9	Benzo(k)fluoranthene	300	J
50-32-8	Benzo(a)pyrene	440	
193-39-5	Indeno(1,2,3-cd)pyrene	310	J
53-70-3	Dibenzo(a,h)anthracene	65	J
191-24-2	Benzo(g,h,i)perylene	300	J

1K - FORM I SV-TIC

SEMIVOLATILE ORGANICS ANALYSIS DATA SHEET

TENTATIVELY IDENTIFIED COMPOUNDS

CLIENT SAMPLE NO.

690-SS-5(0-2")-O

Lab Name: MITKEM LABORATORIES Contract:

Lab Code: MITKEM Case No.: H2643 Mod. Ref No.: SDG No.: SH2643

Matrix: (SOIL/SED/WATER) SOIL Lab Sample ID: H2643-09A

Sample wt/vol: 30.4 (g/mL) G Lab File ID: S3G2125.D

Level: (TRACE or LOW/MED) LOW Extraction: (Type) SONC

% Moisture: 15 Decanted: (Y/N) N Date Received: 12/29/2009

Concentrated Extract Volume: 1000 (uL) Date Extracted: 12/30/2009

Injection Volume: 1.0 (uL) GPC Factor: 1.00 Date Analyzed: 01/04/2010

GPC Cleanup: (Y/N) N pH: Dilution Factor: 1.0

CONCENTRATION UNITS: (ug/L or ug/Kg) µG/KG

	CAS NUMBER	COMPOUND NAME	RT	EST. CONC.	Q
01		Unknown-01	3.559	460	J
02		Unknown-02	3.644	840	J
03	79-92-5	Camphene	3.740	170	NJ
04		Unknown-03	3.911	240	J
05		Unknown-04	3.943	1100	J
06		Unknown-05	4.376	310	J
07	103-82-2	Benzeneacetic acid	5.514	250	NJ
08	2451-01-6	Terpin Hydrate	5.920	260	NJ
09	143-07-7	Dodecanoic acid	7.058	180	NJ
10	18835-32-0	1-Tricosene	10.471	330	NJ
11		Unknown-06	11.273	180	J
	E96679€ [2]	Total Alkanes	N/A		

[2] EPA-designated Registry Number.

1D - FORM I SV-1

SEMIVOLATILE ORGANICS ANALYSIS DATA SHEET

CLIENT SAMPLE NO.

690-SS-5(2"-2')-O

Lab Name: MITKEM LABORATORIES Contract:

Lab Code: MITKEM Case No.: H2643 Mod. Ref No.: SDG No.: SH2643

Matrix: (SOIL/SED/WATER) SOIL Lab Sample ID: H2643-10A

Sample wt/vol: 30.5 (g/mL) G Lab File ID: S3G2126.D

Level: (LOW/MED) LOW Extraction: (Type) SONC

% Moisture: 17 Decanted: (Y/N) N Date Received: 12/29/2009

Concentrated Extract Volume: 1000 (uL) Date Extracted: 12/30/2009

Injection Volume: 1.0 (uL) GPC Factor: 1.00 Date Analyzed: 01/04/2010

GPC Cleanup: (Y/N) N pH: Dilution Factor: 1.0

CAS NO.	COMPOUND	CONCENTRATION UNITS: (ug/L or ug/Kg) µG/KG	Q
108-95-2	Phenol	390	U
111-44-4	Bis(2-chloroethyl)ether	390	U
95-57-8	2-Chlorophenol	390	U
541-73-1	1,3-Dichlorobenzene	390	U
106-46-7	1,4-Dichlorobenzene	390	U
95-50-1	1,2-Dichlorobenzene	390	U
95-48-7	2-Methylphenol	390	U
108-60-1	2,2'-oxybis(1-Chloropropane)	390	U
106-44-5	4-Methylphenol	390	U
621-64-7	N-Nitroso-di-n-propylamine	390	U
67-72-1	Hexachloroethane	390	U
98-95-3	Nitrobenzene	390	U
78-59-1	Isophorone	390	U
88-75-5	2-Nitrophenol	390	U
105-67-9	2,4-Dimethylphenol	390	U
120-83-2	2,4-Dichlorophenol	390	U
120-82-1	1,2,4-Trichlorobenzene	390	U
91-20-3	Naphthalene	390	U
106-47-8	4-Chloroaniline	390	U
111-91-1	Bis(2-chloroethoxy)methane	390	U
87-68-3	Hexachlorobutadiene	390	U
59-50-7	4-Chloro-3-methylphenol	390	U
91-57-6	2-Methylnaphthalene	390	U
77-47-4	Hexachlorocyclopentadiene	390	U
88-06-2	2,4,6-Trichlorophenol	390	U
95-95-4	2,4,5-Trichlorophenol	790	U
91-58-7	2-Chloronaphthalene	390	U
88-74-4	2-Nitroaniline	790	U
131-11-3	Dimethylphthalate	390	U
208-96-8	Acenaphthylene	390	U
606-20-2	2,6-Dinitrotoluene	390	U
99-09-2	3-Nitroaniline	790	U
83-32-9	Acenaphthene	390	U
51-28-5	2,4-Dinitrophenol	790	U
100-02-7	4-Nitrophenol	790	U
132-64-9	Dibenzofuran	390	U
121-14-2	2,4-Dinitrotoluene	390	U

1E - FORM I SV-2

SEMIVOLATILE ORGANICS ANALYSIS DATA SHEET

CLIENT SAMPLE NO.

690-SS-5(2"-2')-O

Lab Name: MITKEM LABORATORIES Contract:

Lab Code: MITKEM Case No.: H2643 Mod. Ref No.: SDG No.: SH2643

Matrix: (SOIL/SED/WATER) SOIL Lab Sample ID: H2643-10A

Sample wt/vol: 30.5 (g/mL) G Lab File ID: S3G2126.D

Level: (LOW/MED) LOW Extraction: (Type) SONC

% Moisture: 17 Decanted: (Y/N) N Date Received: 12/29/2009

Concentrated Extract Volume: 1000 (uL) Date Extracted: 12/30/2009

Injection Volume: 1.0 (uL) GPC Factor: 1.00 Date Analyzed: 01/04/2010

GPC Cleanup: (Y/N) N pH: Dilution Factor: 1.0

CAS NO.	COMPOUND	CONCENTRATION UNITS: (ug/L or ug/Kg) µG/KG	Q
84-66-2	Diethylphthalate	390	U
7005-72-3	4-Chlorophenyl-phenylether	390	U
86-73-7	Fluorene	390	U
100-01-6	4-Nitroaniline	790	U
534-52-1	4,6-Dinitro-2-methylphenol	790	U
86-30-6	N-Nitrosodiphenylamine	390	U
101-55-3	4-Bromophenyl-phenylether	390	U
118-74-1	Hexachlorobenzene	390	U
87-86-5	Pentachlorophenol	790	U
85-01-8	Phenanthrene	50	J
120-12-7	Anthracene	390	U
86-74-8	Carbazole	390	U
84-74-2	Di-n-butylphthalate	110	J
206-44-0	Fluoranthene	140	J
129-00-0	Pyrene	110	J
85-68-7	Butylbenzylphthalate	390	U
91-94-1	3,3'-Dichlorobenzidine	390	U
56-55-3	Benzo(a)anthracene	69	J
218-01-9	Chrysene	78	J
117-81-7	Bis(2-ethylhexyl)phthalate	390	U
117-84-0	Di-n-octylphthalate	390	U
205-99-2	Benzo(b)fluoranthene	110	J
207-08-9	Benzo(k)fluoranthene	54	J
50-32-8	Benzo(a)pyrene	79	J
193-39-5	Indeno(1,2,3-cd)pyrene	60	J
53-70-3	Dibenzo(a,h)anthracene	390	U
191-24-2	Benzo(g,h,i)perylene	57	J

1K - FORM I SV-TIC

SEMIVOLATILE ORGANICS ANALYSIS DATA SHEET

TENTATIVELY IDENTIFIED COMPOUNDS

CLIENT SAMPLE NO.

690-SS-5(2"-2')-O

Lab Name: MITKEM LABORATORIES Contract:

Lab Code: MITKEM Case No.: H2643 Mod. Ref No.: SDG No.: SH2643

Matrix: (SOIL/SED/WATER) SOIL Lab Sample ID: H2643-10A

Sample wt/vol: 30.5 (g/mL) G Lab File ID: S3G2126.D

Level: (TRACE or LOW/MED) LOW Extraction: (Type) SONC

% Moisture: 17 Decanted: (Y/N) N Date Received: 12/29/2009

Concentrated Extract Volume: 1000 (uL) Date Extracted: 12/30/2009

Injection Volume: 1.0 (uL) GPC Factor: 1.00 Date Analyzed: 01/04/2010

GPC Cleanup: (Y/N) N pH: Dilution Factor: 1.0

CONCENTRATION UNITS: (ug/L or ug/Kg) µG/KG

	CAS NUMBER	COMPOUND NAME	RT	EST. CONC.	Q
01		Unknown-01	3.557	390	J
02		Unknown-02	3.643	910	J
03	79-92-5	Camphene	3.739	170	NJ
04		Unknown-03	3.942	900	J
05	103-82-2	Benzeneacetic acid	5.513	330	NJ
06	2451-01-6	Terpin Hydrate	5.924	270	NJ
07	2136-70-1	Ethanol, 2-(tetradecyloxy)-	10.470	350	NJ
08	71502-22-2	9-Hexacosene	11.042	430	NJ
09		Unknown-04	11.271	190	J
	E96679€[2]	Total Alkanes	N/A		

[2] EPA-designated Registry Number.

1D - FORM I SV-1

SEMIVOLATILE ORGANICS ANALYSIS DATA SHEET

CLIENT SAMPLE NO.

690-SS-6(0-2")-O

Lab Name: MITKEM LABORATORIES Contract:

Lab Code: MITKEM Case No.: H2643 Mod. Ref No.: SDG No.: SH2643

Matrix: (SOIL/SED/WATER) SOIL Lab Sample ID: H2643-11A

Sample wt/vol: 30.4 (g/mL) G Lab File ID: S3G2127.D

Level: (LOW/MED) LOW Extraction: (Type) SONC

% Moisture: 13 Decanted: (Y/N) N Date Received: 12/29/2009

Concentrated Extract Volume: 1000 (uL) Date Extracted: 12/30/2009

Injection Volume: 1.0 (uL) GPC Factor: 1.00 Date Analyzed: 01/04/2010

GPC Cleanup: (Y/N) N pH: Dilution Factor: 1.0

CAS NO.	COMPOUND	CONCENTRATION UNITS: (ug/L or ug/Kg) µG/KG	Q
108-95-2	Phenol	370	U
111-44-4	Bis(2-chloroethyl)ether	370	U
95-57-8	2-Chlorophenol	370	U
541-73-1	1,3-Dichlorobenzene	370	U
106-46-7	1,4-Dichlorobenzene	370	U
95-50-1	1,2-Dichlorobenzene	370	U
95-48-7	2-Methylphenol	370	U
108-60-1	2,2'-oxybis(1-Chloropropane)	370	U
106-44-5	4-Methylphenol	370	U
621-64-7	N-Nitroso-di-n-propylamine	370	U
67-72-1	Hexachloroethane	370	U
98-95-3	Nitrobenzene	370	U
78-59-1	Isophorone	370	U
88-75-5	2-Nitrophenol	370	U
105-67-9	2,4-Dimethylphenol	370	U
120-83-2	2,4-Dichlorophenol	370	U
120-82-1	1,2,4-Trichlorobenzene	370	U
91-20-3	Naphthalene	370	U
106-47-8	4-Chloroaniline	370	U
111-91-1	Bis(2-chloroethoxy)methane	370	U
87-68-3	Hexachlorobutadiene	370	U
59-50-7	4-Chloro-3-methylphenol	370	U
91-57-6	2-Methylnaphthalene	370	U
77-47-4	Hexachlorocyclopentadiene	370	U
88-06-2	2,4,6-Trichlorophenol	370	U
95-95-4	2,4,5-Trichlorophenol	760	U
91-58-7	2-Chloronaphthalene	370	U
88-74-4	2-Nitroaniline	760	U
131-11-3	Dimethylphthalate	370	U
208-96-8	Acenaphthylene	57	J
606-20-2	2,6-Dinitrotoluene	370	U
99-09-2	3-Nitroaniline	760	U
83-32-9	Acenaphthene	370	U
51-28-5	2,4-Dinitrophenol	760	U
100-02-7	4-Nitrophenol	760	U
132-64-9	Dibenzofuran	370	U
121-14-2	2,4-Dinitrotoluene	370	U

1E - FORM I SV-2

SEMIVOLATILE ORGANICS ANALYSIS DATA SHEET

CLIENT SAMPLE NO.

690-SS-6(0-2")-O

Lab Name: MITKEM LABORATORIES Contract:

Lab Code: MITKEM Case No.: H2643 Mod. Ref No.: SDG No.: SH2643

Matrix: (SOIL/SED/WATER) SOIL Lab Sample ID: H2643-11A

Sample wt/vol: 30.4 (g/mL) G Lab File ID: S3G2127.D

Level: (LOW/MED) LOW Extraction: (Type) SONC

% Moisture: 13 Decanted: (Y/N) N Date Received: 12/29/2009

Concentrated Extract Volume: 1000 (uL) Date Extracted: 12/30/2009

Injection Volume: 1.0 (uL) GPC Factor: 1.00 Date Analyzed: 01/04/2010

GPC Cleanup: (Y/N) N pH: Dilution Factor: 1.0

CAS NO.	COMPOUND	CONCENTRATION UNITS: (ug/L or ug/Kg) ug/KG	Q
84-66-2	Diethylphthalate	370	U
7005-72-3	4-Chlorophenyl-phenylether	370	U
86-73-7	Fluorene	370	U
100-01-6	4-Nitroaniline	760	U
534-52-1	4,6-Dinitro-2-methylphenol	760	U
86-30-6	N-Nitrosodiphenylamine	370	U
101-55-3	4-Bromophenyl-phenylether	370	U
118-74-1	Hexachlorobenzene	370	U
87-86-5	Pentachlorophenol	760	U
85-01-8	Phenanthrene	280	J
120-12-7	Anthracene	87	J
86-74-8	Carbazole	370	U
84-74-2	Di-n-butylphthalate	100	J
206-44-0	Fluoranthene	610	
129-00-0	Pyrene	500	
85-68-7	Butylbenzylphthalate	370	U
91-94-1	3,3'-Dichlorobenzidine	370	U
56-55-3	Benzo(a)anthracene	310	J
218-01-9	Chrysene	320	J
117-81-7	Bis(2-ethylhexyl)phthalate	370	U
117-84-0	Di-n-octylphthalate	370	U
205-99-2	Benzo(b)fluoranthene	450	
207-08-9	Benzo(k)fluoranthene	170	J
50-32-8	Benzo(a)pyrene	360	J
193-39-5	Indeno(1,2,3-cd)pyrene	250	J
53-70-3	Dibenzo(a,h)anthracene	52	J
191-24-2	Benzo(g,h,i)perylene	260	J

1K - FORM I SV-TIC

SEMIVOLATILE ORGANICS ANALYSIS DATA SHEET

TENTATIVELY IDENTIFIED COMPOUNDS

CLIENT SAMPLE NO.

690-SS-6(0-2")-O

Lab Name: MITKEM LABORATORIES Contract:

Lab Code: MITKEM Case No.: H2643 Mod. Ref No.: SDG No.: SH2643

Matrix: (SOIL/SED/WATER) SOIL Lab Sample ID: H2643-11A

Sample wt/vol: 30.4 (g/mL) G Lab File ID: S3G2127.D

Level: (TRACE or LOW/MED) LOW Extraction: (Type) SONC

% Moisture: 13 Decanted: (Y/N) N Date Received: 12/29/2009

Concentrated Extract Volume: 1000 (uL) Date Extracted: 12/30/2009

Injection Volume: 1.0 (uL) GPC Factor: 1.00 Date Analyzed: 01/04/2010

GPC Cleanup: (Y/N) N pH: Dilution Factor: 1.0

CONCENTRATION UNITS: (ug/L or ug/Kg) µG/KG

	CAS NUMBER	COMPOUND NAME	RT	EST. CONC.	Q
01		Unknown-01	3.557	760	J
02		Unknown-02	3.643	1000	J
03	5794-04-7	Bicyclo[2.2.1]heptane, 2,2-d	3.739	170	NJ
04		Unknown-03	3.910	260	J
05		Unknown-04	3.942	1600	J
06		Unknown-05	4.375	320	J
07		Unknown-06	11.277	230	J
	E966796[2]	Total Alkanes	N/A		

[2] EPA-designated Registry Number.

1D - FORM I SV-1

SEMIVOLATILE ORGANICS ANALYSIS DATA SHEET

CLIENT SAMPLE NO.

690-SS-6(2"-2')-O

Lab Name: MITKEM LABORATORIES Contract:

Lab Code: MITKEM Case No.: H2643 Mod. Ref No.: SDG No.: SH2643

Matrix: (SOIL/SED/WATER) SOIL Lab Sample ID: H2643-12A

Sample wt/vol: 30.2 (g/mL) G Lab File ID: S3G2128.D

Level: (LOW/MED) LOW Extraction: (Type) SONC

% Moisture: 12 Decanted: (Y/N) N Date Received: 12/29/2009

Concentrated Extract Volume: 1000 (uL) Date Extracted: 12/30/2009

Injection Volume: 1.0 (uL) GPC Factor: 1.00 Date Analyzed: 01/04/2010

GPC Cleanup: (Y/N) N pH: Dilution Factor: 1.0

CAS NO.	COMPOUND	CONCENTRATION UNITS: (ug/L or ug/Kg) µG/KG	Q
108-95-2	Phenol	370	U
111-44-4	Bis(2-chloroethyl)ether	370	U
95-57-8	2-Chlorophenol	370	U
541-73-1	1,3-Dichlorobenzene	370	U
106-46-7	1,4-Dichlorobenzene	370	U
95-50-1	1,2-Dichlorobenzene	370	U
95-48-7	2-Methylphenol	370	U
108-60-1	2,2'-oxybis(1-Chloropropane)	370	U
106-44-5	4-Methylphenol	370	U
621-64-7	N-Nitroso-di-n-propylamine	370	U
67-72-1	Hexachloroethane	370	U
98-95-3	Nitrobenzene	370	U
78-59-1	Isophorone	370	U
88-75-5	2-Nitrophenol	370	U
105-67-9	2,4-Dimethylphenol	370	U
120-83-2	2,4-Dichlorophenol	370	U
120-82-1	1,2,4-Trichlorobenzene	370	U
91-20-3	Naphthalene	370	U
106-47-8	4-Chloroaniline	370	U
111-91-1	Bis(2-chloroethoxy)methane	370	U
87-68-3	Hexachlorobutadiene	370	U
59-50-7	4-Chloro-3-methylphenol	370	U
91-57-6	2-Methylnaphthalene	370	U
77-47-4	Hexachlorocyclopentadiene	370	U
88-06-2	2,4,6-Trichlorophenol	370	U
95-95-4	2,4,5-Trichlorophenol	760	U
91-58-7	2-Chloronaphthalene	370	U
88-74-4	2-Nitroaniline	760	U
131-11-3	Dimethylphthalate	370	U
208-96-8	Acenaphthylene	370	U
606-20-2	2,6-Dinitrotoluene	370	U
99-09-2	3-Nitroaniline	760	U
83-32-9	Acenaphthene	370	U
51-28-5	2,4-Dinitrophenol	760	U
100-02-7	4-Nitrophenol	760	U
132-64-9	Dibenzofuran	370	U
121-14-2	2,4-Dinitrotoluene	370	U

1E - FORM I SV-2

SEMIVOLATILE ORGANICS ANALYSIS DATA SHEET

CLIENT SAMPLE NO.

690-SS-6(2"-2')-O

Lab Name: MITKEM LABORATORIES Contract:

Lab Code: MITKEM Case No.: H2643 Mod. Ref No.: SDG No.: SH2643

Matrix: (SOIL/SED/WATER) SOIL Lab Sample ID: H2643-12A

Sample wt/vol: 30.2 (g/mL) G Lab File ID: S3G2128.D

Level: (LOW/MED) LOW Extraction: (Type) SONC

% Moisture: 12 Decanted: (Y/N) N Date Received: 12/29/2009

Concentrated Extract Volume: 1000 (uL) Date Extracted: 12/30/2009

Injection Volume: 1.0 (uL) GPC Factor: 1.00 Date Analyzed: 01/04/2010

GPC Cleanup: (Y/N) N pH: Dilution Factor: 1.0

CAS NO.	COMPOUND	CONCENTRATION UNITS: (ug/L or ug/Kg) µG/KG	Q
84-66-2	Diethylphthalate	370	U
7005-72-3	4-Chlorophenyl-phenylether	370	U
86-73-7	Fluorene	370	U
100-01-6	4-Nitroaniline	760	U
534-52-1	4,6-Dinitro-2-methylphenol	760	U
86-30-6	N-Nitrosodiphenylamine	370	U
101-55-3	4-Bromophenyl-phenylether	370	U
118-74-1	Hexachlorobenzene	370	U
87-86-5	Pentachlorophenol	760	U
85-01-8	Phenanthrene	370	U
120-12-7	Anthracene	370	U
86-74-8	Carbazole	370	U
84-74-2	Di-n-butylphthalate	97	J
206-44-0	Fluoranthene	85	J
129-00-0	Pyrene	71	J
85-68-7	Butylbenzylphthalate	370	U
91-94-1	3,3'-Dichlorobenzidine	370	U
56-55-3	Benzo(a)anthracene	46	J
218-01-9	Chrysene	46	J
117-81-7	Bis(2-ethylhexyl)phthalate	370	U
117-84-0	Di-n-octylphthalate	370	U
205-99-2	Benzo(b)fluoranthene	73	J
207-08-9	Benzo(k)fluoranthene	370	U
50-32-8	Benzo(a)pyrene	54	J
193-39-5	Indeno(1,2,3-cd)pyrene	41	J
53-70-3	Dibenzo(a,h)anthracene	370	U
191-24-2	Benzo(g,h,i)perylene	43	J

1K - FORM I SV-TIC

SEMIVOLATILE ORGANICS ANALYSIS DATA SHEET

TENTATIVELY IDENTIFIED COMPOUNDS

CLIENT SAMPLE NO.

690-SS-6(2"-2')-O

Lab Name: MITKEM LABORATORIES Contract:

Lab Code: MITKEM Case No.: H2643 Mod. Ref No.: SDG No.: SH2643

Matrix: (SOIL/SED/WATER) SOIL Lab Sample ID: H2643-12A

Sample wt/vol: 30.2 (g/mL) G Lab File ID: S3G2128.D

Level: (TRACE or LOW/MED) LOW Extraction: (Type) SONC

% Moisture: 12 Decanted: (Y/N) N Date Received: 12/29/2009

Concentrated Extract Volume: 1000 (uL) Date Extracted: 12/30/2009

Injection Volume: 1.0 (uL) GPC Factor: 1.00 Date Analyzed: 01/04/2010

GPC Cleanup: (Y/N) N pH: Dilution Factor: 1.0

CONCENTRATION UNITS: (ug/L or ug/Kg) µG/KG

	CAS NUMBER	COMPOUND NAME	RT	EST. CONC.	Q
01		Unknown-01	3.558	160	J
02		Unknown-02	3.644	610	J
03	79-92-5	Camphene	3.740	180	NJ
04		Unknown-03	3.943	1500	J
05		Unknown-04	5.284	150	J
06	2451-01-6	Terpin Hydrate	5.925	190	NJ
07		Unknown-05	11.273	200	J
	E96679[2]	Total Alkanes	N/A		

[2] EPA-designated Registry Number.

1D - FORM I SV-1

SEMIVOLATILE ORGANICS ANALYSIS DATA SHEET

CLIENT SAMPLE NO.

690-SS-8(0-2")-O

Lab Name: MITKEM LABORATORIES Contract:

Lab Code: MITKEM Case No.: H2643 Mod. Ref No.: SDG No.: SH2643

Matrix: (SOIL/SED/WATER) SOIL Lab Sample ID: H2643-13A

Sample wt/vol: 30.5 (g/mL) G Lab File ID: S3G2129.D

Level: (LOW/MED) LOW Extraction: (Type) SONC

% Moisture: 12 Decanted: (Y/N) N Date Received: 12/29/2009

Concentrated Extract Volume: 1000 (uL) Date Extracted: 12/30/2009

Injection Volume: 1.0 (uL) GPC Factor: 1.00 Date Analyzed: 01/04/2010

GPC Cleanup: (Y/N) N pH: Dilution Factor: 1.0

CAS NO.	COMPOUND	CONCENTRATION UNITS: (ug/L or ug/Kg) µG/KG	Q
108-95-2	Phenol	370	U
111-44-4	Bis(2-chloroethyl)ether	370	U
95-57-8	2-Chlorophenol	370	U
541-73-1	1,3-Dichlorobenzene	370	U
106-46-7	1,4-Dichlorobenzene	370	U
95-50-1	1,2-Dichlorobenzene	370	U
95-48-7	2-Methylphenol	370	U
108-60-1	2,2'-oxybis(1-Chloropropane)	370	U
106-44-5	4-Methylphenol	370	U
621-64-7	N-Nitroso-di-n-propylamine	370	U
67-72-1	Hexachloroethane	370	U
98-95-3	Nitrobenzene	370	U
78-59-1	Isophorone	370	U
88-75-5	2-Nitrophenol	370	U
105-67-9	2,4-Dimethylphenol	370	U
120-83-2	2,4-Dichlorophenol	370	U
120-82-1	1,2,4-Trichlorobenzene	370	U
91-20-3	Naphthalene	370	U
106-47-8	4-Chloroaniline	370	U
111-91-1	Bis(2-chloroethoxy)methane	370	U
87-68-3	Hexachlorobutadiene	370	U
59-50-7	4-Chloro-3-methylphenol	370	U
91-57-6	2-Methylnaphthalene	370	U
77-47-4	Hexachlorocyclopentadiene	370	U J
88-06-2	2,4,6-Trichlorophenol	370	U
95-95-4	2,4,5-Trichlorophenol	750	U
91-58-7	2-Chloronaphthalene	370	U
88-74-4	2-Nitroaniline	750	U
131-11-3	Dimethylphthalate	370	U
208-96-8	Acenaphthylene	370	U
606-20-2	2,6-Dinitrotoluene	370	U
99-09-2	3-Nitroaniline	750	U
83-32-9	Acenaphthene	370	U
51-28-5	2,4-Dinitrophenol	750	U J
100-02-7	4-Nitrophenol	750	U
132-64-9	Dibenzofuran	370	U
121-14-2	2,4-Dinitrotoluene	370	U

1E - FORM I SV-2

SEMIVOLATILE ORGANICS ANALYSIS DATA SHEET

CLIENT SAMPLE NO.

690-SS-8(0-2")-O

Lab Name: MITKEM LABORATORIES Contract:

Lab Code: MITKEM Case No.: H2643 Mod. Ref No.: SDG No.: SH2643

Matrix: (SOIL/SED/WATER) SOIL Lab Sample ID: H2643-13A

Sample wt/vol: 30.5 (g/mL) G Lab File ID: S3G2129.D

Level: (LOW/MED) LOW Extraction: (Type) SONC

% Moisture: 12 Decanted: (Y/N) N Date Received: 12/29/2009

Concentrated Extract Volume: 1000 (uL) Date Extracted: 12/30/2009

Injection Volume: 1.0 (uL) GPC Factor: 1.00 Date Analyzed: 01/04/2010

GPC Cleanup: (Y/N) N pH: Dilution Factor: 1.0

CAS NO.	COMPOUND	CONCENTRATION UNITS: (ug/L or ug/Kg) µG/KG	Q
84-66-2	Diethylphthalate	370	U
7005-72-3	4-Chlorophenyl-phenylether	370	U
86-73-7	Fluorene	370	U
100-01-6	4-Nitroaniline	750	U
534-52-1	4,6-Dinitro-2-methylphenol	750	U J
86-30-6	N-Nitrosodiphenylamine	370	U
101-55-3	4-Bromophenyl-phenylether	370	U
118-74-1	Hexachlorobenzene	370	U
87-86-5	Pentachlorophenol	750	U
85-01-8	Phenanthrene	370	U
120-12-7	Anthracene	370	U
86-74-8	Carbazole	370	U
84-74-2	Di-n-butylphthalate	82	J
206-44-0	Fluoranthene	63	J
129-00-0	Pyrene	58	J
85-68-7	Butylbenzylphthalate	370	U
91-94-1	3,3'-Dichlorobenzidine	370	U
56-55-3	Benzo(a)anthracene	370	U
218-01-9	Chrysene	38	J
117-81-7	Bis(2-ethylhexyl)phthalate	370	U
117-84-0	Di-n-octylphthalate	370	U
205-99-2	Benzo(b)fluoranthene	54	J
207-08-9	Benzo(k)fluoranthene	370	U
50-32-8	Benzo(a)pyrene	43	J
193-39-5	Indeno(1,2,3-cd)pyrene	370	U
53-70-3	Dibenzo(a,h)anthracene	370	U
191-24-2	Benzo(g,h,i)perylene	370	U

1K - FORM I SV-TIC

SEMIVOLATILE ORGANICS ANALYSIS DATA SHEET

TENTATIVELY IDENTIFIED COMPOUNDS

CLIENT SAMPLE NO.

690-SS-8(0-2")-O

Lab Name: MITKEM LABORATORIES Contract:

Lab Code: MITKEM Case No.: H2643 Mod. Ref No.: SDG No.: SH2643

Matrix: (SOIL/SED/WATER) SOIL Lab Sample ID: H2643-13A

Sample wt/vol: 30.5 (g/mL) G Lab File ID: S3G2129.D

Level: (TRACE or LOW/MED) LOW Extraction: (Type) SONC

% Moisture: 12 Decanted: (Y/N) N Date Received: 12/29/2009

Concentrated Extract Volume: 1000 (uL) Date Extracted: 12/30/2009

Injection Volume: 1.0 (uL) GPC Factor: 1.00 Date Analyzed: 01/04/2010

GPC Cleanup: (Y/N) N pH: Dilution Factor: 1.0

CONCENTRATION UNITS: (ug/L or ug/Kg) µG/KG

	CAS NUMBER	COMPOUND NAME	RT	EST. CONC.	Q
01		Unknown-01	3.558	850	J
02		Unknown-02	3.644	890	J
03		Unknown-03	3.735	200	J
04		Unknown-04	3.943	1200	J
05		Unknown-05	4.376	160	J
06		Unknown-06	11.272	190	J
	E96679€[2]	Total Alkanes	N/A		

[2] EPA-designated Registry Number.

1D - FORM I SV-1

SEMIVOLATILE ORGANICS ANALYSIS DATA SHEET

CLIENT SAMPLE NO.

690-SS-8(2"-2')-O

Lab Name: MITKEM LABORATORIES Contract:

Lab Code: MITKEM Case No.: H2643 Mod. Ref No.: SDG No.: SH2643

Matrix: (SOIL/SED/WATER) SOIL Lab Sample ID: H2643-14A

Sample wt/vol: 30.4 (g/mL) G Lab File ID: S3G2132.D

Level: (LOW/MED) LOW Extraction: (Type) SONC

% Moisture: 10 Decanted: (Y/N) N Date Received: 12/29/2009

Concentrated Extract Volume: 1000 (uL) Date Extracted: 12/30/2009

Injection Volume: 1.0 (uL) GPC Factor: 1.00 Date Analyzed: 01/04/2010

GPC Cleanup: (Y/N) N pH: Dilution Factor: 1.0

CAS NO.	COMPOUND	CONCENTRATION UNITS: (ug/L or ug/Kg) µG/KG	Q
108-95-2	Phenol	360	U
111-44-4	Bis(2-chloroethyl)ether	360	U
95-57-8	2-Chlorophenol	360	U
541-73-1	1,3-Dichlorobenzene	360	U
106-46-7	1,4-Dichlorobenzene	360	U
95-50-1	1,2-Dichlorobenzene	360	U
95-48-7	2-Methylphenol	360	U
108-60-1	2,2'-oxybis(1-Chloropropane)	360	U
106-44-5	4-Methylphenol	360	U
621-64-7	N-Nitroso-di-n-propylamine	360	U
67-72-1	Hexachloroethane	360	U
98-95-3	Nitrobenzene	360	U
78-59-1	Isophorone	360	U
88-75-5	2-Nitrophenol	360	U
105-67-9	2,4-Dimethylphenol	360	U
120-83-2	2,4-Dichlorophenol	360	U
120-82-1	1,2,4-Trichlorobenzene	360	U
91-20-3	Naphthalene	360	U
106-47-8	4-Chloroaniline	360	U
111-91-1	Bis(2-chloroethoxy)methane	360	U
87-68-3	Hexachlorobutadiene	360	U
59-50-7	4-Chloro-3-methylphenol	360	U
91-57-6	2-Methylnaphthalene	360	U
77-47-4	Hexachlorocyclopentadiene	360	U
88-06-2	2,4,6-Trichlorophenol	360	U
95-95-4	2,4,5-Trichlorophenol	730	U
91-58-7	2-Chloronaphthalene	360	U
88-74-4	2-Nitroaniline	730	U
131-11-3	Dimethylphthalate	360	U
208-96-8	Acenaphthylene	360	U
606-20-2	2,6-Dinitrotoluene	360	U
99-09-2	3-Nitroaniline	730	U
83-32-9	Acenaphthene	360	U
51-28-5	2,4-Dinitrophenol	730	U
100-02-7	4-Nitrophenol	730	U
132-64-9	Dibenzofuran	360	U
121-14-2	2,4-Dinitrotoluene	360	U

1E - FORM I SV-2

SEMIVOLATILE ORGANICS ANALYSIS DATA SHEET

CLIENT SAMPLE NO.

690-SS-8(2"-2')-O

Lab Name: MITKEM LABORATORIES Contract:

Lab Code: MITKEM Case No.: H2643 Mod. Ref No.: SDG No.: SH2643

Matrix: (SOIL/SED/WATER) SOIL Lab Sample ID: H2643-14A

Sample wt/vol: 30.4 (g/mL) G Lab File ID: S3G2132.D

Level: (LOW/MED) LOW Extraction: (Type) SONC

% Moisture: 10 Decanted: (Y/N) N Date Received: 12/29/2009

Concentrated Extract Volume: 1000 (uL) Date Extracted: 12/30/2009

Injection Volume: 1.0 (uL) GPC Factor: 1.00 Date Analyzed: 01/04/2010

GPC Cleanup: (Y/N) N pH: Dilution Factor: 1.0

CAS NO.	COMPOUND	CONCENTRATION UNITS: (ug/L or ug/Kg) µG/KG	Q
84-66-2	Diethylphthalate	360	U
7005-72-3	4-Chlorophenyl-phenylether	360	U
86-73-7	Fluorene	360	U
100-01-6	4-Nitroaniline	730	U
534-52-1	4,6-Dinitro-2-methylphenol	730	U
86-30-6	N-Nitrosodiphenylamine	360	U
101-55-3	4-Bromophenyl-phenylether	360	U
118-74-1	Hexachlorobenzene	360	U
87-86-5	Pentachlorophenol	730	U
85-01-8	Phenanthrene	360	U
120-12-7	Anthracene	360	U
86-74-8	Carbazole	360	U
84-74-2	Di-n-butylphthalate	130	J
206-44-0	Fluoranthene	53	J
129-00-0	Pyrene	51	J
85-68-7	Butylbenzylphthalate	360	U
91-94-1	3,3'-Dichlorobenzidine	360	U
56-55-3	Benzo(a)anthracene	360	U
218-01-9	Chrysene	360	U
117-81-7	Bis(2-ethylhexyl)phthalate	360	U
117-84-0	Di-n-octylphthalate	360	U
205-99-2	Benzo(b)fluoranthene	360	U
207-08-9	Benzo(k)fluoranthene	360	U
50-32-8	Benzo(a)pyrene	360	U
193-39-5	Indeno(1,2,3-cd)pyrene	360	U
53-70-3	Dibenzo(a,h)anthracene	360	U
191-24-2	Benzo(g,h,i)perylene	360	U

1K - FORM I SV-TIC

SEMIVOLATILE ORGANICS ANALYSIS DATA SHEET

TENTATIVELY IDENTIFIED COMPOUNDS

CLIENT SAMPLE NO.

690-SS-8(2"-2')-O

Lab Name: MITKEM LABORATORIES Contract:

Lab Code: MITKEM Case No.: H2643 Mod. Ref No.: SDG No.: SH2643

Matrix: (SOIL/SED/WATER) SOIL Lab Sample ID: H2643-14A

Sample wt/vol: 30.4 (g/mL) G Lab File ID: S3G2132.D

Level: (TRACE or LOW/MED) LOW Extraction: (Type) SONC

% Moisture: 10 Decanted: (Y/N) N Date Received: 12/29/2009

Concentrated Extract Volume: 1000 (uL) Date Extracted: 12/30/2009

Injection Volume: 1.0 (uL) GPC Factor: 1.00 Date Analyzed: 01/04/2010

GPC Cleanup: (Y/N) N pH: Dilution Factor: 1.0

CONCENTRATION UNITS: (ug/L or ug/Kg) µG/KG

	CAS NUMBER	COMPOUND NAME	RT	EST. CONC.	Q
01		Unknown-01	3.563	210	J
02		Unknown-02	3.648	1200	J
03		Unknown-03	3.734	170	J
04		Unknown-04	3.942	1400	J
05		Unknown-05	4.097	170	J
06	301-02-0	9-Octadecenamide, (Z)-	11.271	290	NJ
	E96679E[2]	Total Alkanes	N/A		

[2] EPA-designated Registry Number.

1D - FORM I SV-1

SEMIVOLATILE ORGANICS ANALYSIS DATA SHEET

CLIENT SAMPLE NO.

690-SS-9(0-2")-O

Lab Name: MITKEM LABORATORIES Contract:

Lab Code: MITKEM Case No.: H2643 Mod. Ref No.: SDG No.: SH2643

Matrix: (SOIL/SED/WATER) SOIL Lab Sample ID: H2643-15A

Sample wt/vol: 30.2 (g/mL) G Lab File ID: S3G2106.D

Level: (LOW/MED) LOW Extraction: (Type) SONC

% Moisture: 15 Decanted: (Y/N) N Date Received: 12/29/2009

Concentrated Extract Volume: 1000 (uL) Date Extracted: 12/30/2009

Injection Volume: 1.0 (uL) GPC Factor: 1.00 Date Analyzed: 01/04/2010

GPC Cleanup: (Y/N) N pH: Dilution Factor: 1.0

CAS NO.	COMPOUND	CONCENTRATION UNITS: (ug/L or ug/Kg) µG/KG	Q
108-95-2	Phenol	390	U
111-44-4	Bis(2-chloroethyl)ether	390	U
95-57-8	2-Chlorophenol	390	U
541-73-1	1,3-Dichlorobenzene	390	U
106-46-7	1,4-Dichlorobenzene	390	U
95-50-1	1,2-Dichlorobenzene	390	U
95-48-7	2-Methylphenol	390	U
108-60-1	2,2'-oxybis(1-Chloropropane)	390	U
106-44-5	4-Methylphenol	390	U
621-64-7	N-Nitroso-di-n-propylamine	390	U
67-72-1	Hexachloroethane	390	U
98-95-3	Nitrobenzene	390	U
78-59-1	Isophorone	390	U
88-75-5	2-Nitrophenol	390	U
105-67-9	2,4-Dimethylphenol	390	U
120-83-2	2,4-Dichlorophenol	390	U
120-82-1	1,2,4-Trichlorobenzene	390	U
91-20-3	Naphthalene	390	U
106-47-8	4-Chloroaniline	390	U
111-91-1	Bis(2-chloroethoxy)methane	390	U
87-68-3	Hexachlorobutadiene	390	U
59-50-7	4-Chloro-3-methylphenol	390	U
91-57-6	2-Methylnaphthalene	390	U
77-47-4	Hexachlorocyclopentadiene	390	U
88-06-2	2,4,6-Trichlorophenol	390	U
95-95-4	2,4,5-Trichlorophenol	780	U
91-58-7	2-Chloronaphthalene	390	U
88-74-4	2-Nitroaniline	780	U
131-11-3	Dimethylphthalate	390	U
208-96-8	Acenaphthylene	390	U
606-20-2	2,6-Dinitrotoluene	390	U
99-09-2	3-Nitroaniline	780	U
83-32-9	Acenaphthene	390	U
51-28-5	2,4-Dinitrophenol	780	U
100-02-7	4-Nitrophenol	780	U
132-64-9	Dibenzofuran	390	U
121-14-2	2,4-Dinitrotoluene	390	U

1E - FORM I SV-2

SEMIVOLATILE ORGANICS ANALYSIS DATA SHEET

CLIENT SAMPLE NO.

690-SS-9(0-2")-O

Lab Name: MITKEM LABORATORIES Contract:

Lab Code: MITKEM Case No.: H2643 Mod. Ref No.: SDG No.: SH2643

Matrix: (SOIL/SED/WATER) SOIL Lab Sample ID: H2643-15A

Sample wt/vol: 30.2 (g/mL) G Lab File ID: S3G2106.D

Level: (LOW/MED) LOW Extraction: (Type) SONC

% Moisture: 15 Decanted: (Y/N) N Date Received: 12/29/2009

Concentrated Extract Volume: 1000 (uL) Date Extracted: 12/30/2009

Injection Volume: 1.0 (uL) GPC Factor: 1.00 Date Analyzed: 01/04/2010

GPC Cleanup: (Y/N) N pH: Dilution Factor: 1.0

CAS NO.	COMPOUND	CONCENTRATION UNITS: (ug/L or ug/Kg) µG/KG	Q
84-66-2	Diethylphthalate	390	U
7005-72-3	4-Chlorophenyl-phenylether	390	U
86-73-7	Fluorene	390	U
100-01-6	4-Nitroaniline	780	U
534-52-1	4,6-Dinitro-2-methylphenol	780	U
86-30-6	N-Nitrosodiphenylamine	390	U
101-55-3	4-Bromophenyl-phenylether	390	U
118-74-1	Hexachlorobenzene	390	U
87-86-5	Pentachlorophenol	780	U
85-01-8	Phenanthrene	390	U
120-12-7	Anthracene	390	U
86-74-8	Carbazole	390	U
84-74-2	Di-n-butylphthalate	130	J
206-44-0	Fluoranthene	390	U
129-00-0	Pyrene	390	U
85-68-7	Butylbenzylphthalate	390	U
91-94-1	3,3'-Dichlorobenzidine	390	U
56-55-3	Benzo(a)anthracene	390	U
218-01-9	Chrysene	390	U
117-81-7	Bis(2-ethylhexyl)phthalate	390	U
117-84-0	Di-n-octylphthalate	390	U
205-99-2	Benzo(b)fluoranthene	390	U
207-08-9	Benzo(k)fluoranthene	390	U
50-32-8	Benzo(a)pyrene	390	U
193-39-5	Indeno(1,2,3-cd)pyrene	390	U
53-70-3	Dibenzo(a,h)anthracene	390	U
191-24-2	Benzo(g,h,i)perylene	390	U

1K - FORM I SV-TIC

SEMIVOLATILE ORGANICS ANALYSIS DATA SHEET

TENTATIVELY IDENTIFIED COMPOUNDS

CLIENT SAMPLE NO.

690-SS-9(0-2")-O

Lab Name: MITKEM LABORATORIES Contract:

Lab Code: MITKEM Case No.: H2643 Mod. Ref No.: SDG No.: SH2643

Matrix: (SOIL/SED/WATER) SOIL Lab Sample ID: H2643-15A

Sample wt/vol: 30.2 (g/mL) G Lab File ID: S3G2106.D

Level: (TRACE or LOW/MED) LOW Extraction: (Type) SONC

% Moisture: 15 Decanted: (Y/N) N Date Received: 12/29/2009

Concentrated Extract Volume: 1000 (uL) Date Extracted: 12/30/2009

Injection Volume: 1.0 (uL) GPC Factor: 1.00 Date Analyzed: 01/04/2010

GPC Cleanup: (Y/N) N pH: Dilution Factor: 1.0

CONCENTRATION UNITS: (ug/L or ug/Kg) µG/KG

	CAS NUMBER	COMPOUND NAME	RT	EST. CONC.	Q
01		Unknown-01	3.635	410	J
02		Unknown-02	3.928	160	J
03	301-02-0	9-Octadecenamide, (Z)-	10.067	170	NJ
04	112-84-5	13-Docosenamide, (Z)-	11.258	220	NJ
	E966796[2]	Total Alkanes	N/A		

[2] EPA-designated Registry Number.

1D - FORM I SV-1

SEMIVOLATILE ORGANICS ANALYSIS DATA SHEET

CLIENT SAMPLE NO.

690-SS-9(2"-2')-O

Lab Name: MITKEM LABORATORIES Contract:

Lab Code: MITKEM Case No.: H2643 Mod. Ref No.: SDG No.: SH2643

Matrix: (SOIL/SED/WATER) SOIL Lab Sample ID: H2643-16A

Sample wt/vol: 30.2 (g/mL) G Lab File ID: S3G2109.D

Level: (LOW/MED) LOW Extraction: (Type) SONC

% Moisture: 13 Decanted: (Y/N) N Date Received: 12/29/2009

Concentrated Extract Volume: 1000 (uL) Date Extracted: 12/30/2009

Injection Volume: 1.0 (uL) GPC Factor: 1.00 Date Analyzed: 01/04/2010

GPC Cleanup: (Y/N) N pH: Dilution Factor: 1.0

CAS NO.	COMPOUND	CONCENTRATION UNITS: (ug/L or ug/Kg) µG/KG	Q
108-95-2	Phenol	380	U
111-44-4	Bis(2-chloroethyl)ether	380	U
95-57-8	2-Chlorophenol	380	U
541-73-1	1,3-Dichlorobenzene	380	U
106-46-7	1,4-Dichlorobenzene	380	U
95-50-1	1,2-Dichlorobenzene	380	U
95-48-7	2-Methylphenol	380	U
108-60-1	2,2'-oxybis(1-Chloropropane)	380	U
106-44-5	4-Methylphenol	380	U
621-64-7	N-Nitroso-di-n-propylamine	380	U
67-72-1	Hexachloroethane	380	U
98-95-3	Nitrobenzene	380	U
78-59-1	Isophorone	380	U
88-75-5	2-Nitrophenol	380	U
105-67-9	2,4-Dimethylphenol	380	U
120-83-2	2,4-Dichlorophenol	380	U
120-82-1	1,2,4-Trichlorobenzene	380	U
91-20-3	Naphthalene	380	U
106-47-8	4-Chloroaniline	380	U
111-91-1	Bis(2-chloroethoxy)methane	380	U
87-68-3	Hexachlorobutadiene	380	U
59-50-7	4-Chloro-3-methylphenol	380	U
91-57-6	2-Methylnaphthalene	380	U
77-47-4	Hexachlorocyclopentadiene	380	U
88-06-2	2,4,6-Trichlorophenol	380	U
95-95-4	2,4,5-Trichlorophenol	770	U
91-58-7	2-Chloronaphthalene	380	U
88-74-4	2-Nitroaniline	770	U
131-11-3	Dimethylphthalate	380	U
208-96-8	Acenaphthylene	380	U
606-20-2	2,6-Dinitrotoluene	380	U
99-09-2	3-Nitroaniline	770	U
83-32-9	Acenaphthene	380	U
51-28-5	2,4-Dinitrophenol	770	U
100-02-7	4-Nitrophenol	770	U
132-64-9	Dibenzofuran	380	U
121-14-2	2,4-Dinitrotoluene	380	U

1E - FORM I SV-2

SEMIVOLATILE ORGANICS ANALYSIS DATA SHEET

CLIENT SAMPLE NO.

690-SS-9(2"-2')-O

Lab Name: MITKEM LABORATORIES Contract:

Lab Code: MITKEM Case No.: H2643 Mod. Ref No.: SDG No.: SH2643

Matrix: (SOIL/SED/WATER) SOIL Lab Sample ID: H2643-16A

Sample wt/vol: 30.2 (g/mL) G Lab File ID: S3G2109.D

Level: (LOW/MED) LOW Extraction: (Type) SONC

% Moisture: 13 Decanted: (Y/N) N Date Received: 12/29/2009

Concentrated Extract Volume: 1000 (uL) Date Extracted: 12/30/2009

Injection Volume: 1.0 (uL) GPC Factor: 1.00 Date Analyzed: 01/04/2010

GPC Cleanup: (Y/N) N pH: Dilution Factor: 1.0

CAS NO.	COMPOUND	CONCENTRATION UNITS: (ug/L or ug/Kg) µG/KG	Q
84-66-2	Diethylphthalate	380	U
7005-72-3	4-Chlorophenyl-phenylether	380	U
86-73-7	Fluorene	380	U
100-01-6	4-Nitroaniline	770	U
534-52-1	4,6-Dinitro-2-methylphenol	770	U
86-30-6	N-Nitrosodiphenylamine	380	U
101-55-3	4-Bromophenyl-phenylether	380	U
118-74-1	Hexachlorobenzene	380	U
87-86-5	Pentachlorophenol	770	U
85-01-8	Phenanthrene	380	U
120-12-7	Anthracene	380	U
86-74-8	Carbazole	380	U
84-74-2	Di-n-butylphthalate	77	J
206-44-0	Fluoranthene	380	U
129-00-0	Pyrene	380	U
85-68-7	Butylbenzylphthalate	380	U
91-94-1	3,3'-Dichlorobenzidine	380	U
56-55-3	Benzo(a)anthracene	380	U
218-01-9	Chrysene	380	U
117-81-7	Bis(2-ethylhexyl)phthalate	380	U
117-84-0	Di-n-octylphthalate	380	U
205-99-2	Benzo(b)fluoranthene	380	U
207-08-9	Benzo(k)fluoranthene	380	U
50-32-8	Benzo(a)pyrene	380	U
193-39-5	Indeno(1,2,3-cd)pyrene	380	U
53-70-3	Dibenzo(a,h)anthracene	380	U
191-24-2	Benzo(g,h,i)perylene	380	U

1K - FORM I SV-TIC

SEMIVOLATILE ORGANICS ANALYSIS DATA SHEET

TENTATIVELY IDENTIFIED COMPOUNDS

CLIENT SAMPLE NO.

690-SS-9(2"-2')-O

Lab Name: MITKEM LABORATORIES Contract:

Lab Code: MITKEM Case No.: H2643 Mod. Ref No.: SDG No.: SH2643

Matrix: (SOIL/SED/WATER) SOIL Lab Sample ID: H2643-16A

Sample wt/vol: 30.2 (g/mL) G Lab File ID: S3G2109.D

Level: (TRACE or LOW/MED) LOW Extraction: (Type) SONC

% Moisture: 13 Decanted: (Y/N) N Date Received: 12/29/2009

Concentrated Extract Volume: 1000 (uL) Date Extracted: 12/30/2009

Injection Volume: 1.0 (uL) GPC Factor: 1.00 Date Analyzed: 01/04/2010

GPC Cleanup: (Y/N) N pH: Dilution Factor: 1.0

CONCENTRATION UNITS: (ug/L or ug/Kg) µG/KG

	CAS NUMBER	COMPOUND NAME	RT	EST. CONC.	Q
01		Unknown-01	3.640	170	J
02		Unknown-02	3.929	550	J
03	80-53-5	Cyclohexanemethanol, 4-hydro	5.911	170	NJ
	E96679[2]	Total Alkanes	N/A		

[2] EPA-designated Registry Number.

1D - FORM I SV-1

SEMIVOLATILE ORGANICS ANALYSIS DATA SHEET

CLIENT SAMPLE NO.

690-SS-10(0-2")-O

Lab Name: MITKEM LABORATORIES Contract:

Lab Code: MITKEM Case No.: H2643 Mod. Ref No.: SDG No.: SH2643

Matrix: (SOIL/SED/WATER) SOIL Lab Sample ID: H2643-17A

Sample wt/vol: 30.0 (g/mL) G Lab File ID: S3G2110.D

Level: (LOW/MED) LOW Extraction: (Type) SONC

% Moisture: 11 Decanted: (Y/N) N Date Received: 12/29/2009

Concentrated Extract Volume: 1000 (uL) Date Extracted: 12/30/2009

Injection Volume: 1.0 (uL) GPC Factor: 1.00 Date Analyzed: 01/04/2010

GPC Cleanup: (Y/N) N pH: Dilution Factor: 1.0

CAS NO.	COMPOUND	CONCENTRATION UNITS: (ug/L or ug/Kg) µG/KG	Q
108-95-2	Phenol	370	U
111-44-4	Bis(2-chloroethyl)ether	370	U
95-57-8	2-Chlorophenol	370	U
541-73-1	1,3-Dichlorobenzene	370	U
106-46-7	1,4-Dichlorobenzene	370	U
95-50-1	1,2-Dichlorobenzene	370	U
95-48-7	2-Methylphenol	370	U
108-60-1	2,2'-oxybis(1-Chloropropane)	370	U
106-44-5	4-Methylphenol	370	U
621-64-7	N-Nitroso-di-n-propylamine	370	U
67-72-1	Hexachloroethane	370	U
98-95-3	Nitrobenzene	370	U
78-59-1	Isophorone	370	U
88-75-5	2-Nitrophenol	370	U
105-67-9	2,4-Dimethylphenol	370	U
120-83-2	2,4-Dichlorophenol	370	U
120-82-1	1,2,4-Trichlorobenzene	370	U
91-20-3	Naphthalene	370	U
106-47-8	4-Chloroaniline	370	U
111-91-1	Bis(2-chloroethoxy)methane	370	U
87-68-3	Hexachlorobutadiene	370	U
59-50-7	4-Chloro-3-methylphenol	370	U
91-57-6	2-Methylnaphthalene	40	J
77-47-4	Hexachlorocyclopentadiene	370	U
88-06-2	2,4,6-Trichlorophenol	370	U
95-95-4	2,4,5-Trichlorophenol	750	U
91-58-7	2-Chloronaphthalene	370	U
88-74-4	2-Nitroaniline	750	U
131-11-3	Dimethylphthalate	370	U
208-96-8	Acenaphthylene	130	J
606-20-2	2,6-Dinitrotoluene	370	U
99-09-2	3-Nitroaniline	750	U
83-32-9	Acenaphthene	370	U
51-28-5	2,4-Dinitrophenol	750	U
100-02-7	4-Nitrophenol	750	U
132-64-9	Dibenzofuran	370	U
121-14-2	2,4-Dinitrotoluene	370	U

1E - FORM I SV-2

SEMIVOLATILE ORGANICS ANALYSIS DATA SHEET

CLIENT SAMPLE NO.: 690-SS-10(0-2")-O

Lab Name: MITKEM LABORATORIES Contract:

Lab Code: MITKEM Case No.: H2643 Mod. Ref No.: SDG No.: SH2643

Matrix: (SOIL/SED/WATER) SOIL Lab Sample ID: H2643-17A

Sample wt/vol: 30.0 (g/mL) G Lab File ID: S3G2110.D

Level: (LOW/MED) LOW Extraction: (Type) SONC

% Moisture: 11 Decanted: (Y/N) N Date Received: 12/29/2009

Concentrated Extract Volume: 1000 (uL) Date Extracted: 12/30/2009

Injection Volume: 1.0 (uL) GPC Factor: 1.00 Date Analyzed: 01/04/2010

GPC Cleanup: (Y/N) N pH: Dilution Factor: 1.0

CAS NO.	COMPOUND	CONCENTRATION UNITS: (ug/L or ug/Kg) µG/KG	Q
84-66-2	Diethylphthalate	370	U
7005-72-3	4-Chlorophenyl-phenylether	370	U
86-73-7	Fluorene	370	U
100-01-6	4-Nitroaniline	750	U
534-52-1	4,6-Dinitro-2-methylphenol	750	U
86-30-6	N-Nitrosodiphenylamine	370	U
101-55-3	4-Bromophenyl-phenylether	370	U
118-74-1	Hexachlorobenzene	370	U
87-86-5	Pentachlorophenol	750	U
85-01-8	Phenanthrene	120	J
120-12-7	Anthracene	63	J
86-74-8	Carbazole	370	U
84-74-2	Di-n-butylphthalate	150	J
206-44-0	Fluoranthene	240	J
129-00-0	Pyrene	230	J
85-68-7	Butylbenzylphthalate	370	U
91-94-1	3,3´-Dichlorobenzidine	370	U
56-55-3	Benzo(a)anthracene	140	J
218-01-9	Chrysene	170	J
117-81-7	Bis(2-ethylhexyl)phthalate	370	U
117-84-0	Di-n-octylphthalate	370	U
205-99-2	Benzo(b)fluoranthene	250	J
207-08-9	Benzo(k)fluoranthene	98	J
50-32-8	Benzo(a)pyrene	170	J
193-39-5	Indeno(1,2,3-cd)pyrene	180	J
53-70-3	Dibenzo(a,h)anthracene	370	U
191-24-2	Benzo(g,h,i)perylene	260	J

1K - FORM I SV-TIC

SEMIVOLATILE ORGANICS ANALYSIS DATA SHEET

TENTATIVELY IDENTIFIED COMPOUNDS

CLIENT SAMPLE NO.

690-SS-10(0-2")-O

Lab Name: MITKEM LABORATORIES Contract:

Lab Code: MITKEM Case No.: H2643 Mod. Ref No.: SDG No.: SH2643

Matrix: (SOIL/SED/WATER) SOIL Lab Sample ID: H2643-17A

Sample wt/vol: 30.0 (g/mL) G Lab File ID: S3G2110.D

Level: (TRACE or LOW/MED) LOW Extraction: (Type) SONC

% Moisture: 11 Decanted: (Y/N) N Date Received: 12/29/2009

Concentrated Extract Volume: 1000 (uL) Date Extracted: 12/30/2009

Injection Volume: 1.0 (uL) GPC Factor: 1.00 Date Analyzed: 01/04/2010

GPC Cleanup: (Y/N) N pH: Dilution Factor: 1.0

CONCENTRATION UNITS: (ug/L or ug/Kg) µG/KG

	CAS NUMBER	COMPOUND NAME	RT	EST. CONC.	Q
01		Unknown-01	3.635	1100	J
02		Unknown-02	3.908	300	J
03		Unknown-03	3.929	1100	J
04		Unknown-04	4.271	270	J
05		Unknown-05	4.362	220	J
06	103-82-2	Benzeneacetic acid	5.484	160	NJ
07	143-07-7	Dodecanoic acid	7.044	160	NJ
08	629-78-7	Heptadecane	7.674	170	NJ
09	295-48-7	Cyclopentadecane	11.034	250	NJ
10	112-84-5	13-Docosenamide, (Z)-	11.264	200	NJ
11	192-97-2	Benzo[e]pyrene	11.681	190	NJ
	E96679[2]	Total Alkanes	N/A		

[2] EPA-designated Registry Number.

1D - FORM I SV-1

SEMIVOLATILE ORGANICS ANALYSIS DATA SHEET

CLIENT SAMPLE NO.

690-SS-10(2"-2')
-O

Lab Name: MITKEM LABORATORIES Contract:

Lab Code: MITKEM Case No.: H2643 Mod. Ref No.: SDG No.: SH2643

Matrix: (SOIL/SED/WATER) SOIL Lab Sample ID: H2643-18A

Sample wt/vol: 30.5 (g/mL) G Lab File ID: S3G2111.D

Level: (LOW/MED) LOW Extraction: (Type) SONC

% Moisture: 13 Decanted: (Y/N) N Date Received: 12/29/2009

Concentrated Extract Volume: 1000 (uL) Date Extracted: 12/30/2009

Injection Volume: 1.0 (uL) GPC Factor: 1.00 Date Analyzed: 01/04/2010

GPC Cleanup: (Y/N) N pH: Dilution Factor: 1.0

CAS NO.	COMPOUND	CONCENTRATION UNITS: (ug/L or ug/Kg) µG/KG	Q
108-95-2	Phenol	370	U
111-44-4	Bis(2-chloroethyl)ether	370	U
95-57-8	2-Chlorophenol	370	U
541-73-1	1,3-Dichlorobenzene	370	U
106-46-7	1,4-Dichlorobenzene	370	U
95-50-1	1,2-Dichlorobenzene	370	U
95-48-7	2-Methylphenol	370	U
108-60-1	2,2'-oxybis(1-Chloropropane)	370	U
106-44-5	4-Methylphenol	370	U
621-64-7	N-Nitroso-di-n-propylamine	370	U
67-72-1	Hexachloroethane	370	U
98-95-3	Nitrobenzene	370	U
78-59-1	Isophorone	370	U
88-75-5	2-Nitrophenol	370	U
105-67-9	2,4-Dimethylphenol	370	U
120-83-2	2,4-Dichlorophenol	370	U
120-82-1	1,2,4-Trichlorobenzene	370	U
91-20-3	Naphthalene	370	U
106-47-8	4-Chloroaniline	370	U
111-91-1	Bis(2-chloroethoxy)methane	370	U
87-68-3	Hexachlorobutadiene	370	U
59-50-7	4-Chloro-3-methylphenol	370	U
91-57-6	2-Methylnaphthalene	370	U
77-47-4	Hexachlorocyclopentadiene	370	U
88-06-2	2,4,6-Trichlorophenol	370	U
95-95-4	2,4,5-Trichlorophenol	760	U
91-58-7	2-Chloronaphthalene	370	U
88-74-4	2-Nitroaniline	760	U
131-11-3	Dimethylphthalate	370	U
208-96-8	Acenaphthylene	140	J
606-20-2	2,6-Dinitrotoluene	370	U
99-09-2	3-Nitroaniline	760	U
83-32-9	Acenaphthene	370	U
51-28-5	2,4-Dinitrophenol	760	U
100-02-7	4-Nitrophenol	760	U
132-64-9	Dibenzofuran	370	U
121-14-2	2,4-Dinitrotoluene	370	U

1E - FORM I SV-2

SEMIVOLATILE ORGANICS ANALYSIS DATA SHEET

CLIENT SAMPLE NO.

690-SS-10(2"-2')
-O

Lab Name: MITKEM LABORATORIES Contract:

Lab Code: MITKEM Case No.: H2643 Mod. Ref No.: SDG No.: SH2643

Matrix: (SOIL/SED/WATER) SOIL Lab Sample ID: H2643-18A

Sample wt/vol: 30.5 (g/mL) G Lab File ID: S3G2111.D

Level: (LOW/MED) LOW Extraction: (Type) SONC

% Moisture: 13 Decanted: (Y/N) N Date Received: 12/29/2009

Concentrated Extract Volume: 1000 (uL) Date Extracted: 12/30/2009

Injection Volume: 1.0 (uL) GPC Factor: 1.00 Date Analyzed: 01/04/2010

GPC Cleanup: (Y/N) N pH: Dilution Factor: 1.0

CAS NO.	COMPOUND	CONCENTRATION UNITS: (ug/L or ug/Kg) µG/KG	Q
84-66-2	Diethylphthalate	370	U
7005-72-3	4-Chlorophenyl-phenylether	370	U
86-73-7	Fluorene	370	U
100-01-6	4-Nitroaniline	760	U
534-52-1	4,6-Dinitro-2-methylphenol	760	U
86-30-6	N-Nitrosodiphenylamine	370	U
101-55-3	4-Bromophenyl-phenylether	370	U
118-74-1	Hexachlorobenzene	370	U
87-86-5	Pentachlorophenol	760	U
85-01-8	Phenanthrene	97	J
120-12-7	Anthracene	72	J
86-74-8	Carbazole	370	U
84-74-2	Di-n-butylphthalate	170	J
206-44-0	Fluoranthene	220	J
129-00-0	Pyrene	200	J
85-68-7	Butylbenzylphthalate	50	J
91-94-1	3,3'-Dichlorobenzidine	370	U
56-55-3	Benzo(a)anthracene	110	J
218-01-9	Chrysene	130	J
117-81-7	Bis(2-ethylhexyl)phthalate	370	U
117-84-0	Di-n-octylphthalate	370	U
205-99-2	Benzo(b)fluoranthene	250	J
207-08-9	Benzo(k)fluoranthene	91	J
50-32-8	Benzo(a)pyrene	180	J
193-39-5	Indeno(1,2,3-cd)pyrene	200	J
53-70-3	Dibenzo(a,h)anthracene	52	J
191-24-2	Benzo(g,h,i)perylene	410	

1K - FORM I SV-TIC

SEMIVOLATILE ORGANICS ANALYSIS DATA SHEET

TENTATIVELY IDENTIFIED COMPOUNDS

CLIENT SAMPLE NO.

690-SS-10(2"-2')-O

Lab Name: MITKEM LABORATORIES Contract:

Lab Code: MITKEM Case No.: H2643 Mod. Ref No.: SDG No.: SH2643

Matrix: (SOIL/SED/WATER) SOIL Lab Sample ID: H2643-18A

Sample wt/vol: 30.5 (g/mL) G Lab File ID: S3G2111.D

Level: (TRACE or LOW/MED) LOW Extraction: (Type) SONC

% Moisture: 13 Decanted: (Y/N) N Date Received: 12/29/2009

Concentrated Extract Volume: 1000 (uL) Date Extracted: 12/30/2009

Injection Volume: 1.0 (uL) GPC Factor: 1.00 Date Analyzed: 01/04/2010

GPC Cleanup: (Y/N) N pH: Dilution Factor: 1.0

CONCENTRATION UNITS: (ug/L or ug/Kg) µG/KG

	CAS NUMBER	COMPOUND NAME	RT	EST. CONC.	Q
01		Unknown-01	3.550	930	J
02		Unknown-02	3.636	860	J
03		Unknown-03	3.935	790	J
04		Unknown-04	4.362	260	J
05	143-07-7	Dodecanoic acid	7.050	190	NJ
06		Unknown-05	11.264	230	J
	E96679[2]	Total Alkanes	N/A		

[2] EPA-designated Registry Number.

1D - FORM I SV-1

SEMIVOLATILE ORGANICS ANALYSIS DATA SHEET

CLIENT SAMPLE NO.
690-TP-E-O

Lab Name: MITKEM LABORATORIES Contract:

Lab Code: MITKEM Case No.: H2643 Mod. Ref No.: SDG No.: SH2643

Matrix: (SOIL/SED/WATER) SOIL Lab Sample ID: H2643-19A

Sample wt/vol: 30.4 (g/mL) G Lab File ID: S3G2112.D

Level: (LOW/MED) LOW Extraction: (Type) SONC

% Moisture: 7.0 Decanted: (Y/N) N Date Received: 12/29/2009

Concentrated Extract Volume: 1000 (uL) Date Extracted: 12/30/2009

Injection Volume: 1.0 (uL) GPC Factor: 1.00 Date Analyzed: 01/04/2010

GPC Cleanup: (Y/N) N pH: Dilution Factor: 1.0

CAS NO.	COMPOUND	CONCENTRATION UNITS: (ug/L or ug/Kg) µG/KG	Q
108-95-2	Phenol	350	U
111-44-4	Bis(2-chloroethyl)ether	350	U
95-57-8	2-Chlorophenol	350	U
541-73-1	1,3-Dichlorobenzene	350	U
106-46-7	1,4-Dichlorobenzene	350	U
95-50-1	1,2-Dichlorobenzene	350	U
95-48-7	2-Methylphenol	350	U
108-60-1	2,2'-oxybis(1-Chloropropane)	350	U
106-44-5	4-Methylphenol	350	U
621-64-7	N-Nitroso-di-n-propylamine	350	U
67-72-1	Hexachloroethane	350	U
98-95-3	Nitrobenzene	350	U
78-59-1	Isophorone	350	U
88-75-5	2-Nitrophenol	350	U
105-67-9	2,4-Dimethylphenol	350	U
120-83-2	2,4-Dichlorophenol	350	U
120-82-1	1,2,4-Trichlorobenzene	350	U
91-20-3	Naphthalene	350	U
106-47-8	4-Chloroaniline	350	U
111-91-1	Bis(2-chloroethoxy)methane	350	U
87-68-3	Hexachlorobutadiene	350	U
59-50-7	4-Chloro-3-methylphenol	350	U
91-57-6	2-Methylnaphthalene	350	U
77-47-4	Hexachlorocyclopentadiene	350	U
88-06-2	2,4,6-Trichlorophenol	350	U
95-95-4	2,4,5-Trichlorophenol	350	U
91-58-7	2-Chloronaphthalene	710	U
88-74-4	2-Nitroaniline	350	U
131-11-3	Dimethylphthalate	710	U
208-96-8	Acenaphthylene	350	U
606-20-2	2,6-Dinitrotoluene	350	U
99-09-2	3-Nitroaniline	350	U
83-32-9	Acenaphthene	710	U
51-28-5	2,4-Dinitrophenol	350	U
100-02-7	4-Nitrophenol	710	U
132-64-9	Dibenzofuran	710	U
121-14-2	2,4-Dinitrotoluene	350	U
		350	U

1E - FORM I SV-2

SEMIVOLATILE ORGANICS ANALYSIS DATA SHEET

CLIENT SAMPLE NO.
690-TP-E-O

Lab Name: MITKEM LABORATORIES Contract:

Lab Code: MITKEM Case No.: H2643 Mod. Ref No.: SDG No.: SH2643

Matrix: (SOIL/SED/WATER) SOIL Lab Sample ID: H2643-19A

Sample wt/vol: 30.4 (g/mL) G Lab File ID: S3G2112.D

Level: (LOW/MED) LOW Extraction: (Type) SONC

% Moisture: 7.0 Decanted: (Y/N) N Date Received: 12/29/2009

Concentrated Extract Volume: 1000 (uL) Date Extracted: 12/30/2009

Injection Volume: 1.0 (uL) GPC Factor: 1.00 Date Analyzed: 01/04/2010

GPC Cleanup: (Y/N) N pH: Dilution Factor: 1.0

CAS NO.	COMPOUND	CONCENTRATION UNITS: (ug/L or ug/Kg) µG/KG	Q
84-66-2	Diethylphthalate	350	U
7005-72-3	4-Chlorophenyl-phenylether	350	U
86-73-7	Fluorene	350	U
100-01-6	4-Nitroaniline	710	U
534-52-1	4,6-Dinitro-2-methylphenol	710	U
86-30-6	N-Nitrosodiphenylamine	350	U
101-55-3	4-Bromophenyl-phenylether	350	U
118-74-1	Hexachlorobenzene	350	U
87-86-5	Pentachlorophenol	710	U
85-01-8	Phenanthrene	350	U
120-12-7	Anthracene	350	U
86-74-8	Carbazole	350	U
84-74-2	Di-n-butylphthalate	160	J
206-44-0	Fluoranthene	350	U
129-00-0	Pyrene	350	U
85-68-7	Butylbenzylphthalate	350	U
91-94-1	3,3'-Dichlorobenzidine	350	U
56-55-3	Benzo(a)anthracene	350	U
218-01-9	Chrysene	350	U
117-81-7	Bis(2-ethylhexyl)phthalate	350	U
117-84-0	Di-n-octylphthalate	350	U
205-99-2	Benzo(b)fluoranthene	350	U
207-08-9	Benzo(k)fluoranthene	350	U
50-32-8	Benzo(a)pyrene	350	U
193-39-5	Indeno(1,2,3-cd)pyrene	350	U
53-70-3	Dibenzo(a,h)anthracene	350	U
191-24-2	Benzo(g,h,i)perylene	350	U

1K - FORM I SV-TIC

SEMIVOLATILE ORGANICS ANALYSIS DATA SHEET

TENTATIVELY IDENTIFIED COMPOUNDS

CLIENT SAMPLE NO.

690-TP-E-O

Lab Name: MITKEM LABORATORIES Contract:

Lab Code: MITKEM Case No.: H2643 Mod. Ref No.: SDG No.: SH2643

Matrix: (SOIL/SED/WATER) SOIL Lab Sample ID: H2643-19A

Sample wt/vol: 30.4 (g/mL) G Lab File ID: S3G2112.D

Level: (TRACE or LOW/MED) LOW Extraction: (Type) SONC

% Moisture: 7.0 Decanted: (Y/N) N Date Received: 12/29/2009

Concentrated Extract Volume: 1000 (uL) Date Extracted: 12/30/2009

Injection Volume: 1.0 (uL) GPC Factor: 1.00 Date Analyzed: 01/04/2010

GPC Cleanup: (Y/N) N pH: Dilution Factor: 1.0

CONCENTRATION UNITS: (ug/L or ug/Kg) µG/KG

	CAS NUMBER	COMPOUND NAME	RT	EST. CONC.	Q
01		Unknown-01	3.641	260	J
02		Unknown-02	3.935	220	J
03		Unknown-03	4.977	180	J
04		Unknown-04	5.746	180	J
05	2451-01-6	Terpin Hydrate	5.917	210	NJ
06	143-07-7	Dodecanoic acid	7.055	170	NJ
07	301-02-0	9-Octadecenamide, (Z)-	11.264	360	NJ
	E96679E2	Total Alkanes	N/A		

[2] EPA-designated Registry Number.

1D - FORM I SV-1

SEMIVOLATILE ORGANICS ANALYSIS DATA SHEET

CLIENT SAMPLE NO.

690-TP-D-O

Lab Name: MITKEM LABORATORIES Contract:

Lab Code: MITKEM Case No.: H2643 Mod. Ref No.: SDG No.: SH2643

Matrix: (SOIL/SED/WATER) SOIL Lab Sample ID: H2643-20A

Sample wt/vol: 30.5 (g/mL) G Lab File ID: S3G2113.D

Level: (LOW/MED) LOW Extraction: (Type) SONC

% Moisture: 14 Decanted: (Y/N) N Date Received: 12/29/2009

Concentrated Extract Volume: 1000 (uL) Date Extracted: 12/30/2009

Injection Volume: 1.0 (uL) GPC Factor: 1.00 Date Analyzed: 01/04/2010

GPC Cleanup: (Y/N) N pH: Dilution Factor: 1.0

CAS NO.	COMPOUND	CONCENTRATION UNITS: (ug/L or ug/Kg) µG/KG	Q
108-95-2	Phenol	380	U
111-44-4	Bis(2-chloroethyl)ether	380	U
95-57-8	2-Chlorophenol	380	U
541-73-1	1,3-Dichlorobenzene	380	U
106-46-7	1,4-Dichlorobenzene	380	U
95-50-1	1,2-Dichlorobenzene	380	U
95-48-7	2-Methylphenol	380	U
108-60-1	2,2'-oxybis(1-Chloropropane)	380	U
106-44-5	4-Methylphenol	380	U
621-64-7	N-Nitroso-di-n-propylamine	380	U
67-72-1	Hexachloroethane	380	U
98-95-3	Nitrobenzene	380	U
78-59-1	Isophorone	380	U
88-75-5	2-Nitrophenol	380	U
105-67-9	2,4-Dimethylphenol	380	U
120-83-2	2,4-Dichlorophenol	380	U
120-82-1	1,2,4-Trichlorobenzene	380	U
91-20-3	Naphthalene	380	U
106-47-8	4-Chloroaniline	380	U
111-91-1	Bis(2-chloroethoxy)methane	380	U
87-68-3	Hexachlorobutadiene	380	U
59-50-7	4-Chloro-3-methylphenol	380	U
91-57-6	2-Methylnaphthalene	380	U
77-47-4	Hexachlorocyclopentadiene	380	U
88-06-2	2,4,6-Trichlorophenol	380	U
95-95-4	2,4,5-Trichlorophenol	770	U
91-58-7	2-Chloronaphthalene	380	U
88-74-4	2-Nitroaniline	770	U
131-11-3	Dimethylphthalate	380	U
208-96-8	Acenaphthylene	40	J
606-20-2	2,6-Dinitrotoluene	380	U
99-09-2	3-Nitroaniline	770	U
83-32-9	Acenaphthene	380	U
51-28-5	2,4-Dinitrophenol	770	U
100-02-7	4-Nitrophenol	770	U
132-64-9	Dibenzofuran	380	U
121-14-2	2,4-Dinitrotoluene	380	U

1E - FORM I SV-2

SEMIVOLATILE ORGANICS ANALYSIS DATA SHEET

CLIENT SAMPLE NO.
690-TP-D-O

Lab Name: MITKEM LABORATORIES
Contract:

Lab Code: MITKEM Case No.: H2643
Mod. Ref No.: SDG No.: SH2643

Matrix: (SOIL/SED/WATER) SOIL
Lab Sample ID: H2643-20A

Sample wt/vol: 30.5 (g/mL) G
Lab File ID: S3G2113.D

Level: (LOW/MED) LOW
Extraction: (Type) SONC

% Moisture: 14 Decanted: (Y/N) N
Date Received: 12/29/2009

Concentrated Extract Volume: 1000 (uL)
Date Extracted: 12/30/2009

Injection Volume: 1.0 (uL) GPC Factor: 1.00
Date Analyzed: 01/04/2010

GPC Cleanup: (Y/N) N pH:
Dilution Factor: 1.0

CAS NO.	COMPOUND	CONCENTRATION UNITS: (ug/L or ug/Kg) µG/KG	Q
84-66-2	Diethylphthalate	380	U
7005-72-3	4-Chlorophenyl-phenylether	380	U
86-73-7	Fluorene	380	U
100-01-6	4-Nitroaniline	770	U
534-52-1	4,6-Dinitro-2-methylphenol	770	U
86-30-6	N-Nitrosodiphenylamine	380	U
101-55-3	4-Bromophenyl-phenylether	380	U
118-74-1	Hexachlorobenzene	380	U
87-86-5	Pentachlorophenol	770	U
85-01-8	Phenanthrene	380	
120-12-7	Anthracene	110	J
86-74-8	Carbazole	41	J
84-74-2	Di-n-butylphthalate	130	J
206-44-0	Fluoranthene	1100	
129-00-0	Pyrene	880	
85-68-7	Butylbenzylphthalate	380	U
91-94-1	3,3'-Dichlorobenzidine	380	U
56-55-3	Benzo(a)anthracene	570	
218-01-9	Chrysene	560	
117-81-7	Bis(2-ethylhexyl)phthalate	380	U
117-84-0	Di-n-octylphthalate	380	U
205-99-2	Benzo(b)fluoranthene	760	
207-08-9	Benzo(k)fluoranthene	380	J
50-32-8	Benzo(a)pyrene	600	
193-39-5	Indeno(1,2,3-cd)pyrene	420	
53-70-3	Dibenzo(a,h)anthracene	83	J
191-24-2	Benzo(g,h,i)perylene	440	

1K - FORM I SV-TIC

SEMIVOLATILE ORGANICS ANALYSIS DATA SHEET

TENTATIVELY IDENTIFIED COMPOUNDS

CLIENT SAMPLE NO.

690-TP-D-O

Lab Name: MITKEM LABORATORIES Contract:

Lab Code: MITKEM Case No.: H2643 Mod. Ref No.: SDG No.: SH2643

Matrix: (SOIL/SED/WATER) SOIL Lab Sample ID: H2643-20A

Sample wt/vol: 30.5 (g/mL) G Lab File ID: S3G2113.D

Level: (TRACE or LOW/MED) LOW Extraction: (Type) SONC

% Moisture: 14 Decanted: (Y/N) N Date Received: 12/29/2009

Concentrated Extract Volume: 1000 (uL) Date Extracted: 12/30/2009

Injection Volume: 1.0 (uL) GPC Factor: 1.00 Date Analyzed: 01/04/2010

GPC Cleanup: (Y/N) N pH: Dilution Factor: 1.0

CONCENTRATION UNITS: (ug/L or ug/Kg) µG/KG

	CAS NUMBER	COMPOUND NAME	RT	EST. CONC.	Q
01		Unknown-01	3.552	910	J
02		Unknown-02	3.643	1100	J
03		Unknown-03	3.905	240	J
04		Unknown-04	3.937	1100	J
05		Unknown-05	4.370	550	J
06	2451-01-6	Terpin Hydrate	5.914	200	NJ
07		Unknown-06	11.272	220	J
08	192-97-2	Benzo[e]pyrene	11.549	180	NJ
09	198-55-0	Perylene	11.694	420	NJ
	E96679€[2]	Total Alkanes	N/A		

[2] EPA-designated Registry Number.

1D - FORM I SV-1

SEMIVOLATILE ORGANICS ANALYSIS DATA SHEET

CLIENT SAMPLE NO.

690-TP-F-O

Lab Name: MITKEM LABORATORIES Contract:

Lab Code: MITKEM Case No.: H2643 Mod. Ref No.: SDG No.: SH2643

Matrix: (SOIL/SED/WATER) SOIL Lab Sample ID: H2643-21A

Sample wt/vol: 30.5 (g/mL) G Lab File ID: S3G2114.D

Level: (LOW/MED) LOW Extraction: (Type) SONC

% Moisture: 13 Decanted: (Y/N) N Date Received: 12/29/2009

Concentrated Extract Volume: 1000 (uL) Date Extracted: 12/30/2009

Injection Volume: 1.0 (uL) GPC Factor: 1.00 Date Analyzed: 01/04/2010

GPC Cleanup: (Y/N) N pH: Dilution Factor: 1.0

CAS NO.	COMPOUND	CONCENTRATION UNITS: (ug/L or ug/Kg) µG/KG	Q
108-95-2	Phenol	370	U
111-44-4	Bis(2-chloroethyl)ether	370	U
95-57-8	2-Chlorophenol	370	U
541-73-1	1,3-Dichlorobenzene	370	U
106-46-7	1,4-Dichlorobenzene	370	U
95-50-1	1,2-Dichlorobenzene	370	U
95-48-7	2-Methylphenol	370	U
108-60-1	2,2'-oxybis(1-Chloropropane)	370	U
106-44-5	4-Methylphenol	370	U
621-64-7	N-Nitroso-di-n-propylamine	370	U
67-72-1	Hexachloroethane	370	U
98-95-3	Nitrobenzene	370	U
78-59-1	Isophorone	370	U
88-75-5	2-Nitrophenol	370	U
105-67-9	2,4-Dimethylphenol	370	U
120-83-2	2,4-Dichlorophenol	370	U
120-82-1	1,2,4-Trichlorobenzene	370	U
91-20-3	Naphthalene	71	J
106-47-8	4-Chloroaniline	370	U
111-91-1	Bis(2-chloroethoxy)methane	370	U
87-68-3	Hexachlorobutadiene	370	U
59-50-7	4-Chloro-3-methylphenol	370	U
91-57-6	2-Methylnaphthalene	130	J
77-47-4	Hexachlorocyclopentadiene	370	U
88-06-2	2,4,6-Trichlorophenol	370	U
95-95-4	2,4,5-Trichlorophenol	760	U
91-58-7	2-Chloronaphthalene	370	U
88-74-4	2-Nitroaniline	760	U
131-11-3	Dimethylphthalate	370	U
208-96-8	Acenaphthylene	100	J
606-20-2	2,6-Dinitrotoluene	370	U
99-09-2	3-Nitroaniline	760	U
83-32-9	Acenaphthene	370	U
51-28-5	2,4-Dinitrophenol	760	U
100-02-7	4-Nitrophenol	760	U
132-64-9	Dibenzofuran	370	U
121-14-2	2,4-Dinitrotoluene	370	U

1E - FORM I SV-2

SEMIVOLATILE ORGANICS ANALYSIS DATA SHEET

CLIENT SAMPLE NO.
690-TP-F-O

Lab Name: MITKEM LABORATORIES Contract:

Lab Code: MITKEM Case No.: H2643 Mod. Ref No.: SDG No.: SH2643

Matrix: (SOIL/SED/WATER) SOIL Lab Sample ID: H2643-21A

Sample wt/vol: 30.5 (g/mL) G Lab File ID: S3G2114.D

Level: (LOW/MED) LOW Extraction: (Type) SONC

% Moisture: 13 Decanted: (Y/N) N Date Received: 12/29/2009

Concentrated Extract Volume: 1000 (uL) Date Extracted: 12/30/2009

Injection Volume: 1.0 (uL) GPC Factor: 1.00 Date Analyzed: 01/04/2010

GPC Cleanup: (Y/N) N pH: Dilution Factor: 1.0

CAS NO.	COMPOUND	CONCENTRATION UNITS: (ug/L or ug/Kg) µG/KG	Q
84-66-2	Diethylphthalate	370	U
7005-72-3	4-Chlorophenyl-phenylether	370	U
86-73-7	Fluorene	370	U
100-01-6	4-Nitroaniline	760	U
534-52-1	4,6-Dinitro-2-methylphenol	760	U
86-30-6	N-Nitrosodiphenylamine	370	U
101-55-3	4-Bromophenyl-phenylether	370	U
118-74-1	Hexachlorobenzene	370	U
87-86-5	Pentachlorophenol	760	U
85-01-8	Phenanthrene	200	J
120-12-7	Anthracene	77	J
86-74-8	Carbazole	370	U
84-74-2	Di-n-butylphthalate	150	J
206-44-0	Fluoranthene	470	
129-00-0	Pyrene	490	
85-68-7	Butylbenzylphthalate	370	U
91-94-1	3,3'-Dichlorobenzidine	370	U
56-55-3	Benzo(a)anthracene	280	J
218-01-9	Chrysene	300	J
117-81-7	Bis(2-ethylhexyl)phthalate	270	J
117-84-0	Di-n-octylphthalate	370	U
205-99-2	Benzo(b)fluoranthene	350	J
207-08-9	Benzo(k)fluoranthene	190	J
50-32-8	Benzo(a)pyrene	280	J
193-39-5	Indeno(1,2,3-cd)pyrene	220	J
53-70-3	Dibenzo(a,h)anthracene	48	J
191-24-2	Benzo(g,h,i)perylene	230	J

1K - FORM I SV-TIC

SEMIVOLATILE ORGANICS ANALYSIS DATA SHEET

TENTATIVELY IDENTIFIED COMPOUNDS

CLIENT SAMPLE NO.

690-TP-F-O

Lab Name: MITKEM LABORATORIES Contract:

Lab Code: MITKEM Case No.: H2643 Mod. Ref No.: SDG No.: SH2643

Matrix: (SOIL/SED/WATER) SOIL Lab Sample ID: H2643-21A

Sample wt/vol: 30.5 (g/mL) G Lab File ID: S3G2114.D

Level: (TRACE or LOW/MED) LOW Extraction: (Type) SONC

% Moisture: 13 Decanted: (Y/N) N Date Received: 12/29/2009

Concentrated Extract Volume: 1000 (uL) Date Extracted: 12/30/2009

Injection Volume: 1.0 (uL) GPC Factor: 1.00 Date Analyzed: 01/04/2010

GPC Cleanup: (Y/N) N pH: Dilution Factor: 1.0

CONCENTRATION UNITS: (ug/L or ug/Kg) µG/KG

	CAS NUMBER	COMPOUND NAME	RT	EST. CONC.	Q
01		Unknown-01	3.643	1100	J
02		Unknown-02	3.937	1300	J
03		Unknown-03	4.370	620	J
04		Unknown-04	4.701	510	J
05	2958-76-1	Naphthalene, decahydro-2-met	4.834	450	NJ
06		Unknown-05	4.984	260	J
07		Unknown-06	5.048	250	J
08	17301-23-4	Undecane, 2,6-dimethyl-	5.326	580	NJ
09		Unknown-07	5.406	280	J
10		Unknown-08	5.646	1200	J
11		Unknown-09	5.801	570	J
12		Unknown-10	5.919	310	J
13	5617-41-4	Heptylcyclohexane	6.074	360	NJ
14	74645-98-0	Dodecane, 2,7,10-trimethyl-	6.191	810	NJ
15	629-59-4	Tetradecane	6.314	530	NJ
16	629-50-5	Tridecane	6.603	760	NJ
17	629-62-9	Pentadecane	6.795	260	NJ
18		Unknown-11	7.089	240	J
19	3892-00-0	Pentadecane, 2,6,10-trimethy	7.452	250	NJ
20	1921-70-6	Pentadecane, 2,6,10,14-tetra	7.692	290	NJ
	E96679E[2]	Total Alkanes	N/A		

[2] EPA-designated Registry Number.

1D - FORM I SV-1

SEMIVOLATILE ORGANICS ANALYSIS DATA SHEET

CLIENT SAMPLE NO.

690-SS-3(2"-2')-D

Lab Name: MITKEM LABORATORIES Contract:

Lab Code: MITKEM Case No.: H2643 Mod. Ref No.: SDG No.: SH2643

Matrix: (SOIL/SED/WATER) SOIL Lab Sample ID: H2643-22A

Sample wt/vol: 30.0 (g/mL) G Lab File ID: S3G2115.D

Level: (LOW/MED) LOW Extraction: (Type) SONC

% Moisture: 18 Decanted: (Y/N) N Date Received: 12/29/2009

Concentrated Extract Volume: 1000 (uL) Date Extracted: 12/30/2009

Injection Volume: 1.0 (uL) GPC Factor: 1.00 Date Analyzed: 01/04/2010

GPC Cleanup: (Y/N) N pH: Dilution Factor: 1.0

CAS NO.	COMPOUND	CONCENTRATION UNITS: (ug/L or ug/Kg) µG/KG	Q
108-95-2	Phenol	400	U
111-44-4	Bis(2-chloroethyl)ether	400	U
95-57-8	2-Chlorophenol	400	U
541-73-1	1,3-Dichlorobenzene	400	U
106-46-7	1,4-Dichlorobenzene	400	U
95-50-1	1,2-Dichlorobenzene	400	U
95-48-7	2-Methylphenol	400	U
108-60-1	2,2'-oxybis(1-Chloropropane)	400	U
106-44-5	4-Methylphenol	400	U
621-64-7	N-Nitroso-di-n-propylamine	400	U
67-72-1	Hexachloroethane	400	U
98-95-3	Nitrobenzene	400	U
78-59-1	Isophorone	400	U
88-75-5	2-Nitrophenol	400	U
105-67-9	2,4-Dimethylphenol	400	U
120-83-2	2,4-Dichlorophenol	400	U
120-82-1	1,2,4-Trichlorobenzene	400	U
91-20-3	Naphthalene	400	U
106-47-8	4-Chloroaniline	400	U
111-91-1	Bis(2-chloroethoxy)methane	400	U
87-68-3	Hexachlorobutadiene	400	U
59-50-7	4-Chloro-3-methylphenol	400	U
91-57-6	2-Methylnaphthalene	400	U
77-47-4	Hexachlorocyclopentadiene	400	U
88-06-2	2,4,6-Trichlorophenol	400	U
95-95-4	2,4,5-Trichlorophenol	820	U
91-58-7	2-Chloronaphthalene	400	U
88-74-4	2-Nitroaniline	820	U
131-11-3	Dimethylphthalate	400	U
208-96-8	Acenaphthylene	44	J
606-20-2	2,6-Dinitrotoluene	400	U
99-09-2	3-Nitroaniline	820	U
83-32-9	Acenaphthene	400	U
51-28-5	2,4-Dinitrophenol	820	U
100-02-7	4-Nitrophenol	820	U
132-64-9	Dibenzofuran	400	U
121-14-2	2,4-Dinitrotoluene	400	U

1E - FORM I SV-2

SEMIVOLATILE ORGANICS ANALYSIS DATA SHEET

CLIENT SAMPLE NO.

690-SS-3(2"-2')-D

Lab Name: MITKEM LABORATORIES Contract:

Lab Code: MITKEM Case No.: H2643 Mod. Ref No.: SDG No.: SH2643

Matrix: (SOIL/SED/WATER) SOIL Lab Sample ID: H2643-22A

Sample wt/vol: 30.0 (g/mL) G Lab File ID: S3G2115.D

Level: (LOW/MED) LOW Extraction: (Type) SONC

% Moisture: 18 Decanted: (Y/N) N Date Received: 12/29/2009

Concentrated Extract Volume: 1000 (uL) Date Extracted: 12/30/2009

Injection Volume: 1.0 (uL) GPC Factor: 1.00 Date Analyzed: 01/04/2010

GPC Cleanup: (Y/N) N pH: Dilution Factor: 1.0

CAS NO.	COMPOUND	CONCENTRATION UNITS: (ug/L or ug/Kg) µG/KG	Q
84-66-2	Diethylphthalate	400	U
7005-72-3	4-Chlorophenyl-phenylether	400	U
86-73-7	Fluorene	400	U
100-01-6	4-Nitroaniline	820	U
534-52-1	4,6-Dinitro-2-methylphenol	820	U
86-30-6	N-Nitrosodiphenylamine	400	U
101-55-3	4-Bromophenyl-phenylether	400	U
118-74-1	Hexachlorobenzene	400	U
87-86-5	Pentachlorophenol	820	U
85-01-8	Phenanthrene	390	J
120-12-7	Anthracene	70	J
86-74-8	Carbazole	400	U
84-74-2	Di-n-butylphthalate	140	J
206-44-0	Fluoranthene	580	
129-00-0	Pyrene	490	
85-68-7	Butylbenzylphthalate	400	U
91-94-1	3,3'-Dichlorobenzidine	400	U
56-55-3	Benzo(a)anthracene	260	J
218-01-9	Chrysene	280	J
117-81-7	Bis(2-ethylhexyl)phthalate	400	U
117-84-0	Di-n-octylphthalate	400	U
205-99-2	Benzo(b)fluoranthene	320	J
207-08-9	Benzo(k)fluoranthene	170	J
50-32-8	Benzo(a)pyrene	250	J
193-39-5	Indeno(1,2,3-cd)pyrene	180	J
53-70-3	Dibenzo(a,h)anthracene	400	U
191-24-2	Benzo(g,h,i)perylene	190	J

1K - FORM I SV-TIC

SEMIVOLATILE ORGANICS ANALYSIS DATA SHEET

TENTATIVELY IDENTIFIED COMPOUNDS

CLIENT SAMPLE NO.: 690-SS-3(2"-2')-D

Lab Name: MITKEM LABORATORIES | Contract:

Lab Code: MITKEM | Case No.: H2643 | Mod. Ref No.: | SDG No.: SH2643

Matrix: (SOIL/SED/WATER) SOIL | Lab Sample ID: H2643-22A

Sample wt/vol: 30.0 (g/mL) G | Lab File ID: S3G2115.D

Level: (TRACE or LOW/MED) LOW | Extraction: (Type) SONC

% Moisture: 18 | Decanted: (Y/N) N | Date Received: 12/29/2009

Concentrated Extract Volume: 1000 (uL) | Date Extracted: 12/30/2009

Injection Volume: 1.0 (uL) | GPC Factor: 1.00 | Date Analyzed: 01/04/2010

GPC Cleanup: (Y/N) N | pH: | Dilution Factor: 1.0

CONCENTRATION UNITS: (ug/L or ug/Kg) µG/KG

	CAS NUMBER	COMPOUND NAME	RT	EST. CONC.	Q
01		Unknown-01	3.555	690	J
02		Unknown-02	3.641	1300	J
03		Unknown-03	3.940	1900	J
04		Unknown-04	4.367	500	J
05	103-82-2	Benzeneacetic acid	5.500	200	NJ
06	2451-01-6	Terpin Hydrate	5.916	280	NJ
07	6971-40-0	17-Pentatriacontene	10.463	190	NJ
08	297-03-0	Cyclotetracosane	11.034	250	NJ
09	112-84-5	13-Docosenamide, (Z)-	11.269	220	NJ
	E96679[2]	Total Alkanes	N/A		

[2] EPA-designated Registry Number.

1D - FORM I SV-1

SEMIVOLATILE ORGANICS ANALYSIS DATA SHEET

CLIENT SAMPLE NO.

690-SS-5(0-2")-D

Lab Name: MITKEM LABORATORIES Contract:

Lab Code: MITKEM Case No.: H2643 Mod. Ref No.: SDG No.: SH2643

Matrix: (SOIL/SED/WATER) SOIL Lab Sample ID: H2643-23A

Sample wt/vol: 30.2 (g/mL) G Lab File ID: S3G2116.D

Level: (LOW/MED) LOW Extraction: (Type) SONC

% Moisture: 16 Decanted: (Y/N) N Date Received: 12/29/2009

Concentrated Extract Volume: 1000 (uL) Date Extracted: 12/30/2009

Injection Volume: 1.0 (uL) GPC Factor: 1.00 Date Analyzed: 01/04/2010

GPC Cleanup: (Y/N) N pH: Dilution Factor: 1.0

CAS NO.	COMPOUND	CONCENTRATION UNITS: (ug/L or ug/Kg) µG/KG	Q
108-95-2	Phenol	390	U
111-44-4	Bis(2-chloroethyl)ether	390	U
95-57-8	2-Chlorophenol	390	U
541-73-1	1,3-Dichlorobenzene	390	U
106-46-7	1,4-Dichlorobenzene	390	U
95-50-1	1,2-Dichlorobenzene	390	U
95-48-7	2-Methylphenol	390	U
108-60-1	2,2'-oxybis(1-Chloropropane)	390	U
106-44-5	4-Methylphenol	390	U
621-64-7	N-Nitroso-di-n-propylamine	390	U
67-72-1	Hexachloroethane	390	U
98-95-3	Nitrobenzene	390	U
78-59-1	Isophorone	390	U
88-75-5	2-Nitrophenol	390	U
105-67-9	2,4-Dimethylphenol	390	U
120-83-2	2,4-Dichlorophenol	390	U
120-82-1	1,2,4-Trichlorobenzene	390	U
91-20-3	Naphthalene	390	U
106-47-8	4-Chloroaniline	390	U
111-91-1	Bis(2-chloroethoxy)methane	390	U
87-68-3	Hexachlorobutadiene	390	U
59-50-7	4-Chloro-3-methylphenol	390	U
91-57-6	2-Methylnaphthalene	390	U
77-47-4	Hexachlorocyclopentadiene	390	U
88-06-2	2,4,6-Trichlorophenol	390	U
95-95-4	2,4,5-Trichlorophenol	790	U
91-58-7	2-Chloronaphthalene	390	U
88-74-4	2-Nitroaniline	790	U
131-11-3	Dimethylphthalate	390	U
208-96-8	Acenaphthylene	130	J
606-20-2	2,6-Dinitrotoluene	390	U
99-09-2	3-Nitroaniline	790	U
83-32-9	Acenaphthene	390	U
51-28-5	2,4-Dinitrophenol	790	U
100-02-7	4-Nitrophenol	790	U
132-64-9	Dibenzofuran	390	U
121-14-2	2,4-Dinitrotoluene	390	U

1E - FORM I SV-2

SEMIVOLATILE ORGANICS ANALYSIS DATA SHEET

CLIENT SAMPLE NO.

690-SS-5(0-2")-D

Lab Name: MITKEM LABORATORIES Contract:

Lab Code: MITKEM Case No.: H2643 Mod. Ref No.: SDG No.: SH2643

Matrix: (SOIL/SED/WATER) SOIL Lab Sample ID: H2643-23A

Sample wt/vol: 30.2 (g/mL) G Lab File ID: S3G2116.D

Level: (LOW/MED) LOW Extraction: (Type) SONC

% Moisture: 16 Decanted: (Y/N) N Date Received: 12/29/2009

Concentrated Extract Volume: 1000 (uL) Date Extracted: 12/30/2009

Injection Volume: 1.0 (uL) GPC Factor: 1.00 Date Analyzed: 01/04/2010

GPC Cleanup: (Y/N) N pH: Dilution Factor: 1.0

CAS NO.	COMPOUND	CONCENTRATION UNITS: (ug/L or ug/Kg) µG/KG	Q
84-66-2	Diethylphthalate	390	U
7005-72-3	4-Chlorophenyl-phenylether	390	U
86-73-7	Fluorene	390	U
100-01-6	4-Nitroaniline	790	U
534-52-1	4,6-Dinitro-2-methylphenol	790	U
86-30-6	N-Nitrosodiphenylamine	390	U
101-55-3	4-Bromophenyl-phenylether	390	U
118-74-1	Hexachlorobenzene	390	U
87-86-5	Pentachlorophenol	790	U
85-01-8	Phenanthrene	380	J
120-12-7	Anthracene	140	J
86-74-8	Carbazole	40	J
84-74-2	Di-n-butylphthalate	170	J
206-44-0	Fluoranthene	860	
129-00-0	Pyrene	690	
85-68-7	Butylbenzylphthalate	390	U
91-94-1	3,3'-Dichlorobenzidine	390	U
56-55-3	Benzo(a)anthracene	430	
218-01-9	Chrysene	440	
117-81-7	Bis(2-ethylhexyl)phthalate	390	U
117-84-0	Di-n-octylphthalate	390	U
205-99-2	Benzo(b)fluoranthene	640	
207-08-9	Benzo(k)fluoranthene	230	J
50-32-8	Benzo(a)pyrene	440	
193-39-5	Indeno(1,2,3-cd)pyrene	350	J
53-70-3	Dibenzo(a,h)anthracene	72	J
191-24-2	Benzo(g,h,i)perylene	350	J

1K - FORM I SV-TIC

SEMIVOLATILE ORGANICS ANALYSIS DATA SHEET

TENTATIVELY IDENTIFIED COMPOUNDS

CLIENT SAMPLE NO.: 690-SS-5(0-2")-D

Lab Name: MITKEM LABORATORIES Contract:

Lab Code: MITKEM Case No.: H2643 Mod. Ref No.: SDG No.: SH2643

Matrix: (SOIL/SED/WATER) SOIL Lab Sample ID: H2643-23A

Sample wt/vol: 30.2 (g/mL) G Lab File ID: S3G2116.D

Level: (TRACE or LOW/MED) LOW Extraction: (Type) SONC

% Moisture: 16 Decanted: (Y/N) N Date Received: 12/29/2009

Concentrated Extract Volume: 1000 (uL) Date Extracted: 12/30/2009

Injection Volume: 1.0 (uL) GPC Factor: 1.00 Date Analyzed: 01/04/2010

GPC Cleanup: (Y/N) N pH: Dilution Factor: 1.0

CONCENTRATION UNITS: (ug/L or ug/Kg) µG/KG

	CAS NUMBER	COMPOUND NAME	RT	EST. CONC.	Q
01		Unknown-01	3.552	1100	J
02		Unknown-02	3.643	1300	J
03		Unknown-03	3.905	190	J
04		Unknown-04	3.937	1100	J
05		Unknown-05	4.369	430	J
06	1000157-89-9	p-menth-1-en-8-ol	5.278	170	NJ
07	103-82-2	Benzeneacetic acid	5.502	240	NJ
08	2451-01-6	Terpin Hydrate	5.919	300	NJ
09	143-07-7	Dodecanoic acid	7.057	160	NJ
10	38775-38-1	1-Hexadecanesulfonyl chlorid	10.465	240	NJ
11	6971-40-0	17-Pentatriacontene	11.036	400	NJ
12	301-02-0	9-Octadecenamide, (Z)-	11.272	320	NJ
13		Unknown-06	11.549	200	J
14	192-97-2	Benzo[e]pyrene	11.699	360	NJ
	E96679[2]	Total Alkanes	N/A		

[2] EPA-designated Registry Number.

1D - FORM I SV-1

SEMIVOLATILE ORGANICS ANALYSIS DATA SHEET

CLIENT SAMPLE NO.

690-FB1-O

Lab Name: MITKEM LABORATORIES Contract:

Lab Code: MITKEM Case No.: H2643 Mod. Ref No.: SDG No.: SH2643

Matrix: (SOIL/SED/WATER) WATER Lab Sample ID: H2643-24C

Sample wt/vol: 1000 (g/mL) ML Lab File ID: S1G1439.D

Level: (LOW/MED) LOW Extraction: (Type) CONT

% Moisture: Decanted: (Y/N) Date Received: 12/29/2009

Concentrated Extract Volume: 1000 (uL) Date Extracted: 12/29/2009

Injection Volume: 1.0 (uL) GPC Factor: 1.00 Date Analyzed: 01/04/2010

GPC Cleanup: (Y/N) N pH: Dilution Factor: 1.0

CAS NO.	COMPOUND	CONCENTRATION UNITS: (ug/L or ug/Kg) µG/L	Q
108-95-2	Phenol	10	U
111-44-4	Bis(2-chloroethyl)ether	10	U
95-57-8	2-Chlorophenol	10	U
541-73-1	1,3-Dichlorobenzene	10	U
106-46-7	1,4-Dichlorobenzene	10	U
95-50-1	1,2-Dichlorobenzene	10	U
95-48-7	2-Methylphenol	10	U
108-60-1	2,2'-oxybis(1-Chloropropane)	10	U
106-44-5	4-Methylphenol	10	U
621-64-7	N-Nitroso-di-n-propylamine	10	U
67-72-1	Hexachloroethane	10	U
98-95-3	Nitrobenzene	10	U
78-59-1	Isophorone	10	U
88-75-5	2-Nitrophenol	10	U
105-67-9	2,4-Dimethylphenol	10	U
120-83-2	2,4-Dichlorophenol	10	U
120-82-1	1,2,4-Trichlorobenzene	10	U
91-20-3	Naphthalene	10	U
106-47-8	4-Chloroaniline	10	U
111-91-1	Bis(2-chloroethoxy)methane	10	U
87-68-3	Hexachlorobutadiene	10	U
59-50-7	4-Chloro-3-methylphenol	10	U
91-57-6	2-Methylnaphthalene	10	U
77-47-4	Hexachlorocyclopentadiene	10	U J
88-06-2	2,4,6-Trichlorophenol	10	U
95-95-4	2,4,5-Trichlorophenol	20	U
91-58-7	2-Chloronaphthalene	10	U
88-74-4	2-Nitroaniline	20	U
131-11-3	Dimethylphthalate	10	U
208-96-8	Acenaphthylene	10	U
606-20-2	2,6-Dinitrotoluene	10	U
99-09-2	3-Nitroaniline	20	U
83-32-9	Acenaphthene	10	U
51-28-5	2,4-Dinitrophenol	20	U
100-02-7	4-Nitrophenol	20	U
132-64-9	Dibenzofuran	10	U
121-14-2	2,4-Dinitrotoluene	10	U

1E - FORM I SV-2

SEMIVOLATILE ORGANICS ANALYSIS DATA SHEET

CLIENT SAMPLE NO.

690-FB1-O

Lab Name: MITKEM LABORATORIES Contract:

Lab Code: MITKEM Case No.: H2643 Mod. Ref No.: SDG No.: SH2643

Matrix: (SOIL/SED/WATER) WATER Lab Sample ID: H2643-24C

Sample wt/vol: 1000 (g/mL) ML Lab File ID: S1G1439.D

Level: (LOW/MED) LOW Extraction: (Type) CONT

% Moisture: Decanted: (Y/N) Date Received: 12/29/2009

Concentrated Extract Volume: 1000 (uL) Date Extracted: 12/29/2009

Injection Volume: 1.0 (uL) GPC Factor: 1.00 Date Analyzed: 01/04/2010

GPC Cleanup: (Y/N) N pH: Dilution Factor: 1.0

CAS NO.	COMPOUND	CONCENTRATION UNITS: (ug/L or ug/Kg) µG/L	Q
84-66-2	Diethylphthalate	10	U
7005-72-3	4-Chlorophenyl-phenylether	10	U
86-73-7	Fluorene	10	U
100-01-6	4-Nitroaniline	20	U
534-52-1	4,6-Dinitro-2-methylphenol	20	U
86-30-6	N-Nitrosodiphenylamine	10	U
101-55-3	4-Bromophenyl-phenylether	10	U
118-74-1	Hexachlorobenzene	10	U
87-86-5	Pentachlorophenol	20	U
85-01-8	Phenanthrene	10	U
120-12-7	Anthracene	10	U
86-74-8	Carbazole	10	U
84-74-2	Di-n-butylphthalate	10	U
206-44-0	Fluoranthene	10	U
129-00-0	Pyrene	10	U
85-68-7	Butylbenzylphthalate	10	U
91-94-1	3,3'-Dichlorobenzidine	10	U
56-55-3	Benzo(a)anthracene	10	U
218-01-9	Chrysene	10	U
117-81-7	Bis(2-ethylhexyl)phthalate	10	U
117-84-0	Di-n-octylphthalate	10	U
205-99-2	Benzo(b)fluoranthene	10	U
207-08-9	Benzo(k)fluoranthene	10	U
50-32-8	Benzo(a)pyrene	10	U
193-39-5	Indeno(1,2,3-cd)pyrene	10	U
53-70-3	Dibenzo(a,h)anthracene	10	U
191-24-2	Benzo(g,h,i)perylene	10	U

1K - FORM I SV-TIC

SEMIVOLATILE ORGANICS ANALYSIS DATA SHEET

TENTATIVELY IDENTIFIED COMPOUNDS

CLIENT SAMPLE NO.

690-FB1-O

Lab Name: MITKEM LABORATORIES Contract:

Lab Code: MITKEM Case No.: H2643 Mod. Ref No.: SDG No.: SH2643

Matrix: (SOIL/SED/WATER) WATER Lab Sample ID: H2643-24C

Sample wt/vol: 1000 (g/mL) ML Lab File ID: S1G1439.D

Level: (TRACE or LOW/MED) LOW Extraction: (Type) CONT

% Moisture: Decanted: (Y/N) Date Received: 12/29/2009

Concentrated Extract Volume: 1000 (uL) Date Extracted: 12/29/2009

Injection Volume: 1.0 (uL) GPC Factor: 1.00 Date Analyzed: 01/04/2010

GPC Cleanup: (Y/N) N pH: Dilution Factor: 1.0

CONCENTRATION UNITS: (ug/L or ug/Kg) µG/L

	CAS NUMBER	COMPOUND NAME	RT	EST. CONC.	Q
01		Unknown-01	5.530	8.0	J
	E966796[2]	Total Alkanes	N/A		

[2] EPA-designated Registry Number.

1D - FORM I SV-1

SEMIVOLATILE ORGANICS ANALYSIS DATA SHEET

CLIENT SAMPLE NO.

690-FB2-O

Lab Name: MITKEM LABORATORIES Contract:

Lab Code: MITKEM Case No.: H2643 Mod. Ref No.: SDG No.: SH2643

Matrix: (SOIL/SED/WATER) WATER Lab Sample ID: H2643-25C

Sample wt/vol: 1000 (g/mL) ML Lab File ID: S1G1440.D

Level: (LOW/MED) LOW Extraction: (Type) CONT

% Moisture: Decanted: (Y/N) Date Received: 12/29/2009

Concentrated Extract Volume: 1000 (uL) Date Extracted: 12/29/2009

Injection Volume: 1.0 (uL) GPC Factor: 1.00 Date Analyzed: 01/04/2010

GPC Cleanup: (Y/N) N pH: Dilution Factor: 1.0

CAS NO.	COMPOUND	CONCENTRATION UNITS: (ug/L or ug/Kg) µG/L	Q
108-95-2	Phenol	10	U
111-44-4	Bis(2-chloroethyl)ether	10	U
95-57-8	2-Chlorophenol	10	U
541-73-1	1,3-Dichlorobenzene	10	U
106-46-7	1,4-Dichlorobenzene	10	U
95-50-1	1,2-Dichlorobenzene	10	U
95-48-7	2-Methylphenol	10	U
108-60-1	2,2´-oxybis(1-Chloropropane)	10	U
106-44-5	4-Methylphenol	10	U
621-64-7	N-Nitroso-di-n-propylamine	10	U
67-72-1	Hexachloroethane	10	U
98-95-3	Nitrobenzene	10	U
78-59-1	Isophorone	10	U
88-75-5	2-Nitrophenol	10	U
105-67-9	2,4-Dimethylphenol	10	U
120-83-2	2,4-Dichlorophenol	10	U
120-82-1	1,2,4-Trichlorobenzene	10	U
91-20-3	Naphthalene	10	U
106-47-8	4-Chloroaniline	10	U
111-91-1	Bis(2-chloroethoxy)methane	10	U
87-68-3	Hexachlorobutadiene	10	U
59-50-7	4-Chloro-3-methylphenol	10	U
91-57-6	2-Methylnaphthalene	10	U
77-47-4	Hexachlorocyclopentadiene	10	U J
88-06-2	2,4,6-Trichlorophenol	10	U
95-95-4	2,4,5-Trichlorophenol	20	U
91-58-7	2-Chloronaphthalene	10	U
88-74-4	2-Nitroaniline	20	U
131-11-3	Dimethylphthalate	10	U
208-96-8	Acenaphthylene	10	U
606-20-2	2,6-Dinitrotoluene	10	U
99-09-2	3-Nitroaniline	20	U
83-32-9	Acenaphthene	10	U
51-28-5	2,4-Dinitrophenol	20	U
100-02-7	4-Nitrophenol	20	U
132-64-9	Dibenzofuran	10	U
121-14-2	2,4-Dinitrotoluene	10	U

1E - FORM I SV-2

SEMIVOLATILE ORGANICS ANALYSIS DATA SHEET

CLIENT SAMPLE NO.

690-FB2-O

Lab Name: MITKEM LABORATORIES Contract:

Lab Code: MITKEM Case No.: H2643 Mod. Ref No.: SDG No.: SH2643

Matrix: (SOIL/SED/WATER) WATER Lab Sample ID: H2643-25C

Sample wt/vol: 1000 (g/mL) ML Lab File ID: S1G1440.D

Level: (LOW/MED) LOW Extraction: (Type) CONT

% Moisture: Decanted: (Y/N) Date Received: 12/29/2009

Concentrated Extract Volume: 1000 (uL) Date Extracted: 12/29/2009

Injection Volume: 1.0 (uL) GPC Factor: 1.00 Date Analyzed: 01/04/2010

GPC Cleanup: (Y/N) N pH: Dilution Factor: 1.0

CAS NO.	COMPOUND	CONCENTRATION UNITS: (ug/L or ug/Kg) µG/L	Q
84-66-2	Diethylphthalate	10	U
7005-72-3	4-Chlorophenyl-phenylether	10	U
86-73-7	Fluorene	10	U
100-01-6	4-Nitroaniline	20	U
534-52-1	4,6-Dinitro-2-methylphenol	20	U
86-30-6	N-Nitrosodiphenylamine	10	U
101-55-3	4-Bromophenyl-phenylether	10	U
118-74-1	Hexachlorobenzene	10	U
87-86-5	Pentachlorophenol	20	U
85-01-8	Phenanthrene	10	U
120-12-7	Anthracene	10	U
86-74-8	Carbazole	10	U
84-74-2	Di-n-butylphthalate	10	U
206-44-0	Fluoranthene	10	U
129-00-0	Pyrene	10	U
85-68-7	Butylbenzylphthalate	10	U
91-94-1	3,3'-Dichlorobenzidine	10	U
56-55-3	Benzo(a)anthracene	10	U
218-01-9	Chrysene	10	U
117-81-7	Bis(2-ethylhexyl)phthalate	10	U
117-84-0	Di-n-octylphthalate	10	U
205-99-2	Benzo(b)fluoranthene	10	U
207-08-9	Benzo(k)fluoranthene	10	U
50-32-8	Benzo(a)pyrene	10	U
193-39-5	Indeno(1,2,3-cd)pyrene	10	U
53-70-3	Dibenzo(a,h)anthracene	10	U
191-24-2	Benzo(g,h,i)perylene	10	U

1K - FORM I SV-TIC

SEMIVOLATILE ORGANICS ANALYSIS DATA SHEET

TENTATIVELY IDENTIFIED COMPOUNDS

CLIENT SAMPLE NO.

690-FB2-O

Lab Name: MITKEM LABORATORIES Contract:

Lab Code: MITKEM Case No.: H2643 Mod. Ref No.: SDG No.: SH2643

Matrix: (SOIL/SED/WATER) WATER Lab Sample ID: H2643-25C

Sample wt/vol: 1000 (g/mL) ML Lab File ID: S1G1440.D

Level: (TRACE or LOW/MED) LOW Extraction: (Type) CONT

% Moisture: Decanted: (Y/N) Date Received: 12/29/2009

Concentrated Extract Volume: 1000 (uL) Date Extracted: 12/29/2009

Injection Volume: 1.0 (uL) GPC Factor: 1.00 Date Analyzed: 01/04/2010

GPC Cleanup: (Y/N) N pH: Dilution Factor: 1.0

CONCENTRATION UNITS: (ug/L or ug/Kg) ug/L

	CAS NUMBER	COMPOUND NAME	RT	EST. CONC.	Q
01		Unknown-01	5.530	8.0	J
	E966796[2]	Total Alkanes	N/A		

[2] EPA-designated Registry Number.

1D - FORM I SV-1

SEMIVOLATILE ORGANICS ANALYSIS DATA SHEET

CLIENT SAMPLE NO.

MB-48295

Lab Name: MITKEM LABORATORIES Contract:

Lab Code: MITKEM Case No.: H2643 Mod. Ref No.: SDG No.: SH2643

Matrix: (SOIL/SED/WATER) WATER Lab Sample ID: MB-48295

Sample wt/vol: 1000 (g/mL) ML Lab File ID: S1G1432.D

Level: (LOW/MED) LOW Extraction: (Type) CONT

% Moisture: Decanted: (Y/N) Date Received:

Concentrated Extract Volume: 1000 (uL) Date Extracted: 12/29/2009

Injection Volume: 1.0 (uL) GPC Factor: 1.00 Date Analyzed: 01/04/2010

GPC Cleanup: (Y/N) N pH: Dilution Factor: 1.0

CAS NO.	COMPOUND	CONCENTRATION UNITS: (ug/L or ug/Kg) µG/L	Q
108-95-2	Phenol	10	U
111-44-4	Bis(2-chloroethyl)ether	10	U
95-57-8	2-Chlorophenol	10	U
541-73-1	1,3-Dichlorobenzene	10	U
106-46-7	1,4-Dichlorobenzene	10	U
95-50-1	1,2-Dichlorobenzene	10	U
95-48-7	2-Methylphenol	10	U
108-60-1	2,2'-oxybis(1-Chloropropane)	10	U
106-44-5	4-Methylphenol	10	U
621-64-7	N-Nitroso-di-n-propylamine	10	U
67-72-1	Hexachloroethane	10	U
98-95-3	Nitrobenzene	10	U
78-59-1	Isophorone	10	U
88-75-5	2-Nitrophenol	10	U
105-67-9	2,4-Dimethylphenol	10	U
120-83-2	2,4-Dichlorophenol	10	U
120-82-1	1,2,4-Trichlorobenzene	10	U
91-20-3	Naphthalene	10	U
106-47-8	4-Chloroaniline	10	U
111-91-1	Bis(2-chloroethoxy)methane	10	U
87-68-3	Hexachlorobutadiene	10	U
59-50-7	4-Chloro-3-methylphenol	10	U
91-57-6	2-Methylnaphthalene	10	U
77-47-4	Hexachlorocyclopentadiene	10	U J
88-06-2	2,4,6-Trichlorophenol	10	U
95-95-4	2,4,5-Trichlorophenol	20	U
91-58-7	2-Chloronaphthalene	10	U
88-74-4	2-Nitroaniline	20	U
131-11-3	Dimethylphthalate	10	U
208-96-8	Acenaphthylene	10	U
606-20-2	2,6-Dinitrotoluene	10	U
99-09-2	3-Nitroaniline	20	U
83-32-9	Acenaphthene	10	U
51-28-5	2,4-Dinitrophenol	20	U
100-02-7	4-Nitrophenol	20	U
132-64-9	Dibenzofuran	10	U
121-14-2	2,4-Dinitrotoluene	10	U

1E - FORM I SV-2

SEMIVOLATILE ORGANICS ANALYSIS DATA SHEET

CLIENT SAMPLE NO.

MB-48295

Lab Name: MITKEM LABORATORIES Contract:

Lab Code: MITKEM Case No.: H2643 Mod. Ref No.: SDG No.: SH2643

Matrix: (SOIL/SED/WATER) WATER Lab Sample ID: MB-48295

Sample wt/vol: 1000 (g/mL) ML Lab File ID: S1G1432.D

Level: (LOW/MED) LOW Extraction: (Type) CONT

% Moisture: Decanted: (Y/N) Date Received:

Concentrated Extract Volume: 1000 (uL) Date Extracted: 12/29/2009

Injection Volume: 1.0 (uL) GPC Factor: 1.00 Date Analyzed: 01/04/2010

GPC Cleanup: (Y/N) N pH: Dilution Factor: 1.0

CAS NO.	COMPOUND	CONCENTRATION UNITS: (ug/L or ug/Kg) µG/L	Q
84-66-2	Diethylphthalate	10	U
7005-72-3	4-Chlorophenyl-phenylether	10	U
86-73-7	Fluorene	10	U
100-01-6	4-Nitroaniline	20	U
534-52-1	4,6-Dinitro-2-methylphenol	20	U
86-30-6	N-Nitrosodiphenylamine	10	U
101-55-3	4-Bromophenyl-phenylether	10	U
118-74-1	Hexachlorobenzene	10	U
87-86-5	Pentachlorophenol	20	U
85-01-8	Phenanthrene	10	U
120-12-7	Anthracene	10	U
86-74-8	Carbazole	10	U
84-74-2	Di-n-butylphthalate	10	U
206-44-0	Fluoranthene	10	U
129-00-0	Pyrene	10	U
85-68-7	Butylbenzylphthalate	10	U
91-94-1	3,3'-Dichlorobenzidine	10	U
56-55-3	Benzo(a)anthracene	10	U
218-01-9	Chrysene	10	U
117-81-7	Bis(2-ethylhexyl)phthalate	10	U
117-84-0	Di-n-octylphthalate	10	U
205-99-2	Benzo(b)fluoranthene	10	U
207-08-9	Benzo(k)fluoranthene	10	U
50-32-8	Benzo(a)pyrene	10	U
193-39-5	Indeno(1,2,3-cd)pyrene	10	U
53-70-3	Dibenzo(a,h)anthracene	10	U
191-24-2	Benzo(g,h,i)perylene	10	U

1K - FORM I SV-TIC

SEMIVOLATILE ORGANICS ANALYSIS DATA SHEET

TENTATIVELY IDENTIFIED COMPOUNDS

CLIENT SAMPLE NO.

MB-48295

Lab Name: MITKEM LABORATORIES Contract:

Lab Code: MITKEM Case No.: H2643 Mod. Ref No.: SDG No.: SH2643

Matrix: (SOIL/SED/WATER) WATER Lab Sample ID: MB-48295

Sample wt/vol: 1000 (g/mL) ML Lab File ID: S1G1432.D

Level: (TRACE or LOW/MED) LOW Extraction: (Type) CONT

% Moisture: Decanted: (Y/N) Date Received:

Concentrated Extract Volume: 1000 (uL) Date Extracted: 12/29/2009

Injection Volume: 1.0 (uL) GPC Factor: 1.00 Date Analyzed: 01/04/2010

GPC Cleanup: (Y/N) N pH: Dilution Factor: 1.0

CONCENTRATION UNITS: (ug/L or ug/Kg) µG/L

	CAS NUMBER	COMPOUND NAME	RT	EST. CONC.	Q
01		Unknown-01	5.533	5.7	J
	E966796[2]	Total Alkanes	N/A		

[2] EPA-designated Registry Number.

1D - FORM I SV-1

SEMIVOLATILE ORGANICS ANALYSIS DATA SHEET

CLIENT SAMPLE NO.

MB-48319

Lab Name: MITKEM LABORATORIES Contract:

Lab Code: MITKEM Case No.: H2643 Mod. Ref No.: SDG No.: SH2643

Matrix: (SOIL/SED/WATER) SOIL Lab Sample ID: MB-48319

Sample wt/vol: 30.0 (g/mL) G Lab File ID: S3G2104.D

Level: (LOW/MED) LOW Extraction: (Type) SONC

% Moisture: Decanted: (Y/N) Date Received:

Concentrated Extract Volume: 1000 (uL) Date Extracted: 12/30/2009

Injection Volume: 1.0 (uL) GPC Factor: 1.00 Date Analyzed: 01/04/2010

GPC Cleanup: (Y/N) N pH: Dilution Factor: 1.0

CAS NO.	COMPOUND	CONCENTRATION UNITS: (ug/L or ug/Kg) µG/KG	Q
108-95-2	Phenol	330	U
111-44-4	Bis(2-chloroethyl)ether	330	U
95-57-8	2-Chlorophenol	330	U
541-73-1	1,3-Dichlorobenzene	330	U
106-46-7	1,4-Dichlorobenzene	330	U
95-50-1	1,2-Dichlorobenzene	330	U
95-48-7	2-Methylphenol	330	U
108-60-1	2,2'-oxybis(1-Chloropropane)	330	U
106-44-5	4-Methylphenol	330	U
621-64-7	N-Nitroso-di-n-propylamine	330	U
67-72-1	Hexachloroethane	330	U
98-95-3	Nitrobenzene	330	U
78-59-1	Isophorone	330	U
88-75-5	2-Nitrophenol	330	U
105-67-9	2,4-Dimethylphenol	330	U
120-83-2	2,4-Dichlorophenol	330	U
120-82-1	1,2,4-Trichlorobenzene	330	U
91-20-3	Naphthalene	330	U
106-47-8	4-Chloroaniline	330	U
111-91-1	Bis(2-chloroethoxy)methane	330	U
87-68-3	Hexachlorobutadiene	330	U
59-50-7	4-Chloro-3-methylphenol	330	U
91-57-6	2-Methylnaphthalene	330	U
77-47-4	Hexachlorocyclopentadiene	330	U
88-06-2	2,4,6-Trichlorophenol	330	U
95-95-4	2,4,5-Trichlorophenol	670	U
91-58-7	2-Chloronaphthalene	330	U
88-74-4	2-Nitroaniline	670	U
131-11-3	Dimethylphthalate	330	U
208-96-8	Acenaphthylene	330	U
606-20-2	2,6-Dinitrotoluene	330	U
99-09-2	3-Nitroaniline	670	U
83-32-9	Acenaphthene	330	U
51-28-5	2,4-Dinitrophenol	670	U
100-02-7	4-Nitrophenol	670	U
132-64-9	Dibenzofuran	330	U
121-14-2	2,4-Dinitrotoluene	330	U

1E - FORM I SV-2

SEMIVOLATILE ORGANICS ANALYSIS DATA SHEET

CLIENT SAMPLE NO.

MB-48319

Lab Name: MITKEM LABORATORIES Contract:

Lab Code: MITKEM Case No.: H2643 Mod. Ref No.: SDG No.: SH2643

Matrix: (SOIL/SED/WATER) SOIL Lab Sample ID: MB-48319

Sample wt/vol: 30.0 (g/mL) G Lab File ID: S3G2104.D

Level: (LOW/MED) LOW Extraction: (Type) SONC

% Moisture: Decanted: (Y/N) Date Received:

Concentrated Extract Volume: 1000 (uL) Date Extracted: 12/30/2009

Injection Volume: 1.0 (uL) GPC Factor: 1.00 Date Analyzed: 01/04/2010

GPC Cleanup: (Y/N) N pH: Dilution Factor: 1.0

CAS NO.	COMPOUND	CONCENTRATION UNITS: (ug/L or ug/Kg) µG/KG	Q
84-66-2	Diethylphthalate	330	U
7005-72-3	4-Chlorophenyl-phenylether	330	U
86-73-7	Fluorene	330	U
100-01-6	4-Nitroaniline	670	U
534-52-1	4,6-Dinitro-2-methylphenol	670	U
86-30-6	N-Nitrosodiphenylamine	330	U
101-55-3	4-Bromophenyl-phenylether	330	U
118-74-1	Hexachlorobenzene	330	U
87-86-5	Pentachlorophenol	670	U
85-01-8	Phenanthrene	330	U
120-12-7	Anthracene	330	U
86-74-8	Carbazole	330	U
84-74-2	Di-n-butylphthalate	330	U
206-44-0	Fluoranthene	330	U
129-00-0	Pyrene	330	U
85-68-7	Butylbenzylphthalate	330	U
91-94-1	3,3´-Dichlorobenzidine	330	U
56-55-3	Benzo(a)anthracene	330	U
218-01-9	Chrysene	330	U
117-81-7	Bis(2-ethylhexyl)phthalate	330	U
117-84-0	Di-n-octylphthalate	330	U
205-99-2	Benzo(b)fluoranthene	330	U
207-08-9	Benzo(k)fluoranthene	330	U
50-32-8	Benzo(a)pyrene	330	U
193-39-5	Indeno(1,2,3-cd)pyrene	330	U
53-70-3	Dibenzo(a,h)anthracene	330	U
191-24-2	Benzo(g,h,i)perylene	330	U

1K - FORM I SV-TIC

SEMIVOLATILE ORGANICS ANALYSIS DATA SHEET

TENTATIVELY IDENTIFIED COMPOUNDS

CLIENT SAMPLE NO.

MB-48319

Lab Name: MITKEM LABORATORIES Contract:

Lab Code: MITKEM Case No.: H2643 Mod. Ref No.: SDG No.: SH2643

Matrix: (SOIL/SED/WATER) SOIL Lab Sample ID: MB-48319

Sample wt/vol: 30.0 (g/mL) G Lab File ID: S3G2104.D

Level: (TRACE or LOW/MED) LOW Extraction: (Type) SONC

% Moisture: Decanted: (Y/N) Date Received:

Concentrated Extract Volume: 1000 (uL) Date Extracted: 12/30/2009

Injection Volume: 1.0 (uL) GPC Factor: 1.00 Date Analyzed: 01/04/2010

GPC Cleanup: (Y/N) N pH: Dilution Factor: 1.0

CONCENTRATION UNITS: (ug/L or ug/Kg) µG/KG

CAS NUMBER	COMPOUND NAME	RT	EST. CONC.	Q
E96679€[2]	Total Alkanes	N/A		

[2] EPA-designated Registry Number.

1D - FORM I SV-1

SEMIVOLATILE ORGANICS ANALYSIS DATA SHEET

CLIENT SAMPLE NO.

MB-48320

Lab Name: MITKEM LABORATORIES Contract:

Lab Code: MITKEM Case No.: H2643 Mod. Ref No.: SDG No.: SH2643

Matrix: (SOIL/SED/WATER) SOIL Lab Sample ID: MB-48320

Sample wt/vol: 30.0 (g/mL) G Lab File ID: S3G2102.D

Level: (LOW/MED) LOW Extraction: (Type) SONC

% Moisture: Decanted: (Y/N) Date Received:

Concentrated Extract Volume: 1000 (uL) Date Extracted: 12/30/2009

Injection Volume: 1.0 (uL) GPC Factor: 1.00 Date Analyzed: 01/04/2010

GPC Cleanup: (Y/N) N pH: Dilution Factor: 1.0

CAS NO.	COMPOUND	CONCENTRATION UNITS: (ug/L or ug/Kg) µG/KG	Q
108-95-2	Phenol	330	U
111-44-4	Bis(2-chloroethyl)ether	330	U
95-57-8	2-Chlorophenol	330	U
541-73-1	1,3-Dichlorobenzene	330	U
106-46-7	1,4-Dichlorobenzene	330	U
95-50-1	1,2-Dichlorobenzene	330	U
95-48-7	2-Methylphenol	330	U
108-60-1	2,2´-oxybis(1-Chloropropane)	330	U
106-44-5	4-Methylphenol	330	U
621-64-7	N-Nitroso-di-n-propylamine	330	U
67-72-1	Hexachloroethane	330	U
98-95-3	Nitrobenzene	330	U
78-59-1	Isophorone	330	U
88-75-5	2-Nitrophenol	330	U
105-67-9	2,4-Dimethylphenol	330	U
120-83-2	2,4-Dichlorophenol	330	U
120-82-1	1,2,4-Trichlorobenzene	330	U
91-20-3	Naphthalene	330	U
106-47-8	4-Chloroaniline	330	U
111-91-1	Bis(2-chloroethoxy)methane	330	U
87-68-3	Hexachlorobutadiene	330	U
59-50-7	4-Chloro-3-methylphenol	330	U
91-57-6	2-Methylnaphthalene	330	U
77-47-4	Hexachlorocyclopentadiene	330	U
88-06-2	2,4,6-Trichlorophenol	330	U
95-95-4	2,4,5-Trichlorophenol	670	U
91-58-7	2-Chloronaphthalene	330	U
88-74-4	2-Nitroaniline	670	U
131-11-3	Dimethylphthalate	330	U
208-96-8	Acenaphthylene	330	U
606-20-2	2,6-Dinitrotoluene	330	U
99-09-2	3-Nitroaniline	670	U
83-32-9	Acenaphthene	330	U
51-28-5	2,4-Dinitrophenol	670	U
100-02-7	4-Nitrophenol	670	U
132-64-9	Dibenzofuran	330	U
121-14-2	2,4-Dinitrotoluene	330	U

1E - FORM I SV-2

SEMIVOLATILE ORGANICS ANALYSIS DATA SHEET

CLIENT SAMPLE NO.

MB-48320

Lab Name: MITKEM LABORATORIES Contract:

Lab Code: MITKEM Case No.: H2643 Mod. Ref No.: SDG No.: SH2643

Matrix: (SOIL/SED/WATER) SOIL Lab Sample ID: MB-48320

Sample wt/vol: 30.0 (g/mL) G Lab File ID: S3G2102.D

Level: (LOW/MED) LOW Extraction: (Type) SONC

% Moisture: Decanted: (Y/N) Date Received:

Concentrated Extract Volume: 1000 (uL) Date Extracted: 12/30/2009

Injection Volume: 1.0 (uL) GPC Factor: 1.00 Date Analyzed: 01/04/2010

GPC Cleanup: (Y/N) N pH: Dilution Factor: 1.0

CAS NO.	COMPOUND	CONCENTRATION UNITS: (ug/L or ug/Kg) µG/KG	Q
84-66-2	Diethylphthalate	330	U
7005-72-3	4-Chlorophenyl-phenylether	330	U
86-73-7	Fluorene	330	U
100-01-6	4-Nitroaniline	670	U
534-52-1	4,6-Dinitro-2-methylphenol	670	U
86-30-6	N-Nitrosodiphenylamine	330	U
101-55-3	4-Bromophenyl-phenylether	330	U
118-74-1	Hexachlorobenzene	330	U
87-86-5	Pentachlorophenol	670	U
85-01-8	Phenanthrene	330	U
120-12-7	Anthracene	330	U
86-74-8	Carbazole	330	U
84-74-2	Di-n-butylphthalate	330	U
206-44-0	Fluoranthene	330	U
129-00-0	Pyrene	330	U
85-68-7	Butylbenzylphthalate	330	U
91-94-1	3,3'-Dichlorobenzidine	330	U
56-55-3	Benzo(a)anthracene	330	U
218-01-9	Chrysene	330	U
117-81-7	Bis(2-ethylhexyl)phthalate	330	U
117-84-0	Di-n-octylphthalate	330	U
205-99-2	Benzo(b)fluoranthene	330	U
207-08-9	Benzo(k)fluoranthene	330	U
50-32-8	Benzo(a)pyrene	330	U
193-39-5	Indeno(1,2,3-cd)pyrene	330	U
53-70-3	Dibenzo(a,h)anthracene	330	U
191-24-2	Benzo(g,h,i)perylene	330	U

1K - FORM I SV-TIC

SEMIVOLATILE ORGANICS ANALYSIS DATA SHEET

TENTATIVELY IDENTIFIED COMPOUNDS

CLIENT SAMPLE NO.

MB-48320

Lab Name: MITKEM LABORATORIES Contract:

Lab Code: MITKEM Case No.: H2643 Mod. Ref No.: SDG No.: SH2643

Matrix: (SOIL/SED/WATER) SOIL Lab Sample ID: MB-48320

Sample wt/vol: 30.0 (g/mL) G Lab File ID: S3G2102.D

Level: (TRACE or LOW/MED) LOW Extraction: (Type) SONC

% Moisture: Decanted: (Y/N) Date Received:

Concentrated Extract Volume: 1000 (uL) Date Extracted: 12/30/2009

Injection Volume: 1.0 (uL) GPC Factor: 1.00 Date Analyzed: 01/04/2010

GPC Cleanup: (Y/N) N pH: Dilution Factor: 1.0

CONCENTRATION UNITS: (ug/L or ug/Kg) µG/KG

CAS NUMBER	COMPOUND NAME	RT	EST. CONC.	Q
E96679€ [2]	Total Alkanes	N/A		

[2] EPA-designated Registry Number.

1D - FORM I SV-1

SEMIVOLATILE ORGANICS ANALYSIS DATA SHEET

CLIENT SAMPLE NO.

LCS-48295

Lab Name: MITKEM LABORATORIES Contract:

Lab Code: MITKEM Case No.: H2643 Mod. Ref No.: SDG No.: SH2643

Matrix: (SOIL/SED/WATER) WATER Lab Sample ID: LCS-48295

Sample wt/vol: 1000 (g/mL) ML Lab File ID: S1G1433.D

Level: (LOW/MED) LOW Extraction: (Type) CONT

% Moisture: Decanted: (Y/N) Date Received:

Concentrated Extract Volume: 1000 (uL) Date Extracted: 12/29/2009

Injection Volume: 1.0 (uL) GPC Factor: 1.00 Date Analyzed: 01/04/2010

GPC Cleanup: (Y/N) N pH: Dilution Factor: 1.0

CAS NO.	COMPOUND	CONCENTRATION UNITS: (ug/L or ug/Kg) µG/L	Q
108-95-2	Phenol	32	
111-44-4	Bis(2-chloroethyl)ether	32	
95-57-8	2-Chlorophenol	36	
541-73-1	1,3-Dichlorobenzene	31	
106-46-7	1,4-Dichlorobenzene	32	
95-50-1	1,2-Dichlorobenzene	32	
95-48-7	2-Methylphenol	35	
108-60-1	2,2'-oxybis(1-Chloropropane)	30	
106-44-5	4-Methylphenol	34	
621-64-7	N-Nitroso-di-n-propylamine	36	
67-72-1	Hexachloroethane	31	
98-95-3	Nitrobenzene	39	
78-59-1	Isophorone	38	
88-75-5	2-Nitrophenol	39	
105-67-9	2,4-Dimethylphenol	26	
120-83-2	2,4-Dichlorophenol	35	
120-82-1	1,2,4-Trichlorobenzene	36	
91-20-3	Naphthalene	34	
106-47-8	4-Chloroaniline	39	
111-91-1	Bis(2-chloroethoxy)methane	39	
87-68-3	Hexachlorobutadiene	37	
59-50-7	4-Chloro-3-methylphenol	44	
91-57-6	2-Methylnaphthalene	39	
77-47-4	Hexachlorocyclopentadiene	13	J
88-06-2	2,4,6-Trichlorophenol	42	
95-95-4	2,4,5-Trichlorophenol	43	
91-58-7	2-Chloronaphthalene	31	
88-74-4	2-Nitroaniline	35	
131-11-3	Dimethylphthalate	39	
208-96-8	Acenaphthylene	37	
606-20-2	2,6-Dinitrotoluene	38	
99-09-2	3-Nitroaniline	41	
83-32-9	Acenaphthene	38	
51-28-5	2,4-Dinitrophenol	39	
100-02-7	4-Nitrophenol	36	
132-64-9	Dibenzofuran	37	
121-14-2	2,4-Dinitrotoluene	40	

SW846

1E - FORM I SV-2

SEMIVOLATILE ORGANICS ANALYSIS DATA SHEET

CLIENT SAMPLE NO.

LCS-48295

Lab Name: MITKEM LABORATORIES Contract:

Lab Code: MITKEM Case No.: H2643 Mod. Ref No.: SDG No.: SH2643

Matrix: (SOIL/SED/WATER) WATER Lab Sample ID: LCS-48295

Sample wt/vol: 1000 (g/mL) ML Lab File ID: S1G1433.D

Level: (LOW/MED) LOW Extraction: (Type) CONT

% Moisture: Decanted: (Y/N) Date Received:

Concentrated Extract Volume: 1000 (uL) Date Extracted: 12/29/2009

Injection Volume: 1.0 (uL) GPC Factor: 1.00 Date Analyzed: 01/04/2010

GPC Cleanup: (Y/N) N pH: Dilution Factor: 1.0

CAS NO.	COMPOUND	CONCENTRATION UNITS: (ug/L or ug/Kg) µG/L	Q
84-66-2	Diethylphthalate	40	
7005-72-3	4-Chlorophenyl-phenylether	39	
86-73-7	Fluorene	37	
100-01-6	4-Nitroaniline	41	
534-52-1	4,6-Dinitro-2-methylphenol	41	
86-30-6	N-Nitrosodiphenylamine	39	
101-55-3	4-Bromophenyl-phenylether	45	
118-74-1	Hexachlorobenzene	44	
87-86-5	Pentachlorophenol	47	
85-01-8	Phenanthrene	41	
120-12-7	Anthracene	43	
86-74-8	Carbazole	43	
84-74-2	Di-n-butylphthalate	44	
206-44-0	Fluoranthene	46	
129-00-0	Pyrene	50	
85-68-7	Butylbenzylphthalate	43	
91-94-1	3,3´-Dichlorobenzidine	37	
56-55-3	Benzo(a)anthracene	45	
218-01-9	Chrysene	42	
117-81-7	Bis(2-ethylhexyl)phthalate	43	
117-84-0	Di-n-octylphthalate	46	
205-99-2	Benzo(b)fluoranthene	44	
207-08-9	Benzo(k)fluoranthene	45	
50-32-8	Benzo(a)pyrene	42	
193-39-5	Indeno(1,2,3-cd)pyrene	41	
53-70-3	Dibenzo(a,h)anthracene	42	
191-24-2	Benzo(g,h,i)perylene	42	

1D - FORM I SV-1

SEMIVOLATILE ORGANICS ANALYSIS DATA SHEET

CLIENT SAMPLE NO.

LCSD-48295

Lab Name: MITKEM LABORATORIES Contract:

Lab Code: MITKEM Case No.: H2643 Mod. Ref No.: SDG No.: SH2643

Matrix: (SOIL/SED/WATER) WATER Lab Sample ID: LCSD-48295

Sample wt/vol: 1000 (g/mL) ML Lab File ID: S1G1434.D

Level: (LOW/MED) LOW Extraction: (Type) CONT

% Moisture: Decanted: (Y/N) Date Received:

Concentrated Extract Volume: 1000 (uL) Date Extracted: 12/29/2009

Injection Volume: 1.0 (uL) GPC Factor: 1.00 Date Analyzed: 01/04/2010

GPC Cleanup: (Y/N) N pH: Dilution Factor: 1.0

CAS NO.	COMPOUND	CONCENTRATION UNITS: (ug/L or ug/Kg) µG/L	Q
108-95-2	Phenol	34	
111-44-4	Bis(2-chloroethyl)ether	33	
95-57-8	2-Chlorophenol	38	
541-73-1	1,3-Dichlorobenzene	35	
106-46-7	1,4-Dichlorobenzene	34	
95-50-1	1,2-Dichlorobenzene	35	
95-48-7	2-Methylphenol	32	
108-60-1	2,2'-oxybis(1-Chloropropane)	32	
106-44-5	4-Methylphenol	32	
621-64-7	N-Nitroso-di-n-propylamine	39	
67-72-1	Hexachloroethane	33	
98-95-3	Nitrobenzene	41	
78-59-1	Isophorone	40	
88-75-5	2-Nitrophenol	40	
105-67-9	2,4-Dimethylphenol	11	
120-83-2	2,4-Dichlorophenol	37	
120-82-1	1,2,4-Trichlorobenzene	40	
91-20-3	Naphthalene	35	
106-47-8	4-Chloroaniline	42	
111-91-1	Bis(2-chloroethoxy)methane	41	
87-68-3	Hexachlorobutadiene	40	
59-50-7	4-Chloro-3-methylphenol	40	
91-57-6	2-Methylnaphthalene	41	
77-47-4	Hexachlorocyclopentadiene	12	J
88-06-2	2,4,6-Trichlorophenol	40	
95-95-4	2,4,5-Trichlorophenol	42	
91-58-7	2-Chloronaphthalene	32	
88-74-4	2-Nitroaniline	34	
131-11-3	Dimethylphthalate	40	
208-96-8	Acenaphthylene	36	
606-20-2	2,6-Dinitrotoluene	38	
99-09-2	3-Nitroaniline	40	
83-32-9	Acenaphthene	38	
51-28-5	2,4-Dinitrophenol	33	
100-02-7	4-Nitrophenol	36	
132-64-9	Dibenzofuran	37	
121-14-2	2,4-Dinitrotoluene	38	

1E - FORM I SV-2

SEMIVOLATILE ORGANICS ANALYSIS DATA SHEET

CLIENT SAMPLE NO.

LCSD-48295

Lab Name: MITKEM LABORATORIES Contract:

Lab Code: MITKEM Case No.: H2643 Mod. Ref No.: SDG No.: SH2643

Matrix: (SOIL/SED/WATER) WATER Lab Sample ID: LCSD-48295

Sample wt/vol: 1000 (g/mL) ML Lab File ID: S1G1434.D

Level: (LOW/MED) LOW Extraction: (Type) CONT

% Moisture: Decanted: (Y/N) Date Received:

Concentrated Extract Volume: 1000 (uL) Date Extracted: 12/29/2009

Injection Volume: 1.0 (uL) GPC Factor: 1.00 Date Analyzed: 01/04/2010

GPC Cleanup: (Y/N) N pH: Dilution Factor: 1.0

CAS NO.	COMPOUND	CONCENTRATION UNITS: (ug/L or ug/Kg) µG/L	Q
84-66-2	Diethylphthalate	39	
7005-72-3	4-Chlorophenyl-phenylether	39	
86-73-7	Fluorene	37	
100-01-6	4-Nitroaniline	36	
534-52-1	4,6-Dinitro-2-methylphenol	41	
86-30-6	N-Nitrosodiphenylamine	38	
101-55-3	4-Bromophenyl-phenylether	42	
118-74-1	Hexachlorobenzene	44	
87-86-5	Pentachlorophenol	40	
85-01-8	Phenanthrene	45	
120-12-7	Anthracene	42	
86-74-8	Carbazole	42	
84-74-2	Di-n-butylphthalate	41	
206-44-0	Fluoranthene	41	
129-00-0	Pyrene	52	
85-68-7	Butylbenzylphthalate	45	
91-94-1	3,3'-Dichlorobenzidine	33	
56-55-3	Benzo(a)anthracene	48	
218-01-9	Chrysene	50	
117-81-7	Bis(2-ethylhexyl)phthalate	45	
117-84-0	Di-n-octylphthalate	40	
205-99-2	Benzo(b)fluoranthene	43	
207-08-9	Benzo(k)fluoranthene	42	
50-32-8	Benzo(a)pyrene	43	
193-39-5	Indeno(1,2,3-cd)pyrene	43	
53-70-3	Dibenzo(a,h)anthracene	43	
191-24-2	Benzo(g,h,i)perylene	43	

1D - FORM I SV-1

SEMIVOLATILE ORGANICS ANALYSIS DATA SHEET

CLIENT SAMPLE NO.

LCS-48319

Lab Name: MITKEM LABORATORIES Contract:

Lab Code: MITKEM Case No.: H2643 Mod. Ref No.: SDG No.: SH2643

Matrix: (SOIL/SED/WATER) SOIL Lab Sample ID: LCS-48319

Sample wt/vol: 30.0 (g/mL) G Lab File ID: S3G2105.D

Level: (LOW/MED) LOW Extraction: (Type) SONC

% Moisture: Decanted: (Y/N) Date Received:

Concentrated Extract Volume: 1000 (uL) Date Extracted: 12/30/2009

Injection Volume: 1.0 (uL) GPC Factor: 1.00 Date Analyzed: 01/04/2010

GPC Cleanup: (Y/N) N pH: Dilution Factor: 1.0

CAS NO.	COMPOUND	CONCENTRATION UNITS: (ug/L or ug/Kg) µG/KG	Q
108-95-2	Phenol	1700	
111-44-4	Bis(2-chloroethyl)ether	1500	
95-57-8	2-Chlorophenol	1600	
541-73-1	1,3-Dichlorobenzene	1500	
106-46-7	1,4-Dichlorobenzene	1500	
95-50-1	1,2-Dichlorobenzene	1500	
95-48-7	2-Methylphenol	1500	
108-60-1	2,2'-oxybis(1-Chloropropane)	1500	
106-44-5	4-Methylphenol	1600	
621-64-7	N-Nitroso-di-n-propylamine	1500	
67-72-1	Hexachloroethane	1500	
98-95-3	Nitrobenzene	1600	
78-59-1	Isophorone	1600	
88-75-5	2-Nitrophenol	1600	
105-67-9	2,4-Dimethylphenol	1500	
120-83-2	2,4-Dichlorophenol	1700	
120-82-1	1,2,4-Trichlorobenzene	1600	
91-20-3	Naphthalene	1800	
106-47-8	4-Chloroaniline	960	
111-91-1	Bis(2-chloroethoxy)methane	1600	
87-68-3	Hexachlorobutadiene	1600	
59-50-7	4-Chloro-3-methylphenol	1600	
91-57-6	2-Methylnaphthalene	1700	
77-47-4	Hexachlorocyclopentadiene	1500	
88-06-2	2,4,6-Trichlorophenol	1600	
95-95-4	2,4,5-Trichlorophenol	1600	
91-58-7	2-Chloronaphthalene	1700	
88-74-4	2-Nitroaniline	1600	
131-11-3	Dimethylphthalate	1700	
208-96-8	Acenaphthylene	1800	
606-20-2	2,6-Dinitrotoluene	1700	
99-09-2	3-Nitroaniline	1200	
83-32-9	Acenaphthene	1700	
51-28-5	2,4-Dinitrophenol	1400	
100-02-7	4-Nitrophenol	1600	
132-64-9	Dibenzofuran	1700	
121-14-2	2,4-Dinitrotoluene	1600	

1E - FORM I SV-2

SEMIVOLATILE ORGANICS ANALYSIS DATA SHEET

CLIENT SAMPLE NO.

LCS-48319

Lab Name: MITKEM LABORATORIES Contract:

Lab Code: MITKEM Case No.: H2643 Mod. Ref No.: SDG No.: SH2643

Matrix: (SOIL/SED/WATER) SOIL Lab Sample ID: LCS-48319

Sample wt/vol: 30.0 (g/mL) G Lab File ID: S3G2105.D

Level: (LOW/MED) LOW Extraction: (Type) SONC

% Moisture: Decanted: (Y/N) Date Received:

Concentrated Extract Volume: 1000 (uL) Date Extracted: 12/30/2009

Injection Volume: 1.0 (uL) GPC Factor: 1.00 Date Analyzed: 01/04/2010

GPC Cleanup: (Y/N) N pH: Dilution Factor: 1.0

CAS NO.	COMPOUND	CONCENTRATION UNITS: (ug/L or ug/Kg) µG/KG	Q
84-66-2	Diethylphthalate	1800	
7005-72-3	4-Chlorophenyl-phenylether	1600	
86-73-7	Fluorene	1700	
100-01-6	4-Nitroaniline	1200	
534-52-1	4,6-Dinitro-2-methylphenol	1600	
86-30-6	N-Nitrosodiphenylamine	1700	
101-55-3	4-Bromophenyl-phenylether	1600	
118-74-1	Hexachlorobenzene	1700	
87-86-5	Pentachlorophenol	1300	
85-01-8	Phenanthrene	1800	
120-12-7	Anthracene	1800	
86-74-8	Carbazole	1800	
84-74-2	Di-n-butylphthalate	2000	
206-44-0	Fluoranthene	1800	
129-00-0	Pyrene	1700	
85-68-7	Butylbenzylphthalate	1800	
91-94-1	3,3´-Dichlorobenzidine	1100	
56-55-3	Benzo(a)anthracene	1700	
218-01-9	Chrysene	1600	
117-81-7	Bis(2-ethylhexyl)phthalate	2000	
117-84-0	Di-n-octylphthalate	2000	
205-99-2	Benzo(b)fluoranthene	1700	
207-08-9	Benzo(k)fluoranthene	1900	
50-32-8	Benzo(a)pyrene	1700	
193-39-5	Indeno(1,2,3-cd)pyrene	1800	
53-70-3	Dibenzo(a,h)anthracene	1900	
191-24-2	Benzo(g,h,i)perylene	1800	

1D - FORM I SV-1

SEMIVOLATILE ORGANICS ANALYSIS DATA SHEET

CLIENT SAMPLE NO.

LCS-48320

Lab Name: MITKEM LABORATORIES Contract:

Lab Code: MITKEM Case No.: H2643 Mod. Ref No.: SDG No.: SH2643

Matrix: (SOIL/SED/WATER) SOIL Lab Sample ID: LCS-48320

Sample wt/vol: 30.0 (g/mL) G Lab File ID: S3G2103.D

Level: (LOW/MED) LOW Extraction: (Type) SONC

% Moisture: Decanted: (Y/N) Date Received:

Concentrated Extract Volume: 1000 (uL) Date Extracted: 12/30/2009

Injection Volume: 1.0 (uL) GPC Factor: 1.00 Date Analyzed: 01/04/2010

GPC Cleanup: (Y/N) N pH: Dilution Factor: 1.0

CAS NO.	COMPOUND	CONCENTRATION UNITS: (ug/L or ug/Kg) µG/KG	Q
108-95-2	Phenol	1700	
111-44-4	Bis(2-chloroethyl)ether	1500	
95-57-8	2-Chlorophenol	1500	
541-73-1	1,3-Dichlorobenzene	1400	
106-46-7	1,4-Dichlorobenzene	1500	
95-50-1	1,2-Dichlorobenzene	1500	
95-48-7	2-Methylphenol	1500	
108-60-1	2,2'-oxybis(1-Chloropropane)	1400	
106-44-5	4-Methylphenol	1600	
621-64-7	N-Nitroso-di-n-propylamine	1400	
67-72-1	Hexachloroethane	1500	
98-95-3	Nitrobenzene	1500	
78-59-1	Isophorone	1500	
88-75-5	2-Nitrophenol	1500	
105-67-9	2,4-Dimethylphenol	1300	
120-83-2	2,4-Dichlorophenol	1600	
120-82-1	1,2,4-Trichlorobenzene	1500	
91-20-3	Naphthalene	1700	
106-47-8	4-Chloroaniline	780	
111-91-1	Bis(2-chloroethoxy)methane	1500	
87-68-3	Hexachlorobutadiene	1500	
59-50-7	4-Chloro-3-methylphenol	1500	
91-57-6	2-Methylnaphthalene	1600	
77-47-4	Hexachlorocyclopentadiene	1500	
88-06-2	2,4,6-Trichlorophenol	1500	
95-95-4	2,4,5-Trichlorophenol	1500	
91-58-7	2-Chloronaphthalene	1600	
88-74-4	2-Nitroaniline	1500	
131-11-3	Dimethylphthalate	1600	
208-96-8	Acenaphthylene	1700	
606-20-2	2,6-Dinitrotoluene	1600	
99-09-2	3-Nitroaniline	1100	
83-32-9	Acenaphthene	1600	
51-28-5	2,4-Dinitrophenol	1200	
100-02-7	4-Nitrophenol	1400	
132-64-9	Dibenzofuran	1600	
121-14-2	2,4-Dinitrotoluene	1500	

1E - FORM I SV-2

SEMIVOLATILE ORGANICS ANALYSIS DATA SHEET

CLIENT SAMPLE NO.

LCS-48320

Lab Name: MITKEM LABORATORIES Contract:

Lab Code: MITKEM Case No.: H2643 Mod. Ref No.: SDG No.: SH2643

Matrix: (SOIL/SED/WATER) SOIL Lab Sample ID: LCS-48320

Sample wt/vol: 30.0 (g/mL) G Lab File ID: S3G2103.D

Level: (LOW/MED) LOW Extraction: (Type) SONC

% Moisture: Decanted: (Y/N) Date Received:

Concentrated Extract Volume: 1000 (uL) Date Extracted: 12/30/2009

Injection Volume: 1.0 (uL) GPC Factor: 1.00 Date Analyzed: 01/04/2010

GPC Cleanup: (Y/N) N pH: Dilution Factor: 1.0

CAS NO.	COMPOUND	CONCENTRATION UNITS: (ug/L or ug/Kg) µG/KG	Q
84-66-2	Diethylphthalate	1600	
7005-72-3	4-Chlorophenyl-phenylether	1500	
86-73-7	Fluorene	1600	
100-01-6	4-Nitroaniline	1200	
534-52-1	4,6-Dinitro-2-methylphenol	1500	
86-30-6	N-Nitrosodiphenylamine	1700	
101-55-3	4-Bromophenyl-phenylether	1600	
118-74-1	Hexachlorobenzene	1600	
87-86-5	Pentachlorophenol	1100	
85-01-8	Phenanthrene	1700	
120-12-7	Anthracene	1700	
86-74-8	Carbazole	1700	
84-74-2	Di-n-butylphthalate	1900	
206-44-0	Fluoranthene	1700	
129-00-0	Pyrene	1600	
85-68-7	Butylbenzylphthalate	1700	
91-94-1	3,3'-Dichlorobenzidine	970	
56-55-3	Benzo(a)anthracene	1700	
218-01-9	Chrysene	1500	
117-81-7	Bis(2-ethylhexyl)phthalate	1900	
117-84-0	Di-n-octylphthalate	1900	
205-99-2	Benzo(b)fluoranthene	1800	
207-08-9	Benzo(k)fluoranthene	1600	
50-32-8	Benzo(a)pyrene	1700	
193-39-5	Indeno(1,2,3-cd)pyrene	1800	
53-70-3	Dibenzo(a,h)anthracene	1700	
191-24-2	Benzo(g,h,i)perylene	1800	

1D - FORM I SV-1

SEMIVOLATILE ORGANICS ANALYSIS DATA SHEET

CLIENT SAMPLE NO.

690-SS-8(0-2")-O MS

Lab Name: MITKEM LABORATORIES Contract:

Lab Code: MITKEM Case No.: H2643 Mod. Ref No.: SDG No.: SH2643

Matrix: (SOIL/SED/WATER) SOIL Lab Sample ID: H2643-13AMS

Sample wt/vol: 30.0 (g/mL) G Lab File ID: S3G2130.D

Level: (LOW/MED) LOW Extraction: (Type) SONC

% Moisture: 12 Decanted: (Y/N) N Date Received: 12/29/2009

Concentrated Extract Volume: 1000 (uL) Date Extracted: 12/30/2009

Injection Volume: 1.0 (uL) GPC Factor: 1.00 Date Analyzed: 01/04/2010

GPC Cleanup: (Y/N) N pH: Dilution Factor: 1.0

CAS NO.	COMPOUND	CONCENTRATION UNITS: (ug/L or ug/Kg) µG/KG	Q
108-95-2	Phenol	1700	
111-44-4	Bis(2-chloroethyl)ether	1500	
95-57-8	2-Chlorophenol	1600	
541-73-1	1,3-Dichlorobenzene	1500	
106-46-7	1,4-Dichlorobenzene	1400	
95-50-1	1,2-Dichlorobenzene	1500	
95-48-7	2-Methylphenol	1600	
108-60-1	2,2'-oxybis(1-Chloropropane)	1400	
106-44-5	4-Methylphenol	1800	
621-64-7	N-Nitroso-di-n-propylamine	1500	
67-72-1	Hexachloroethane	830	
98-95-3	Nitrobenzene	1500	
78-59-1	Isophorone	1600	
88-75-5	2-Nitrophenol	720	
105-67-9	2,4-Dimethylphenol	1800	
120-83-2	2,4-Dichlorophenol	1900	
120-82-1	1,2,4-Trichlorobenzene	1700	
91-20-3	Naphthalene	1800	
106-47-8	4-Chloroaniline	1500	
111-91-1	Bis(2-chloroethoxy)methane	1600	
87-68-3	Hexachlorobutadiene	1700	
59-50-7	4-Chloro-3-methylphenol	1800	
91-57-6	2-Methylnaphthalene	1800	
77-47-4	Hexachlorocyclopentadiene	130	J
88-06-2	2,4,6-Trichlorophenol	1900	
95-95-4	2,4,5-Trichlorophenol	1900	
91-58-7	2-Chloronaphthalene	1800	
88-74-4	2-Nitroaniline	1900	
131-11-3	Dimethylphthalate	1800	
208-96-8	Acenaphthylene	1900	
606-20-2	2,6-Dinitrotoluene	1200	
99-09-2	3-Nitroaniline	2000	
83-32-9	Acenaphthene	1800	
51-28-5	2,4-Dinitrophenol	760	U
100-02-7	4-Nitrophenol	1600	
132-64-9	Dibenzofuran	1900	
121-14-2	2,4-Dinitrotoluene	1100	

1E - FORM I SV-2

SEMIVOLATILE ORGANICS ANALYSIS DATA SHEET

CLIENT SAMPLE NO.

690-SS-8(0-2")-O MS

Lab Name: MITKEM LABORATORIES Contract:

Lab Code: MITKEM Case No.: H2643 Mod. Ref No.: SDG No.: SH2643

Matrix: (SOIL/SED/WATER) SOIL Lab Sample ID: H2643-13AMS

Sample wt/vol: 30.0 (g/mL) G Lab File ID: S3G2130.D

Level: (LOW/MED) LOW Extraction: (Type) SONC

% Moisture: 12 Decanted: (Y/N) N Date Received: 12/29/2009

Concentrated Extract Volume: 1000 (uL) Date Extracted: 12/30/2009

Injection Volume: 1.0 (uL) GPC Factor: 1.00 Date Analyzed: 01/04/2010

GPC Cleanup: (Y/N) N pH: Dilution Factor: 1.0

CAS NO.	COMPOUND	CONCENTRATION UNITS: (ug/L or ug/Kg) µG/KG	Q
84-66-2	Diethylphthalate	1800	
7005-72-3	4-Chlorophenyl-phenylether	1900	
86-73-7	Fluorene	1900	
100-01-6	4-Nitroaniline	2000	
534-52-1	4,6-Dinitro-2-methylphenol	760	U
86-30-6	N-Nitrosodiphenylamine	1800	
101-55-3	4-Bromophenyl-phenylether	1800	
118-74-1	Hexachlorobenzene	1800	
87-86-5	Pentachlorophenol	1500	
85-01-8	Phenanthrene	1900	
120-12-7	Anthracene	1900	
86-74-8	Carbazole	1900	
84-74-2	Di-n-butylphthalate	2100	
206-44-0	Fluoranthene	2000	
129-00-0	Pyrene	2000	
85-68-7	Butylbenzylphthalate	2000	
91-94-1	3,3'-Dichlorobenzidine	1500	
56-55-3	Benzo(a)anthracene	2100	
218-01-9	Chrysene	1900	
117-81-7	Bis(2-ethylhexyl)phthalate	2100	
117-84-0	Di-n-octylphthalate	2000	
205-99-2	Benzo(b)fluoranthene	2000	
207-08-9	Benzo(k)fluoranthene	1800	
50-32-8	Benzo(a)pyrene	1900	
193-39-5	Indeno(1,2,3-cd)pyrene	1700	
53-70-3	Dibenzo(a,h)anthracene	1800	
191-24-2	Benzo(g,h,i)perylene	1700	

1D - FORM I SV-1

SEMIVOLATILE ORGANICS ANALYSIS DATA SHEET

CLIENT SAMPLE NO.

690-SS-8(0-2")-O MSD

Lab Name: MITKEM LABORATORIES Contract:

Lab Code: MITKEM Case No.: H2643 Mod. Ref No.: SDG No.: SH2643

Matrix: (SOIL/SED/WATER) SOIL Lab Sample ID: H2643-13AMSD

Sample wt/vol: 30.0 (g/mL) G Lab File ID: S3G2131.D

Level: (LOW/MED) LOW Extraction: (Type) SONC

% Moisture: 12 Decanted: (Y/N) N Date Received: 12/29/2009

Concentrated Extract Volume: 1000 (uL) Date Extracted: 12/30/2009

Injection Volume: 1.0 (uL) GPC Factor: 1.00 Date Analyzed: 01/04/2010

GPC Cleanup: (Y/N) N pH: Dilution Factor: 1.0

CAS NO.	COMPOUND	CONCENTRATION UNITS: (ug/L or ug/Kg) µG/KG	Q
108-95-2	Phenol	1700	
111-44-4	Bis(2-chloroethyl)ether	1400	
95-57-8	2-Chlorophenol	1600	
541-73-1	1,3-Dichlorobenzene	1400	
106-46-7	1,4-Dichlorobenzene	1400	
95-50-1	1,2-Dichlorobenzene	1500	
95-48-7	2-Methylphenol	1600	
108-60-1	2,2'-oxybis(1-Chloropropane)	1400	
106-44-5	4-Methylphenol	1800	
621-64-7	N-Nitroso-di-n-propylamine	1500	
67-72-1	Hexachloroethane	870	
98-95-3	Nitrobenzene	1500	
78-59-1	Isophorone	1600	
88-75-5	2-Nitrophenol	790	
105-67-9	2,4-Dimethylphenol	1900	
120-83-2	2,4-Dichlorophenol	2000	
120-82-1	1,2,4-Trichlorobenzene	1700	
91-20-3	Naphthalene	1800	
106-47-8	4-Chloroaniline	1600	
111-91-1	Bis(2-chloroethoxy)methane	1600	
87-68-3	Hexachlorobutadiene	1700	
59-50-7	4-Chloro-3-methylphenol	1900	
91-57-6	2-Methylnaphthalene	1800	
77-47-4	Hexachlorocyclopentadiene	150	J
88-06-2	2,4,6-Trichlorophenol	1900	
95-95-4	2,4,5-Trichlorophenol	2000	
91-58-7	2-Chloronaphthalene	1800	
88-74-4	2-Nitroaniline	1900	
131-11-3	Dimethylphthalate	1800	
208-96-8	Acenaphthylene	1900	
606-20-2	2,6-Dinitrotoluene	1300	
99-09-2	3-Nitroaniline	1900	
83-32-9	Acenaphthene	1800	
51-28-5	2,4-Dinitrophenol	760	U
100-02-7	4-Nitrophenol	1600	
132-64-9	Dibenzofuran	1800	
121-14-2	2,4-Dinitrotoluene	1200	

1E - FORM I SV-2

SEMIVOLATILE ORGANICS ANALYSIS DATA SHEET

CLIENT SAMPLE NO.

690-SS-8(0-2")-O MSD

Lab Name: MITKEM LABORATORIES Contract:

Lab Code: MITKEM Case No.: H2643 Mod. Ref No.: SDG No.: SH2643

Matrix: (SOIL/SED/WATER) SOIL Lab Sample ID: H2643-13AMSD

Sample wt/vol: 30.0 (g/mL) G Lab File ID: S3G2131.D

Level: (LOW/MED) LOW Extraction: (Type) SONC

% Moisture: 12 Decanted: (Y/N) N Date Received: 12/29/2009

Concentrated Extract Volume: 1000 (uL) Date Extracted: 12/30/2009

Injection Volume: 1.0 (uL) GPC Factor: 1.00 Date Analyzed: 01/04/2010

GPC Cleanup: (Y/N) N pH: Dilution Factor: 1.0

CAS NO.	COMPOUND	CONCENTRATION UNITS: (ug/L or ug/Kg) µG/KG	Q
84-66-2	Diethylphthalate	1800	
7005-72-3	4-Chlorophenyl-phenylether	1900	
86-73-7	Fluorene	1900	
100-01-6	4-Nitroaniline	2000	
534-52-1	4,6-Dinitro-2-methylphenol	38	J
86-30-6	N-Nitrosodiphenylamine	1900	
101-55-3	4-Bromophenyl-phenylether	1900	
118-74-1	Hexachlorobenzene	1900	
87-86-5	Pentachlorophenol	1600	
85-01-8	Phenanthrene	2000	
120-12-7	Anthracene	1900	
86-74-8	Carbazole	1900	
84-74-2	Di-n-butylphthalate	2100	
206-44-0	Fluoranthene	2000	
129-00-0	Pyrene	2100	
85-68-7	Butylbenzylphthalate	2000	
91-94-1	3,3'-Dichlorobenzidine	1600	
56-55-3	Benzo(a)anthracene	2100	
218-01-9	Chrysene	1900	
117-81-7	Bis(2-ethylhexyl)phthalate	2200	
117-84-0	Di-n-octylphthalate	2100	
205-99-2	Benzo(b)fluoranthene	2100	
207-08-9	Benzo(k)fluoranthene	1900	
50-32-8	Benzo(a)pyrene	1900	
193-39-5	Indeno(1,2,3-cd)pyrene	1800	
53-70-3	Dibenzo(a,h)anthracene	1800	
191-24-2	Benzo(g,h,i)perylene	1800	

1D - FORM I SV-1

SEMIVOLATILE ORGANICS ANALYSIS DATA SHEET

CLIENT SAMPLE NO.

690-SS-9(0-2")-O MS

Lab Name: MITKEM LABORATORIES Contract:

Lab Code: MITKEM Case No.: H2643 Mod. Ref No.: SDG No.: SH2643

Matrix: (SOIL/SED/WATER) SOIL Lab Sample ID: H2643-15AMS

Sample wt/vol: 30.2 (g/mL) G Lab File ID: S3G2107.D

Level: (LOW/MED) LOW Extraction: (Type) SONC

% Moisture: 15 Decanted: (Y/N) N Date Received: 12/29/2009

Concentrated Extract Volume: 1000 (uL) Date Extracted: 12/30/2009

Injection Volume: 1.0 (uL) GPC Factor: 1.00 Date Analyzed: 01/04/2010

GPC Cleanup: (Y/N) N pH: Dilution Factor: 1.0

CAS NO.	COMPOUND	CONCENTRATION UNITS: (ug/L or ug/Kg) µG/KG	Q
108-95-2	Phenol	1800	
111-44-4	Bis(2-chloroethyl)ether	1600	
95-57-8	2-Chlorophenol	1600	
541-73-1	1,3-Dichlorobenzene	1500	
106-46-7	1,4-Dichlorobenzene	1600	
95-50-1	1,2-Dichlorobenzene	1600	
95-48-7	2-Methylphenol	1600	
108-60-1	2,2'-oxybis(1-Chloropropane)	1600	
106-44-5	4-Methylphenol	1700	
621-64-7	N-Nitroso-di-n-propylamine	1600	
67-72-1	Hexachloroethane	1500	
98-95-3	Nitrobenzene	1700	
78-59-1	Isophorone	1700	
88-75-5	2-Nitrophenol	1700	
105-67-9	2,4-Dimethylphenol	1600	
120-83-2	2,4-Dichlorophenol	1800	
120-82-1	1,2,4-Trichlorobenzene	1700	
91-20-3	Naphthalene	1800	
106-47-8	4-Chloroaniline	790	
111-91-1	Bis(2-chloroethoxy)methane	1700	
87-68-3	Hexachlorobutadiene	1600	
59-50-7	4-Chloro-3-methylphenol	1800	
91-57-6	2-Methylnaphthalene	1700	
77-47-4	Hexachlorocyclopentadiene	1600	
88-06-2	2,4,6-Trichlorophenol	1700	
95-95-4	2,4,5-Trichlorophenol	1700	
91-58-7	2-Chloronaphthalene	1800	
88-74-4	2-Nitroaniline	1700	
131-11-3	Dimethylphthalate	1800	
208-96-8	Acenaphthylene	1900	
606-20-2	2,6-Dinitrotoluene	1700	
99-09-2	3-Nitroaniline	1100	
83-32-9	Acenaphthene	1800	
51-28-5	2,4-Dinitrophenol	1400	
100-02-7	4-Nitrophenol	1700	
132-64-9	Dibenzofuran	1800	
121-14-2	2,4-Dinitrotoluene	1700	

1E - FORM I SV-2

SEMIVOLATILE ORGANICS ANALYSIS DATA SHEET

CLIENT SAMPLE NO.

690-SS-9(0-2")-O MS

Lab Name: MITKEM LABORATORIES Contract:

Lab Code: MITKEM Case No.: H2643 Mod. Ref No.: SDG No.: SH2643

Matrix: (SOIL/SED/WATER) SOIL Lab Sample ID: H2643-15AMS

Sample wt/vol: 30.2 (g/mL) G Lab File ID: S3G2107.D

Level: (LOW/MED) LOW Extraction: (Type) SONC

% Moisture: 15 Decanted: (Y/N) N Date Received: 12/29/2009

Concentrated Extract Volume: 1000 (uL) Date Extracted: 12/30/2009

Injection Volume: 1.0 (uL) GPC Factor: 1.00 Date Analyzed: 01/04/2010

GPC Cleanup: (Y/N) N pH: Dilution Factor: 1.0

CAS NO.	COMPOUND	CONCENTRATION UNITS: (ug/L or ug/Kg) µG/KG	Q
84-66-2	Diethylphthalate	1900	
7005-72-3	4-Chlorophenyl-phenylether	1800	
86-73-7	Fluorene	1800	
100-01-6	4-Nitroaniline	930	
534-52-1	4,6-Dinitro-2-methylphenol	1700	
86-30-6	N-Nitrosodiphenylamine	1900	
101-55-3	4-Bromophenyl-phenylether	1800	
118-74-1	Hexachlorobenzene	1800	
87-86-5	Pentachlorophenol	1400	
85-01-8	Phenanthrene	2000	
120-12-7	Anthracene	2000	
86-74-8	Carbazole	2000	
84-74-2	Di-n-butylphthalate	2200	
206-44-0	Fluoranthene	2000	
129-00-0	Pyrene	1900	
85-68-7	Butylbenzylphthalate	1900	
91-94-1	3,3'-Dichlorobenzidine	820	
56-55-3	Benzo(a)anthracene	1900	
218-01-9	Chrysene	1800	
117-81-7	Bis(2-ethylhexyl)phthalate	2200	
117-84-0	Di-n-octylphthalate	2300	
205-99-2	Benzo(b)fluoranthene	1800	
207-08-9	Benzo(k)fluoranthene	2100	
50-32-8	Benzo(a)pyrene	2000	
193-39-5	Indeno(1,2,3-cd)pyrene	2000	
53-70-3	Dibenzo(a,h)anthracene	2000	
191-24-2	Benzo(g,h,i)perylene	2000	

1D - FORM I SV-1

SEMIVOLATILE ORGANICS ANALYSIS DATA SHEET

CLIENT SAMPLE NO.

690-SS-9(0-2")-O MSD

Lab Name: MITKEM LABORATORIES Contract:

Lab Code: MITKEM Case No.: H2643 Mod. Ref No.: SDG No.: SH2643

Matrix: (SOIL/SED/WATER) SOIL Lab Sample ID: H2643-15AMSD

Sample wt/vol: 30.4 (g/mL) G Lab File ID: S3G2108.D

Level: (LOW/MED) LOW Extraction: (Type) SONC

% Moisture: 15 Decanted: (Y/N) N Date Received: 12/29/2009

Concentrated Extract Volume: 1000 (uL) Date Extracted: 12/30/2009

Injection Volume: 1.0 (uL) GPC Factor: 1.00 Date Analyzed: 01/04/2010

GPC Cleanup: (Y/N) N pH: Dilution Factor: 1.0

CAS NO.	COMPOUND	CONCENTRATION UNITS: (ug/L or ug/Kg) µG/KG	Q
108-95-2	Phenol	1900	
111-44-4	Bis(2-chloroethyl)ether	1600	
95-57-8	2-Chlorophenol	1700	
541-73-1	1,3-Dichlorobenzene	1500	
106-46-7	1,4-Dichlorobenzene	1500	
95-50-1	1,2-Dichlorobenzene	1600	
95-48-7	2-Methylphenol	1700	
108-60-1	2,2'-oxybis(1-Chloropropane)	1600	
106-44-5	4-Methylphenol	1800	
621-64-7	N-Nitroso-di-n-propylamine	1600	
67-72-1	Hexachloroethane	1500	
98-95-3	Nitrobenzene	1600	
78-59-1	Isophorone	1700	
88-75-5	2-Nitrophenol	1700	
105-67-9	2,4-Dimethylphenol	1800	
120-83-2	2,4-Dichlorophenol	1800	
120-82-1	1,2,4-Trichlorobenzene	1700	
91-20-3	Naphthalene	1900	
106-47-8	4-Chloroaniline	1100	
111-91-1	Bis(2-chloroethoxy)methane	1700	
87-68-3	Hexachlorobutadiene	1700	
59-50-7	4-Chloro-3-methylphenol	1800	
91-57-6	2-Methylnaphthalene	1800	
77-47-4	Hexachlorocyclopentadiene	1700	
88-06-2	2,4,6-Trichlorophenol	1800	
95-95-4	2,4,5-Trichlorophenol	1800	
91-58-7	2-Chloronaphthalene	1800	
88-74-4	2-Nitroaniline	1800	
131-11-3	Dimethylphthalate	1900	
208-96-8	Acenaphthylene	2000	
606-20-2	2,6-Dinitrotoluene	1700	
99-09-2	3-Nitroaniline	1200	
83-32-9	Acenaphthene	1800	
51-28-5	2,4-Dinitrophenol	1500	
100-02-7	4-Nitrophenol	1700	
132-64-9	Dibenzofuran	1900	
121-14-2	2,4-Dinitrotoluene	1800	

1E - FORM I SV-2

SEMIVOLATILE ORGANICS ANALYSIS DATA SHEET

CLIENT SAMPLE NO.

690-SS-9(0-2")-O MSD

Lab Name: MITKEM LABORATORIES Contract:

Lab Code: MITKEM Case No.: H2643 Mod. Ref No.: SDG No.: SH2643

Matrix: (SOIL/SED/WATER) SOIL Lab Sample ID: H2643-15AMSD

Sample wt/vol: 30.4 (g/mL) G Lab File ID: S3G2108.D

Level: (LOW/MED) LOW Extraction: (Type) SONC

% Moisture: 15 Decanted: (Y/N) N Date Received: 12/29/2009

Concentrated Extract Volume: 1000 (uL) Date Extracted: 12/30/2009

Injection Volume: 1.0 (uL) GPC Factor: 1.00 Date Analyzed: 01/04/2010

GPC Cleanup: (Y/N) N pH: Dilution Factor: 1.0

CAS NO.	COMPOUND	CONCENTRATION UNITS: µG/KG (ug/L or ug/Kg)	Q
84-66-2	Diethylphthalate	1900	
7005-72-3	4-Chlorophenyl-phenylether	1800	
86-73-7	Fluorene	1900	
100-01-6	4-Nitroaniline	830	
534-52-1	4,6-Dinitro-2-methylphenol	1700	
86-30-6	N-Nitrosodiphenylamine	1900	
101-55-3	4-Bromophenyl-phenylether	1800	
118-74-1	Hexachlorobenzene	1800	
87-86-5	Pentachlorophenol	1400	
85-01-8	Phenanthrene	2000	
120-12-7	Anthracene	2000	
86-74-8	Carbazole	2000	
84-74-2	Di-n-butylphthalate	2300	
206-44-0	Fluoranthene	2000	
129-00-0	Pyrene	1900	
85-68-7	Butylbenzylphthalate	2000	
91-94-1	3,3'-Dichlorobenzidine	1100	
56-55-3	Benzo(a)anthracene	2000	
218-01-9	Chrysene	1800	
117-81-7	Bis(2-ethylhexyl)phthalate	2300	
117-84-0	Di-n-octylphthalate	2300	
205-99-2	Benzo(b)fluoranthene	2000	
207-08-9	Benzo(k)fluoranthene	2000	
50-32-8	Benzo(a)pyrene	2000	
193-39-5	Indeno(1,2,3-cd)pyrene	2100	
53-70-3	Dibenzo(a,h)anthracene	2100	
191-24-2	Benzo(g,h,i)perylene	2100	

1G - FORM I PEST

PESTICIDE ORGANICS ANALYSIS DATA SHEET

EPA SAMPLE NO.

690-SS-1(0-2")-O

Lab Name: MITKEM LABORATORIES Contract:

Lab Code: MITKEM Case No.: H2643 Mod. Ref No.: SDG No.: SH2643

Matrix: (SOIL/SED/WATER) SOIL Lab Sample ID: H2643-01A

Sample wt/vol: 30.1 (g/mL) G Lab File ID: E4F4253F.D/E4F4253R.D

% Moisture: 18 Decanted: (Y/N) N Date Received: 12/29/2009

Extraction: (Type) SONC Date Extracted: 12/30/2009

Concentrated Extract Volume: ~~5000~~ 10000 (uL) Date Analyzed: 01/06/2010

Injection Volume: 1.0 (uL) GPC Factor: ~~1.00~~ 2 Dilution Factor: 1.0

GPC Cleanup: (Y/N) Y pH: Sulfur Cleanup: (Y/N) Y

CAS NO.	COMPOUND	CONCENTRATION UNITS: (ug/L or ug/Kg) µG/KG	Q
319-84-6	alpha-BHC	2.1	U
319-85-7	beta-BHC	2.1	U
319-86-8	delta-BHC	2.1	U
58-89-9	gamma-BHC (Lindane)	2.1	U
76-44-8	Heptachlor	2.1	U
309-00-2	Aldrin	2.1	U
1024-57-3	Heptachlor epoxide	2.1	U
959-98-8	Endosulfan I	2.1	U
60-57-1	Dieldrin	4.0	U
72-55-9	4,4´-DDE	4.0	U
72-20-8	Endrin	4.0	U
33213-65-9	Endosulfan II	4.0	U
72-54-8	4,4´-DDD	4.0	U
1031-07-8	Endosulfan sulfate	4.0	U
50-29-3	4,4´-DDT	4.0	U
72-43-5	Methoxychlor	21	U
53494-70-5	Endrin ketone	4.0	U
7421-93-4	Endrin aldehyde	4.0	U
5103-71-9	alpha-Chlordane	2.1	U
5103-74-2	gamma-Chlordane	2.1	U
8001-35-2	Toxaphene	210	U

1G - FORM I PEST

PESTICIDE ORGANICS ANALYSIS DATA SHEET

EPA SAMPLE NO.

690-SS-1(2"-2')-O

Lab Name: MITKEM LABORATORIES Contract:

Lab Code: MITKEM Case No.: H2643 Mod. Ref No.: SDG No.: SH2643

Matrix: (SOIL/SED/WATER) SOIL Lab Sample ID: H2643-02A

Sample wt/vol: 30.3 (g/mL) G Lab File ID: E4F4254F.D/E4F4254R.D

% Moisture: 14 Decanted: (Y/N) N Date Received: 12/29/2009

Extraction: (Type) SONC Date Extracted: 12/30/2009

Concentrated Extract Volume: ~~3000~~ 10000 (uL) Date Analyzed: 01/06/2010

Injection Volume: 1.0 (uL) GPC Factor: 1.00 Dilution Factor: 1.0

GPC Cleanup: (Y/N) Y pH: Sulfur Cleanup: (Y/N) Y

CAS NO.	COMPOUND	CONCENTRATION UNITS: (ug/L or ug/Kg) µG/KG	Q
319-84-6	alpha-BHC	2.0	U
319-85-7	beta-BHC	2.0	U
319-86-8	delta-BHC	2.0	U
58-89-9	gamma-BHC (Lindane)	2.0	U
76-44-8	Heptachlor	2.0	U
309-00-2	Aldrin	2.0	U
1024-57-3	Heptachlor epoxide	2.0	U
959-98-8	Endosulfan I	2.0	U
60-57-1	Dieldrin	3.8	U
72-55-9	4,4´-DDE	3.8	U
72-20-8	Endrin	3.8	U
33213-65-9	Endosulfan II	3.8	U
72-54-8	4,4´-DDD	3.8	U
1031-07-8	Endosulfan sulfate	3.8	U
50-29-3	4,4´-DDT	3.8	U
72-43-5	Methoxychlor	20	U
53494-70-5	Endrin ketone	3.8	U
7421-93-4	Endrin aldehyde	3.8	U
5103-71-9	alpha-Chlordane	2.0	U
5103-74-2	gamma-Chlordane	2.0	U
8001-35-2	Toxaphene	200	U

1G - FORM I PEST

PESTICIDE ORGANICS ANALYSIS DATA SHEET

EPA SAMPLE NO.

690-SS-2(0-2")-O

Lab Name: MITKEM LABORATORIES Contract:

Lab Code: MITKEM Case No.: H2643 Mod. Ref No.: SDG No.: SH2643

Matrix: (SOIL/SED/WATER) SOIL Lab Sample ID: H2643-03A

Sample wt/vol: 30.3 (g/mL) G Lab File ID: E4F4255F.D/E4F4255R.D

% Moisture: 19 Decanted: (Y/N) N Date Received: 12/29/2009

Extraction: (Type) SONC Date Extracted: 12/30/2009

Concentrated Extract Volume: ~~5000~~ 10000 (uL) Date Analyzed: 01/06/2010

Injection Volume: 1.0 (uL) GPC Factor: ~~1.00~~ 2 Dilution Factor: 1.0

GPC Cleanup: (Y/N) Y pH: Sulfur Cleanup: (Y/N) Y

CAS NO.	COMPOUND	CONCENTRATION UNITS: (ug/L or ug/Kg) µG/KG	Q
319-84-6	alpha-BHC	2.1	U
319-85-7	beta-BHC	2.1	U
319-86-8	delta-BHC	2.1	U
58-89-9	gamma-BHC (Lindane)	2.1	U
76-44-8	Heptachlor	2.1	U
309-00-2	Aldrin	2.1	U
1024-57-3	Heptachlor epoxide	2.1	U
959-98-8	Endosulfan I	2.1	U
60-57-1	Dieldrin	4.0	U
72-55-9	4,4´-DDE	4.0	U
72-20-8	Endrin	4.0	U
33213-65-9	Endosulfan II	4.0	U
72-54-8	4,4´-DDD	4.0	U
1031-07-8	Endosulfan sulfate	4.0	U
50-29-3	4,4´-DDT	4.0	U
72-43-5	Methoxychlor	21	U
53494-70-5	Endrin ketone	4.0	U
7421-93-4	Endrin aldehyde	4.0	U
5103-71-9	alpha-Chlordane	2.1	U
5103-74-2	gamma-Chlordane	2.1	U
8001-35-2	Toxaphene	210	U

1G - FORM I PEST

PESTICIDE ORGANICS ANALYSIS DATA SHEET

EPA SAMPLE NO.

690-SS-2(2"-2')-O

Lab Name: MITKEM LABORATORIES Contract:

Lab Code: MITKEM Case No.: H2643 Mod. Ref No.: SDG No.: SH2643

Matrix: (SOIL/SED/WATER) SOIL Lab Sample ID: H2643-04A

Sample wt/vol: 30.2 (g/mL) G Lab File ID: E4F4256F.D/E4F4256R.D

% Moisture: 9.0 Decanted: (Y/N) N Date Received: 12/29/2009

Extraction: (Type) SONC Date Extracted: 12/30/2009

Concentrated Extract Volume: ~~9000~~ 10000 (uL) Date Analyzed: 01/06/2010

Injection Volume: 1.0 (uL) GPC Factor: ~~1.00~~ 2 Dilution Factor: 1.0

GPC Cleanup: (Y/N) Y pH: Sulfur Cleanup: (Y/N) Y

1/11/10AL

CAS NO.	COMPOUND	CONCENTRATION UNITS: (ug/L or ug/Kg) µG/KG	Q
319-84-6	alpha-BHC	1.9	U
319-85-7	beta-BHC	1.9	U
319-86-8	delta-BHC	1.9	U
58-89-9	gamma-BHC (Lindane)	1.9	U
76-44-8	Heptachlor	1.9	U
309-00-2	Aldrin	1.9	U
1024-57-3	Heptachlor epoxide	1.9	U
959-98-8	Endosulfan I	1.9	U
60-57-1	Dieldrin	3.6	U
72-55-9	4,4´-DDE	3.6	U
72-20-8	Endrin	3.6	U
33213-65-9	Endosulfan II	3.6	U
72-54-8	4,4´-DDD	3.6	U
1031-07-8	Endosulfan sulfate	3.6	U
50-29-3	4,4´-DDT	3.6	U
72-43-5	Methoxychlor	19	U
53494-70-5	Endrin ketone	3.6	U
7421-93-4	Endrin aldehyde	3.6	U
5103-71-9	alpha-Chlordane	1.9	U
5103-74-2	gamma-Chlordane	1.9	U
8001-35-2	Toxaphene	190	U

1G - FORM I PEST

PESTICIDE ORGANICS ANALYSIS DATA SHEET

EPA SAMPLE NO.

690-SS-3(0"-2")-O

Lab Name: MITKEM LABORATORIES Contract:

Lab Code: MITKEM Case No.: H2643 Mod. Ref No.: SDG No.: SH2643

Matrix: (SOIL/SED/WATER) SOIL Lab Sample ID: H2643-05A

Sample wt/vol: 30.5 (g/mL) G Lab File ID: E4F4257F.D/E4F4257R.D

% Moisture: 20 Decanted: (Y/N) N Date Received: 12/29/2009

Extraction: (Type) SONC Date Extracted: 12/30/2009

Concentrated Extract Volume: ~~5000~~ ~~10000~~ (uL) Date Analyzed: 01/06/2010

Injection Volume: 1.0 (uL) GPC Factor: ~~1.00~~ 2 Dilution Factor: 1.0

GPC Cleanup: (Y/N) Y pH: Sulfur Cleanup: (Y/N) Y

CAS NO.	COMPOUND	CONCENTRATION UNITS: (ug/L or ug/Kg) µG/KG	Q
319-84-6	alpha-BHC	2.1	U
319-85-7	beta-BHC	2.1	U
319-86-8	delta-BHC	2.1	U
58-89-9	gamma-BHC (Lindane)	2.1	U
76-44-8	Heptachlor	2.1	U
309-00-2	Aldrin	2.1	U
1024-57-3	Heptachlor epoxide	2.1	U
959-98-8	Endosulfan I	2.1	U
60-57-1	Dieldrin	4.1	U
72-55-9	4,4´-DDE	4.1	U
72-20-8	Endrin	4.1	U
33213-65-9	Endosulfan II	4.1	U
72-54-8	4,4´-DDD	4.1	U
1031-07-8	Endosulfan sulfate	4.1	U
50-29-3	4,4´-DDT	4.1	U
72-43-5	Methoxychlor	21	U
53494-70-5	Endrin ketone	4.1	U
7421-93-4	Endrin aldehyde	4.1	U
5103-71-9	alpha-Chlordane	2.1	U
5103-74-2	gamma-Chlordane	2.1	U
8001-35-2	Toxaphene	210	U

1G - FORM I PEST

PESTICIDE ORGANICS ANALYSIS DATA SHEET

EPA SAMPLE NO.

690-SS-3(2"-2')-O

Lab Name: MITKEM LABORATORIES Contract:

Lab Code: MITKEM Case No.: H2643 Mod. Ref No.: SDG No.: SH2643

Matrix: (SOIL/SED/WATER) SOIL Lab Sample ID: H2643-06A

Sample wt/vol: 30.3 (g/mL) G Lab File ID: E4F4258F.D/E4F4258R.D

% Moisture: 13 Decanted: (Y/N) N Date Received: 12/29/2009

Extraction: (Type) SONC Date Extracted: 12/30/2009

Concentrated Extract Volume: ~~5000~~ 10000 (uL) Date Analyzed: 01/06/2010

Injection Volume: 1.0 (uL) GPC Factor: ~~1.00~~ 2 Dilution Factor: 1.0

1/11/10 AV

GPC Cleanup: (Y/N) Y pH: Sulfur Cleanup: (Y/N) Y

CAS NO.	COMPOUND	CONCENTRATION UNITS: (ug/L or ug/Kg) µG/KG	Q
319-84-6	alpha-BHC	1.9	U
319-85-7	beta-BHC	1.9	U
319-86-8	delta-BHC	1.9	U
58-89-9	gamma-BHC (Lindane)	1.9	U
76-44-8	Heptachlor	1.9	U
309-00-2	Aldrin	1.9	U
1024-57-3	Heptachlor epoxide	1.9	U
959-98-8	Endosulfan I	1.9	U
60-57-1	Dieldrin	3.8	U
72-55-9	4,4´-DDE	3.8	U
72-20-8	Endrin	3.8	U
33213-65-9	Endosulfan II	3.8	U
72-54-8	4,4´-DDD	3.8	U
1031-07-8	Endosulfan sulfate	3.8	U
50-29-3	4,4´-DDT	3.8	U
72-43-5	Methoxychlor	19	U
53494-70-5	Endrin ketone	3.8	U
7421-93-4	Endrin aldehyde	3.8	U
5103-71-9	alpha-Chlordane	1.9	U
5103-74-2	gamma-Chlordane	1.9	U
8001-35-2	Toxaphene	190	U

1G - FORM I PEST

PESTICIDE ORGANICS ANALYSIS DATA SHEET

EPA SAMPLE NO.

690-SS-3(2"-2')-O

Lab Name: MITKEM LABORATORIES Contract:

Lab Code: MITKEM Case No.: H2643 Mod. Ref No.: SDG No.: SH2643

Matrix: (SOIL/SED/WATER) SOIL Lab Sample ID: H2643-06A

Sample wt/vol: 30.3 (g/mL) G Lab File ID: E4F4258F.D/E4F4258R.D

% Moisture: 13 Decanted: (Y/N) N Date Received: 12/29/2009

Extraction: (Type) SONC Date Extracted: 12/30/2009

Concentrated Extract Volume: ~~5000~~ 10000 (uL) Date Analyzed: 01/06/2010

Injection Volume: 1.0 (uL) GPC Factor: ~~1.00~~ 2 1/11/10 AW Dilution Factor: 1.0

GPC Cleanup: (Y/N) Y pH: Sulfur Cleanup: (Y/N) Y

CAS NO.	COMPOUND	CONCENTRATION UNITS: (ug/L or ug/Kg) µG/KG	Q
319-84-6	alpha-BHC	1.9	U
319-85-7	beta-BHC	1.9	U
319-86-8	delta-BHC	1.9	U
58-89-9	gamma-BHC (Lindane)	1.9	U
76-44-8	Heptachlor	1.9	U
309-00-2	Aldrin	1.9	U
1024-57-3	Heptachlor epoxide	1.9	U
959-98-8	Endosulfan I	1.9	U
60-57-1	Dieldrin	3.8	U
72-55-9	4,4'-DDE	3.8	U
72-20-8	Endrin	3.8	U
33213-65-9	Endosulfan II	3.8	U
72-54-8	4,4'-DDD	3.8	U
1031-07-8	Endosulfan sulfate	3.8	U
50-29-3	4,4'-DDT	3.8	U
72-43-5	Methoxychlor	19	U
53494-70-5	Endrin ketone	3.8	U
7421-93-4	Endrin aldehyde	3.8	U
5103-71-9	alpha-Chlordane	1.9	U
5103-74-2	gamma-Chlordane	1.9	U
8001-35-2	Toxaphene	190	U

1G - FORM I PEST

PESTICIDE ORGANICS ANALYSIS DATA SHEET

EPA SAMPLE NO.

690-SS-4(0-2")-O

Lab Name: MITKEM LABORATORIES Contract:

Lab Code: MITKEM Case No.: H2643 Mod. Ref No.: SDG No.: SH2643

Matrix: (SOIL/SED/WATER) SOIL Lab Sample ID: H2643-07A

Sample wt/vol: 30.5 (g/mL) G Lab File ID: E4F4259F.D/E4F4259R.D

% Moisture: 16 Decanted: (Y/N) N Date Received: 12/29/2009

Extraction: (Type) SONC Date Extracted: 12/30/2009

Concentrated Extract Volume: ~~9000~~ ~~10000~~ (uL) Date Analyzed: 01/06/2010

Injection Volume: 1.0 (uL) GPC Factor: ~~1.00~~ Dilution Factor: 1.0

GPC Cleanup: (Y/N) Y pH: Sulfur Cleanup: (Y/N) Y

CAS NO.	COMPOUND	CONCENTRATION UNITS: (ug/L or ug/Kg) µG/KG	Q
319-84-6	alpha-BHC	2.0	U
319-85-7	beta-BHC	2.0	U
319-86-8	delta-BHC	2.0	U
58-89-9	gamma-BHC (Lindane)	2.0	U
76-44-8	Heptachlor	2.0	U
309-00-2	Aldrin	2.0	U
1024-57-3	Heptachlor epoxide	2.0	U
959-98-8	Endosulfan I	2.0	U
60-57-1	Dieldrin	3.9	U
72-55-9	4,4´-DDE	3.9	U
72-20-8	Endrin	3.9	U
33213-65-9	Endosulfan II	3.9	U
72-54-8	4,4´-DDD	3.9	U
1031-07-8	Endosulfan sulfate	3.9	U
50-29-3	4,4´-DDT	3.9	U
72-43-5	Methoxychlor	20	U
53494-70-5	Endrin ketone	3.9	U
7421-93-4	Endrin aldehyde	3.9	U
5103-71-9	alpha-Chlordane	2.0	U
5103-74-2	gamma-Chlordane	2.0	U
8001-35-2	Toxaphene	200	U

1G - FORM I PEST

PESTICIDE ORGANICS ANALYSIS DATA SHEET

EPA SAMPLE NO.

690-SS-4(2"-2')-O

Lab Name: MITKEM LABORATORIES Contract:

Lab Code: MITKEM Case No.: H2643 Mod. Ref No.: SDG No.: SH2643

Matrix: (SOIL/SED/WATER) SOIL Lab Sample ID: H2643-08A

Sample wt/vol: 30.5 (g/mL) G Lab File ID: E4F4260F.D/E4F4260R.D

% Moisture: 7.0 Decanted: (Y/N) N Date Received: 12/29/2009

Extraction: (Type) SONC Date Extracted: 12/30/2009

Concentrated Extract Volume: ~~10000~~ (uL) Date Analyzed: 01/06/2010 1/11/10AM

Injection Volume: 1.0 (uL) GPC Factor: ~~1.00~~ 2 Dilution Factor: 1.0

GPC Cleanup: (Y/N) Y pH: Sulfur Cleanup: (Y/N) Y

CAS NO.	COMPOUND	CONCENTRATION UNITS: (ug/L or ug/Kg) µG/KG	Q
319-84-6	alpha-BHC	1.8	U
319-85-7	beta-BHC	1.8	U
319-86-8	delta-BHC	1.8	U
58-89-9	gamma-BHC (Lindane)	1.8	U
76-44-8	Heptachlor	1.8	U
309-00-2	Aldrin	1.8	U
1024-57-3	Heptachlor epoxide	1.8	U
959-98-8	Endosulfan I	1.8	U
60-57-1	Dieldrin	3.5	U
72-55-9	4,4'-DDE	3.5	U
72-20-8	Endrin	3.5	U
33213-65-9	Endosulfan II	3.5	U
72-54-8	4,4'-DDD	3.5	U
1031-07-8	Endosulfan sulfate	3.9	P
50-29-3	4,4'-DDT	~~7.4~~ 11	P
72-43-5	Methoxychlor	18	U
53494-70-5	Endrin ketone	3.5	U
7421-93-4	Endrin aldehyde	5.2	P
5103-71-9	alpha-Chlordane	1.8	U
5103-74-2	gamma-Chlordane	1.8	U
8001-35-2	Toxaphene	180	U

1G - FORM I PEST

PESTICIDE ORGANICS ANALYSIS DATA SHEET

EPA SAMPLE NO.

690-SS-5(0-2")-O

Lab Name: MITKEM LABORATORIES Contract:

Lab Code: MITKEM Case No.: H2643 Mod. Ref No.: SDG No.: SH2643

Matrix: (SOIL/SED/WATER) SOIL Lab Sample ID: H2643-09A

Sample wt/vol: 30.4 (g/mL) G Lab File ID: E4F4262F.D/E4F4262R.D

% Moisture: 15 Decanted: (Y/N) N Date Received: 12/29/2009

Extraction: (Type) SONC Date Extracted: 12/30/2009

Concentrated Extract Volume: ~~10000~~ (uL) Date Analyzed: 01/06/2010

Injection Volume: 1.0 (uL) GPC Factor: ~~1.00~~ 2 Dilution Factor: 1.0

GPC Cleanup: (Y/N) Y pH: Sulfur Cleanup: (Y/N) Y

CAS NO.	COMPOUND	CONCENTRATION UNITS: (ug/L or ug/Kg) µG/KG	Q
319-84-6	alpha-BHC	2.0	U
319-85-7	beta-BHC	2.0	U
319-86-8	delta-BHC	2.0	U
58-89-9	gamma-BHC (Lindane)	2.0	U
76-44-8	Heptachlor	2.0	U
309-00-2	Aldrin	2.0	U
1024-57-3	Heptachlor epoxide	2.0	U
959-98-8	Endosulfan I	2.0	U
60-57-1	Dieldrin	3.8	U
72-55-9	4,4´-DDE	3.8	U
72-20-8	Endrin	3.8	U
33213-65-9	Endosulfan II	3.8	U
72-54-8	4,4´-DDD	3.8	U
1031-07-8	Endosulfan sulfate	3.8	U
50-29-3	4,4´-DDT	3.8	U
72-43-5	Methoxychlor	20	U
53494-70-5	Endrin ketone	3.8	U
7421-93-4	Endrin aldehyde	3.8	U
5103-71-9	alpha-Chlordane	2.0	U
5103-74-2	gamma-Chlordane	2.0	U
8001-35-2	Toxaphene	200	U

1G - FORM I PEST

PESTICIDE ORGANICS ANALYSIS DATA SHEET

EPA SAMPLE NO.

690-SS-5(2"-2')-O

Lab Name: MITKEM LABORATORIES Contract:

Lab Code: MITKEM Case No.: H2643 Mod. Ref No.: SDG No.: SH2643

Matrix: (SOIL/SED/WATER) SOIL Lab Sample ID: H2643-10A

Sample wt/vol: 30.2 (g/mL) G Lab File ID: E4F4264F.D/E4F4264R.D

% Moisture: 17 Decanted: (Y/N) N Date Received: 12/29/2009

Extraction: (Type) SONC Date Extracted: 12/30/2009

Concentrated Extract Volume: ~~5000~~ 10000 (uL) Date Analyzed: 01/06/2010 1/11/10AL

Injection Volume: 1.0 (uL) GPC Factor: ~~1.00~~ 2 Dilution Factor: 1.0

GPC Cleanup: (Y/N) Y pH: Sulfur Cleanup: (Y/N) Y

CAS NO.	COMPOUND	CONCENTRATION UNITS: (ug/L or ug/Kg) µG/KG	Q
319-84-6	alpha-BHC	2.0	U
319-85-7	beta-BHC	2.0	U
319-86-8	delta-BHC	2.0	U
58-89-9	gamma-BHC (Lindane)	2.0	U
76-44-8	Heptachlor	2.0	U
309-00-2	Aldrin	2.0	U
1024-57-3	Heptachlor epoxide	2.0	U
959-98-8	Endosulfan I	2.0	U
60-57-1	Dieldrin	3.9	U
72-55-9	4,4´-DDE	3.9	U
72-20-8	Endrin	3.9	U
33213-65-9	Endosulfan II	3.9	U
72-54-8	4,4´-DDD	3.9	U
1031-07-8	Endosulfan sulfate	3.9	U
50-29-3	4,4´-DDT	3.9	U
72-43-5	Methoxychlor	20	U
53494-70-5	Endrin ketone	3.9	U
7421-93-4	Endrin aldehyde	3.9	U
5103-71-9	alpha-Chlordane	2.0	U
5103-74-2	gamma-Chlordane	2.0	U
8001-35-2	Toxaphene	200	U

1G - FORM I PEST

PESTICIDE ORGANICS ANALYSIS DATA SHEET

EPA SAMPLE NO.

690-SS-6(0-2")-O

Lab Name: MITKEM LABORATORIES Contract:

Lab Code: MITKEM Case No.: H2643 Mod. Ref No.: SDG No.: SH2643

Matrix: (SOIL/SED/WATER) SOIL Lab Sample ID: H2643-11A

Sample wt/vol: 30.5 (g/mL) G Lab File ID: E4F4265F.D/E4F4265R.D

% Moisture: 13 Decanted: (Y/N) N Date Received: 12/29/2009

Extraction: (Type) SONC Date Extracted: 12/30/2009

Concentrated Extract Volume: ~~5000~~ 10000 (uL) Date Analyzed: 01/06/2010

Injection Volume: 1.0 (uL) GPC Factor: ~~1.00~~ 2 Dilution Factor: 1.0

GPC Cleanup: (Y/N) Y pH: Sulfur Cleanup: (Y/N) Y

CAS NO.	COMPOUND	CONCENTRATION UNITS: (ug/L or ug/Kg) µG/KG	Q
319-84-6	alpha-BHC	1.9	U
319-85-7	beta-BHC	1.9	U
319-86-8	delta-BHC	1.9	U
58-89-9	gamma-BHC (Lindane)	1.9	U
76-44-8	Heptachlor	1.9	U
309-00-2	Aldrin	1.9	U
1024-57-3	Heptachlor epoxide	1.9	U
959-98-8	Endosulfan I	1.9	U
60-57-1	Dieldrin	3.7	U
72-55-9	4,4´-DDE	3.7	U
72-20-8	Endrin	3.7	U
33213-65-9	Endosulfan II	3.7	U
72-54-8	4,4´-DDD	3.7	U
1031-07-8	Endosulfan sulfate	3.7	U
50-29-3	4,4´-DDT	4.2	
72-43-5	Methoxychlor	19	U
53494-70-5	Endrin ketone	3.7	U
7421-93-4	Endrin aldehyde	3.7	U
5103-71-9	alpha-Chlordane	1.9	U
5103-74-2	gamma-Chlordane	1.9	U
8001-35-2	Toxaphene	190	U

1G - FORM I PEST

PESTICIDE ORGANICS ANALYSIS DATA SHEET

EPA SAMPLE NO.

690-SS-6(2"-2')-O

Lab Name: MITKEM LABORATORIES Contract:

Lab Code: MITKEM Case No.: H2643 Mod. Ref No.: SDG No.: SH2643

Matrix: (SOIL/SED/WATER) SOIL Lab Sample ID: H2643-12A

Sample wt/vol: 30.0 (g/mL) G Lab File ID: E4F4266F.D/E4F4266R.D

% Moisture: 12 Decanted: (Y/N) N Date Received: 12/29/2009

Extraction: (Type) SONC Date Extracted: 12/30/2009

Concentrated Extract Volume: ~~10000~~ (uL) Date Analyzed: 01/06/2010

Injection Volume: 1.0 (uL) GPC Factor: ~~1.00~~ 2 Dilution Factor: 1.0

GPC Cleanup: (Y/N) Y pH: Sulfur Cleanup: (Y/N) Y

CAS NO.	COMPOUND	CONCENTRATION UNITS: (ug/L or ug/Kg) µG/KG	Q
319-84-6	alpha-BHC	1.9	U
319-85-7	beta-BHC	1.9	U
319-86-8	delta-BHC	1.9	U
58-89-9	gamma-BHC (Lindane)	1.9	U
76-44-8	Heptachlor	1.9	U
309-00-2	Aldrin	1.9	U
1024-57-3	Heptachlor epoxide	1.9	U
959-98-8	Endosulfan I	1.9	U
60-57-1	Dieldrin	3.8	U
72-55-9	4,4´-DDE	3.8	U
72-20-8	Endrin	3.8	U
33213-65-9	Endosulfan II	3.8	U
72-54-8	4,4´-DDD	3.8	U
1031-07-8	Endosulfan sulfate	3.8	U
50-29-3	4,4´-DDT	3.8	U
72-43-5	Methoxychlor	19	U
53494-70-5	Endrin ketone	3.8	U
7421-93-4	Endrin aldehyde	3.8	U
5103-71-9	alpha-Chlordane	1.9	U
5103-74-2	gamma-Chlordane	1.9	U
8001-35-2	Toxaphene	190	U

1G - FORM I PEST

PESTICIDE ORGANICS ANALYSIS DATA SHEET

EPA SAMPLE NO.

690-SS-8(0-2")-O

Lab Name: MITKEM LABORATORIES Contract:

Lab Code: MITKEM Case No.: H2643 Mod. Ref No.: SDG No.: SH2643

Matrix: (SOIL/SED/WATER) SOIL Lab Sample ID: H2643-13A

Sample wt/vol: 30.3 (g/mL) G Lab File ID: E4F4267F.D/E4F4267R.D

% Moisture: 12 Decanted: (Y/N) N Date Received: 12/29/2009

Extraction: (Type) SONC Date Extracted: 12/30/2009

Concentrated Extract Volume: ~~5000~~ ~~10000~~ (uL) Date Analyzed: 01/06/2010 1/11/10AJ

Injection Volume: 1.0 (uL) GPC Factor: ~~1.00~~ 2 Dilution Factor: 1.0

GPC Cleanup: (Y/N) Y pH: Sulfur Cleanup: (Y/N) Y

CAS NO.	COMPOUND	CONCENTRATION UNITS: (ug/L or ug/Kg) µG/KG	Q
319-84-6	alpha-BHC	1.9	U
319-85-7	beta-BHC	1.9	U
319-86-8	delta-BHC	1.9	U
58-89-9	gamma-BHC (Lindane)	1.9	U
76-44-8	Heptachlor	1.9	U
309-00-2	Aldrin	1.9	U
1024-57-3	Heptachlor epoxide	1.9	U
959-98-8	Endosulfan I	1.9	U
60-57-1	Dieldrin	3.7	U
72-55-9	4,4´-DDE	3.7	U
72-20-8	Endrin	3.7	U
33213-65-9	Endosulfan II	3.7	U
72-54-8	4,4´-DDD	3.7	U
1031-07-8	Endosulfan sulfate	3.7	U
50-29-3	4,4´-DDT	3.7	U
72-43-5	Methoxychlor	19	U
53494-70-5	Endrin ketone	3.7	U
7421-93-4	Endrin aldehyde	3.7	U
5103-71-9	alpha-Chlordane	1.9	U
5103-74-2	gamma-Chlordane	1.9	U
8001-35-2	Toxaphene	190	U

1G - FORM I PEST

PESTICIDE ORGANICS ANALYSIS DATA SHEET

EPA SAMPLE NO.

690-SS-8(2"-2')-O

Lab Name: MITKEM LABORATORIES Contract:

Lab Code: MITKEM Case No.: H2643 Mod. Ref No.: SDG No.: SH2643

Matrix: (SOIL/SED/WATER) SOIL Lab Sample ID: H2643-14A

Sample wt/vol: 30.3 (g/mL) G Lab File ID: E4F4270F.D/E4F4270R.D

% Moisture: 10 Decanted: (Y/N) N Date Received: 12/29/2009

Extraction: (Type) SONC Date Extracted: 12/30/2009

Concentrated Extract Volume: ~~5000~~ ~~10000~~ (uL) Date Analyzed: 01/06/2010

Injection Volume: 1.0 (uL) GPC Factor: ~~1.00~~ 2. Dilution Factor: 1.0

GPC Cleanup: (Y/N) Y pH: Sulfur Cleanup: (Y/N) Y

CAS NO.	COMPOUND	CONCENTRATION UNITS: (ug/L or ug/Kg) µG/KG	Q
319-84-6	alpha-BHC	1.9	U
319-85-7	beta-BHC	1.9	U
319-86-8	delta-BHC	1.9	U
58-89-9	gamma-BHC (Lindane)	1.9	U
76-44-8	Heptachlor	1.9	U
309-00-2	Aldrin	1.9	U
1024-57-3	Heptachlor epoxide	1.9	U
959-98-8	Endosulfan I	1.9	U
60-57-1	Dieldrin	3.6	U
72-55-9	4,4´-DDE	3.6	U
72-20-8	Endrin	3.6	U
33213-65-9	Endosulfan II	~~3.9~~ 8.5	P J
72-54-8	4,4´-DDD	3.6	U
1031-07-8	Endosulfan sulfate	3.6	U
50-29-3	4,4´-DDT	11	J
72-43-5	Methoxychlor	19	U
53494-70-5	Endrin ketone	3.6	U
7421-93-4	Endrin aldehyde	3.6	U
5103-71-9	alpha-Chlordane	1.9	U
5103-74-2	gamma-Chlordane	1.9	U
8001-35-2	Toxaphene	190	U

1G - FORM I PEST

PESTICIDE ORGANICS ANALYSIS DATA SHEET

EPA SAMPLE NO.

690-SS-9(0-2")-O

Lab Name: MITKEM LABORATORIES Contract:

Lab Code: MITKEM Case No.: H2643 Mod. Ref No.: SDG No.: SH2643

Matrix: (SOIL/SED/WATER) SOIL Lab Sample ID: H2643-15A

Sample wt/vol: 30.0 (g/mL) G Lab File ID: E4F4278F.D/E4F4278R.D

% Moisture: 15 Decanted: (Y/N) N Date Received: 12/29/2009

Extraction: (Type) SONC Date Extracted: 12/30/2009

Concentrated Extract Volume: ~~5000~~ 10000 (uL) Date Analyzed: 01/06/2010

Injection Volume: 1.0 (uL) GPC Factor: ~~1.00~~ 2 Dilution Factor: 1.0

GPC Cleanup: (Y/N) Y pH: Sulfur Cleanup: (Y/N) Y

CAS NO.	COMPOUND	CONCENTRATION UNITS: (ug/L or ug/Kg) µG/KG	Q
319-84-6	alpha-BHC	2.0	U
319-85-7	beta-BHC	2.0	U
319-86-8	delta-BHC	2.0	U
58-89-9	gamma-BHC (Lindane)	2.0	U
76-44-8	Heptachlor	2.0	U
309-00-2	Aldrin	2.0	U
1024-57-3	Heptachlor epoxide	2.0	U
959-98-8	Endosulfan I	2.0	U
60-57-1	Dieldrin	3.9	U
72-55-9	4,4´-DDE	3.9	U
72-20-8	Endrin	3.9	U
33213-65-9	Endosulfan II	3.9	U
72-54-8	4,4´-DDD	3.9	U
1031-07-8	Endosulfan sulfate	3.9	U
50-29-3	4,4´-DDT	3.9	U
72-43-5	Methoxychlor	20	U
53494-70-5	Endrin ketone	3.9	U
7421-93-4	Endrin aldehyde	3.9	U
5103-71-9	alpha-Chlordane	2.0	U
5103-74-2	gamma-Chlordane	2.0	U
8001-35-2	Toxaphene	200	U

1G - FORM I PEST

PESTICIDE ORGANICS ANALYSIS DATA SHEET

EPA SAMPLE NO.

690-SS-9(2"-2')-O

Lab Name: MITKEM LABORATORIES Contract:

Lab Code: MITKEM Case No.: H2643 Mod. Ref No.: SDG No.: SH2643

Matrix: (SOIL/SED/WATER) SOIL Lab Sample ID: H2643-16A

Sample wt/vol: 30.4 (g/mL) G Lab File ID: E4F4281F.D/E4F4281R.D

% Moisture: 13 Decanted: (Y/N) N Date Received: 12/29/2009

Extraction: (Type) SONC Date Extracted: 12/30/2009

Concentrated Extract Volume: ~~5000~~ 10000 (uL) Date Analyzed: 01/06/2010

Injection Volume: 1.0 (uL) GPC Factor: ~~1.00~~ 2 Dilution Factor: 1.0

GPC Cleanup: (Y/N) Y pH: Sulfur Cleanup: (Y/N) Y

CAS NO.	COMPOUND	CONCENTRATION UNITS: (ug/L or ug/Kg) µG/KG	Q
319-84-6	alpha-BHC	1.9	U
319-85-7	beta-BHC	1.9	U
319-86-8	delta-BHC	1.9	U
58-89-9	gamma-BHC (Lindane)	1.9	U
76-44-8	Heptachlor	1.9	U
309-00-2	Aldrin	1.9	U
1024-57-3	Heptachlor epoxide	1.9	U
959-98-8	Endosulfan I	1.9	U
60-57-1	Dieldrin	3.7	U
72-55-9	4,4'-DDE	3.7	U
72-20-8	Endrin	3.7	U
33213-65-9	Endosulfan II	3.7	U
72-54-8	4,4'-DDD	3.7	U
1031-07-8	Endosulfan sulfate	3.7	U
50-29-3	4,4'-DDT	3.7	U
72-43-5	Methoxychlor	19	U
53494-70-5	Endrin ketone	3.7	U
7421-93-4	Endrin aldehyde	3.7	U
5103-71-9	alpha-Chlordane	1.9	U
5103-74-2	gamma-Chlordane	1.9	U
8001-35-2	Toxaphene	190	U

1G - FORM I PEST

PESTICIDE ORGANICS ANALYSIS DATA SHEET

EPA SAMPLE NO.

690-SS-10(0-2")-O

Lab Name: MITKEM LABORATORIES Contract:

Lab Code: MITKEM Case No.: H2643 Mod. Ref No.: SDG No.: SH2643

Matrix: (SOIL/SED/WATER) SOIL Lab Sample ID: H2643-17A

Sample wt/vol: 30.2 (g/mL) G Lab File ID: E4F4282F.D/E4F4282R.D

% Moisture: 11 Decanted: (Y/N) N Date Received: 12/29/2009

Extraction: (Type) SONC Date Extracted: 12/30/2009

Concentrated Extract Volume: ~~5000~~ 10000 (uL) Date Analyzed: 01/06/2010

1/11/10 AL

Injection Volume: 1.0 (uL) GPC Factor: ~~1.00~~ 2 Dilution Factor: 1.0

GPC Cleanup: (Y/N) Y pH: Sulfur Cleanup: (Y/N) Y

CAS NO.	COMPOUND	CONCENTRATION UNITS: (ug/L or ug/Kg) µG/KG	Q
319-84-6	alpha-BHC	1.9	U
319-85-7	beta-BHC	1.9	U
319-86-8	delta-BHC	1.9	U
58-89-9	gamma-BHC (Lindane)	1.9	U
76-44-8	Heptachlor	1.9	U
309-00-2	Aldrin	1.9	U
1024-57-3	Heptachlor epoxide	1.9	U
959-98-8	Endosulfan I	1.9	U
60-57-1	Dieldrin	3.7	U
72-55-9	4,4´-DDE	3.7	U
72-20-8	Endrin	3.7	U
33213-65-9	Endosulfan II	3.7	U
72-54-8	4,4´-DDD	3.7	U
1031-07-8	Endosulfan sulfate	3.7	U
50-29-3	4,4´-DDT	3.7	U
72-43-5	Methoxychlor	19	U
53494-70-5	Endrin ketone	3.7	U
7421-93-4	Endrin aldehyde	3.7	U
5103-71-9	alpha-Chlordane	1.9	U
5103-74-2	gamma-Chlordane	1.9	U
8001-35-2	Toxaphene	190	U

1G - FORM I PEST

PESTICIDE ORGANICS ANALYSIS DATA SHEET

EPA SAMPLE NO.

690-SS-10(2"-2')-O

Lab Name: MITKEM LABORATORIES | Contract:

Lab Code: MITKEM | Case No.: H2643 | Mod. Ref No.: | SDG No.: SH2643

Matrix: (SOIL/SED/WATER) SOIL | Lab Sample ID: H2643-18A

Sample wt/vol: 30.5 (g/mL) G | Lab File ID: E4F4284F.D/E4F4284R.D

% Moisture: 13 | Decanted: (Y/N) N | Date Received: 12/29/2009

Extraction: (Type) SONC | Date Extracted: 12/30/2009

Concentrated Extract Volume: ~~5000~~ 10000 (uL) | Date Analyzed: 01/07/2010 (1/11/10 AL)

Injection Volume: 1.0 (uL) | GPC Factor: ~~1.00~~ 2 | Dilution Factor: 1.0

GPC Cleanup: (Y/N) Y | pH: | Sulfur Cleanup: (Y/N) Y

CAS NO.	COMPOUND	CONCENTRATION UNITS: (ug/L or ug/Kg) µG/KG	Q
319-84-6	alpha-BHC	1.9	U
319-85-7	beta-BHC	1.9	U
319-86-8	delta-BHC	1.9	U
58-89-9	gamma-BHC (Lindane)	1.9	U
76-44-8	Heptachlor	1.9	U
309-00-2	Aldrin	1.9	U
1024-57-3	Heptachlor epoxide	1.9	U
959-98-8	Endosulfan I	1.9	U
60-57-1	Dieldrin	3.7	U
72-55-9	4,4´-DDE	3.7	U
72-20-8	Endrin	3.7	U
33213-65-9	Endosulfan II	3.7	U
72-54-8	4,4´-DDD	3.7	U
1031-07-8	Endosulfan sulfate	3.7	U
50-29-3	4,4´-DDT	3.7	U
72-43-5	Methoxychlor	19	U
53494-70-5	Endrin ketone	3.7	U
7421-93-4	Endrin aldehyde	3.7	U
5103-71-9	alpha-Chlordane	1.9	U
5103-74-2	gamma-Chlordane	1.9	U
8001-35-2	Toxaphene	190	U

1G - FORM I PEST

PESTICIDE ORGANICS ANALYSIS DATA SHEET

EPA SAMPLE NO.

690-TP-E-O

Lab Name: MITKEM LABORATORIES Contract:

Lab Code: MITKEM Case No.: H2643 Mod. Ref No.: SDG No.: SH2643

Matrix: (SOIL/SED/WATER) SOIL Lab Sample ID: H2643-19A

Sample wt/vol: 30.4 (g/mL) G Lab File ID: E4F4285F.D/E4F4285R.D

% Moisture: 7.0 Decanted: (Y/N) N Date Received: 12/29/2009

Extraction: (Type) SONC Date Extracted: 12/30/2009

Concentrated Extract Volume: ~~5000~~ 10000 (uL) Date Analyzed: 01/07/2010

1/11/10AW

Injection Volume: 1.0 (uL) GPC Factor: ~~1.00~~ 2 Dilution Factor: 1.0

GPC Cleanup: (Y/N) Y pH: Sulfur Cleanup: (Y/N) Y

CAS NO.	COMPOUND	CONCENTRATION UNITS: (ug/L or ug/Kg) µG/KG	Q
319-84-6	alpha-BHC	1.8	U
319-85-7	beta-BHC	1.8	U
319-86-8	delta-BHC	1.8	U
58-89-9	gamma-BHC (Lindane)	1.8	U
76-44-8	Heptachlor	1.8	U
309-00-2	Aldrin	1.8	U
1024-57-3	Heptachlor epoxide	1.8	U
959-98-8	Endosulfan I	1.8	U
60-57-1	Dieldrin	3.5	U
72-55-9	4,4'-DDE	3.5	U
72-20-8	Endrin	3.5	U
33213-65-9	Endosulfan II	3.5	U
72-54-8	4,4'-DDD	3.5	U
1031-07-8	Endosulfan sulfate	3.5	U
50-29-3	4,4'-DDT	3.5	U
72-43-5	Methoxychlor	18	U
53494-70-5	Endrin ketone	3.5	U
7421-93-4	Endrin aldehyde	3.5	U
5103-71-9	alpha-Chlordane	1.8	U
5103-74-2	gamma-Chlordane	1.8	U
8001-35-2	Toxaphene	180	U

1G - FORM I PEST

PESTICIDE ORGANICS ANALYSIS DATA SHEET

EPA SAMPLE NO.

690-TP-D-O

Lab Name: MITKEM LABORATORIES Contract:

Lab Code: MITKEM Case No.: H2643 Mod. Ref No.: SDG No.: SH2643

Matrix: (SOIL/SED/WATER) SOIL Lab Sample ID: H2643-20A

Sample wt/vol: 30.2 (g/mL) G Lab File ID: E4F4286F.D/E4F4286R.D

% Moisture: 14 Decanted: (Y/N) N Date Received: 12/29/2009

Extraction: (Type) SONC Date Extracted: 12/30/2009

Concentrated Extract Volume: ~~4000~~ 10000 (uL) Date Analyzed: 01/07/2010

Injection Volume: 1.0 (uL) GPC Factor: ~~1.00~~ 2 Dilution Factor: 1.0

GPC Cleanup: (Y/N) Y pH: Sulfur Cleanup: (Y/N) Y

CAS NO.	COMPOUND	CONCENTRATION UNITS: (ug/L or ug/Kg) µG/KG	Q
319-84-6	alpha-BHC	2.0	U
319-85-7	beta-BHC	2.0	U
319-86-8	delta-BHC	2.0	U
58-89-9	gamma-BHC (Lindane)	2.0	U
76-44-8	Heptachlor	2.0	U
309-00-2	Aldrin	2.0	U
1024-57-3	Heptachlor epoxide	2.0	U
959-98-8	Endosulfan I	2.0	U
60-57-1	Dieldrin	3.8	U
72-55-9	4,4'-DDE	3.8	U
72-20-8	Endrin	3.8	U
33213-65-9	Endosulfan II	3.8	U
72-54-8	4,4'-DDD	3.8	U
1031-07-8	Endosulfan sulfate	3.8	U
50-29-3	4,4'-DDT	3.8	U
72-43-5	Methoxychlor	20	U
53494-70-5	Endrin ketone	3.8	U
7421-93-4	Endrin aldehyde	3.8	U
5103-71-9	alpha-Chlordane	2.0	U
5103-74-2	gamma-Chlordane	2.0	U
8001-35-2	Toxaphene	200	U

1G - FORM I PEST

PESTICIDE ORGANICS ANALYSIS DATA SHEET

EPA SAMPLE NO.

690-TP-F-O

Lab Name: MITKEM LABORATORIES Contract:

Lab Code: MITKEM Case No.: H2643 Mod. Ref No.: SDG No.: SH2643

Matrix: (SOIL/SED/WATER) SOIL Lab Sample ID: H2643-21A

Sample wt/vol: 30.4 (g/mL) G Lab File ID: E4F4288F.D/E4F4288R.D

% Moisture: 13 Decanted: (Y/N) N Date Received: 12/29/2009

Extraction: (Type) SONC Date Extracted: 12/30/2009

Concentrated Extract Volume: ~~5000~~ 10000 (uL) Date Analyzed: 01/07/2010 1/11/10 AM

Injection Volume: 1.0 (uL) GPC Factor: ~~1.00~~ 2 Dilution Factor: 1.0

GPC Cleanup: (Y/N) Y pH: Sulfur Cleanup: (Y/N) Y

CAS NO.	COMPOUND	CONCENTRATION UNITS: (ug/L or ug/Kg) µG/KG	Q
319-84-6	alpha-BHC	1.9	U
319-85-7	beta-BHC	1.9	U
319-86-8	delta-BHC	1.9	U
58-89-9	gamma-BHC (Lindane)	1.9	U
76-44-8	Heptachlor	1.9	U
309-00-2	Aldrin	1.9	U
1024-57-3	Heptachlor epoxide	1.9	U
959-98-8	Endosulfan I	1.9	U
60-57-1	Dieldrin	3.7	U
72-55-9	4,4´-DDE	3.7	U
72-20-8	Endrin	3.7	U
33213-65-9	Endosulfan II	3.7	U
72-54-8	4,4´-DDD	~~3.8~~ 22	P
1031-07-8	Endosulfan sulfate	3.7	U
50-29-3	4,4´-DDT	16	
72-43-5	Methoxychlor	19	U
53494-70-5	Endrin ketone	3.7	U
7421-93-4	Endrin aldehyde	~~4.1~~ 7.2	P
5103-71-9	alpha-Chlordane	1.9	U
5103-74-2	gamma-Chlordane	1.9	U
8001-35-2	Toxaphene	190	U

1G - FORM I PEST

PESTICIDE ORGANICS ANALYSIS DATA SHEET

EPA SAMPLE NO.

690-SS-3(2"-2')-D

Lab Name: MITKEM LABORATORIES Contract:

Lab Code: MITKEM Case No.: H2643 Mod. Ref No.: SDG No.: SH2643

Matrix: (SOIL/SED/WATER) SOIL Lab Sample ID: H2643-22A

Sample wt/vol: 30.5 (g/mL) G Lab File ID: E4F4290F.D/E4F4290R.D

% Moisture: 18 Decanted: (Y/N) N Date Received: 12/29/2009

Extraction: (Type) SONC Date Extracted: 12/30/2009

Concentrated Extract Volume: 5000 10000 (uL) Date Analyzed: 01/07/2010

Injection Volume: 1.0 (uL) GPC Factor: 1.00 2 Dilution Factor: 1.0

GPC Cleanup: (Y/N) Y pH: Sulfur Cleanup: (Y/N) Y

CAS NO.	COMPOUND	CONCENTRATION UNITS: (ug/L or ug/Kg) µG/KG	Q
319-84-6	alpha-BHC	2.0	U
319-85-7	beta-BHC	2.0	U
319-86-8	delta-BHC	2.0	U
58-89-9	gamma-BHC (Lindane)	2.0	U
76-44-8	Heptachlor	2.0	U
309-00-2	Aldrin	2.0	U
1024-57-3	Heptachlor epoxide	2.0	U
959-98-8	Endosulfan I	2.0	U
60-57-1	Dieldrin	4.0	U
72-55-9	4,4'-DDE	4.0	U
72-20-8	Endrin	4.0	U
33213-65-9	Endosulfan II	4.0	U
72-54-8	4,4'-DDD	4.0	U
1031-07-8	Endosulfan sulfate	4.0	U
50-29-3	4,4'-DDT	4.0	U
72-43-5	Methoxychlor	20	U
53494-70-5	Endrin ketone	4.0	U
7421-93-4	Endrin aldehyde	4.0	U
5103-71-9	alpha-Chlordane	2.0	U
5103-74-2	gamma-Chlordane	2.0	U
8001-35-2	Toxaphene	200	U

1G - FORM I PEST

PESTICIDE ORGANICS ANALYSIS DATA SHEET

EPA SAMPLE NO.

690-SS-5(0-2")-D

Lab Name: MITKEM LABORATORIES Contract:

Lab Code: MITKEM Case No.: H2643 Mod. Ref No.: SDG No.: SH2643

Matrix: (SOIL/SED/WATER) SOIL Lab Sample ID: H2643-23A

Sample wt/vol: 30.4 (g/mL) G Lab File ID: E4F4291F.D/E4F4291R.D

% Moisture: 16 Decanted: (Y/N) N Date Received: 12/29/2009

Extraction: (Type) SONC Date Extracted: 12/30/2009

Concentrated Extract Volume: ~~5000~~ 10000 (uL) Date Analyzed: 01/07/2010

2 1/11/10 AL

Injection Volume: 1.0 (uL) GPC Factor: ~~1.00~~ Dilution Factor: 1.0

GPC Cleanup: (Y/N) Y pH: Sulfur Cleanup: (Y/N) Y

CAS NO.	COMPOUND	CONCENTRATION UNITS: (ug/L or ug/Kg) µG/KG	Q
319-84-6	alpha-BHC	2.0	U
319-85-7	beta-BHC	2.0	U
319-86-8	delta-BHC	2.0	U
58-89-9	gamma-BHC (Lindane)	2.0	U
76-44-8	Heptachlor	2.0	U
309-00-2	Aldrin	2.0	U
1024-57-3	Heptachlor epoxide	2.0	U
959-98-8	Endosulfan I	2.0	U
60-57-1	Dieldrin	3.9	U
72-55-9	4,4´-DDE	3.9	U
72-20-8	Endrin	3.9	U
33213-65-9	Endosulfan II	3.9	U
72-54-8	4,4´-DDD	3.9	U
1031-07-8	Endosulfan sulfate	3.9	U
50-29-3	4,4´-DDT	3.9	U
72-43-5	Methoxychlor	20	U
53494-70-5	Endrin ketone	3.9	U
7421-93-4	Endrin aldehyde	3.9	U
5103-71-9	alpha-Chlordane	2.0	U
5103-74-2	gamma-Chlordane	2.0	U
8001-35-2	Toxaphene	200	U

1G - FORM I PEST

PESTICIDE ORGANICS ANALYSIS DATA SHEET

EPA SAMPLE NO.

690-FB1-O

Lab Name: MITKEM LABORATORIES Contract:

Lab Code: MITKEM Case No.: H2643 Mod. Ref No.: SDG No.: SH2643

Matrix: (SOIL/SED/WATER) WATER Lab Sample ID: H2643-24C

Sample wt/vol: 1000 (g/mL) ML Lab File ID: E4F4231F.D/E4F4231R.D

% Moisture: Decanted: (Y/N) Date Received: 12/29/2009

Extraction: (Type) SEPF Date Extracted: 12/31/2009

Concentrated Extract Volume: 10000 (uL) Date Analyzed: 01/05/2010

Injection Volume: 1.0 (uL) GPC Factor: 1.00 Dilution Factor: 1.0

GPC Cleanup: (Y/N) N pH: Sulfur Cleanup: (Y/N) Y

CAS NO.	COMPOUND	CONCENTRATION UNITS: (ug/L or ug/Kg) µG/L	Q
319-84-6	alpha-BHC	0.050	U
319-85-7	beta-BHC	0.050	U
319-86-8	delta-BHC	0.050	U
58-89-9	gamma-BHC (Lindane)	0.050	U
76-44-8	Heptachlor	0.050	U
309-00-2	Aldrin	0.050	U
1024-57-3	Heptachlor epoxide	0.050	U
959-98-8	Endosulfan I	0.050	U
60-57-1	Dieldrin	0.10	U
72-55-9	4,4´-DDE	0.10	U
72-20-8	Endrin	0.10	U
33213-65-9	Endosulfan II	0.10	U
72-54-8	4,4´-DDD	0.10	U
1031-07-8	Endosulfan sulfate	0.10	U
50-29-3	4,4´-DDT	0.10	U
72-43-5	Methoxychlor	0.50	U
53494-70-5	Endrin ketone	0.10	U
7421-93-4	Endrin aldehyde	0.10	U
5103-71-9	alpha-Chlordane	0.050	U
5103-74-2	gamma-Chlordane	0.050	U
8001-35-2	Toxaphene	5.0	U

1G - FORM I PEST

PESTICIDE ORGANICS ANALYSIS DATA SHEET

EPA SAMPLE NO.

690-FB2-O

Lab Name: MITKEM LABORATORIES Contract:

Lab Code: MITKEM Case No.: H2643 Mod. Ref No.: SDG No.: SH2643

Matrix: (SOIL/SED/WATER) WATER Lab Sample ID: H2643-25C

Sample wt/vol: 1000 (g/mL) ML Lab File ID: E4F4232F.D/E4F4232R.D

% Moisture: Decanted: (Y/N) Date Received: 12/29/2009

Extraction: (Type) SEPF Date Extracted: 12/31/2009

Concentrated Extract Volume: 10000 (uL) Date Analyzed: 01/05/2010

Injection Volume: 1.0 (uL) GPC Factor: 1.00 Dilution Factor: 1.0

GPC Cleanup: (Y/N) N pH: Sulfur Cleanup: (Y/N) Y

CAS NO.	COMPOUND	CONCENTRATION UNITS: (ug/L or ug/Kg) µG/L	Q
319-84-6	alpha-BHC	0.050	U
319-85-7	beta-BHC	0.050	U
319-86-8	delta-BHC	0.050	U
58-89-9	gamma-BHC (Lindane)	0.050	U
76-44-8	Heptachlor	0.050	U
309-00-2	Aldrin	0.050	U
1024-57-3	Heptachlor epoxide	0.050	U
959-98-8	Endosulfan I	0.050	U
60-57-1	Dieldrin	0.10	U
72-55-9	4,4´-DDE	0.10	U
72-20-8	Endrin	0.10	U
33213-65-9	Endosulfan II	0.10	U
72-54-8	4,4´-DDD	0.10	U
1031-07-8	Endosulfan sulfate	0.10	U
50-29-3	4,4´-DDT	0.10	U
72-43-5	Methoxychlor	0.50	U
53494-70-5	Endrin ketone	0.10	U
7421-93-4	Endrin aldehyde	0.10	U
5103-71-9	alpha-Chlordane	0.050	U
5103-74-2	gamma-Chlordane	0.050	U
8001-35-2	Toxaphene	5.0	U

1G - FORM I PEST

PESTICIDE ORGANICS ANALYSIS DATA SHEET

EPA SAMPLE NO.

MB-48332

Lab Name: MITKEM LABORATORIES Contract:

Lab Code: MITKEM Case No.: H2643 Mod. Ref No.: SDG No.: SH2643

Matrix: (SOIL/SED/WATER) WATER Lab Sample ID: MB-48332

Sample wt/vol: 1000 (g/mL) ML Lab File ID: E4F4228F.D/E4F4228R.D

% Moisture: Decanted: (Y/N) Date Received:

Extraction: (Type) SEPF Date Extracted: 12/31/2009

Concentrated Extract Volume: 10000 (uL) Date Analyzed: 01/05/2010

Injection Volume: 1.0 (uL) GPC Factor: 1.00 Dilution Factor: 1.0

GPC Cleanup: (Y/N) N pH: Sulfur Cleanup: (Y/N) Y

CAS NO.	COMPOUND	CONCENTRATION UNITS: (ug/L or ug/Kg) µG/L	Q
319-84-6	alpha-BHC	0.050	U
319-85-7	beta-BHC	0.050	U
319-86-8	delta-BHC	0.050	U
58-89-9	gamma-BHC (Lindane)	0.050	U
76-44-8	Heptachlor	0.050	U
309-00-2	Aldrin	0.050	U
1024-57-3	Heptachlor epoxide	0.050	U
959-98-8	Endosulfan I	0.050	U
60-57-1	Dieldrin	0.10	U
72-55-9	4,4´-DDE	0.10	U
72-20-8	Endrin	0.10	U
33213-65-9	Endosulfan II	0.10	U
72-54-8	4,4´-DDD	0.10	U
1031-07-8	Endosulfan sulfate	0.10	U
50-29-3	4,4´-DDT	0.10	U
72-43-5	Methoxychlor	0.50	U
53494-70-5	Endrin ketone	0.10	U
7421-93-4	Endrin aldehyde	0.10	U
5103-71-9	alpha-Chlordane	0.050	U
5103-74-2	gamma-Chlordane	0.050	U
8001-35-2	Toxaphene	5.0	U

1G - FORM I PEST

PESTICIDE ORGANICS ANALYSIS DATA SHEET

EPA SAMPLE NO.

MB-48322

Lab Name: MITKEM LABORATORIES Contract:

Lab Code: MITKEM Case No.: H2643 Mod. Ref No.: SDG No.: SH2643

Matrix: (SOIL/SED/WATER) SOIL Lab Sample ID: MB-48322

Sample wt/vol: 30.0 (g/mL) G Lab File ID: E4F4251F.D/E4F4251R.D

% Moisture: Decanted: (Y/N) Date Received:

Extraction: (Type) SONC Date Extracted: 12/30/2009

Concentrated Extract Volume: ~~4000~~ ~~10000~~ (uL) Date Analyzed: 01/06/2010

Injection Volume: 1.0 (uL) GPC Factor: ~~1.00~~ Dilution Factor: 1.0

GPC Cleanup: (Y/N) Y pH: Sulfur Cleanup: (Y/N) Y

CAS NO.	COMPOUND	CONCENTRATION UNITS: (ug/L or ug/Kg) µG/KG	Q
319-84-6	alpha-BHC	1.7	U
319-85-7	beta-BHC	1.7	U
319-86-8	delta-BHC	1.7	U
58-89-9	gamma-BHC (Lindane)	1.7	U
76-44-8	Heptachlor	1.7	U
309-00-2	Aldrin	1.7	U
1024-57-3	Heptachlor epoxide	1.7	U
959-98-8	Endosulfan I	1.7	U
60-57-1	Dieldrin	3.3	U
72-55-9	4,4´-DDE	3.3	U
72-20-8	Endrin	3.3	U
33213-65-9	Endosulfan II	3.3	U
72-54-8	4,4´-DDD	3.3	U
1031-07-8	Endosulfan sulfate	3.3	U
50-29-3	4,4´-DDT	3.3	U
72-43-5	Methoxychlor	17	U
53494-70-5	Endrin ketone	3.3	U
7421-93-4	Endrin aldehyde	3.3	U
5103-71-9	alpha-Chlordane	1.7	U
5103-74-2	gamma-Chlordane	1.7	U
8001-35-2	Toxaphene	170	U

1G - FORM I PEST

PESTICIDE ORGANICS ANALYSIS DATA SHEET

EPA SAMPLE NO.

MB-48324

Lab Name: MITKEM LABORATORIES Contract:

Lab Code: MITKEM Case No.: H2643 Mod. Ref No.: SDG No.: SH2643

Matrix: (SOIL/SED/WATER) SOIL Lab Sample ID: MB-48324

Sample wt/vol: 30.0 (g/mL) G Lab File ID: E4F4276F.D/E4F4276R.D

% Moisture: Decanted: (Y/N) Date Received:

Extraction: (Type) SONC Date Extracted: 12/30/2009

Concentrated Extract Volume: ~~5000~~ ~~10000~~ (uL) Date Analyzed: 01/06/2010

Injection Volume: 1.0 (uL) GPC Factor: ~~1.00~~ 2 1/11/10 AL Dilution Factor: 1.0

GPC Cleanup: (Y/N) Y pH: Sulfur Cleanup: (Y/N) Y

CAS NO.	COMPOUND	CONCENTRATION UNITS: (ug/L or ug/Kg) µG/KG	Q
319-84-6	alpha-BHC	1.7	U
319-85-7	beta-BHC	1.7	U
319-86-8	delta-BHC	1.7	U
58-89-9	gamma-BHC (Lindane)	1.7	U
76-44-8	Heptachlor	1.7	U
309-00-2	Aldrin	1.7	U
1024-57-3	Heptachlor epoxide	1.7	U
959-98-8	Endosulfan I	1.7	U
60-57-1	Dieldrin	3.3	U
72-55-9	4,4´-DDE	3.3	U
72-20-8	Endrin	3.3	U
33213-65-9	Endosulfan II	3.3	U
72-54-8	4,4´-DDD	3.3	U
1031-07-8	Endosulfan sulfate	3.3	U
50-29-3	4,4´-DDT	3.3	U
72-43-5	Methoxychlor	17	U
53494-70-5	Endrin ketone	3.3	U
7421-93-4	Endrin aldehyde	3.3	U
5103-71-9	alpha-Chlordane	1.7	U
5103-74-2	gamma-Chlordane	1.7	U
8001-35-2	Toxaphene	170	U

1G - FORM I PEST

PESTICIDE ORGANICS ANALYSIS DATA SHEET

EPA SAMPLE NO.

LCS-48332(1)

Lab Name: MITKEM LABORATORIES Contract:

Lab Code: MITKEM Case No.: H2643 Mod. Ref No.: SDG No.: SH2643

Matrix: (SOIL/SED/WATER) WATER Lab Sample ID: LCS-48332

Sample wt/vol: 1000 (g/mL) ML Lab File ID: E4F4229F.D

% Moisture: Decanted: (Y/N) Date Received:

Extraction: (Type) SEPF Date Extracted: 12/31/2009

Concentrated Extract Volume: 10000 (uL) Date Analyzed: 01/05/2010

Injection Volume: 1.0 (uL) GPC Factor: 1.00 Dilution Factor: 1.0

GPC Cleanup: (Y/N) N pH: Sulfur Cleanup: (Y/N) Y

CAS NO.	COMPOUND	CONCENTRATION UNITS: (ug/L or ug/Kg) µG/L	Q
319-84-6	alpha-BHC	0.17	
319-85-7	beta-BHC	0.19	
319-86-8	delta-BHC	0.20	
58-89-9	gamma-BHC (Lindane)	0.18	
76-44-8	Heptachlor	0.16	
309-00-2	Aldrin	0.16	
1024-57-3	Heptachlor epoxide	0.21	
959-98-8	Endosulfan I	0.20	
60-57-1	Dieldrin	0.43	
72-55-9	4,4´-DDE	0.38	
72-20-8	Endrin	0.43	
33213-65-9	Endosulfan II	0.42	
72-54-8	4,4´-DDD	0.40	
1031-07-8	Endosulfan sulfate	0.43	
50-29-3	4,4´-DDT	0.39	
72-43-5	Methoxychlor	2.0	
53494-70-5	Endrin ketone	0.44	
7421-93-4	Endrin aldehyde	0.24	
5103-71-9	alpha-Chlordane	0.20	
5103-74-2	gamma-Chlordane	0.20	
8001-35-2	Toxaphene	5.0	U

1G - FORM I PEST

PESTICIDE ORGANICS ANALYSIS DATA SHEET

EPA SAMPLE NO.

LCSD-48332(1)

Lab Name: MITKEM LABORATORIES Contract:

Lab Code: MITKEM Case No.: H2643 Mod. Ref No.: SDG No.: SH2643

Matrix: (SOIL/SED/WATER) WATER Lab Sample ID: LCSD-48332

Sample wt/vol: 1000 (g/mL) ML Lab File ID: E4F4230F.D

% Moisture: Decanted: (Y/N) Date Received:

Extraction: (Type) SEPF Date Extracted: 12/31/2009

Concentrated Extract Volume: 10000 (uL) Date Analyzed: 01/05/2010

Injection Volume: 1.0 (uL) GPC Factor: 1.00 Dilution Factor: 1.0

GPC Cleanup: (Y/N) N pH: Sulfur Cleanup: (Y/N) Y

CAS NO.	COMPOUND	CONCENTRATION UNITS: (ug/L or ug/Kg) µG/L	Q
319-84-6	alpha-BHC	0.17	
319-85-7	beta-BHC	0.19	
319-86-8	delta-BHC	0.19	
58-89-9	gamma-BHC (Lindane)	0.18	
76-44-8	Heptachlor	0.16	
309-00-2	Aldrin	0.16	
1024-57-3	Heptachlor epoxide	0.19	
959-98-8	Endosulfan I	0.19	
60-57-1	Dieldrin	0.41	
72-55-9	4,4´-DDE	0.33	
72-20-8	Endrin	0.40	
33213-65-9	Endosulfan II	0.40	
72-54-8	4,4´-DDD	0.39	
1031-07-8	Endosulfan sulfate	0.41	
50-29-3	4,4´-DDT	0.34	
72-43-5	Methoxychlor	1.8	
53494-70-5	Endrin ketone	0.41	
7421-93-4	Endrin aldehyde	0.24	
5103-71-9	alpha-Chlordane	0.18	
5103-74-2	gamma-Chlordane	0.18	
8001-35-2	Toxaphene	5.0	U

1G - FORM I PEST

PESTICIDE ORGANICS ANALYSIS DATA SHEET

EPA SAMPLE NO.

LCSD-48332(2)

Lab Name: MITKEM LABORATORIES Contract:

Lab Code: MITKEM Case No.: H2643 Mod. Ref No.: SDG No.: SH2643

Matrix: (SOIL/SED/WATER) WATER Lab Sample ID: LCSD-48332

Sample wt/vol: 1000 (g/mL) ML Lab File ID: E4F4230R.D

% Moisture: Decanted: (Y/N) Date Received:

Extraction: (Type) SEPF Date Extracted: 12/31/2009

Concentrated Extract Volume: 10000 (uL) Date Analyzed: 01/05/2010

Injection Volume: 1.0 (uL) GPC Factor: 1.00 Dilution Factor: 1.0

GPC Cleanup: (Y/N) N pH: Sulfur Cleanup: (Y/N) Y

CAS NO.	COMPOUND	CONCENTRATION UNITS: (ug/L or ug/Kg) µG/L	Q
319-84-6	alpha-BHC	0.18	
319-85-7	beta-BHC	0.20	
319-86-8	delta-BHC	0.19	
58-89-9	gamma-BHC (Lindane)	0.19	
76-44-8	Heptachlor	0.16	
309-00-2	Aldrin	0.17	
1024-57-3	Heptachlor epoxide	0.21	
959-98-8	Endosulfan I	0.20	
60-57-1	Dieldrin	0.42	
72-55-9	4,4´-DDE	0.36	
72-20-8	Endrin	0.42	
33213-65-9	Endosulfan II	0.42	
72-54-8	4,4´-DDD	0.41	
1031-07-8	Endosulfan sulfate	0.41	
50-29-3	4,4´-DDT	0.34	
72-43-5	Methoxychlor	1.8	
53494-70-5	Endrin ketone	0.43	
7421-93-4	Endrin aldehyde	0.24	
5103-71-9	alpha-Chlordane	0.19	
5103-74-2	gamma-Chlordane	0.19	
8001-35-2	Toxaphene	5.0	U

1G - FORM I PEST

PESTICIDE ORGANICS ANALYSIS DATA SHEET

EPA SAMPLE NO.

LCS-48322(1)

Lab Name: MITKEM LABORATORIES Contract:

Lab Code: MITKEM Case No.: H2643 Mod. Ref No.: SDG No.: SH2643

Matrix: (SOIL/SED/WATER) SOIL Lab Sample ID: LCS-48322

Sample wt/vol: 30 (g/mL) G Lab File ID: E4F4252F.D

% Moisture: Decanted: (Y/N) Date Received:

Extraction: (Type) SONC Date Extracted: 12/30/2009

Concentrated Extract Volume: ~~5000~~ 10000 (uL) Date Analyzed: 01/06/2010 1/11/10 AU

Injection Volume: 1.0 (uL) GPC Factor: ~~1.00~~ 2 Dilution Factor: 1.0

GPC Cleanup: (Y/N) Y pH: Sulfur Cleanup: (Y/N) Y

CAS NO.	COMPOUND	CONCENTRATION UNITS: (ug/L or ug/Kg) µG/KG	Q
319-84-6	alpha-BHC	5.5	
319-85-7	beta-BHC	6.0	
319-86-8	delta-BHC	5.7	
58-89-9	gamma-BHC (Lindane)	5.8	
76-44-8	Heptachlor	5.6	
309-00-2	Aldrin	5.9	
1024-57-3	Heptachlor epoxide	6.3	
959-98-8	Endosulfan I	6.4	
60-57-1	Dieldrin	13	
72-55-9	4,4´-DDE	13	
72-20-8	Endrin	13	
33213-65-9	Endosulfan II	13	
72-54-8	4,4´-DDD	12	
1031-07-8	Endosulfan sulfate	13	
50-29-3	4,4´-DDT	13	
72-43-5	Methoxychlor	62	
53494-70-5	Endrin ketone	13	
7421-93-4	Endrin aldehyde	7.8	
5103-71-9	alpha-Chlordane	6.1	
5103-74-2	gamma-Chlordane	6.3	
8001-35-2	Toxaphene	170	U

1G - FORM I PEST

PESTICIDE ORGANICS ANALYSIS DATA SHEET

EPA SAMPLE NO.

LCS-48322(2)

Lab Name: MITKEM LABORATORIES Contract:

Lab Code: MITKEM Case No.: H2643 Mod. Ref No.: SDG No.: SH2643

Matrix: (SOIL/SED/WATER) SOIL Lab Sample ID: LCS-48322

Sample wt/vol: 30 (g/mL) G Lab File ID: E4F4252R.D

% Moisture: Decanted: (Y/N) Date Received:

Extraction: (Type) SONC Date Extracted: 12/30/2009

Concentrated Extract Volume: ~~9000~~ ~~10000~~ (uL) Date Analyzed: 01/06/2010

Injection Volume: 1.0 (uL) GPC Factor: ~~1.00~~ 2 Dilution Factor: 1.0

GPC Cleanup: (Y/N) Y pH: Sulfur Cleanup: (Y/N) Y

CAS NO.	COMPOUND	CONCENTRATION UNITS: (ug/L or ug/Kg) µG/KG	Q
319-84-6	alpha-BHC	5.7	
319-85-7	beta-BHC	6.3	
319-86-8	delta-BHC	6.0	
58-89-9	gamma-BHC (Lindane)	6.1	
76-44-8	Heptachlor	5.5	
309-00-2	Aldrin	6.3	
1024-57-3	Heptachlor epoxide	6.7	
959-98-8	Endosulfan I	6.6	
60-57-1	Dieldrin	14	
72-55-9	4,4´-DDE	14	
72-20-8	Endrin	14	
33213-65-9	Endosulfan II	14	
72-54-8	4,4´-DDD	14	
1031-07-8	Endosulfan sulfate	13	
50-29-3	4,4´-DDT	13	
72-43-5	Methoxychlor	62	
53494-70-5	Endrin ketone	14	
7421-93-4	Endrin aldehyde	8.4	
5103-71-9	alpha-Chlordane	6.8	
5103-74-2	gamma-Chlordane	6.7	
8001-35-2	Toxaphene	170	U

1G - FORM I PEST

PESTICIDE ORGANICS ANALYSIS DATA SHEET

EPA SAMPLE NO.

LCS-48324(1)

Lab Name: MITKEM LABORATORIES Contract:

Lab Code: MITKEM Case No.: H2643 Mod. Ref No.: SDG No.: SH2643

Matrix: (SOIL/SED/WATER) SOIL Lab Sample ID: LCS-48324

Sample wt/vol: 30 (g/mL) G Lab File ID: E4F4277F.D

% Moisture: Decanted: (Y/N) Date Received:

Extraction: (Type) SONC Date Extracted: 12/30/2009

Concentrated Extract Volume: ~~5000~~ 10000 (uL) Date Analyzed: 01/06/2010

1/11/10 AJ

Injection Volume: 1.0 (uL) GPC Factor: ~~1.00~~ 2 Dilution Factor: 1.0

GPC Cleanup: (Y/N) Y pH: Sulfur Cleanup: (Y/N) Y

CAS NO.	COMPOUND	CONCENTRATION UNITS: (ug/L or ug/Kg) µG/KG	Q
319-84-6	alpha-BHC	5.7	
319-85-7	beta-BHC	5.2	
319-86-8	delta-BHC	6.7	
58-89-9	gamma-BHC (Lindane)	5.4	
76-44-8	Heptachlor	6.1	
309-00-2	Aldrin	6.1	
1024-57-3	Heptachlor epoxide	6.5	
959-98-8	Endosulfan I	6.3	
60-57-1	Dieldrin	13	
72-55-9	4,4´-DDE	14	
72-20-8	Endrin	13	
33213-65-9	Endosulfan II	13	
72-54-8	4,4´-DDD	13	
1031-07-8	Endosulfan sulfate	14	
50-29-3	4,4´-DDT	14	
72-43-5	Methoxychlor	68	
53494-70-5	Endrin ketone	14	
7421-93-4	Endrin aldehyde	11	
5103-71-9	alpha-Chlordane	6.5	
5103-74-2	gamma-Chlordane	6.6	
8001-35-2	Toxaphene	170	U

1G - FORM I PEST

PESTICIDE ORGANICS ANALYSIS DATA SHEET

EPA SAMPLE NO.

LCS-48324(2)

Lab Name: MITKEM LABORATORIES Contract:

Lab Code: MITKEM Case No.: H2643 Mod. Ref No.: SDG No.: SH2643

Matrix: (SOIL/SED/WATER) SOIL Lab Sample ID: LCS-48324

Sample wt/vol: 30 (g/mL) G Lab File ID: E4F4277R.D

% Moisture: Decanted: (Y/N) Date Received:

Extraction: (Type) SONC Date Extracted: 12/30/2009

Concentrated Extract Volume: ~~2000~~ 10000 (uL) Date Analyzed: 01/06/2010

Injection Volume: 1.0 (uL) GPC Factor: ~~1.00~~ 2 1/11/10 AD Dilution Factor: 1.0

GPC Cleanup: (Y/N) Y pH: Sulfur Cleanup: (Y/N) Y

CAS NO.	COMPOUND	CONCENTRATION UNITS: (ug/L or ug/Kg) µG/KG	Q
319-84-6	alpha-BHC	6.0	
319-85-7	beta-BHC	6.6	
319-86-8	delta-BHC	6.9	
58-89-9	gamma-BHC (Lindane)	6.4	
76-44-8	Heptachlor	5.9	
309-00-2	Aldrin	6.3	
1024-57-3	Heptachlor epoxide	6.5	
959-98-8	Endosulfan I	6.2	
60-57-1	Dieldrin	14	
72-55-9	4,4´-DDE	14	
72-20-8	Endrin	14	
33213-65-9	Endosulfan II	14	
72-54-8	4,4´-DDD	14	
1031-07-8	Endosulfan sulfate	13	
50-29-3	4,4´-DDT	14	
72-43-5	Methoxychlor	65	
53494-70-5	Endrin ketone	14	
7421-93-4	Endrin aldehyde	11	
5103-71-9	alpha-Chlordane	6.5	
5103-74-2	gamma-Chlordane	6.5	
8001-35-2	Toxaphene	170	U

1G - FORM I PEST

PESTICIDE ORGANICS ANALYSIS DATA SHEET

EPA SAMPLE NO.

690-SS-8(0-2")-O MS(1)

Lab Name: MITKEM LABORATORIES Contract:

Lab Code: MITKEM Case No.: H2643 Mod. Ref No.: SDG No.: SH2643

Matrix: (SOIL/SED/WATER) SOIL Lab Sample ID: H2643-13AMS

Sample wt/vol: 30.5 (g/mL) G Lab File ID: E4F4268F.D

% Moisture: 12 Decanted: (Y/N) N Date Received: 12/29/2009

Extraction: (Type) SONC Date Extracted: 12/30/2009

Concentrated Extract Volume: ~~5000~~ ~~10000~~ (uL) Date Analyzed: 01/06/2010

2 1/11/10 AU

Injection Volume: 1.0 (uL) GPC Factor: ~~1.00~~ Dilution Factor: 1.0

GPC Cleanup: (Y/N) Y pH: Sulfur Cleanup: (Y/N) Y

CAS NO.	COMPOUND	CONCENTRATION UNITS: (ug/L or ug/Kg) µG/KG	Q
319-84-6	alpha-BHC	4.8	
319-85-7	beta-BHC	6.3	
319-86-8	delta-BHC	5.5	
58-89-9	gamma-BHC (Lindane)	5.2	
76-44-8	Heptachlor	5.2	
309-00-2	Aldrin	4.9	
1024-57-3	Heptachlor epoxide	4.9	
959-98-8	Endosulfan I	4.5	
60-57-1	Dieldrin	11	
72-55-9	4,4´-DDE	10	
72-20-8	Endrin	10	
33213-65-9	Endosulfan II	10	
72-54-8	4,4´-DDD	12	
1031-07-8	Endosulfan sulfate	10	
50-29-3	4,4´-DDT	13	
72-43-5	Methoxychlor	56	
53494-70-5	Endrin ketone	11	
7421-93-4	Endrin aldehyde	11	
5103-71-9	alpha-Chlordane	4.8	
5103-74-2	gamma-Chlordane	4.6	
8001-35-2	Toxaphene	190	U

1G - FORM I PEST

PESTICIDE ORGANICS ANALYSIS DATA SHEET

EPA SAMPLE NO.

690-SS-8(0-2")-O MS(2)

Lab Name: MITKEM LABORATORIES Contract:

Lab Code: MITKEM Case No.: H2643 Mod. Ref No.: SDG No.: SH2643

Matrix: (SOIL/SED/WATER) SOIL Lab Sample ID: H2643-13AMS

Sample wt/vol: 30.5 (g/mL) G Lab File ID: E4F4268R.D

% Moisture: 12 Decanted: (Y/N) N Date Received: 12/29/2009

Extraction: (Type) SONC Date Extracted: 12/30/2009

Concentrated Extract Volume: ~~5000~~ 10000 (uL) Date Analyzed: 01/06/2010

Injection Volume: 1.0 (uL) GPC Factor: ~~1.00~~ 2 Dilution Factor: 1.0

GPC Cleanup: (Y/N) Y pH: Sulfur Cleanup: (Y/N) Y

CAS NO.	COMPOUND	CONCENTRATION UNITS: (ug/L or ug/Kg) µG/KG	Q
319-84-6	alpha-BHC	4.9	
319-85-7	beta-BHC	5.0	
319-86-8	delta-BHC	5.4	
58-89-9	gamma-BHC (Lindane)	5.6	
76-44-8	Heptachlor	4.8	
309-00-2	Aldrin	5.1	
1024-57-3	Heptachlor epoxide	5.6	
959-98-8	Endosulfan I	4.6	
60-57-1	Dieldrin	11	
72-55-9	4,4´-DDE	9.3	
72-20-8	Endrin	11	
33213-65-9	Endosulfan II	12	
72-54-8	4,4´-DDD	13	
1031-07-8	Endosulfan sulfate	11	
50-29-3	4,4´-DDT	12	
72-43-5	Methoxychlor	54	
53494-70-5	Endrin ketone	10	
7421-93-4	Endrin aldehyde	9.0	
5103-71-9	alpha-Chlordane	4.6	
5103-74-2	gamma-Chlordane	4.8	
8001-35-2	Toxaphene	190	U

1G - FORM I PEST

PESTICIDE ORGANICS ANALYSIS DATA SHEET

EPA SAMPLE NO.

690-SS-8(0-2")-O MSD(1)

Lab Name: MITKEM LABORATORIES Contract:

Lab Code: MITKEM Case No.: H2643 Mod. Ref No.: SDG No.: SH2643

Matrix: (SOIL/SED/WATER) SOIL Lab Sample ID: H2643-13AMSD

Sample wt/vol: 30.1 (g/mL) G Lab File ID: E4F4269F.D

% Moisture: 12 Decanted: (Y/N) N Date Received: 12/29/2009

Extraction: (Type) SONC Date Extracted: 12/30/2009

Concentrated Extract Volume: ~~5000~~ ~~10000~~ (uL) Date Analyzed: 01/06/2010

2

1/11/10 KJ

Injection Volume: 1.0 (uL) GPC Factor: ~~1.00~~ Dilution Factor: 1.0

GPC Cleanup: (Y/N) Y pH: Sulfur Cleanup: (Y/N) Y

CAS NO.	COMPOUND	CONCENTRATION UNITS: (ug/L or ug/Kg) µG/KG	Q
319-84-6	alpha-BHC	5.8	
319-85-7	beta-BHC	6.7	
319-86-8	delta-BHC	6.4	
58-89-9	gamma-BHC (Lindane)	6.1	
76-44-8	Heptachlor	6.1	
309-00-2	Aldrin	5.8	
1024-57-3	Heptachlor epoxide	6.4	
959-98-8	Endosulfan I	5.3	
60-57-1	Dieldrin	13	
72-55-9	4,4´-DDE	12	
72-20-8	Endrin	12	
33213-65-9	Endosulfan II	12	
72-54-8	4,4´-DDD	14	
1031-07-8	Endosulfan sulfate	12	
50-29-3	4,4´-DDT	14	
72-43-5	Methoxychlor	64	
53494-70-5	Endrin ketone	13	
7421-93-4	Endrin aldehyde	11	
5103-71-9	alpha-Chlordane	5.7	
5103-74-2	gamma-Chlordane	5.7	
8001-35-2	Toxaphene	190	U

1G - FORM I PEST

PESTICIDE ORGANICS ANALYSIS DATA SHEET

EPA SAMPLE NO.

690-SS-8(0-2")-O MSD(2)

Lab Name: MITKEM LABORATORIES Contract:

Lab Code: MITKEM Case No.: H2643 Mod. Ref No.: SDG No.: SH2643

Matrix: (SOIL/SED/WATER) SOIL Lab Sample ID: H2643-13AMSD

Sample wt/vol: 30.1 (g/mL) G Lab File ID: E4F4269R.D

% Moisture: 12 Decanted: (Y/N) N Date Received: 12/29/2009

Extraction: (Type) SONC Date Extracted: 12/30/2009

Concentrated Extract Volume: ~~5000~~ ~~10000~~ (uL) Date Analyzed: 01/06/2010 1/11/10 AC

Injection Volume: 1.0 (uL) GPC Factor: ~~1.00~~ 2 Dilution Factor: 1.0

GPC Cleanup: (Y/N) Y pH: Sulfur Cleanup: (Y/N) Y

CAS NO.	COMPOUND	CONCENTRATION UNITS: (ug/L or ug/Kg) µG/KG	Q
319-84-6	alpha-BHC	5.9	
319-85-7	beta-BHC	6.1	
319-86-8	delta-BHC	6.4	
58-89-9	gamma-BHC (Lindane)	6.3	
76-44-8	Heptachlor	5.6	
309-00-2	Aldrin	6.4	
1024-57-3	Heptachlor epoxide	6.6	
959-98-8	Endosulfan I	5.6	
60-57-1	Dieldrin	13	
72-55-9	4,4´-DDE	13	
72-20-8	Endrin	13	
33213-65-9	Endosulfan II	15	
72-54-8	4,4´-DDD	14	
1031-07-8	Endosulfan sulfate	13	
50-29-3	4,4´-DDT	15	
72-43-5	Methoxychlor	63	
53494-70-5	Endrin ketone	12	
7421-93-4	Endrin aldehyde	11	
5103-71-9	alpha-Chlordane	5.7	
5103-74-2	gamma-Chlordane	5.7	
8001-35-2	Toxaphene	190	U

1G - FORM I PEST

PESTICIDE ORGANICS ANALYSIS DATA SHEET

EPA SAMPLE NO.

690-SS-9(0-2")-O MS(1)

Lab Name: MITKEM LABORATORIES Contract:

Lab Code: MITKEM Case No.: H2643 Mod. Ref No.: SDG No.: SH2643

Matrix: (SOIL/SED/WATER) SOIL Lab Sample ID: H2643-15AMS

Sample wt/vol: 30.4 (g/mL) G Lab File ID: E4F4279F.D

% Moisture: 15 Decanted: (Y/N) N Date Received: 12/29/2009

Extraction: (Type) SONC Date Extracted: 12/30/2009

Concentrated Extract Volume: ~~5000~~ 10000 (uL) Date Analyzed: 01/06/2010

Injection Volume: 1.0 (uL) GPC Factor: ~~1.00~~ = 1/11/10 AU Dilution Factor: 1.0

GPC Cleanup: (Y/N) Y pH: Sulfur Cleanup: (Y/N) Y

CAS NO.	COMPOUND	CONCENTRATION UNITS: (ug/L or ug/Kg) µG/KG	Q
319-84-6	alpha-BHC	5.5	
319-85-7	beta-BHC	6.9	
319-86-8	delta-BHC	6.5	
58-89-9	gamma-BHC (Lindane)	5.9	
76-44-8	Heptachlor	6.4	
309-00-2	Aldrin	6.1	
1024-57-3	Heptachlor epoxide	6.5	
959-98-8	Endosulfan I	6.1	
60-57-1	Dieldrin	18	
72-55-9	4,4´-DDE	15	
72-20-8	Endrin	14	
33213-65-9	Endosulfan II	13	
72-54-8	4,4´-DDD	14	
1031-07-8	Endosulfan sulfate	14	
50-29-3	4,4´-DDT	15	
72-43-5	Methoxychlor	70	
53494-70-5	Endrin ketone	14	
7421-93-4	Endrin aldehyde	13	
5103-71-9	alpha-Chlordane	7.3	
5103-74-2	gamma-Chlordane	6.5	
8001-35-2	Toxaphene	200	U

1G - FORM I PEST

PESTICIDE ORGANICS ANALYSIS DATA SHEET

EPA SAMPLE NO.

690-SS-9(0-2")-O MS(2)

Lab Name: MITKEM LABORATORIES Contract:

Lab Code: MITKEM Case No.: H2643 Mod. Ref No.: SDG No.: SH2643

Matrix: (SOIL/SED/WATER) SOIL Lab Sample ID: H2643-15AMS

Sample wt/vol: 30.4 (g/mL) G Lab File ID: E4F4279R.D

% Moisture: 15 Decanted: (Y/N) N Date Received: 12/29/2009

Extraction: (Type) SONC Date Extracted: 12/30/2009

Concentrated Extract Volume: ~~2000~~ 10000 (uL) Date Analyzed: 01/06/2010

Injection Volume: 1.0 (uL) GPC Factor: ~~1.00~~ 2 Dilution Factor: 1.0

GPC Cleanup: (Y/N) Y pH: Sulfur Cleanup: (Y/N) Y

CAS NO.	COMPOUND	CONCENTRATION UNITS: (ug/L or ug/Kg) µG/KG	Q
319-84-6	alpha-BHC	5.7	
319-85-7	beta-BHC	6.2	
319-86-8	delta-BHC	7.0	
58-89-9	gamma-BHC (Lindane)	6.4	
76-44-8	Heptachlor	6.0	
309-00-2	Aldrin	7.3	
1024-57-3	Heptachlor epoxide	6.7	
959-98-8	Endosulfan I	5.8	
60-57-1	Dieldrin	20	
72-55-9	4,4´-DDE	15	
72-20-8	Endrin	14	
33213-65-9	Endosulfan II	14	
72-54-8	4,4´-DDD	15	
1031-07-8	Endosulfan sulfate	14	
50-29-3	4,4´-DDT	15	
72-43-5	Methoxychlor	71	
53494-70-5	Endrin ketone	14	
7421-93-4	Endrin aldehyde	12	
5103-71-9	alpha-Chlordane	6.3	
5103-74-2	gamma-Chlordane	6.4	
8001-35-2	Toxaphene	200	U

1G - FORM I PEST

PESTICIDE ORGANICS ANALYSIS DATA SHEET

EPA SAMPLE NO.

690-SS-9(0-2")-O MSD(1)

Lab Name: MITKEM LABORATORIES Contract:

Lab Code: MITKEM Case No.: H2643 Mod. Ref No.: SDG No.: SH2643

Matrix: (SOIL/SED/WATER) SOIL Lab Sample ID: H2643-15AMSD

Sample wt/vol: 30.5 (g/mL) G Lab File ID: E4F4280F.D

% Moisture: 15 Decanted: (Y/N) N Date Received: 12/29/2009

Extraction: (Type) SONC Date Extracted: 12/30/2009

Concentrated Extract Volume: ~~5000~~ 10000 (uL) Date Analyzed: 01/06/2010

Injection Volume: 1.0 (uL) GPC Factor: ~~1.00~~ 2 Dilution Factor: 1.0

GPC Cleanup: (Y/N) Y pH: Sulfur Cleanup: (Y/N) Y

CAS NO.	COMPOUND	CONCENTRATION UNITS: (ug/L or ug/Kg) µG/KG	Q
319-84-6	alpha-BHC	6.1	
319-85-7	beta-BHC	7.4	
319-86-8	delta-BHC	7.0	
58-89-9	gamma-BHC (Lindane)	6.6	
76-44-8	Heptachlor	6.6	
309-00-2	Aldrin	6.6	
1024-57-3	Heptachlor epoxide	6.8	
959-98-8	Endosulfan I	6.5	
60-57-1	Dieldrin	18	
72-55-9	4,4'-DDE	14	
72-20-8	Endrin	14	
33213-65-9	Endosulfan II	13	
72-54-8	4,4'-DDD	14	
1031-07-8	Endosulfan sulfate	14	
50-29-3	4,4'-DDT	15	
72-43-5	Methoxychlor	71	
53494-70-5	Endrin ketone	14	
7421-93-4	Endrin aldehyde	13	
5103-71-9	alpha-Chlordane	6.8	
5103-74-2	gamma-Chlordane	6.6	
8001-35-2	Toxaphene	200	U

1G - FORM I PEST

PESTICIDE ORGANICS ANALYSIS DATA SHEET

EPA SAMPLE NO.

690-SS-9(0-2")-O MSD(2)

Lab Name: MITKEM LABORATORIES Contract:

Lab Code: MITKEM Case No.: H2643 Mod. Ref No.: SDG No.: SH2643

Matrix: (SOIL/SED/WATER) SOIL Lab Sample ID: H2643-15AMSD

Sample wt/vol: 30.5 (g/mL) G Lab File ID: E4F4280R.D

% Moisture: 15 Decanted: (Y/N) N Date Received: 12/29/2009

Extraction: (Type) SONC Date Extracted: 12/30/2009

Concentrated Extract Volume: ~~4000~~ ~~10000~~ (uL) Date Analyzed: 01/06/2010

2 1/11/10AU

Injection Volume: 1.0 (uL) GPC Factor: ~~1.00~~ Dilution Factor: 1.0

GPC Cleanup: (Y/N) Y pH: Sulfur Cleanup: (Y/N) Y

CAS NO.	COMPOUND	CONCENTRATION UNITS: (ug/L or ug/Kg) µG/KG	Q
319-84-6	alpha-BHC	6.3	
319-85-7	beta-BHC	6.7	
319-86-8	delta-BHC	7.6	
58-89-9	gamma-BHC (Lindane)	7.0	
76-44-8	Heptachlor	6.5	
309-00-2	Aldrin	7.6	
1024-57-3	Heptachlor epoxide	7.0	
959-98-8	Endosulfan I	6.1	
60-57-1	Dieldrin	19	
72-55-9	4,4´-DDE	15	
72-20-8	Endrin	15	
33213-65-9	Endosulfan II	14	
72-54-8	4,4´-DDD	15	
1031-07-8	Endosulfan sulfate	14	
50-29-3	4,4´-DDT	15	
72-43-5	Methoxychlor	73	
53494-70-5	Endrin ketone	15	
7421-93-4	Endrin aldehyde	13	
5103-71-9	alpha-Chlordane	6.7	
5103-74-2	gamma-Chlordane	6.6	
8001-35-2	Toxaphene	200	U

1H - FORM I ARO

AROCLOR ORGANICS ANALYSIS DATA SHEET

EPA SAMPLE NO.

690-SS-1(0-2")-O

Lab Name: MITKEM LABORATORIES Contract:

Lab Code: MITKEM Case No.: H2643 Mod. Ref No.: SDG No.: SH2643

Matrix: (SOIL/SED/WATER) SOIL Lab Sample ID: H2643-01A

Sample wt/vol: 30.1 (g/mL) G Lab File ID: E2H9707F.D/E2H9707R.D

% Moisture: 18 Decanted: (Y/N) N Date Received: 12/29/2009

Extraction: (Type) SONC Date Extracted: 12/30/2009

Concentrated Extract Volume: 10000 (uL) Date Analyzed: 01/07/2010

Injection Volume: 1.0 (uL) GPC Factor: 1.00 Dilution Factor: 1.0

GPC Cleanup: (Y/N) Y pH: Sulfur Cleanup: (Y/N) Y

Acid Cleanup: (Y/N) Y

CAS NO.	COMPOUND	CONCENTRATION UNITS: (ug/L or ug/Kg) µG/KG	Q
12674-11-2	Aroclor-1016	40	U
11104-28-2	Aroclor-1221	40	U
11141-16-5	Aroclor-1232	40	U
53469-21-9	Aroclor-1242	40	U
12672-29-6	Aroclor-1248	40	U
11097-69-1	Aroclor-1254	40	U
11096-82-5	Aroclor-1260	40	U

1H - FORM I ARO

AROCLOR ORGANICS ANALYSIS DATA SHEET

EPA SAMPLE NO.

690-SS-1(2"-2')-O

Lab Name: MITKEM LABORATORIES Contract:

Lab Code: MITKEM Case No.: H2643 Mod. Ref No.: SDG No.: SH2643

Matrix: (SOIL/SED/WATER) SOIL Lab Sample ID: H2643-02A

Sample wt/vol: 30.3 (g/mL) G Lab File ID: E2H9708F.D/E2H9708R.D

% Moisture: 14 Decanted: (Y/N) N Date Received: 12/29/2009

Extraction: (Type) SONC Date Extracted: 12/30/2009

Concentrated Extract Volume: 10000 (uL) Date Analyzed: 01/07/2010

Injection Volume: 1.0 (uL) GPC Factor: 1.00 Dilution Factor: 1.0

GPC Cleanup: (Y/N) Y pH: Sulfur Cleanup: (Y/N) Y

Acid Cleanup: (Y/N) Y

CAS NO.	COMPOUND	CONCENTRATION UNITS: (ug/L or ug/Kg) µG/KG	Q
12674-11-2	Aroclor-1016	38	U
11104-28-2	Aroclor-1221	38	U
11141-16-5	Aroclor-1232	38	U
53469-21-9	Aroclor-1242	38	U
12672-29-6	Aroclor-1248	38	U
11097-69-1	Aroclor-1254	38	U
11096-82-5	Aroclor-1260	38	U

1H - FORM I ARO

AROCLOR ORGANICS ANALYSIS DATA SHEET

EPA SAMPLE NO.

690-SS-2(0-2")-O

Lab Name: MITKEM LABORATORIES Contract:

Lab Code: MITKEM Case No.: H2643 Mod. Ref No.: SDG No.: SH2643

Matrix: (SOIL/SED/WATER) SOIL Lab Sample ID: H2643-03A

Sample wt/vol: 30.3 (g/mL) G Lab File ID: E2H9709F.D/E2H9709R.D

% Moisture: 19 Decanted: (Y/N) N Date Received: 12/29/2009

Extraction: (Type) SONC Date Extracted: 12/30/2009

Concentrated Extract Volume: 10000 (uL) Date Analyzed: 01/07/2010

Injection Volume: 1.0 (uL) GPC Factor: 1.00 Dilution Factor: 1.0

GPC Cleanup: (Y/N) Y pH: Sulfur Cleanup: (Y/N) Y

Acid Cleanup: (Y/N) Y

CAS NO.	COMPOUND	CONCENTRATION UNITS: (ug/L or ug/Kg) µG/KG	Q
12674-11-2	Aroclor-1016	40	U
11104-28-2	Aroclor-1221	40	U
11141-16-5	Aroclor-1232	40	U
53469-21-9	Aroclor-1242	40	U
12672-29-6	Aroclor-1248	40	U
11097-69-1	Aroclor-1254	40	U
11096-82-5	Aroclor-1260	40	U

1H - FORM I ARO

AROCLOR ORGANICS ANALYSIS DATA SHEET

EPA SAMPLE NO.

690-SS-2(2"-2')-O

Lab Name: MITKEM LABORATORIES Contract:

Lab Code: MITKEM Case No.: H2643 Mod. Ref No.: SDG No.: SH2643

Matrix: (SOIL/SED/WATER) SOIL Lab Sample ID: H2643-04A

Sample wt/vol: 30.2 (g/mL) G Lab File ID: E2H9710F.D/E2H9710R.D

% Moisture: 9.0 Decanted: (Y/N) N Date Received: 12/29/2009

Extraction: (Type) SONC Date Extracted: 12/30/2009

Concentrated Extract Volume: 10000 (uL) Date Analyzed: 01/07/2010

Injection Volume: 1.0 (uL) GPC Factor: 1.00 Dilution Factor: 1.0

GPC Cleanup: (Y/N) Y pH: Sulfur Cleanup: (Y/N) Y

Acid Cleanup: (Y/N) Y

CAS NO.	COMPOUND	CONCENTRATION UNITS: (ug/L or ug/Kg) µG/KG	Q
12674-11-2	Aroclor-1016	36	U
11104-28-2	Aroclor-1221	36	U
11141-16-5	Aroclor-1232	36	U
53469-21-9	Aroclor-1242	36	U
12672-29-6	Aroclor-1248	36	U
11097-69-1	Aroclor-1254	36	U
11096-82-5	Aroclor-1260	36	U

1H - FORM I ARO

AROCLOR ORGANICS ANALYSIS DATA SHEET

EPA SAMPLE NO.

690-SS-3(0"-2")-O

Lab Name: MITKEM LABORATORIES Contract:

Lab Code: MITKEM Case No.: H2643 Mod. Ref No.: SDG No.: SH2643

Matrix: (SOIL/SED/WATER) SOIL Lab Sample ID: H2643-05A

Sample wt/vol: 30.5 (g/mL) G Lab File ID: E2H9711F.D/E2H9711R.D

% Moisture: 20 Decanted: (Y/N) N Date Received: 12/29/2009

Extraction: (Type) SONC Date Extracted: 12/30/2009

Concentrated Extract Volume: 10000 (uL) Date Analyzed: 01/07/2010

Injection Volume: 1.0 (uL) GPC Factor: 1.00 Dilution Factor: 1.0

GPC Cleanup: (Y/N) Y pH: Sulfur Cleanup: (Y/N) Y

Acid Cleanup: (Y/N) Y

CAS NO.	COMPOUND	CONCENTRATION UNITS: µG/KG (ug/L or ug/Kg)	Q
12674-11-2	Aroclor-1016	41	U
11104-28-2	Aroclor-1221	41	U
11141-16-5	Aroclor-1232	41	U
53469-21-9	Aroclor-1242	41	U
12672-29-6	Aroclor-1248	41	U
11097-69-1	Aroclor-1254	41	U
11096-82-5	Aroclor-1260	41	U

1H - FORM I ARO

AROCLOR ORGANICS ANALYSIS DATA SHEET

EPA SAMPLE NO.

690-SS-3(2"-2')-O

Lab Name: MITKEM LABORATORIES Contract:

Lab Code: MITKEM Case No.: H2643 Mod. Ref No.: SDG No.: SH2643

Matrix: (SOIL/SED/WATER) SOIL Lab Sample ID: H2643-06A

Sample wt/vol: 30.3 (g/mL) G Lab File ID: E2H9712F.D/E2H9712R.D

% Moisture: 13 Decanted: (Y/N) N Date Received: 12/29/2009

Extraction: (Type) SONC Date Extracted: 12/30/2009

Concentrated Extract Volume: 10000 (uL) Date Analyzed: 01/07/2010

Injection Volume: 1.0 (uL) GPC Factor: 1.00 Dilution Factor: 1.0

GPC Cleanup: (Y/N) Y pH: Sulfur Cleanup: (Y/N) Y

Acid Cleanup: (Y/N) Y

CAS NO.	COMPOUND	CONCENTRATION UNITS: (ug/L or ug/Kg) µG/KG	Q
12674-11-2	Aroclor-1016	38	U
11104-28-2	Aroclor-1221	38	U
11141-16-5	Aroclor-1232	38	U
53469-21-9	Aroclor-1242	38	U
12672-29-6	Aroclor-1248	38	U
11097-69-1	Aroclor-1254	38	U
11096-82-5	Aroclor-1260	38	U

1H - FORM I ARO

AROCLOR ORGANICS ANALYSIS DATA SHEET

EPA SAMPLE NO.

690-SS-4(0-2")-O

Lab Name: MITKEM LABORATORIES Contract:

Lab Code: MITKEM Case No.: H2643 Mod. Ref No.: SDG No.: SH2643

Matrix: (SOIL/SED/WATER) SOIL Lab Sample ID: H2643-07A

Sample wt/vol: 30.5 (g/mL) G Lab File ID: E2H9713F.D/E2H9713R.D

% Moisture: 16 Decanted: (Y/N) N Date Received: 12/29/2009

Extraction: (Type) SONC Date Extracted: 12/30/2009

Concentrated Extract Volume: 10000 (uL) Date Analyzed: 01/07/2010

Injection Volume: 1.0 (uL) GPC Factor: 1.00 Dilution Factor: 1.0

GPC Cleanup: (Y/N) Y pH: Sulfur Cleanup: (Y/N) Y

Acid Cleanup: (Y/N) Y

CAS NO.	COMPOUND	CONCENTRATION UNITS: (ug/L or ug/Kg) µG/KG	Q
12674-11-2	Aroclor-1016	39	U
11104-28-2	Aroclor-1221	39	U
11141-16-5	Aroclor-1232	39	U
53469-21-9	Aroclor-1242	39	U
12672-29-6	Aroclor-1248	39	U
11097-69-1	Aroclor-1254	39	U
11096-82-5	Aroclor-1260	39	U

1H - FORM I ARO

AROCLOR ORGANICS ANALYSIS DATA SHEET

EPA SAMPLE NO.

690-SS-4(2"-2')-O

Lab Name: MITKEM LABORATORIES Contract:

Lab Code: MITKEM Case No.: H2643 Mod. Ref No.: SDG No.: SH2643

Matrix: (SOIL/SED/WATER) SOIL Lab Sample ID: H2643-08A

Sample wt/vol: 30.5 (g/mL) G Lab File ID: E2H9714F.D/E2H9714R.D

% Moisture: 7.0 Decanted: (Y/N) N Date Received: 12/29/2009

Extraction: (Type) SONC Date Extracted: 12/30/2009

Concentrated Extract Volume: 10000 (uL) Date Analyzed: 01/07/2010

Injection Volume: 1.0 (uL) GPC Factor: 1.00 Dilution Factor: 1.0

GPC Cleanup: (Y/N) Y pH: Sulfur Cleanup: (Y/N) Y

Acid Cleanup: (Y/N) Y

CAS NO.	COMPOUND	CONCENTRATION UNITS: (ug/L or ug/Kg) µG/KG	Q
12674-11-2	Aroclor-1016	35	U
11104-28-2	Aroclor-1221	35	U
11141-16-5	Aroclor-1232	35	U
53469-21-9	Aroclor-1242	35	U
12672-29-6	Aroclor-1248	35	U
11097-69-1	Aroclor-1254	35	U
11096-82-5	Aroclor-1260	~~140~~ 190	

1H - FORM I ARO

AROCLOR ORGANICS ANALYSIS DATA SHEET

EPA SAMPLE NO.

690-SS-5(0-2")-O

Lab Name: MITKEM LABORATORIES Contract:

Lab Code: MITKEM Case No.: H2643 Mod. Ref No.: SDG No.: SH2643

Matrix: (SOIL/SED/WATER) SOIL Lab Sample ID: H2643-09A

Sample wt/vol: 30.4 (g/mL) G Lab File ID: E2H9715F.D/E2H9715R.D

% Moisture: 15 Decanted: (Y/N) N Date Received: 12/29/2009

Extraction: (Type) SONC Date Extracted: 12/30/2009

Concentrated Extract Volume: 10000 (uL) Date Analyzed: 01/07/2010

Injection Volume: 1.0 (uL) GPC Factor: 1.00 Dilution Factor: 1.0

GPC Cleanup: (Y/N) Y pH: Sulfur Cleanup: (Y/N) Y

Acid Cleanup: (Y/N) Y

CAS NO.	COMPOUND	CONCENTRATION UNITS: (ug/L or ug/Kg) µG/KG	Q
12674-11-2	Aroclor-1016	38	U
11104-28-2	Aroclor-1221	38	U
11141-16-5	Aroclor-1232	38	U
53469-21-9	Aroclor-1242	38	U
12672-29-6	Aroclor-1248	38	U
11097-69-1	Aroclor-1254	38	U
11096-82-5	Aroclor-1260	38	U

1H - FORM I ARO

AROCLOR ORGANICS ANALYSIS DATA SHEET

EPA SAMPLE NO.

690-SS-5(2"-2')-O

Lab Name: MITKEM LABORATORIES Contract:

Lab Code: MITKEM Case No.: H2643 Mod. Ref No.: SDG No.: SH2643

Matrix: (SOIL/SED/WATER) SOIL Lab Sample ID: H2643-10A

Sample wt/vol: 30.2 (g/mL) G Lab File ID: E2H9716F.D/E2H9716R.D

% Moisture: 17 Decanted: (Y/N) N Date Received: 12/29/2009

Extraction: (Type) SONC Date Extracted: 12/30/2009

Concentrated Extract Volume: 10000 (uL) Date Analyzed: 01/07/2010

Injection Volume: 1.0 (uL) GPC Factor: 1.00 Dilution Factor: 1.0

GPC Cleanup: (Y/N) Y pH: Sulfur Cleanup: (Y/N) Y

Acid Cleanup: (Y/N) Y

CAS NO.	COMPOUND	CONCENTRATION UNITS: (ug/L or ug/Kg) µG/KG	Q
12674-11-2	Aroclor-1016	39	U
11104-28-2	Aroclor-1221	39	U
11141-16-5	Aroclor-1232	39	U
53469-21-9	Aroclor-1242	39	U
12672-29-6	Aroclor-1248	39	U
11097-69-1	Aroclor-1254	39	U
11096-82-5	Aroclor-1260	39	U

1H - FORM I ARO

AROCLOR ORGANICS ANALYSIS DATA SHEET

EPA SAMPLE NO.

690-SS-6(0-2")-O

Lab Name: MITKEM LABORATORIES Contract:

Lab Code: MITKEM Case No.: H2643 Mod. Ref No.: SDG No.: SH2643

Matrix: (SOIL/SED/WATER) SOIL Lab Sample ID: H2643-11A

Sample wt/vol: 30.5 (g/mL) G Lab File ID: E2H9717F.D/E2H9717R.D

% Moisture: 13 Decanted: (Y/N) N Date Received: 12/29/2009

Extraction: (Type) SONC Date Extracted: 12/30/2009

Concentrated Extract Volume: 10000 (uL) Date Analyzed: 01/07/2010

Injection Volume: 1.0 (uL) GPC Factor: 1.00 Dilution Factor: 1.0

GPC Cleanup: (Y/N) Y pH: Sulfur Cleanup: (Y/N) Y

Acid Cleanup: (Y/N) Y

CAS NO.	COMPOUND	CONCENTRATION UNITS: (ug/L or ug/Kg) µG/KG	Q
12674-11-2	Aroclor-1016	37	U
11104-28-2	Aroclor-1221	37	U
11141-16-5	Aroclor-1232	37	U
53469-21-9	Aroclor-1242	37	U
12672-29-6	Aroclor-1248	37	U
11097-69-1	Aroclor-1254	37	U
11096-82-5	Aroclor-1260	37	U

1H - FORM I ARO

AROCLOR ORGANICS ANALYSIS DATA SHEET

EPA SAMPLE NO.

690-SS-6(2"-2')-O

Lab Name: MITKEM LABORATORIES Contract:

Lab Code: MITKEM Case No.: H2643 Mod. Ref No.: SDG No.: SH2643

Matrix: (SOIL/SED/WATER) SOIL Lab Sample ID: H2643-12A

Sample wt/vol: 30.0 (g/mL) G Lab File ID: E2H9718F.D/E2H9718R.D

% Moisture: 12 Decanted: (Y/N) N Date Received: 12/29/2009

Extraction: (Type) SONC Date Extracted: 12/30/2009

Concentrated Extract Volume: 10000 (uL) Date Analyzed: 01/07/2010

Injection Volume: 1.0 (uL) GPC Factor: 1.00 Dilution Factor: 1.0

GPC Cleanup: (Y/N) Y pH: Sulfur Cleanup: (Y/N) Y

Acid Cleanup: (Y/N) Y

CAS NO.	COMPOUND	CONCENTRATION UNITS: (ug/L or ug/Kg) µG/KG	Q
12674-11-2	Aroclor-1016	38	U
11104-28-2	Aroclor-1221	38	U
11141-16-5	Aroclor-1232	38	U
53469-21-9	Aroclor-1242	38	U
12672-29-6	Aroclor-1248	38	U
11097-69-1	Aroclor-1254	38	U
11096-82-5	Aroclor-1260	38	U

1H - FORM I ARO

AROCLOR ORGANICS ANALYSIS DATA SHEET

EPA SAMPLE NO.

690-SS-8(0-2")-O

Lab Name: MITKEM LABORATORIES

Contract:

Lab Code: MITKEM Case No.: H2643

Mod. Ref No.: SDG No.: SH2643

Matrix: (SOIL/SED/WATER) SOIL

Lab Sample ID: H2643-13A

Sample wt/vol: 30.3 (g/mL) G

Lab File ID: E2H9719F.D/E2H9719R.D

% Moisture: 12 Decanted: (Y/N) N

Date Received: 12/29/2009

Extraction: (Type) SONC

Date Extracted: 12/30/2009

Concentrated Extract Volume: 10000 (uL)

Date Analyzed: 01/07/2010

Injection Volume: 1.0 (uL) GPC Factor: 1.00

Dilution Factor: 1.0

GPC Cleanup: (Y/N) Y pH:

Sulfur Cleanup: (Y/N) Y

Acid Cleanup: (Y/N) Y

CAS NO.	COMPOUND	CONCENTRATION UNITS: µG/KG (ug/L or ug/Kg)	Q
12674-11-2	Aroclor-1016	37	U
11104-28-2	Aroclor-1221	37	U
11141-16-5	Aroclor-1232	37	U
53469-21-9	Aroclor-1242	37	U
12672-29-6	Aroclor-1248	37	U
11097-69-1	Aroclor-1254	37	U
11096-82-5	Aroclor-1260	37	U

1H - FORM I ARO

AROCLOR ORGANICS ANALYSIS DATA SHEET

EPA SAMPLE NO.

690-SS-8(2"-2')-O

Lab Name: MITKEM LABORATORIES Contract:

Lab Code: MITKEM Case No.: H2643 Mod. Ref No.: SDG No.: SH2643

Matrix: (SOIL/SED/WATER) SOIL Lab Sample ID: H2643-14A

Sample wt/vol: 30.3 (g/mL) G Lab File ID: E2H9722F.D/E2H9722R.D

% Moisture: 10 Decanted: (Y/N) N Date Received: 12/29/2009

Extraction: (Type) SONC Date Extracted: 12/30/2009

Concentrated Extract Volume: 10000 (uL) Date Analyzed: 01/07/2010

Injection Volume: 1.0 (uL) GPC Factor: 1.00 Dilution Factor: 1.0

GPC Cleanup: (Y/N) Y pH: Sulfur Cleanup: (Y/N) Y

Acid Cleanup: (Y/N) Y

CAS NO.	COMPOUND	CONCENTRATION UNITS: (ug/L or ug/Kg) µG/KG	Q
12674-11-2	Aroclor-1016	36	U
11104-28-2	Aroclor-1221	36	U
11141-16-5	Aroclor-1232	36	U
53469-21-9	Aroclor-1242	36	U
12672-29-6	Aroclor-1248	36	U
11097-69-1	Aroclor-1254	36	U
11096-82-5	Aroclor-1260	~~190~~ 260	P J

1H - FORM I ARO

AROCLOR ORGANICS ANALYSIS DATA SHEET

EPA SAMPLE NO.

690-SS-9(0-2")-O

Lab Name: MITKEM LABORATORIES Contract:

Lab Code: MITKEM Case No.: H2643 Mod. Ref No.: SDG No.: SH2643

Matrix: (SOIL/SED/WATER) SOIL Lab Sample ID: H2643-15A

Sample wt/vol: 30.0 (g/mL) G Lab File ID: E2H9730F.D/E2H9730R.D

% Moisture: 15 Decanted: (Y/N) N Date Received: 12/29/2009

Extraction: (Type) SONC Date Extracted: 12/30/2009

Concentrated Extract Volume: 10000 (uL) Date Analyzed: 01/07/2010

Injection Volume: 1.0 (uL) GPC Factor: 1.00 Dilution Factor: 1.0

GPC Cleanup: (Y/N) Y pH: Sulfur Cleanup: (Y/N) Y

Acid Cleanup: (Y/N) Y

CAS NO.	COMPOUND	CONCENTRATION UNITS: (ug/L or ug/Kg) µG/KG	Q
12674-11-2	Aroclor-1016	39	U
11104-28-2	Aroclor-1221	39	U
11141-16-5	Aroclor-1232	39	U
53469-21-9	Aroclor-1242	39	U
12672-29-6	Aroclor-1248	39	U
11097-69-1	Aroclor-1254	39	U
11096-82-5	Aroclor-1260	39	U

1H - FORM I ARO

AROCLOR ORGANICS ANALYSIS DATA SHEET

EPA SAMPLE NO.

690-SS-9(2"-2')-O

Lab Name: MITKEM LABORATORIES Contract:

Lab Code: MITKEM Case No.: H2643 Mod. Ref No.: SDG No.: SH2643

Matrix: (SOIL/SED/WATER) SOIL Lab Sample ID: H2643-16A

Sample wt/vol: 30.4 (g/mL) G Lab File ID: E2H9733F.D/E2H9733R.D

% Moisture: 13 Decanted: (Y/N) N Date Received: 12/29/2009

Extraction: (Type) SONC Date Extracted: 12/30/2009

Concentrated Extract Volume: 10000 (uL) Date Analyzed: 01/07/2010

Injection Volume: 1.0 (uL) GPC Factor: 1.00 Dilution Factor: 1.0

GPC Cleanup: (Y/N) Y pH: Sulfur Cleanup: (Y/N) Y

Acid Cleanup: (Y/N) Y

CAS NO.	COMPOUND	CONCENTRATION UNITS: (ug/L or ug/Kg) µG/KG	Q
12674-11-2	Aroclor-1016	37	U
11104-28-2	Aroclor-1221	37	U
11141-16-5	Aroclor-1232	37	U
53469-21-9	Aroclor-1242	37	U
12672-29-6	Aroclor-1248	37	U
11097-69-1	Aroclor-1254	37	U
11096-82-5	Aroclor-1260	37	U

1H - FORM I ARO

AROCLOR ORGANICS ANALYSIS DATA SHEET

EPA SAMPLE NO.

690-SS-10(0-2")-O

Lab Name: MITKEM LABORATORIES Contract:

Lab Code: MITKEM Case No.: H2643 Mod. Ref No.: SDG No.: SH2643

Matrix: (SOIL/SED/WATER) SOIL Lab Sample ID: H2643-17A

Sample wt/vol: 30.2 (g/mL) G Lab File ID: E2H9734F.D/E2H9734R.D

% Moisture: 11 Decanted: (Y/N) N Date Received: 12/29/2009

Extraction: (Type) SONC Date Extracted: 12/30/2009

Concentrated Extract Volume: 10000 (uL) Date Analyzed: 01/07/2010

Injection Volume: 1.0 (uL) GPC Factor: 1.00 Dilution Factor: 1.0

GPC Cleanup: (Y/N) Y pH: Sulfur Cleanup: (Y/N) Y

Acid Cleanup: (Y/N) Y

CAS NO.	COMPOUND	CONCENTRATION UNITS: (ug/L or ug/Kg) µG/KG	Q
12674-11-2	Aroclor-1016	37	U
11104-28-2	Aroclor-1221	37	U
11141-16-5	Aroclor-1232	37	U
53469-21-9	Aroclor-1242	37	U
12672-29-6	Aroclor-1248	37	U
11097-69-1	Aroclor-1254	37	U
11096-82-5	Aroclor-1260	37	U

1H - FORM I ARO

AROCLOR ORGANICS ANALYSIS DATA SHEET

EPA SAMPLE NO.

690-SS-10(2"-2')-O

Lab Name: MITKEM LABORATORIES Contract:

Lab Code: MITKEM Case No.: H2643 Mod. Ref No.: SDG No.: SH2643

Matrix: (SOIL/SED/WATER) SOIL Lab Sample ID: H2643-18A

Sample wt/vol: 30.5 (g/mL) G Lab File ID: E2H9735F.D/E2H9735R.D

% Moisture: 13 Decanted: (Y/N) N Date Received: 12/29/2009

Extraction: (Type) SONC Date Extracted: 12/30/2009

Concentrated Extract Volume: 10000 (uL) Date Analyzed: 01/07/2010

Injection Volume: 1.0 (uL) GPC Factor: 1.00 Dilution Factor: 1.0

GPC Cleanup: (Y/N) Y pH: Sulfur Cleanup: (Y/N) Y

Acid Cleanup: (Y/N) Y

CAS NO.	COMPOUND	CONCENTRATION UNITS: (ug/L or ug/Kg) µG/KG	Q
12674-11-2	Aroclor-1016	37	U
11104-28-2	Aroclor-1221	37	U
11141-16-5	Aroclor-1232	37	U
53469-21-9	Aroclor-1242	37	U
12672-29-6	Aroclor-1248	37	U
11097-69-1	Aroclor-1254	37	U
11096-82-5	Aroclor-1260	37	U

1H - FORM I ARO

AROCLOR ORGANICS ANALYSIS DATA SHEET

EPA SAMPLE NO.

690-TP-E-O

Lab Name: MITKEM LABORATORIES Contract:

Lab Code: MITKEM Case No.: H2643 Mod. Ref No.: SDG No.: SH2643

Matrix: (SOIL/SED/WATER) SOIL Lab Sample ID: H2643-19A

Sample wt/vol: 30.4 (g/mL) G Lab File ID: E2H9736F.D/E2H9736R.D

% Moisture: 7.0 Decanted: (Y/N) N Date Received: 12/29/2009

Extraction: (Type) SONC Date Extracted: 12/30/2009

Concentrated Extract Volume: 10000 (uL) Date Analyzed: 01/07/2010

Injection Volume: 1.0 (uL) GPC Factor: 1.00 Dilution Factor: 1.0

GPC Cleanup: (Y/N) Y pH: Sulfur Cleanup: (Y/N) Y

Acid Cleanup: (Y/N) Y

CAS NO.	COMPOUND	CONCENTRATION UNITS: (ug/L or ug/Kg) µG/KG	Q
12674-11-2	Aroclor-1016	35	U
11104-28-2	Aroclor-1221	35	U
11141-16-5	Aroclor-1232	35	U
53469-21-9	Aroclor-1242	35	U
12672-29-6	Aroclor-1248	35	U
11097-69-1	Aroclor-1254	35	U
11096-82-5	Aroclor-1260	35	U

1H - FORM I ARO

AROCLOR ORGANICS ANALYSIS DATA SHEET

EPA SAMPLE NO.

690-TP-D-O

Lab Name: MITKEM LABORATORIES Contract:

Lab Code: MITKEM Case No.: H2643 Mod. Ref No.: SDG No.: SH2643

Matrix: (SOIL/SED/WATER) SOIL Lab Sample ID: H2643-20A

Sample wt/vol: 30.2 (g/mL) G Lab File ID: E2H9737F.D/E2H9737R.D

% Moisture: 14 Decanted: (Y/N) N Date Received: 12/29/2009

Extraction: (Type) SONC Date Extracted: 12/30/2009

Concentrated Extract Volume: 10000 (uL) Date Analyzed: 01/07/2010

Injection Volume: 1.0 (uL) GPC Factor: 1.00 Dilution Factor: 1.0

GPC Cleanup: (Y/N) Y pH: Sulfur Cleanup: (Y/N) Y

Acid Cleanup: (Y/N) Y

CAS NO.	COMPOUND	CONCENTRATION UNITS: (ug/L or ug/Kg) µG/KG	Q
12674-11-2	Aroclor-1016	38	U
11104-28-2	Aroclor-1221	38	U
11141-16-5	Aroclor-1232	38	U
53469-21-9	Aroclor-1242	38	U
12672-29-6	Aroclor-1248	38	U
11097-69-1	Aroclor-1254	38	U
11096-82-5	Aroclor-1260	38	U

1H - FORM I ARO

AROCLOR ORGANICS ANALYSIS DATA SHEET

EPA SAMPLE NO.

690-TP-F-O

Lab Name: MITKEM LABORATORIES Contract:

Lab Code: MITKEM Case No.: H2643 Mod. Ref No.: SDG No.: SH2643

Matrix: (SOIL/SED/WATER) SOIL Lab Sample ID: H2643-21A

Sample wt/vol: 30.4 (g/mL) G Lab File ID: E2H9738F.D/E2H9738R.D

% Moisture: 13 Decanted: (Y/N) N Date Received: 12/29/2009

Extraction: (Type) SONC Date Extracted: 12/30/2009

Concentrated Extract Volume: 10000 (uL) Date Analyzed: 01/07/2010

Injection Volume: 1.0 (uL) GPC Factor: 1.00 Dilution Factor: 1.0

GPC Cleanup: (Y/N) Y pH: Sulfur Cleanup: (Y/N) Y

Acid Cleanup: (Y/N) Y

CAS NO.	COMPOUND	CONCENTRATION UNITS: (ug/L or ug/Kg) µG/KG	Q
12674-11-2	Aroclor-1016	37	U
11104-28-2	Aroclor-1221	37	U
11141-16-5	Aroclor-1232	37	U
53469-21-9	Aroclor-1242	37	U
12672-29-6	Aroclor-1248	37	U
11097-69-1	Aroclor-1254	~~200~~ 260	
11096-82-5	Aroclor-1260	37	U

1H - FORM I ARO

AROCLOR ORGANICS ANALYSIS DATA SHEET

EPA SAMPLE NO.

690-SS-3(2"-2')-D

Lab Name: MITKEM LABORATORIES Contract:

Lab Code: MITKEM Case No.: H2643 Mod. Ref No.: SDG No.: SH2643

Matrix: (SOIL/SED/WATER) SOIL Lab Sample ID: H2643-22A

Sample wt/vol: 30.5 (g/mL) G Lab File ID: E2H9739F.D/E2H9739R.D

% Moisture: 18 Decanted: (Y/N) N Date Received: 12/29/2009

Extraction: (Type) SONC Date Extracted: 12/30/2009

Concentrated Extract Volume: 10000 (uL) Date Analyzed: 01/07/2010

Injection Volume: 1.0 (uL) GPC Factor: 1.00 Dilution Factor: 1.0

GPC Cleanup: (Y/N) Y pH: Sulfur Cleanup: (Y/N) Y

Acid Cleanup: (Y/N) Y

CAS NO.	COMPOUND	CONCENTRATION UNITS: (ug/L or ug/Kg) µG/KG	Q
12674-11-2	Aroclor-1016	40	U
11104-28-2	Aroclor-1221	40	U
11141-16-5	Aroclor-1232	40	U
53469-21-9	Aroclor-1242	40	U
12672-29-6	Aroclor-1248	40	U
11097-69-1	Aroclor-1254	40	U
11096-82-5	Aroclor-1260	40	U

1H - FORM I ARO

AROCLOR ORGANICS ANALYSIS DATA SHEET

EPA SAMPLE NO.

690-SS-5(0-2")-D

Lab Name: MITKEM LABORATORIES Contract:

Lab Code: MITKEM Case No.: H2643 Mod. Ref No.: SDG No.: SH2643

Matrix: (SOIL/SED/WATER) SOIL Lab Sample ID: H2643-23A

Sample wt/vol: 30.4 (g/mL) G Lab File ID: E2H9740F.D/E2H9740R.D

% Moisture: 16 Decanted: (Y/N) N Date Received: 12/29/2009

Extraction: (Type) SONC Date Extracted: 12/30/2009

Concentrated Extract Volume: 10000 (uL) Date Analyzed: 01/07/2010

Injection Volume: 1.0 (uL) GPC Factor: 1.00 Dilution Factor: 1.0

GPC Cleanup: (Y/N) Y pH: Sulfur Cleanup: (Y/N) Y

Acid Cleanup: (Y/N) Y

CAS NO.	COMPOUND	CONCENTRATION UNITS: (ug/L or ug/Kg) µG/KG	Q
12674-11-2	Aroclor-1016	39	U
11104-28-2	Aroclor-1221	39	U
11141-16-5	Aroclor-1232	39	U
53469-21-9	Aroclor-1242	39	U
12672-29-6	Aroclor-1248	39	U
11097-69-1	Aroclor-1254	39	U
11096-82-5	Aroclor-1260	39	U

1H - FORM I ARO

AROCLOR ORGANICS ANALYSIS DATA SHEET

EPA SAMPLE NO.

690-FB1-O

Lab Name: MITKEM LABORATORIES Contract:

Lab Code: MITKEM Case No.: H2643 Mod. Ref No.: SDG No.: SH2643

Matrix: (SOIL/SED/WATER) WATER Lab Sample ID: H2643-24C

Sample wt/vol: 1000 (g/mL) ML Lab File ID: E2H9744F.D/E2H9744R.D

% Moisture: Decanted: (Y/N) Date Received: 12/29/2009

Extraction: (Type) SEPF Date Extracted: 12/31/2009

Concentrated Extract Volume: 10000 (uL) Date Analyzed: 01/07/2010

Injection Volume: 1.0 (uL) GPC Factor: 1.00 Dilution Factor: 1.0

GPC Cleanup: (Y/N) N pH: Sulfur Cleanup: (Y/N) Y

Acid Cleanup: (Y/N) Y

CAS NO.	COMPOUND	CONCENTRATION UNITS: (ug/L or ug/Kg) µG/L	Q
12674-11-2	Aroclor-1016	1.0	U
11104-28-2	Aroclor-1221	1.0	U
11141-16-5	Aroclor-1232	1.0	U
53469-21-9	Aroclor-1242	1.0	U
12672-29-6	Aroclor-1248	1.0	U
11097-69-1	Aroclor-1254	1.0	U
11096-82-5	Aroclor-1260	1.0	U

1H - FORM I ARO

AROCLOR ORGANICS ANALYSIS DATA SHEET

EPA SAMPLE NO.

690-FB2-O

Lab Name: MITKEM LABORATORIES Contract:

Lab Code: MITKEM Case No.: H2643 Mod. Ref No.: SDG No.: SH2643

Matrix: (SOIL/SED/WATER) WATER Lab Sample ID: H2643-25C

Sample wt/vol: 1000 (g/mL) ML Lab File ID: E2H9745F.D/E2H9745R.D

% Moisture: Decanted: (Y/N) Date Received: 12/29/2009

Extraction: (Type) SEPF Date Extracted: 12/31/2009

Concentrated Extract Volume: 10000 (uL) Date Analyzed: 01/07/2010

Injection Volume: 1.0 (uL) GPC Factor: 1.00 Dilution Factor: 1.0

GPC Cleanup: (Y/N) N pH: Sulfur Cleanup: (Y/N) Y

Acid Cleanup: (Y/N) Y

CAS NO.	COMPOUND	CONCENTRATION UNITS: (ug/L or ug/Kg) µG/L	Q
12674-11-2	Aroclor-1016	1.0	U
11104-28-2	Aroclor-1221	1.0	U
11141-16-5	Aroclor-1232	1.0	U
53469-21-9	Aroclor-1242	1.0	U
12672-29-6	Aroclor-1248	1.0	U
11097-69-1	Aroclor-1254	1.0	U
11096-82-5	Aroclor-1260	1.0	U

1H - FORM I ARO

AROCLOR ORGANICS ANALYSIS DATA SHEET

EPA SAMPLE NO.

MB-48331

Lab Name: MITKEM LABORATORIES Contract:

Lab Code: MITKEM Case No.: H2643 Mod. Ref No.: SDG No.: SH2643

Matrix: (SOIL/SED/WATER) WATER Lab Sample ID: MB-48331

Sample wt/vol: 1000 (g/mL) ML Lab File ID: E2H9741F.D/E2H9741R.D

% Moisture: Decanted: (Y/N) Date Received:

Extraction: (Type) SEPF Date Extracted: 12/31/2009

Concentrated Extract Volume: 10000 (uL) Date Analyzed: 01/07/2010

Injection Volume: 1.0 (uL) GPC Factor: 1.00 Dilution Factor: 1.0

GPC Cleanup: (Y/N) N pH: Sulfur Cleanup: (Y/N) Y

Acid Cleanup: (Y/N) Y

CAS NO.	COMPOUND	CONCENTRATION UNITS: (ug/L or ug/Kg) µG/L	Q
12674-11-2	Aroclor-1016	1.0	U
11104-28-2	Aroclor-1221	1.0	U
11141-16-5	Aroclor-1232	1.0	U
53469-21-9	Aroclor-1242	1.0	U
12672-29-6	Aroclor-1248	1.0	U
11097-69-1	Aroclor-1254	1.0	U
11096-82-5	Aroclor-1260	1.0	U

1H - FORM I ARO

AROCLOR ORGANICS ANALYSIS DATA SHEET

EPA SAMPLE NO.

MB-48321

Lab Name: MITKEM LABORATORIES Contract:

Lab Code: MITKEM Case No.: H2643 Mod. Ref No.: SDG No.: SH2643

Matrix: (SOIL/SED/WATER) SOIL Lab Sample ID: MB-48321

Sample wt/vol: 30.0 (g/mL) G Lab File ID: E2H9705F.D/E2H9705R.D

% Moisture: Decanted: (Y/N) Date Received:

Extraction: (Type) SONC Date Extracted: 12/30/2009

Concentrated Extract Volume: 10000 (uL) Date Analyzed: 01/07/2010

Injection Volume: 1.0 (uL) GPC Factor: 1.00 Dilution Factor: 1.0

GPC Cleanup: (Y/N) N pH: Sulfur Cleanup: (Y/N) Y

Acid Cleanup: (Y/N) Y

CAS NO.	COMPOUND	CONCENTRATION UNITS: (ug/L or ug/Kg) µG/KG	Q
12674-11-2	Aroclor-1016	33	U
11104-28-2	Aroclor-1221	33	U
11141-16-5	Aroclor-1232	33	U
53469-21-9	Aroclor-1242	33	U
12672-29-6	Aroclor-1248	33	U
11097-69-1	Aroclor-1254	33	U
11096-82-5	Aroclor-1260	33	U

1H - FORM I ARO

AROCLOR ORGANICS ANALYSIS DATA SHEET

EPA SAMPLE NO.

MB-48323

Lab Name: MITKEM LABORATORIES Contract:

Lab Code: MITKEM Case No.: H2643 Mod. Ref No.: SDG No.: SH2643

Matrix: (SOIL/SED/WATER) SOIL Lab Sample ID: MB-48323

Sample wt/vol: 30.0 (g/mL) G Lab File ID: E2H9728F.D/E2H9728R.D

% Moisture: Decanted: (Y/N) Date Received:

Extraction: (Type) SONC Date Extracted: 12/30/2009

Concentrated Extract Volume: 10000 (uL) Date Analyzed: 01/07/2010

Injection Volume: 1.0 (uL) GPC Factor: 1.00 Dilution Factor: 1.0

GPC Cleanup: (Y/N) N pH: Sulfur Cleanup: (Y/N) Y

Acid Cleanup: (Y/N) Y

CAS NO.	COMPOUND	CONCENTRATION UNITS: (ug/L or ug/Kg) µG/KG	Q
12674-11-2	Aroclor-1016	33	U
11104-28-2	Aroclor-1221	33	U
11141-16-5	Aroclor-1232	33	U
53469-21-9	Aroclor-1242	33	U
12672-29-6	Aroclor-1248	33	U
11097-69-1	Aroclor-1254	33	U
11096-82-5	Aroclor-1260	33	U

1H - FORM I ARO

AROCLOR ORGANICS ANALYSIS DATA SHEET

EPA SAMPLE NO.

LCS-48331(1)

Lab Name: MITKEM LABORATORIES Contract:

Lab Code: MITKEM Case No.: H2643 Mod. Ref No.: SDG No.: SH2643

Matrix: (SOIL/SED/WATER) WATER Lab Sample ID: LCS-48331

Sample wt/vol: 1000 (g/mL) ML Lab File ID: E2H9742F.D

% Moisture: Decanted: (Y/N) Date Received:

Extraction: (Type) SEPF Date Extracted: 12/31/2009

Concentrated Extract Volume: 10000 (uL) Date Analyzed: 01/07/2010

Injection Volume: 1.0 (uL) GPC Factor: 1.00 Dilution Factor: 1.0

GPC Cleanup: (Y/N) N pH: Sulfur Cleanup: (Y/N) Y

Acid Cleanup: (Y/N) Y

CAS NO.	COMPOUND	CONCENTRATION UNITS: (ug/L or ug/Kg) µG/L	Q
12674-11-2	Aroclor-1016	3.5	
11104-28-2	Aroclor-1221	1.0	U
11141-16-5	Aroclor-1232	1.0	U
53469-21-9	Aroclor-1242	1.0	U
12672-29-6	Aroclor-1248	1.0	U
11097-69-1	Aroclor-1254	1.0	U
11096-82-5	Aroclor-1260	3.0	

1H - FORM I ARO

AROCLOR ORGANICS ANALYSIS DATA SHEET

EPA SAMPLE NO.

LCSD-48331(1)

Lab Name: MITKEM LABORATORIES Contract:

Lab Code: MITKEM Case No.: H2643 Mod. Ref No.: SDG No.: SH2643

Matrix: (SOIL/SED/WATER) WATER Lab Sample ID: LCSD-48331

Sample wt/vol: 1000 (g/mL) ML Lab File ID: E2H9743F.D

% Moisture: Decanted: (Y/N) Date Received:

Extraction: (Type) SEPF Date Extracted: 12/31/2009

Concentrated Extract Volume: 10000 (uL) Date Analyzed: 01/07/2010

Injection Volume: 1.0 (uL) GPC Factor: 1.00 Dilution Factor: 1.0

GPC Cleanup: (Y/N) N pH: Sulfur Cleanup: (Y/N) Y

Acid Cleanup: (Y/N) Y

CAS NO.	COMPOUND	CONCENTRATION UNITS: (ug/L or ug/Kg) µG/L	Q
12674-11-2	Aroclor-1016	3.5	
11104-28-2	Aroclor-1221	1.0	U
11141-16-5	Aroclor-1232	1.0	U
53469-21-9	Aroclor-1242	1.0	U
12672-29-6	Aroclor-1248	1.0	U
11097-69-1	Aroclor-1254	1.0	U
11096-82-5	Aroclor-1260	3.1	

1H - FORM I ARO

AROCLOR ORGANICS ANALYSIS DATA SHEET

EPA SAMPLE NO.

LCSD-48331(2)

Lab Name: MITKEM LABORATORIES Contract:

Lab Code: MITKEM Case No.: H2643 Mod. Ref No.: SDG No.: SH2643

Matrix: (SOIL/SED/WATER) WATER Lab Sample ID: LCSD-48331

Sample wt/vol: 1000 (g/mL) ML Lab File ID: E2H9743R.D

% Moisture: Decanted: (Y/N) Date Received:

Extraction: (Type) SEPF Date Extracted: 12/31/2009

Concentrated Extract Volume: 10000 (uL) Date Analyzed: 01/07/2010

Injection Volume: 1.0 (uL) GPC Factor: 1.00 Dilution Factor: 1.0

GPC Cleanup: (Y/N) N pH: Sulfur Cleanup: (Y/N) Y

Acid Cleanup: (Y/N) Y

CAS NO.	COMPOUND	CONCENTRATION UNITS: (ug/L or ug/Kg) µG/L	Q
12674-11-2	Aroclor-1016	4.1	
11104-28-2	Aroclor-1221	1.0	U
11141-16-5	Aroclor-1232	1.0	U
53469-21-9	Aroclor-1242	1.0	U
12672-29-6	Aroclor-1248	1.0	U
11097-69-1	Aroclor-1254	1.0	U
11096-82-5	Aroclor-1260	4.1	

1H - FORM I ARO

AROCLOR ORGANICS ANALYSIS DATA SHEET

EPA SAMPLE NO.

LCS-48321(1)

Lab Name: MITKEM LABORATORIES Contract:

Lab Code: MITKEM Case No.: H2643 Mod. Ref No.: SDG No.: SH2643

Matrix: (SOIL/SED/WATER) SOIL Lab Sample ID: LCS-48321

Sample wt/vol: 30 (g/mL) G Lab File ID: E2H9706F.D

% Moisture: Decanted: (Y/N) Date Received:

Extraction: (Type) SONC Date Extracted: 12/30/2009

Concentrated Extract Volume: 10000 (uL) Date Analyzed: 01/07/2010

Injection Volume: 1.0 (uL) GPC Factor: 1.00 Dilution Factor: 1.0

GPC Cleanup: (Y/N) N pH: Sulfur Cleanup: (Y/N) Y

Acid Cleanup: (Y/N) Y

CAS NO.	COMPOUND	CONCENTRATION UNITS: (ug/L or ug/Kg) µG/KG	Q
12674-11-2	Aroclor-1016	130	
11104-28-2	Aroclor-1221	33	U
11141-16-5	Aroclor-1232	33	U
53469-21-9	Aroclor-1242	33	U
12672-29-6	Aroclor-1248	33	U
11097-69-1	Aroclor-1254	33	U
11096-82-5	Aroclor-1260	150	

1H - FORM I ARO

AROCLOR ORGANICS ANALYSIS DATA SHEET

EPA SAMPLE NO.

LCS-48321(2)

Lab Name: MITKEM LABORATORIES Contract:

Lab Code: MITKEM Case No.: H2643 Mod. Ref No.: SDG No.: SH2643

Matrix: (SOIL/SED/WATER) SOIL Lab Sample ID: LCS-48321

Sample wt/vol: 30 (g/mL) G Lab File ID: E2H9706R.D

% Moisture: Decanted: (Y/N) Date Received:

Extraction: (Type) SONC Date Extracted: 12/30/2009

Concentrated Extract Volume: 10000 (uL) Date Analyzed: 01/07/2010

Injection Volume: 1.0 (uL) GPC Factor: 1.00 Dilution Factor: 1.0

GPC Cleanup: (Y/N) N pH: Sulfur Cleanup: (Y/N) Y

Acid Cleanup: (Y/N) Y

CAS NO.	COMPOUND	CONCENTRATION UNITS: (ug/L or ug/Kg) µG/KG	Q
12674-11-2	Aroclor-1016	130	
11104-28-2	Aroclor-1221	33	U
11141-16-5	Aroclor-1232	33	U
53469-21-9	Aroclor-1242	33	U
12672-29-6	Aroclor-1248	33	U
11097-69-1	Aroclor-1254	33	U
11096-82-5	Aroclor-1260	150	

1H - FORM I ARO

AROCLOR ORGANICS ANALYSIS DATA SHEET

EPA SAMPLE NO.

LCS-48323(1)

Lab Name: MITKEM LABORATORIES Contract:

Lab Code: MITKEM Case No.: H2643 Mod. Ref No.: SDG No.: SH2643

Matrix: (SOIL/SED/WATER) SOIL Lab Sample ID: LCS-48323

Sample wt/vol: 30 (g/mL) G Lab File ID: E2H9729F.D

% Moisture: Decanted: (Y/N) Date Received:

Extraction: (Type) SONC Date Extracted: 12/30/2009

Concentrated Extract Volume: 10000 (uL) Date Analyzed: 01/07/2010

Injection Volume: 1.0 (uL) GPC Factor: 1.00 Dilution Factor: 1.0

GPC Cleanup: (Y/N) N pH: Sulfur Cleanup: (Y/N) Y

Acid Cleanup: (Y/N) Y

CAS NO.	COMPOUND	CONCENTRATION UNITS: (ug/L or ug/Kg) µG/KG	Q
12674-11-2	Aroclor-1016	120	
11104-28-2	Aroclor-1221	33	U
11141-16-5	Aroclor-1232	33	U
53469-21-9	Aroclor-1242	33	U
12672-29-6	Aroclor-1248	33	U
11097-69-1	Aroclor-1254	33	U
11096-82-5	Aroclor-1260	130	

1H - FORM I ARO

AROCLOR ORGANICS ANALYSIS DATA SHEET

EPA SAMPLE NO.

LCS-48323(2)

Lab Name: MITKEM LABORATORIES Contract:

Lab Code: MITKEM Case No.: H2643 Mod. Ref No.: SDG No.: SH2643

Matrix: (SOIL/SED/WATER) SOIL Lab Sample ID: LCS-48323

Sample wt/vol: 30 (g/mL) G Lab File ID: E2H9729R.D

% Moisture: Decanted: (Y/N) Date Received:

Extraction: (Type) SONC Date Extracted: 12/30/2009

Concentrated Extract Volume: 10000 (uL) Date Analyzed: 01/07/2010

Injection Volume: 1.0 (uL) GPC Factor: 1.00 Dilution Factor: 1.0

GPC Cleanup: (Y/N) N pH: Sulfur Cleanup: (Y/N) Y

Acid Cleanup: (Y/N) Y

CAS NO.	COMPOUND	CONCENTRATION UNITS: (ug/L or ug/Kg) µG/KG	Q
12674-11-2	Aroclor-1016	140	
11104-28-2	Aroclor-1221	33	U
11141-16-5	Aroclor-1232	33	U
53469-21-9	Aroclor-1242	33	U
12672-29-6	Aroclor-1248	33	U
11097-69-1	Aroclor-1254	33	U
11096-82-5	Aroclor-1260	150	

1H - FORM I ARO

AROCLOR ORGANICS ANALYSIS DATA SHEET

EPA SAMPLE NO.

690-SS-8(0-2")-O MS(1)

Lab Name: MITKEM LABORATORIES Contract:

Lab Code: MITKEM Case No.: H2643 Mod. Ref No.: SDG No.: SH2643

Matrix: (SOIL/SED/WATER) SOIL Lab Sample ID: H2643-13AMS

Sample wt/vol: 30.2 (g/mL) G Lab File ID: E2H9720F.D

% Moisture: 12 Decanted: (Y/N) N Date Received: 12/29/2009

Extraction: (Type) SONC Date Extracted: 12/30/2009

Concentrated Extract Volume: 10000 (uL) Date Analyzed: 01/07/2010

Injection Volume: 1.0 (uL) GPC Factor: 1.00 Dilution Factor: 1.0

GPC Cleanup: (Y/N) N pH: Sulfur Cleanup: (Y/N) Y

Acid Cleanup: (Y/N) Y

CAS NO.	COMPOUND	CONCENTRATION UNITS: (ug/L or ug/Kg) µG/KG	Q
12674-11-2	Aroclor-1016	140	
11104-28-2	Aroclor-1221	37	U
11141-16-5	Aroclor-1232	37	U
53469-21-9	Aroclor-1242	37	U
12672-29-6	Aroclor-1248	37	U
11097-69-1	Aroclor-1254	37	U
11096-82-5	Aroclor-1260	160	

1H - FORM I ARO

AROCLOR ORGANICS ANALYSIS DATA SHEET

EPA SAMPLE NO.

690-SS-8(0-2")-O MS(2)

Lab Name: MITKEM LABORATORIES Contract:

Lab Code: MITKEM Case No.: H2643 Mod. Ref No.: SDG No.: SH2643

Matrix: (SOIL/SED/WATER) SOIL Lab Sample ID: H2643-13AMS

Sample wt/vol: 30.2 (g/mL) G Lab File ID: E2H9720R.D

% Moisture: 12 Decanted: (Y/N) N Date Received: 12/29/2009

Extraction: (Type) SONC Date Extracted: 12/30/2009

Concentrated Extract Volume: 10000 (uL) Date Analyzed: 01/07/2010

Injection Volume: 1.0 (uL) GPC Factor: 1.00 Dilution Factor: 1.0

GPC Cleanup: (Y/N) N pH: Sulfur Cleanup: (Y/N) Y

Acid Cleanup: (Y/N) Y

CAS NO.	COMPOUND	CONCENTRATION UNITS: (ug/L or ug/Kg) µG/KG	Q
12674-11-2	Aroclor-1016	170	
11104-28-2	Aroclor-1221	37	U
11141-16-5	Aroclor-1232	37	U
53469-21-9	Aroclor-1242	37	U
12672-29-6	Aroclor-1248	37	U
11097-69-1	Aroclor-1254	37	U
11096-82-5	Aroclor-1260	220	

1H - FORM I ARO

AROCLOR ORGANICS ANALYSIS DATA SHEET

EPA SAMPLE NO.

690-SS-8(0-2")-O MSD(1)

Lab Name: MITKEM LABORATORIES Contract:

Lab Code: MITKEM Case No.: H2643 Mod. Ref No.: SDG No.: SH2643

Matrix: (SOIL/SED/WATER) SOIL Lab Sample ID: H2643-13AMSD

Sample wt/vol: 30.5 (g/mL) G Lab File ID: E2H9721F.D

% Moisture: 12 Decanted: (Y/N) N Date Received: 12/29/2009

Extraction: (Type) SONC Date Extracted: 12/30/2009

Concentrated Extract Volume: 10000 (uL) Date Analyzed: 01/07/2010

Injection Volume: 1.0 (uL) GPC Factor: 1.00 Dilution Factor: 1.0

GPC Cleanup: (Y/N) N pH: Sulfur Cleanup: (Y/N) Y

Acid Cleanup: (Y/N) Y

CAS NO.	COMPOUND	CONCENTRATION UNITS: (ug/L or ug/Kg) µG/KG	Q
12674-11-2	Aroclor-1016	140	
11104-28-2	Aroclor-1221	37	U
11141-16-5	Aroclor-1232	37	U
53469-21-9	Aroclor-1242	37	U
12672-29-6	Aroclor-1248	37	U
11097-69-1	Aroclor-1254	37	U
11096-82-5	Aroclor-1260	150	P

1H - FORM I ARO

AROCLOR ORGANICS ANALYSIS DATA SHEET

EPA SAMPLE NO.

690-SS-8(0-2")-O MSD(2)

Lab Name: MITKEM LABORATORIES Contract:

Lab Code: MITKEM Case No.: H2643 Mod. Ref No.: SDG No.: SH2643

Matrix: (SOIL/SED/WATER) SOIL Lab Sample ID: H2643-13AMSD

Sample wt/vol: 30.5 (g/mL) G Lab File ID: E2H9721R.D

% Moisture: 12 Decanted: (Y/N) N Date Received: 12/29/2009

Extraction: (Type) SONC Date Extracted: 12/30/2009

Concentrated Extract Volume: 10000 (uL) Date Analyzed: 01/07/2010

Injection Volume: 1.0 (uL) GPC Factor: 1.00 Dilution Factor: 1.0

GPC Cleanup: (Y/N) N pH: Sulfur Cleanup: (Y/N) Y

Acid Cleanup: (Y/N) Y

CAS NO.	COMPOUND	CONCENTRATION UNITS: (ug/L or ug/Kg) µG/KG	Q
12674-11-2	Aroclor-1016	170	
11104-28-2	Aroclor-1221	37	U
11141-16-5	Aroclor-1232	37	U
53469-21-9	Aroclor-1242	37	U
12672-29-6	Aroclor-1248	37	U
11097-69-1	Aroclor-1254	37	U
11096-82-5	Aroclor-1260	210	P

1H - FORM I ARO

AROCLOR ORGANICS ANALYSIS DATA SHEET

EPA SAMPLE NO.

690-SS-9(0-2")-O MS(1)

Lab Name: MITKEM LABORATORIES Contract:

Lab Code: MITKEM Case No.: H2643 Mod. Ref No.: SDG No.: SH2643

Matrix: (SOIL/SED/WATER) SOIL Lab Sample ID: H2643-15AMS

Sample wt/vol: 30.5 (g/mL) G Lab File ID: E2H9731F.D

% Moisture: 15 Decanted: (Y/N) N Date Received: 12/29/2009

Extraction: (Type) SONC Date Extracted: 12/30/2009

Concentrated Extract Volume: 10000 (uL) Date Analyzed: 01/07/2010

Injection Volume: 1.0 (uL) GPC Factor: 1.00 Dilution Factor: 1.0

GPC Cleanup: (Y/N) N pH: Sulfur Cleanup: (Y/N) Y

Acid Cleanup: (Y/N) Y

CAS NO.	COMPOUND	CONCENTRATION UNITS: (ug/L or ug/Kg) µG/KG	Q
12674-11-2	Aroclor-1016	140	
11104-28-2	Aroclor-1221	38	U
11141-16-5	Aroclor-1232	38	U
53469-21-9	Aroclor-1242	38	U
12672-29-6	Aroclor-1248	38	U
11097-69-1	Aroclor-1254	38	U
11096-82-5	Aroclor-1260	140	

1H - FORM I ARO

AROCLOR ORGANICS ANALYSIS DATA SHEET

EPA SAMPLE NO.

690-SS-9(0-2")-O MS(2)

Lab Name: MITKEM LABORATORIES Contract:

Lab Code: MITKEM Case No.: H2643 Mod. Ref No.: SDG No.: SH2643

Matrix: (SOIL/SED/WATER) SOIL Lab Sample ID: H2643-15AMS

Sample wt/vol: 30.5 (g/mL) G Lab File ID: E2H9731R.D

% Moisture: 15 Decanted: (Y/N) N Date Received: 12/29/2009

Extraction: (Type) SONC Date Extracted: 12/30/2009

Concentrated Extract Volume: 10000 (uL) Date Analyzed: 01/07/2010

Injection Volume: 1.0 (uL) GPC Factor: 1.00 Dilution Factor: 1.0

GPC Cleanup: (Y/N) N pH: Sulfur Cleanup: (Y/N) Y

Acid Cleanup: (Y/N) Y

CAS NO.	COMPOUND	CONCENTRATION UNITS: (ug/L or ug/Kg) µG/KG	Q
12674-11-2	Aroclor-1016	150	
11104-28-2	Aroclor-1221	38	U
11141-16-5	Aroclor-1232	38	U
53469-21-9	Aroclor-1242	38	U
12672-29-6	Aroclor-1248	38	U
11097-69-1	Aroclor-1254	38	U
11096-82-5	Aroclor-1260	180	

1H - FORM I ARO

AROCLOR ORGANICS ANALYSIS DATA SHEET

EPA SAMPLE NO.

690-SS-9(0-2")-O MSD(1)

Lab Name: MITKEM LABORATORIES Contract:

Lab Code: MITKEM Case No.: H2643 Mod. Ref No.: SDG No.: SH2643

Matrix: (SOIL/SED/WATER) SOIL Lab Sample ID: H2643-15AMSD

Sample wt/vol: 30.4 (g/mL) G Lab File ID: E2H9732F.D

% Moisture: 15 Decanted: (Y/N) N Date Received: 12/29/2009

Extraction: (Type) SONC Date Extracted: 12/30/2009

Concentrated Extract Volume: 10000 (uL) Date Analyzed: 01/07/2010

Injection Volume: 1.0 (uL) GPC Factor: 1.00 Dilution Factor: 1.0

GPC Cleanup: (Y/N) N pH: Sulfur Cleanup: (Y/N) Y

Acid Cleanup: (Y/N) Y

CAS NO.	COMPOUND	CONCENTRATION UNITS: (ug/L or ug/Kg) µG/KG	Q
12674-11-2	Aroclor-1016	140	
11104-28-2	Aroclor-1221	38	U
11141-16-5	Aroclor-1232	38	U
53469-21-9	Aroclor-1242	38	U
12672-29-6	Aroclor-1248	38	U
11097-69-1	Aroclor-1254	38	U
11096-82-5	Aroclor-1260	140	

1H - FORM I ARO

AROCLOR ORGANICS ANALYSIS DATA SHEET

EPA SAMPLE NO.

690-SS-9(0-2")-O MSD(2)

Lab Name: MITKEM LABORATORIES Contract:

Lab Code: MITKEM Case No.: H2643 Mod. Ref No.: SDG No.: SH2643

Matrix: (SOIL/SED/WATER) SOIL Lab Sample ID: H2643-15AMSD

Sample wt/vol: 30.4 (g/mL) G Lab File ID: E2H9732R.D

% Moisture: 15 Decanted: (Y/N) N Date Received: 12/29/2009

Extraction: (Type) SONC Date Extracted: 12/30/2009

Concentrated Extract Volume: 10000 (uL) Date Analyzed: 01/07/2010

Injection Volume: 1.0 (uL) GPC Factor: 1.00 Dilution Factor: 1.0

GPC Cleanup: (Y/N) N pH: Sulfur Cleanup: (Y/N) Y

Acid Cleanup: (Y/N) Y

CAS NO.	COMPOUND	CONCENTRATION UNITS: (ug/L or ug/Kg) µG/KG	Q
12674-11-2	Aroclor-1016	150	
11104-28-2	Aroclor-1221	38	U
11141-16-5	Aroclor-1232	38	U
53469-21-9	Aroclor-1242	38	U
12672-29-6	Aroclor-1248	38	U
11097-69-1	Aroclor-1254	38	U
11096-82-5	Aroclor-1260	180	

U.S. EPA - CLP

1

EPA SAMPLE NO.

INORGANIC ANALYSIS DATA SHEET

690-FB1-O

Lab Name: Mitkem Laboratories Contract: 208492

Lab Code: MITKEM Case No.: SAS No.: SDG No.: SH2643

Matrix (soil/water): WATER Lab Sample ID: H2643-24

Level (low/med): MED Date Received: 12/29/2009

% Solids: 0.0

Concentration Units (ug/L or mg/kg dry weight): UG/L

CAS No.	Analyte	Concentration	C	Q	M
7429-90-5	Aluminum	12.0	U		P
7440-36-0	Antimony	4.2	U		P
7440-38-2	Arsenic	3.1	U		P
7440-39-3	Barium	39.6	B		P
7440-41-7	Beryllium	0.081	B	J	P
7440-43-9	Cadmium	0.50	U		P
7440-70-2	Calcium	8620			P
7440-47-3	Chromium	0.94	B		P
7440-48-4	Cobalt	0.91	B		P
7440-50-8	Copper	4.7	U		P
7439-89-6	Iron	52.7	B		P
7439-92-1	Lead	2.1	U		P
7439-95-4	Magnesium	1400			P
7439-96-5	Manganese	3.5	U		P
7439-97-6	Mercury	0.056	U		CV
7440-02-0	Nickel	1.2	B		P
7440-09-7	Potassium	544	B		P
7782-49-2	Selenium	10.0	U		P
7440-22-4	Silver	2.4	U		P
7440-23-5	Sodium	953	B		P
7440-28-0	Thallium	5.7	U		P
7440-62-2	Vanadium	0.34	U		P
7440-66-6	Zinc	21.6	B		P

Comments:

U.S. EPA - CLP

1

EPA SAMPLE NO.

INORGANIC ANALYSIS DATA SHEET

690-FB2-0

Lab Name: Mitkem Laboratories Contract: 208492

Lab Code: MITKEM Case No.: SAS No.: SDG No.: SH2643

Matrix (soil/water): WATER Lab Sample ID: H2643-25

Level (low/med): MED Date Received: 12/29/2009

% Solids: 0.0

Concentration Units (ug/L or mg/kg dry weight): UG/L

CAS No.	Analyte	Concentration	C	Q	M
7429-90-5	Aluminum	12.0	U		P
7440-36-0	Antimony	4.2	U		P
7440-38-2	Arsenic	3.1	U		P
7440-39-3	Barium	2.9	U		P
7440-41-7	Beryllium	0.066	B	J	P
7440-43-9	Cadmium	0.50	U		P
7440-70-2	Calcium	87.0	U		P
7440-47-3	Chromium	0.70	B		P
7440-48-4	Cobalt	0.67	U		P
7440-50-8	Copper	4.7	U		P
7439-89-6	Iron	47.0	U		P
7439-92-1	Lead	2.1	U		P
7439-95-4	Magnesium	62.0	U		P
7439-96-5	Manganese	5.2	B		P
7439-97-6	Mercury	0.060	B		CV
7440-02-0	Nickel	0.64	U		P
7440-09-7	Potassium	59.0	U		P
7782-49-2	Selenium	10.0	U		P
7440-22-4	Silver	2.4	U		P
7440-23-5	Sodium	29.0	U		P
7440-28-0	Thallium	5.7	U		P
7440-62-2	Vanadium	0.34	U		P
7440-66-6	Zinc	23.0	B		P

Comments:

U.S. EPA - CLP

1

EPA SAMPLE NO.

INORGANIC ANALYSIS DATA SHEET

690-SS-1(0-2")-O

Lab Name: Mitkem Laboratories Contract: 208492

Lab Code: MITKEM Case No.: SAS No.: SDG No.: SH2643

Matrix (soil/water): SOIL Lab Sample ID: H2643-01

Level (low/med): MED Date Received: 12/29/2009

% Solids: 82.0

Concentration Units (ug/L or mg/kg dry weight): MG/KG

CAS No.	Analyte	Concentration	C	Q	M
7429-90-5	Aluminum	9740		E	P
7440-36-0	Antimony	0.35	B	N	P
7440-38-2	Arsenic	3.8			P
7440-39-3	Barium	72.7		*E	P
7440-41-7	Beryllium	0.37		E B	P
7440-43-9	Cadmium	0.15	B		P
7440-70-2	Calcium	8170			P
7440-47-3	Chromium	12.7		E	P
7440-48-4	Cobalt	5.6		E	P
7440-50-8	Copper	14.1			P
7439-89-6	Iron	21500		E	P
7439-92-1	Lead	15.2		*E	P
7439-95-4	Magnesium	4040		*E	P
7439-96-5	Manganese	448		*E	P
7439-97-6	Mercury	0.060			CV
7440-02-0	Nickel	11.7		E	P
7440-09-7	Potassium	788			P
7782-49-2	Selenium	1.7			P
7440-22-4	Silver	0.063	U		P
7440-23-5	Sodium	83.0			P
7440-28-0	Thallium	0.73	B	J	P
7440-62-2	Vanadium	23.3		E J	P
7440-66-6	Zinc	48.5		NE	P

Comments:

U.S. EPA - CLP

1

EPA SAMPLE NO.

INORGANIC ANALYSIS DATA SHEET

690-SS-1(2"-2')-O

Lab Name: Mitkem Laboratories Contract: 208492

Lab Code: MITKEM Case No.: SAS No.: SDG No.: SH2643

Matrix (soil/water): SOIL Lab Sample ID: H2643-02

Level (low/med): MED Date Received: 12/29/2009

% Solids: 86.0

Concentration Units (ug/L or mg/kg dry weight): MG/KG

CAS No.	Analyte	Concentration	C	Q	M
7429-90-5	Aluminum	8920		E	P
7440-36-0	Antimony	0.20	B	N	P
7440-38-2	Arsenic	8.2			P
7440-39-3	Barium	60.1		*E	P
7440-41-7	Beryllium	0.43		E B	P
7440-43-9	Cadmium	0.17		B	P
7440-70-2	Calcium	14600			P
7440-47-3	Chromium	10.9		E	P
7440-48-4	Cobalt	6.1		E	P
7440-50-8	Copper	30.0			P
7439-89-6	Iron	20300		E	P
7439-92-1	Lead	39.6		*E	P
7439-95-4	Magnesium	6790		*E	P
7439-96-5	Manganese	339		*E	P
7439-97-6	Mercury	0.12			CV
7440-02-0	Nickel	14.0		E	P
7440-09-7	Potassium	805			P
7782-49-2	Selenium	1.2			P
7440-22-4	Silver	0.047	U		P
7440-23-5	Sodium	330			P
7440-28-0	Thallium	0.60	B	J	P
7440-62-2	Vanadium	16.8		E J	P
7440-66-6	Zinc	63.4		NE	P

Comments:

U.S. EPA - CLP

1

EPA SAMPLE NO.

INORGANIC ANALYSIS DATA SHEET

690-SS-10(0-2")-O

Lab Name: Mitkem Laboratories Contract: 208492

Lab Code: MITKEM Case No.: SAS No.: SDG No.: SH2643

Matrix (soil/water): SOIL Lab Sample ID: H2643-17

Level (low/med): MED Date Received: 12/29/2009

% Solids: 89.0

Concentration Units (ug/L or mg/kg dry weight): MG/KG

CAS No.	Analyte	Concentration	C	Q	M
7429-90-5	Aluminum	6960		E	P
7440-36-0	Antimony	0.33	B	N	P
7440-38-2	Arsenic	8.3			P
7440-39-3	Barium	78.0		E	P
7440-41-7	Beryllium	0.36		E B	P
7440-43-9	Cadmium	0.40			P
7440-70-2	Calcium	8040			P
7440-47-3	Chromium	7.9		E B	P
7440-48-4	Cobalt	4.8		E	P
7440-50-8	Copper	30.1			P
7439-89-6	Iron	24000		E	P
7439-92-1	Lead	57.1		E	P
7439-95-4	Magnesium	3940		*E	P
7439-96-5	Manganese	597		E	P
7439-97-6	Mercury	0.10			CV
7440-02-0	Nickel	10.3		E	P
7440-09-7	Potassium	433			P
7782-49-2	Selenium	2.4			P
7440-22-4	Silver	0.050	U		P
7440-23-5	Sodium	91.0		B	P
7440-28-0	Thallium	1.2			P
7440-62-2	Vanadium	17.1		E J	P
7440-66-6	Zinc	66.6		E	P

Comments:

U.S. EPA - CLP

1

EPA SAMPLE NO.

INORGANIC ANALYSIS DATA SHEET

690-SS-10(2"-2')-O

Lab Name: Mitkem Laboratories Contract: 208492

Lab Code: MITKEM Case No.: SAS No.: SDG No.: SH2643

Matrix (soil/water): SOIL Lab Sample ID: H2643-18

Level (low/med): MED Date Received: 12/29/2009

% Solids: 87.0

Concentration Units (ug/L or mg/kg dry weight): MG/KG

CAS No.	Analyte	Concentration	C	Q	M
7429-90-5	Aluminum	4550		E	P
7440-36-0	Antimony	0.15	U	N	P
7440-38-2	Arsenic	6.8			P
7440-39-3	Barium	119		E	P
7440-41-7	Beryllium	0.27		E B	P
7440-43-9	Cadmium	0.47			P
7440-70-2	Calcium	57900			P
7440-47-3	Chromium	6.8		E B	P
7440-48-4	Cobalt	7.3		E	P
7440-50-8	Copper	37.2			P
7439-89-6	Iron	16500		E	P
7439-92-1	Lead	59.4		E	P
7439-95-4	Magnesium	26200		*E	P
7439-96-5	Manganese	1550		E	P
7439-97-6	Mercury	0.043			CV
7440-02-0	Nickel	13.3		E	P
7440-09-7	Potassium	651			P
7782-49-2	Selenium	0.65	U		P
7440-22-4	Silver	0.065	U		P
7440-23-5	Sodium	107		B	P
7440-28-0	Thallium	3.5			P
7440-62-2	Vanadium	13.7		E J	P
7440-66-6	Zinc	77.6		E	P

Comments:

U.S. EPA - CLP

1

EPA SAMPLE NO.

INORGANIC ANALYSIS DATA SHEET

690-SS-2(0-2")-O

Lab Name: Mitkem Laboratories Contract: 208492

Lab Code: MITKEM Case No.: SAS No.: SDG No.: SH2643

Matrix (soil/water): SOIL Lab Sample ID: H2643-03

Level (low/med): MED Date Received: 12/29/2009

% Solids: 81.0

Concentration Units (ug/L or mg/kg dry weight): MG/KG

CAS No.	Analyte	Concentration	C	Q	M
7429-90-5	Aluminum	7290		E	P
7440-36-0	Antimony	0.13	U	N	P
7440-38-2	Arsenic	3.6			P
7440-39-3	Barium	49.3		*E	P
7440-41-7	Beryllium	0.24		E B	P
7440-43-9	Cadmium	0.19		B	P
7440-70-2	Calcium	15000			P
7440-47-3	Chromium	11.2		E	P
7440-48-4	Cobalt	4.0		E	P
7440-50-8	Copper	13.8			P
7439-89-6	Iron	15800		E	P
7439-92-1	Lead	22.5		*E	P
7439-95-4	Magnesium	4900		*E	P
7439-96-5	Manganese	342		*E	P
7439-97-6	Mercury	0.065			CV
7440-02-0	Nickel	8.4		E	P
7440-09-7	Potassium	756			P
7782-49-2	Selenium	1.1	B		P
7440-22-4	Silver	0.057	U		P
7440-23-5	Sodium	87.1			P
7440-28-0	Thallium	0.74		J	P
7440-62-2	Vanadium	17.2		E J	P
7440-66-6	Zinc	58.9		NE	P

Comments:

U.S. EPA - CLP

1

INORGANIC ANALYSIS DATA SHEET

EPA SAMPLE NO.

690-SS-2(2"-2')-O

Lab Name: Mitkem Laboratories Contract: 208492

Lab Code: MITKEM Case No.: SAS No.: SDG No.: SH2643

Matrix (soil/water): SOIL Lab Sample ID: H2643-04

Level (low/med): MED Date Received: 12/29/2009

% Solids: 91.0

Concentration Units (ug/L or mg/kg dry weight): MG/KG

CAS No.	Analyte	Concentration	C	Q	M
7429-90-5	Aluminum	4460		E	P
7440-36-0	Antimony	0.12	U	N	P
7440-38-2	Arsenic	6.5			P
7440-39-3	Barium	39.0		*E	P
7440-41-7	Beryllium	0.24		E B	P
7440-43-9	Cadmium	0.35		B	P
7440-70-2	Calcium	74500			P
7440-47-3	Chromium	7.3		E	P
7440-48-4	Cobalt	3.5		E	P
7440-50-8	Copper	31.2			P
7439-89-6	Iron	20600		E	P
7439-92-1	Lead	136		*E	P
7439-95-4	Magnesium	31100		*E	P
7439-96-5	Manganese	318		*E	P
7439-97-6	Mercury	0.12			CV
7440-02-0	Nickel	9.7		E	P
7440-09-7	Potassium	798			P
7782-49-2	Selenium	0.53	U		P
7440-22-4	Silver	0.054	U		P
7440-23-5	Sodium	260			P
7440-28-0	Thallium	1.2		J	P
7440-62-2	Vanadium	12.2		E J	P
7440-66-6	Zinc	209		NE	P

Comments:

U.S. EPA - CLP

1

EPA SAMPLE NO.

INORGANIC ANALYSIS DATA SHEET

690-SS-3(0"-2")-O

Lab Name: Mitkem Laboratories Contract: 208492

Lab Code: MITKEM Case No.: SAS No.: SDG No.: SH2643

Matrix (soil/water): SOIL Lab Sample ID: H2643-05

Level (low/med): MED Date Received: 12/29/2009

% Solids: 80.0

Concentration Units (ug/L or mg/kg dry weight): MG/KG

CAS No.	Analyte	Concentration	C	Q	M
7429-90-5	Aluminum	8000		E	P
7440-36-0	Antimony	0.20	U	N	P
7440-38-2	Arsenic	4.1			P
7440-39-3	Barium	53.5		*E	P
7440-41-7	Beryllium	0.24	B	E J	P
7440-43-9	Cadmium	0.16	B		P
7440-70-2	Calcium	8410			P
7440-47-3	Chromium	10.9		E	P
7440-48-4	Cobalt	4.2		E	P
7440-50-8	Copper	13.0			P
7439-89-6	Iron	13600		E	P
7439-92-1	Lead	18.8		*E	P
7439-95-4	Magnesium	4410		*E	P
7439-96-5	Manganese	360		*E	P
7439-97-6	Mercury	0.055			CV
7440-02-0	Nickel	8.7		E	P
7440-09-7	Potassium	694			P
7782-49-2	Selenium	2.2			P
7440-22-4	Silver	0.089	U		P
7440-23-5	Sodium	167			P
7440-28-0	Thallium	0.55	B	J	P
7440-62-2	Vanadium	18.5		E	P
7440-66-6	Zinc	55.5		NE	P

Comments:

U.S. EPA - CLP

1

EPA SAMPLE NO.

INORGANIC ANALYSIS DATA SHEET

690-SS-3(2"-2')-D

Lab Name: Mitkem Laboratories Contract: 208492

Lab Code: MITKEM Case No.: SAS No.: SDG No.: SH2643

Matrix (soil/water): SOIL Lab Sample ID: H2643-22

Level (low/med): MED Date Received: 12/29/2009

% Solids: 82.0

Concentration Units (ug/L or mg/kg dry weight): MG/KG

CAS No.	Analyte	Concentration	C	Q	M
7429-90-5	Aluminum	8390		E	P
7440-36-0	Antimony	0.15	U	N	P
7440-38-2	Arsenic	3.6			P
7440-39-3	Barium	51.1		E	P
7440-41-7	Beryllium	0.25		E	P
7440-43-9	Cadmium	0.12	B		P
7440-70-2	Calcium	12000			P
7440-47-3	Chromium	10.1		E	P
7440-48-4	Cobalt	3.7		E	P
7440-50-8	Copper	9.4			P
7439-89-6	Iron	15700		E	P
7439-92-1	Lead	14.4		E	P
7439-95-4	Magnesium	6870		*E	P
7439-96-5	Manganese	349		E	P
7439-97-6	Mercury	0.069			CV
7440-02-0	Nickel	7.9		E	P
7440-09-7	Potassium	556			P
7782-49-2	Selenium	1.8			P
7440-22-4	Silver	0.066	U		P
7440-23-5	Sodium	481			P
7440-28-0	Thallium	0.78	B	J	P
7440-62-2	Vanadium	19.1		E J	P
7440-66-6	Zinc	46.2		E	P

Comments:

U.S. EPA - CLP

1

INORGANIC ANALYSIS DATA SHEET

EPA SAMPLE NO.

690-SS-3(2"-2')-O

Lab Name: Mitkem Laboratories Contract: 208492

Lab Code: MITKEM Case No.: SAS No.: SDG No.: SH2643

Matrix (soil/water): SOIL Lab Sample ID: H2643-06

Level (low/med): MED Date Received: 12/29/2009

% Solids: 87.0

Concentration Units (ug/L or mg/kg dry weight): MG/KG

CAS No.	Analyte	Concentration	C	Q	M
7429-90-5	Aluminum	4630		E	P
7440-36-0	Antimony	0.15	U	N	P
7440-38-2	Arsenic	7.8			P
7440-39-3	Barium	66.5		*E	P
7440-41-7	Beryllium	0.29		E J	P
7440-43-9	Cadmium	0.31			P
7440-70-2	Calcium	81800			P
7440-47-3	Chromium	6.8		E	P
7440-48-4	Cobalt	4.0		E	P
7440-50-8	Copper	99.9			P
7439-89-6	Iron	19400		E	P
7439-92-1	Lead	58.2		*E	P
7439-95-4	Magnesium	20800		*E	P
7439-96-5	Manganese	456		*E	P
7439-97-6	Mercury	0.18			CV
7440-02-0	Nickel	9.9		E	P
7440-09-7	Potassium	744			P
7782-49-2	Selenium	0.65	U		P
7440-22-4	Silver	0.081	B		P
7440-23-5	Sodium	455			P
7440-28-0	Thallium	1.8		J	P
7440-62-2	Vanadium	13.9		E	P
7440-66-6	Zinc	108		NE	P

Comments:

U.S. EPA - CLP

1

INORGANIC ANALYSIS DATA SHEET

EPA SAMPLE NO.

690-SS-4(0-2")-O

Lab Name: Mitkem Laboratories Contract: 208492

Lab Code: MITKEM Case No.: SAS No.: SDG No.: SH2643

Matrix (soil/water): SOIL Lab Sample ID: H2643-07

Level (low/med): MED Date Received: 12/29/2009

% Solids: 84.0

Concentration Units (ug/L or mg/kg dry weight): MG/KG

CAS No.	Analyte	Concentration	C	Q	M
7429-90-5	Aluminum	7010		E	P
7440-36-0	Antimony	0.15	U	N	P
7440-38-2	Arsenic	3.7			P
7440-39-3	Barium	49.2		*E	P
7440-41-7	Beryllium	0.24		E J	P
7440-43-9	Cadmium	0.15	B		P
7440-70-2	Calcium	20700			P
7440-47-3	Chromium	9.6		E	P
7440-48-4	Cobalt	4.2		E	P
7440-50-8	Copper	20.9			P
7439-89-6	Iron	16500		E	P
7439-92-1	Lead	22.0		*E	P
7439-95-4	Magnesium	7870		*E	P
7439-96-5	Manganese	358		*E	P
7439-97-6	Mercury	0.053			CV
7440-02-0	Nickel	8.8		E	P
7440-09-7	Potassium	743			P
7782-49-2	Selenium	1.8			P
7440-22-4	Silver	0.066	U		P
7440-23-5	Sodium	90.8			P
7440-28-0	Thallium	0.91		J	P
7440-62-2	Vanadium	17.6		E	P
7440-66-6	Zinc	57.8		NE	P

Comments:

U.S. EPA - CLP

1

EPA SAMPLE NO.

INORGANIC ANALYSIS DATA SHEET

690-SS-4(2"-2')-O

Lab Name: Mitkem Laboratories Contract: 208492

Lab Code: MITKEM Case No.: SAS No.: SDG No.: SH2643

Matrix (soil/water): SOIL Lab Sample ID: H2643-08

Level (low/med): MED Date Received: 12/29/2009

% Solids: 93.0

Concentration Units (ug/L or mg/kg dry weight): MG/KG

CAS No.	Analyte	Concentration	C	Q	M
7429-90-5	Aluminum	3290		E	P
7440-36-0	Antimony	0.14	U	N	P
7440-38-2	Arsenic	5.5			P
7440-39-3	Barium	60.3		*E	P
7440-41-7	Beryllium	0.20		E J	P
7440-43-9	Cadmium	0.30			P
7440-70-2	Calcium	63200			P
7440-47-3	Chromium	9.4		E	P
7440-48-4	Cobalt	3.2		E	P
7440-50-8	Copper	91.3			P
7439-89-6	Iron	9590		E	P
7439-92-1	Lead	65.3		*E	P
7439-95-4	Magnesium	17400		*E	P
7439-96-5	Manganese	254		*E	P
7439-97-6	Mercury	0.11			CV
7440-02-0	Nickel	11.8		E	P
7440-09-7	Potassium	525			P
7782-49-2	Selenium	0.73	B		P
7440-22-4	Silver	0.26	B		P
7440-23-5	Sodium	163			P
7440-28-0	Thallium	0.95		J	P
7440-62-2	Vanadium	14.0		E	P
7440-66-6	Zinc	100		NE	P

Comments:

U.S. EPA - CLP

1

EPA SAMPLE NO.

INORGANIC ANALYSIS DATA SHEET

690-SS-5(0-2")-D

Lab Name: Mitkem Laboratories Contract: 208492

Lab Code: MITKEM Case No.: SAS No.: SDG No.: SH2643

Matrix (soil/water): SOIL Lab Sample ID: H2643-23

Level (low/med): MED Date Received: 12/29/2009

% Solids: 84.0

Concentration Units (ug/L or mg/kg dry weight): MG/KG

CAS No.	Analyte	Concentration	C	Q	M
7429-90-5	Aluminum	7200		E	P
7440-36-0	Antimony	0.11	U	N	P
7440-38-2	Arsenic	3.5			P
7440-39-3	Barium	52.2		E	P
7440-41-7	Beryllium	0.25		E	P
7440-43-9	Cadmium	0.16			P
7440-70-2	Calcium	24700			P
7440-47-3	Chromium	9.3		E	P
7440-48-4	Cobalt	4.1		E	P
7440-50-8	Copper	18.6			P
7439-89-6	Iron	15700		E	P
7439-92-1	Lead	21.1		E	P
7439-95-4	Magnesium	7820		*E	P
7439-96-5	Manganese	410		E	P
7439-97-6	Mercury	0.044			CV
7440-02-0	Nickel	8.3		E	P
7440-09-7	Potassium	681			P
7782-49-2	Selenium	1.2			P
7440-22-4	Silver	0.048	U		P
7440-23-5	Sodium	111		B	P
7440-28-0	Thallium	0.90			P
7440-62-2	Vanadium	17.6		E J	P
7440-66-6	Zinc	48.4		E	P

Comments:

U.S. EPA - CLP

1

EPA SAMPLE NO.

INORGANIC ANALYSIS DATA SHEET

690-SS-5(0-2")-O

Lab Name: Mitkem Laboratories Contract: 208492

Lab Code: MITKEM Case No.: SAS No.: SDG No.: SH2643

Matrix (soil/water): SOIL Lab Sample ID: H2643-09

Level (low/med): MED Date Received: 12/29/2009

% Solids: 85.0

Concentration Units (ug/L or mg/kg dry weight): MG/KG

CAS No.	Analyte	Concentration	C	Q	M
7429-90-5	Aluminum	7280		E	P
7440-36-0	Antimony	0.19	U	N	P
7440-38-2	Arsenic	7.0			P
7440-39-3	Barium	63.4		*E	P
7440-41-7	Beryllium	0.27		E J	P
7440-43-9	Cadmium	0.15	B		P
7440-70-2	Calcium	14700			P
7440-47-3	Chromium	9.0		E	P
7440-48-4	Cobalt	4.6		E	P
7440-50-8	Copper	14.1			P
7439-89-6	Iron	19100		E	P
7439-92-1	Lead	22.9		*E	P
7439-95-4	Magnesium	6730		*E	P
7439-96-5	Manganese	526		*E	P
7439-97-6	Mercury	0.048			CV
7440-02-0	Nickel	8.6		E	P
7440-09-7	Potassium	591			P
7782-49-2	Selenium	2.0			P
7440-22-4	Silver	0.082	U		P
7440-23-5	Sodium	112			P
7440-28-0	Thallium	1.3		J	P
7440-62-2	Vanadium	19.7		E	P
7440-66-6	Zinc	54.9		NE	P

Comments:

U.S. EPA - CLP

1

INORGANIC ANALYSIS DATA SHEET

EPA SAMPLE NO.

690-SS-5(2"-2')-O

Lab Name: Mitkem Laboratories Contract: 208492

Lab Code: MITKEM Case No.: SAS No.: SDG No.: SH2643

Matrix (soil/water): SOIL Lab Sample ID: H2643-10

Level (low/med): MED Date Received: 12/29/2009

% Solids: 83.0

Concentration Units (ug/L or mg/kg dry weight): MG/KG

CAS No.	Analyte	Concentration	C	Q	M
7429-90-5	Aluminum	9700		E	P
7440-36-0	Antimony	0.17	U	N	P
7440-38-2	Arsenic	3.6			P
7440-39-3	Barium	63.8		*E	P
7440-41-7	Beryllium	0.33		E J	P
7440-43-9	Cadmium	0.11	B		P
7440-70-2	Calcium	13100			P
7440-47-3	Chromium	11.5		E	P
7440-48-4	Cobalt	5.2		E	P
7440-50-8	Copper	9.0			P
7439-89-6	Iron	18300		E	P
7439-92-1	Lead	12.4		*E	P
7439-95-4	Magnesium	5700		*E	P
7439-96-5	Manganese	378		*E	P
7439-97-6	Mercury	0.061			CV
7440-02-0	Nickel	11.0		E	P
7440-09-7	Potassium	780			P
7782-49-2	Selenium	1.3	B		P
7440-22-4	Silver	0.076	U		P
7440-23-5	Sodium	445			P
7440-28-0	Thallium	0.81	B	J	P
7440-62-2	Vanadium	20.9		E	P
7440-66-6	Zinc	34.8		NE	P

Comments:

U.S. EPA - CLP

1

INORGANIC ANALYSIS DATA SHEET

EPA SAMPLE NO.

690-SS-6(0-2")-O

Lab Name: Mitkem Laboratories Contract: 208492

Lab Code: MITKEM Case No.: SAS No.: SDG No.: SH2643

Matrix (soil/water): SOIL Lab Sample ID: H2643-11

Level (low/med): MED Date Received: 12/29/2009

% Solids: 87.0

Concentration Units (ug/L or mg/kg dry weight): MG/KG

CAS No.	Analyte	Concentration	C	Q	M
7429-90-5	Aluminum	4940		E	P
7440-36-0	Antimony	0.17	U	N	P
7440-38-2	Arsenic	3.6			P
7440-39-3	Barium	46.1		*E	P
7440-41-7	Beryllium	0.18	B	E J	P
7440-43-9	Cadmium	0.13	B		P
7440-70-2	Calcium	46900			P
7440-47-3	Chromium	7.9		E	P
7440-48-4	Cobalt	3.6		E	P
7440-50-8	Copper	27.2			P
7439-89-6	Iron	10700		E	P
7439-92-1	Lead	34.5		*E	P
7439-95-4	Magnesium	14000		*E	P
7439-96-5	Manganese	321		*E	P
7439-97-6	Mercury	0.049			CV
7440-02-0	Nickel	8.8		E	P
7440-09-7	Potassium	747			P
7782-49-2	Selenium	0.75	U		P
7440-22-4	Silver	0.076	U		P
7440-23-5	Sodium	96.0			P
7440-28-0	Thallium	1.2			P
7440-62-2	Vanadium	12.8		E J	P
7440-66-6	Zinc	61.9		NE	P

Comments:

U.S. EPA - CLP

1

EPA SAMPLE NO.

INORGANIC ANALYSIS DATA SHEET

690-SS-6(2"-2')-O

Lab Name: Mitkem Laboratories Contract: 208492

Lab Code: MITKEM Case No.: SAS No.: SDG No.: SH2643

Matrix (soil/water): SOIL Lab Sample ID: H2643-12

Level (low/med): MED Date Received: 12/29/2009

% Solids: 88.0

Concentration Units (ug/L or mg/kg dry weight): MG/KG

CAS No.	Analyte	Concentration	C	Q	M
7429-90-5	Aluminum	3160		E	P
7440-36-0	Antimony	0.16	U	N	P
7440-38-2	Arsenic	1.8			P
7440-39-3	Barium	21.1		*E	P
7440-41-7	Beryllium	0.085	B	E J	P
7440-43-9	Cadmium	0.026	B		P
7440-70-2	Calcium	28000			P
7440-47-3	Chromium	6.3		E	P
7440-48-4	Cobalt	2.6		E	P
7440-50-8	Copper	9.2			P
7439-89-6	Iron	7930		E	P
7439-92-1	Lead	8.4		*E	P
7439-95-4	Magnesium	6940		*E	P
7439-96-5	Manganese	241		*E	P
7439-97-6	Mercury	0.020	B		CV
7440-02-0	Nickel	6.0		E	P
7440-09-7	Potassium	468			P
7782-49-2	Selenium	0.69	U		P
7440-22-4	Silver	0.070	U		P
7440-23-5	Sodium	83.2			P
7440-28-0	Thallium	0.56	B		P
7440-62-2	Vanadium	10.1		E J	P
7440-66-6	Zinc	24.8		NE	P

Comments:

U.S. EPA - CLP

1

INORGANIC ANALYSIS DATA SHEET

EPA SAMPLE NO.

690-SS-8(0-2")-O

Lab Name: Mitkem Laboratories Contract: 208492

Lab Code: MITKEM Case No.: SAS No.: SDG No.: SH2643

Matrix (soil/water): SOIL Lab Sample ID: H2643-13

Level (low/med): MED Date Received: 12/29/2009

% Solids: 88.0

Concentration Units (ug/L or mg/kg dry weight): MG/KG

CAS No.	Analyte	Concentration	C	Q	M
7429-90-5	Aluminum	3620		E	P
7440-36-0	Antimony	0.11	U	N	P
7440-38-2	Arsenic	2.2			P
7440-39-3	Barium	24.3		*E	P
7440-41-7	Beryllium	0.12	B	E J	P
7440-43-9	Cadmium	0.072	B		P
7440-70-2	Calcium	47800			P
7440-47-3	Chromium	5.9		E	P
7440-48-4	Cobalt	2.8		E	P
7440-50-8	Copper	10.8			P
7439-89-6	Iron	7940		E	P
7439-92-1	Lead	12.3		*E	P
7439-95-4	Magnesium	10400		*E	P
7439-96-5	Manganese	239		*E	P
7439-97-6	Mercury	0.013	B		CV
7440-02-0	Nickel	6.9		E	P
7440-09-7	Potassium	585			P
7782-49-2	Selenium	0.47	U		P
7440-22-4	Silver	0.048	U		P
7440-23-5	Sodium	85.0			P
7440-28-0	Thallium	0.78			P
7440-62-2	Vanadium	10.5		E J	P
7440-66-6	Zinc	36.6		NE	P

Comments:

U.S. EPA - CLP

1

EPA SAMPLE NO.

INORGANIC ANALYSIS DATA SHEET

690-SS-8(2"-2')-O

Lab Name: Mitkem Laboratories Contract: 208492

Lab Code: MITKEM Case No.: SAS No.: SDG No.: SH2643

Matrix (soil/water): SOIL Lab Sample ID: H2643-14

Level (low/med): MED Date Received: 12/29/2009

% Solids: 90.0

Concentration Units (ug/L or mg/kg dry weight): MG/KG

CAS No.	Analyte	Concentration	C	Q	M
7429-90-5	Aluminum	3110		E	P
7440-36-0	Antimony	0.14	U	N	P
7440-38-2	Arsenic	2.2			P
7440-39-3	Barium	23.5		E	P
7440-41-7	Beryllium	0.097	B	E J	P
7440-43-9	Cadmium	0.057	B		P
7440-70-2	Calcium	44200			P
7440-47-3	Chromium	5.1		E	P
7440-48-4	Cobalt	2.8		E	P
7440-50-8	Copper	9.7			P
7439-89-6	Iron	8120		E	P
7439-92-1	Lead	12.2		E	P
7439-95-4	Magnesium	13300		*E	P
7439-96-5	Manganese	253		E	P
7439-97-6	Mercury	0.030	B		CV
7440-02-0	Nickel	6.6		E	P
7440-09-7	Potassium	552			P
7782-49-2	Selenium	0.61	U		P
7440-22-4	Silver	0.062	U		P
7440-23-5	Sodium	110		B	P
7440-28-0	Thallium	0.67	B		P
7440-62-2	Vanadium	11.1		E J	P
7440-66-6	Zinc	30.5		E	P

Comments:

U.S. EPA - CLP

1

INORGANIC ANALYSIS DATA SHEET

EPA SAMPLE NO.

690-SS-9(0-2")-O

Lab Name: Mitkem Laboratories Contract: 208492

Lab Code: MITKEM Case No.: SAS No.: SDG No.: SH2643

Matrix (soil/water): SOIL Lab Sample ID: H2643-15

Level (low/med): MED Date Received: 12/29/2009

% Solids: 85.0

Concentration Units (ug/L or mg/kg dry weight): MG/KG

CAS No.	Analyte	Concentration	C	Q	M
7429-90-5	Aluminum	3350		E	P
7440-36-0	Antimony	0.12	U	N	P
7440-38-2	Arsenic	1.9			P
7440-39-3	Barium	21.1		E	P
7440-41-7	Beryllium	0.095	B	E J	P
7440-43-9	Cadmium	0.052	B		P
7440-70-2	Calcium	37400			P
7440-47-3	Chromium	5.1		E	P
7440-48-4	Cobalt	2.8		E	P
7440-50-8	Copper	6.5			P
7439-89-6	Iron	8140		E	P
7439-92-1	Lead	4.3		E	P
7439-95-4	Magnesium	10900		*E	P
7439-96-5	Manganese	276		E	P
7439-97-6	Mercury	0.010	B		CV
7440-02-0	Nickel	6.5		E	P
7440-09-7	Potassium	474			P
7782-49-2	Selenium	0.60	B		P
7440-22-4	Silver	0.055	U		P
7440-23-5	Sodium	85.9		B	P
7440-28-0	Thallium	0.71			P
7440-62-2	Vanadium	10.1		E J	P
7440-66-6	Zinc	30.3		E	P

Comments:

U.S. EPA - CLP

1

INORGANIC ANALYSIS DATA SHEET

EPA SAMPLE NO.

690-SS-9(2"-2')-O

Lab Name: Mitkem Laboratories Contract: 208492

Lab Code: MITKEM Case No.: SAS No.: SDG No.: SH2643

Matrix (soil/water): SOIL Lab Sample ID: H2643-16

Level (low/med): MED Date Received: 12/29/2009

% Solids: 87.0

Concentration Units (ug/L or mg/kg dry weight): MG/KG

CAS No.	Analyte	Concentration	C	Q	M
7429-90-5	Aluminum	3730		E	P
7440-36-0	Antimony	0.12	U	N	P
7440-38-2	Arsenic	2.2			P
7440-39-3	Barium	22.7		E	P
7440-41-7	Beryllium	0.10	B	E	P
7440-43-9	Cadmium	0.069	B		P
7440-70-2	Calcium	33100			P
7440-47-3	Chromium	5.4		E	P
7440-48-4	Cobalt	3.0		E	P
7440-50-8	Copper	8.3			P
7439-89-6	Iron	8820		E	P
7439-92-1	Lead	5.5		E	P
7439-95-4	Magnesium	8220		*E	P
7439-96-5	Manganese	264		E	P
7439-97-6	Mercury	0.038	B		CV
7440-02-0	Nickel	6.6		E	P
7440-09-7	Potassium	491			P
7782-49-2	Selenium	0.53	U		P
7440-22-4	Silver	0.054	U		P
7440-23-5	Sodium	86.4		B	P
7440-28-0	Thallium	0.76			P
7440-62-2	Vanadium	11.0		E J	P
7440-66-6	Zinc	33.1		E	P

Comments:

U.S. EPA - CLP

1

INORGANIC ANALYSIS DATA SHEET

EPA SAMPLE NO.: 690-TP-D-O

Lab Name: Mitkem Laboratories Contract: 208492

Lab Code: MITKEM Case No.: SAS No.: SDG No.: SH2643

Matrix (soil/water): SOIL Lab Sample ID: H2643-20

Level (low/med): MED Date Received: 12/29/2009

% Solids: 86.0

Concentration Units (ug/L or mg/kg dry weight): MG/KG

CAS No.	Analyte	Concentration	C	Q	M
7429-90-5	Aluminum	4450		E	P
7440-36-0	Antimony	0.14	U	N	P
7440-38-2	Arsenic	3.7			P
7440-39-3	Barium	44.2		E	P
7440-41-7	Beryllium	0.21		E	P
7440-43-9	Cadmium	0.10	B		P
7440-70-2	Calcium	77500			P
7440-47-3	Chromium	6.5		E	P
7440-48-4	Cobalt	3.2		E	P
7440-50-8	Copper	18.5			P
7439-89-6	Iron	9120		E	P
7439-92-1	Lead	24.2		E	P
7439-95-4	Magnesium	36700		*E	P
7439-96-5	Manganese	326		E	P
7439-97-6	Mercury	0.084			CV
7440-02-0	Nickel	7.4		E	P
7440-09-7	Potassium	904			P
7782-49-2	Selenium	0.60	U		P
7440-22-4	Silver	0.061	U		P
7440-23-5	Sodium	110		B	P
7440-28-0	Thallium	1.4			P
7440-62-2	Vanadium	10.6		E J	P
7440-66-6	Zinc	46.5		E	P

Comments:

U.S. EPA - CLP

1

EPA SAMPLE NO.

INORGANIC ANALYSIS DATA SHEET

690-TP-E-0

Lab Name: Mitkem Laboratories Contract: 208492

Lab Code: MITKEM Case No.: SAS No.: SDG No.: SH2643

Matrix (soil/water): SOIL Lab Sample ID: H2643-19

Level (low/med): MED Date Received: 12/29/2009

% Solids: 93.0

Concentration Units (ug/L or mg/kg dry weight): MG/KG

CAS No.	Analyte	Concentration	C	Q	M
7429-90-5	Aluminum	2910		E	P
7440-36-0	Antimony	0.11	U	N	P
7440-38-2	Arsenic	0.98			P
7440-39-3	Barium	22.2		E	P
7440-41-7	Beryllium	0.12	B	E	P
7440-43-9	Cadmium	0.0082	U		P
7440-70-2	Calcium	30200			P
7440-47-3	Chromium	3.7		E	P
7440-48-4	Cobalt	3.0		E	P
7440-50-8	Copper	6.5			P
7439-89-6	Iron	6010		E	P
7439-92-1	Lead	2.4		E	P
7439-95-4	Magnesium	14400		*E	P
7439-96-5	Manganese	130		E	P
7439-97-6	Mercury	0.0086	B		CV
7440-02-0	Nickel	6.7		E	P
7440-09-7	Potassium	838			P
7782-49-2	Selenium	0.49	U		P
7440-22-4	Silver	0.050	U		P
7440-23-5	Sodium	361		B	P
7440-28-0	Thallium	0.44	B		P
7440-62-2	Vanadium	4.8		E J	P
7440-66-6	Zinc	38.5		E	P

Comments:

U.S. EPA - CLP

1

EPA SAMPLE NO.

INORGANIC ANALYSIS DATA SHEET

690-TP-F-O

Lab Name: Mitkem Laboratories Contract: 208492

Lab Code: MITKEM Case No.: SAS No.: SDG No.: SH2643

Matrix (soil/water): SOIL Lab Sample ID: H2643-21

Level (low/med): MED Date Received: 12/29/2009

% Solids: 87.0

Concentration Units (ug/L or mg/kg dry weight): MG/KG

CAS No.	Analyte	Concentration	C	Q	M
7429-90-5	Aluminum	1780		E	P
7440-36-0	Antimony	0.17	U	N	P
7440-38-2	Arsenic	2.5			P
7440-39-3	Barium	18.6		E	P
7440-41-7	Beryllium	0.082	B	E	P
7440-43-9	Cadmium	0.027	B		P
7440-70-2	Calcium	128000			P
7440-47-3	Chromium	6.1		E	P
7440-48-4	Cobalt	2.7		E	P
7440-50-8	Copper	11.1			P
7439-89-6	Iron	5080		E	P
7439-92-1	Lead	23.7		E	P
7439-95-4	Magnesium	38300		*E	P
7439-96-5	Manganese	216		E	P
7439-97-6	Mercury	0.028	B		CV
7440-02-0	Nickel	6.1		E	P
7440-09-7	Potassium	477			P
7782-49-2	Selenium	0.72	U		P
7440-22-4	Silver	0.073	U		P
7440-23-5	Sodium	102		B	P
7440-28-0	Thallium	1.5			P
7440-62-2	Vanadium	5.7		E J	P
7440-66-6	Zinc	22.9		E	P

Comments:

1J - FORM I VOA-TIC

VOLATILE ORGANICS ANALYSIS DATA SHEET

TENTATIVELY IDENTIFIED COMPOUNDS

EPA SAMPLE NO.

690-SS-1(0-2")-O

Lab Name: MITKEM LABORATORIES Contract:

Lab Code: MITKEM Case No.: H2643 Mod. Ref No.: SDG No.: SH2643

Matrix: (SOIL/SED/WATER) SOIL Lab Sample ID: H2643-01B

Sample wt/vol: 5.50 (g/mL) G Lab File ID: V6H1458.D

Level: (TRACE or LOW/MED) LOW Date Received: 12/29/2009

% Moisture: not dec. 18 Date Analyzed: 12/30/2009

GC Column: DB-624 ID: 0.25 (mm) Dilution Factor: 1.0

Soil Extract Volume: (uL) Soil Aliquot Volume: (uL)

CONCENTRATION UNITS: (ug/L or ug/Kg) µG/KG Purge Volume: 10.0 (mL)

CAS NUMBER	COMPOUND NAME	RT	EST. CONC.	Q
E966796[1]	Total Alkanes	N/A		

[1]EPA-designated Registry Number.

1J - FORM I VOA-TIC

VOLATILE ORGANICS ANALYSIS DATA SHEET

TENTATIVELY IDENTIFIED COMPOUNDS

EPA SAMPLE NO.

690-SS-1(2"-2')-O

Lab Name: MITKEM LABORATORIES Contract:

Lab Code: MITKEM Case No.: H2643 Mod. Ref No.: SDG No.: SH2643

Matrix: (SOIL/SED/WATER) SOIL Lab Sample ID: H2643-02B

Sample wt/vol: 5.40 (g/mL) G Lab File ID: V6H1459.D

Level: (TRACE or LOW/MED) LOW Date Received: 12/29/2009

% Moisture: not dec. 14 Date Analyzed: 12/30/2009

GC Column: DB-624 ID: 0.25 (mm) Dilution Factor: 1.0

Soil Extract Volume: (uL) Soil Aliquot Volume: (uL)

CONCENTRATION UNITS: (ug/L or ug/Kg) µG/KG Purge Volume: 10.0 (mL)

CAS NUMBER	COMPOUND NAME	RT	EST. CONC.	Q
E96679€ [1]	Total Alkanes	N/A		

[1]EPA-designated Registry Number.

1J - FORM I VOA-TIC

VOLATILE ORGANICS ANALYSIS DATA SHEET

TENTATIVELY IDENTIFIED COMPOUNDS

EPA SAMPLE NO.

690-SS-2(0-2")-O

Lab Name: MITKEM LABORATORIES Contract:

Lab Code: MITKEM Case No.: H2643 Mod. Ref No.: SDG No.: SH2643

Matrix: (SOIL/SED/WATER) SOIL Lab Sample ID: H2643-03B

Sample wt/vol: 5.50 (g/mL) G Lab File ID: V6H1460.D

Level: (TRACE or LOW/MED) LOW Date Received: 12/29/2009

% Moisture: not dec. 19 Date Analyzed: 12/30/2009

GC Column: DB-624 ID: 0.25 (mm) Dilution Factor: 1.0

Soil Extract Volume: (uL) Soil Aliquot Volume: (uL)

CONCENTRATION UNITS: (ug/L or ug/Kg) µG/KG Purge Volume: 10.0 (mL)

CAS NUMBER	COMPOUND NAME	RT	EST. CONC.	Q
E966796[1]	Total Alkanes	N/A		

[1]EPA-designated Registry Number.

1J - FORM I VOA-TIC

VOLATILE ORGANICS ANALYSIS DATA SHEET

TENTATIVELY IDENTIFIED COMPOUNDS

EPA SAMPLE NO.

690-SS-2(2"-2')-O

Lab Name: MITKEM LABORATORIES Contract:

Lab Code: MITKEM Case No.: H2643 Mod. Ref No.: SDG No.: SH2643

Matrix: (SOIL/SED/WATER) SOIL Lab Sample ID: H2643-04B

Sample wt/vol: 6.50 (g/mL) G Lab File ID: V6H1461.D

Level: (TRACE or LOW/MED) LOW Date Received: 12/29/2009

% Moisture: not dec. 9.0 Date Analyzed: 12/30/2009

GC Column: DB-624 ID: 0.25 (mm) Dilution Factor: 1.0

Soil Extract Volume: (uL) Soil Aliquot Volume: (uL)

CONCENTRATION UNITS: (ug/L or ug/Kg) µG/KG Purge Volume: 10.0 (mL)

CAS NUMBER	COMPOUND NAME	RT	EST. CONC.	Q
E96679€ [1]	Total Alkanes	N/A		

[1]EPA-designated Registry Number.

1J - FORM I VOA-TIC

VOLATILE ORGANICS ANALYSIS DATA SHEET

TENTATIVELY IDENTIFIED COMPOUNDS

EPA SAMPLE NO.

690-SS-3(0"-2")-O

Lab Name: MITKEM LABORATORIES Contract:

Lab Code: MITKEM Case No.: H2643 Mod. Ref No.: SDG No.: SH2643

Matrix: (SOIL/SED/WATER) SOIL Lab Sample ID: H2643-05B

Sample wt/vol: 5.90 (g/mL) G Lab File ID: V6H1462.D

Level: (TRACE or LOW/MED) LOW Date Received: 12/29/2009

% Moisture: not dec. 20 Date Analyzed: 12/30/2009

GC Column: DB-624 ID: 0.25 (mm) Dilution Factor: 1.0

Soil Extract Volume: (uL) Soil Aliquot Volume: (uL)

CONCENTRATION UNITS: (ug/L or ug/Kg) µG/KG Purge Volume: 10.0 (mL)

CAS NUMBER	COMPOUND NAME	RT	EST. CONC.	Q
E96679[1]	Total Alkanes	N/A		

[1]EPA-designated Registry Number.

1J - FORM I VOA-TIC

VOLATILE ORGANICS ANALYSIS DATA SHEET

TENTATIVELY IDENTIFIED COMPOUNDS

EPA SAMPLE NO.

690-SS-3(2"-2')-O

Lab Name: MITKEM LABORATORIES Contract:

Lab Code: MITKEM Case No.: H2643 Mod. Ref No.: SDG No.: SH2643

Matrix: (SOIL/SED/WATER) SOIL Lab Sample ID: H2643-06B

Sample wt/vol: 5.10 (g/mL) G Lab File ID: V5L4869.D

Level: (TRACE or LOW/MED) LOW Date Received: 12/29/2009

% Moisture: not dec. 13 Date Analyzed: 01/08/2010

GC Column: DB-624 ID: 0.25 (mm) Dilution Factor: 1.0

Soil Extract Volume: (uL) Soil Aliquot Volume: (uL)

CONCENTRATION UNITS: (ug/L or ug/Kg) µG/KG Purge Volume: 10.0 (mL)

CAS NUMBER	COMPOUND NAME	RT	EST. CONC.	Q
E96679([1]	Total Alkanes	N/A		

[1] EPA-designated Registry Number.

1J - FORM I VOA-TIC

VOLATILE ORGANICS ANALYSIS DATA SHEET

TENTATIVELY IDENTIFIED COMPOUNDS

EPA SAMPLE NO.

690-SS-4(0-2")-O

Lab Name: MITKEM LABORATORIES Contract:

Lab Code: MITKEM Case No.: H2643 Mod. Ref No.: SDG No.: SH2643

Matrix: (SOIL/SED/WATER) SOIL Lab Sample ID: H2643-07B

Sample wt/vol: 5.30 (g/mL) G Lab File ID: V6H1464.D

Level: (TRACE or LOW/MED) LOW Date Received: 12/29/2009

% Moisture: not dec. 16 Date Analyzed: 12/30/2009

GC Column: DB-624 ID: 0.25 (mm) Dilution Factor: 1.0

Soil Extract Volume: (uL) Soil Aliquot Volume: (uL)

CONCENTRATION UNITS: (ug/L or ug/Kg) µG/KG Purge Volume: 10.0 (mL)

CAS NUMBER	COMPOUND NAME	RT	EST. CONC.	Q
E96679€ [1]	Total Alkanes	N/A		

[1] EPA-designated Registry Number.

1J - FORM I VOA-TIC

VOLATILE ORGANICS ANALYSIS DATA SHEET

TENTATIVELY IDENTIFIED COMPOUNDS

EPA SAMPLE NO.

690-SS-4(2"-2')-O

Lab Name: MITKEM LABORATORIES Contract:

Lab Code: MITKEM Case No.: H2643 Mod. Ref No.: SDG No.: SH2643

Matrix: (SOIL/SED/WATER) SOIL Lab Sample ID: H2643-08B

Sample wt/vol: 5.40 (g/mL) G Lab File ID: V5L4870.D

Level: (TRACE or LOW/MED) LOW Date Received: 12/29/2009

% Moisture: not dec. 7.0 Date Analyzed: 01/08/2010

GC Column: DB-624 ID: 0.25 (mm) Dilution Factor: 1.0

Soil Extract Volume: (uL) Soil Aliquot Volume: (uL)

CONCENTRATION UNITS: (ug/L or ug/Kg) µG/KG Purge Volume: 10.0 (mL)

CAS NUMBER	COMPOUND NAME	RT	EST. CONC.	Q
E96679€ [1]	Total Alkanes	N/A		

[1] EPA-designated Registry Number.

1J - FORM I VOA-TIC

VOLATILE ORGANICS ANALYSIS DATA SHEET

TENTATIVELY IDENTIFIED COMPOUNDS

EPA SAMPLE NO.

690-SS-5(0-2")-O

Lab Name: MITKEM LABORATORIES Contract:

Lab Code: MITKEM Case No.: H2643 Mod. Ref No.: SDG No.: SH2643

Matrix: (SOIL/SED/WATER) SOIL Lab Sample ID: H2643-09B

Sample wt/vol: 6.10 (g/mL) G Lab File ID: V6H1466.D

Level: (TRACE or LOW/MED) LOW Date Received: 12/29/2009

% Moisture: not dec. 15 Date Analyzed: 12/30/2009

GC Column: DB-624 ID: 0.25 (mm) Dilution Factor: 1.0

Soil Extract Volume: (uL) Soil Aliquot Volume: (uL)

CONCENTRATION UNITS: (ug/L or ug/Kg) µG/KG Purge Volume: 10.0 (mL)

CAS NUMBER	COMPOUND NAME	RT	EST. CONC.	Q
E96679€ [1]	Total Alkanes	N/A		

[1] EPA-designated Registry Number.

1J - FORM I VOA-TIC

VOLATILE ORGANICS ANALYSIS DATA SHEET

TENTATIVELY IDENTIFIED COMPOUNDS

EPA SAMPLE NO.

690-SS-5(2"-2')-O

Lab Name: MITKEM LABORATORIES Contract:

Lab Code: MITKEM Case No.: H2643 Mod. Ref No.: SDG No.: SH2643

Matrix: (SOIL/SED/WATER) SOIL Lab Sample ID: H2643-10B

Sample wt/vol: 6.30 (g/mL) G Lab File ID: V6H1467.D

Level: (TRACE or LOW/MED) LOW Date Received: 12/29/2009

% Moisture: not dec. 17 Date Analyzed: 12/30/2009

GC Column: DB-624 ID: 0.25 (mm) Dilution Factor: 1.0

Soil Extract Volume: (uL) Soil Aliquot Volume: (uL)

CONCENTRATION UNITS: (ug/L or ug/Kg) µG/KG Purge Volume: 10.0 (mL)

CAS NUMBER	COMPOUND NAME	RT	EST. CONC.	Q
E966796[1]	Total Alkanes	N/A		

[1]EPA-designated Registry Number.

1J - FORM I VOA-TIC

VOLATILE ORGANICS ANALYSIS DATA SHEET

TENTATIVELY IDENTIFIED COMPOUNDS

EPA SAMPLE NO.

690-SS-6(0-2")-O

Lab Name: MITKEM LABORATORIES Contract:

Lab Code: MITKEM Case No.: H2643 Mod. Ref No.: SDG No.: SH2643

Matrix: (SOIL/SED/WATER) SOIL Lab Sample ID: H2643-11B

Sample wt/vol: 5.70 (g/mL) G Lab File ID: V6H1468.D

Level: (TRACE or LOW/MED) LOW Date Received: 12/29/2009

% Moisture: not dec. 13 Date Analyzed: 12/30/2009

GC Column: DB-624 ID: 0.25 (mm) Dilution Factor: 1.0

Soil Extract Volume: (uL) Soil Aliquot Volume: (uL)

CONCENTRATION UNITS: (ug/L or ug/Kg) µG/KG Purge Volume: 10.0 (mL)

CAS NUMBER	COMPOUND NAME	RT	EST. CONC.	Q
E966796[1]	Total Alkanes	N/A		

[1]EPA-designated Registry Number.

1J - FORM I VOA-TIC

VOLATILE ORGANICS ANALYSIS DATA SHEET

TENTATIVELY IDENTIFIED COMPOUNDS

EPA SAMPLE NO.

690-SS-6(2"-2')-O

Lab Name: MITKEM LABORATORIES Contract:

Lab Code: MITKEM Case No.: H2643 Mod. Ref No.: SDG No.: SH2643

Matrix: (SOIL/SED/WATER) SOIL Lab Sample ID: H2643-12B

Sample wt/vol: 5.20 (g/mL) G Lab File ID: V5L4871.D

Level: (TRACE or LOW/MED) LOW Date Received: 12/29/2009

% Moisture: not dec. 12 Date Analyzed: 01/08/2010

GC Column: DB-624 ID: 0.25 (mm) Dilution Factor: 1.0

Soil Extract Volume: (uL) Soil Aliquot Volume: (uL)

CONCENTRATION UNITS: (ug/L or ug/Kg) µG/KG Purge Volume: 10.0 (mL)

CAS NUMBER	COMPOUND NAME	RT	EST. CONC.	Q
E96679€ [1]	Total Alkanes	N/A		

[1] EPA-designated Registry Number.

1J - FORM I VOA-TIC

VOLATILE ORGANICS ANALYSIS DATA SHEET

TENTATIVELY IDENTIFIED COMPOUNDS

EPA SAMPLE NO.

690-SS-8(0-2")-O

Lab Name: MITKEM LABORATORIES Contract:

Lab Code: MITKEM Case No.: H2643 Mod. Ref No.: SDG No.: SH2643

Matrix: (SOIL/SED/WATER) SOIL Lab Sample ID: H2643-13B

Sample wt/vol: 5.00 (g/mL) G Lab File ID: V5L4872.D

Level: (TRACE or LOW/MED) LOW Date Received: 12/29/2009

% Moisture: not dec. 12 Date Analyzed: 01/08/2010

GC Column: DB-624 ID: 0.25 (mm) Dilution Factor: 1.0

Soil Extract Volume: (uL) Soil Aliquot Volume: (uL)

CONCENTRATION UNITS: (ug/L or ug/Kg) µG/KG Purge Volume: 10.0 (mL)

CAS NUMBER	COMPOUND NAME	RT	EST. CONC.	Q
E966796[1]	Total Alkanes	N/A		

[1]EPA-designated Registry Number.

1J - FORM I VOA-TIC

VOLATILE ORGANICS ANALYSIS DATA SHEET

TENTATIVELY IDENTIFIED COMPOUNDS

EPA SAMPLE NO.

690-SS-8(2"-2')-O

Lab Name: MITKEM LABORATORIES Contract:

Lab Code: MITKEM Case No.: H2643 Mod. Ref No.: SDG No.: SH2643

Matrix: (SOIL/SED/WATER) SOIL Lab Sample ID: H2643-14B

Sample wt/vol: 4.80 (g/mL) G Lab File ID: V5L4875.D

Level: (TRACE or LOW/MED) LOW Date Received: 12/29/2009

% Moisture: not dec. 10 Date Analyzed: 01/08/2010

GC Column: DB-624 ID: 0.25 (mm) Dilution Factor: 1.0

Soil Extract Volume: (uL) Soil Aliquot Volume: (uL)

CONCENTRATION UNITS: (ug/L or ug/Kg) µG/KG Purge Volume: 10.0 (mL)

CAS NUMBER	COMPOUND NAME	RT	EST. CONC.	Q
E96679€[1]	Total Alkanes	N/A		

[1] EPA-designated Registry Number.

1J - FORM I VOA-TIC

VOLATILE ORGANICS ANALYSIS DATA SHEET

TENTATIVELY IDENTIFIED COMPOUNDS

EPA SAMPLE NO.

690-SS-9(0-2")-O

Lab Name: MITKEM LABORATORIES Contract:

Lab Code: MITKEM Case No.: H2643 Mod. Ref No.: SDG No.: SH2643

Matrix: (SOIL/SED/WATER) SOIL Lab Sample ID: H2643-15B

Sample wt/vol: 5.40 (g/mL) G Lab File ID: V5L4877.D

Level: (TRACE or LOW/MED) LOW Date Received: 12/29/2009

% Moisture: not dec. 15 Date Analyzed: 01/08/2010

GC Column: DB-624 ID: 0.25 (mm) Dilution Factor: 1.0

Soil Extract Volume: (uL) Soil Aliquot Volume: (uL)

CONCENTRATION UNITS: (ug/L or ug/Kg) µG/KG Purge Volume: 10.0 (mL)

CAS NUMBER	COMPOUND NAME	RT	EST. CONC.	Q
E966796[1]	Total Alkanes	N/A		

[1]EPA-designated Registry Number.

1J - FORM I VOA-TIC

VOLATILE ORGANICS ANALYSIS DATA SHEET

TENTATIVELY IDENTIFIED COMPOUNDS

EPA SAMPLE NO.

690-SS-9(2"-2')-O

Lab Name: MITKEM LABORATORIES Contract:

Lab Code: MITKEM Case No.: H2643 Mod. Ref No.: SDG No.: SH2643

Matrix: (SOIL/SED/WATER) SOIL Lab Sample ID: H2643-16B

Sample wt/vol: 5.40 (g/mL) G Lab File ID: V6H1472.D

Level: (TRACE or LOW/MED) LOW Date Received: 12/29/2009

% Moisture: not dec. 13 Date Analyzed: 12/30/2009

GC Column: DB-624 ID: 0.25 (mm) Dilution Factor: 1.0

Soil Extract Volume: (uL) Soil Aliquot Volume: (uL)

CONCENTRATION UNITS: (ug/L or ug/Kg) µG/KG Purge Volume: 10.0 (mL)

CAS NUMBER	COMPOUND NAME	RT	EST. CONC.	Q
E96679€ [1]	Total Alkanes	N/A		

[1] EPA-designated Registry Number.

1J - FORM I VOA-TIC

VOLATILE ORGANICS ANALYSIS DATA SHEET

TENTATIVELY IDENTIFIED COMPOUNDS

EPA SAMPLE NO.

690-SS-10(0-2")-O

Lab Name: MITKEM LABORATORIES Contract:

Lab Code: MITKEM Case No.: H2643 Mod. Ref No.: SDG No.: SH2643

Matrix: (SOIL/SED/WATER) SOIL Lab Sample ID: H2643-17B

Sample wt/vol: 5.50 (g/mL) G Lab File ID: V6H1473.D

Level: (TRACE or LOW/MED) LOW Date Received: 12/29/2009

% Moisture: not dec. 11 Date Analyzed: 12/30/2009

GC Column: DB-624 ID: 0.25 (mm) Dilution Factor: 1.0

Soil Extract Volume: (uL) Soil Aliquot Volume: (uL)

CONCENTRATION UNITS: (ug/L or ug/Kg) µG/KG Purge Volume: 10.0 (mL)

CAS NUMBER	COMPOUND NAME	RT	EST. CONC.	Q
E96679€ [1]	Total Alkanes	N/A		

[1] EPA-designated Registry Number.

1J - FORM I VOA-TIC

VOLATILE ORGANICS ANALYSIS DATA SHEET

TENTATIVELY IDENTIFIED COMPOUNDS

EPA SAMPLE NO.

690-SS-10(2"-2')
-O

Lab Name: MITKEM LABORATORIES Contract:

Lab Code: MITKEM Case No.: H2643 Mod. Ref No.: SDG No.: SH2643

Matrix: (SOIL/SED/WATER) SOIL Lab Sample ID: H2643-18B

Sample wt/vol: 4.90 (g/mL) G Lab File ID: V5L4879.D

Level: (TRACE or LOW/MED) LOW Date Received: 12/29/2009

% Moisture: not dec. 13 Date Analyzed: 01/08/2010

GC Column: DB-624 ID: 0.25 (mm) Dilution Factor: 1.0

Soil Extract Volume: (uL) Soil Aliquot Volume: (uL)

CONCENTRATION UNITS: (ug/L or ug/Kg) µG/KG Purge Volume: 10.0 (mL)

CAS NUMBER	COMPOUND NAME	RT	EST. CONC.	Q
E96679€ [1]	Total Alkanes	N/A		

[1] EPA-designated Registry Number.

1J - FORM I VOA-TIC

VOLATILE ORGANICS ANALYSIS DATA SHEET

TENTATIVELY IDENTIFIED COMPOUNDS

EPA SAMPLE NO.

690-TP-E-O

Lab Name: MITKEM LABORATORIES Contract:

Lab Code: MITKEM Case No.: H2643 Mod. Ref No.: SDG No.: SH2643

Matrix: (SOIL/SED/WATER) SOIL Lab Sample ID: H2643-19B

Sample wt/vol: 5.10 (g/mL) G Lab File ID: V5L4880.D

Level: (TRACE or LOW/MED) LOW Date Received: 12/29/2009

% Moisture: not dec. 7.0 Date Analyzed: 01/08/2010

GC Column: DB-624 ID: 0.25 (mm) Dilution Factor: 1.0

Soil Extract Volume: (uL) Soil Aliquot Volume: (uL)

CONCENTRATION UNITS: (ug/L or ug/Kg) µG/KG Purge Volume: 10.0 (mL)

	CAS NUMBER	COMPOUND NAME	RT	EST. CONC.	Q
01		Unknown-01	13.493	5.5	J
	E96679€ [1]	Total Alkanes	N/A		

[1] EPA-designated Registry Number.

1J - FORM I VOA-TIC

VOLATILE ORGANICS ANALYSIS DATA SHEET

TENTATIVELY IDENTIFIED COMPOUNDS

EPA SAMPLE NO.

690-TP-D-O

Lab Name: MITKEM LABORATORIES Contract:

Lab Code: MITKEM Case No.: H2643 Mod. Ref No.: SDG No.: SH2643

Matrix: (SOIL/SED/WATER) SOIL Lab Sample ID: H2643-20B

Sample wt/vol: 5.30 (g/mL) G Lab File ID: V5L4881.D

Level: (TRACE or LOW/MED) LOW Date Received: 12/29/2009

% Moisture: not dec. 14 Date Analyzed: 01/08/2010

GC Column: DB-624 ID: 0.25 (mm) Dilution Factor: 1.0

Soil Extract Volume: (uL) Soil Aliquot Volume: (uL)

CONCENTRATION UNITS: (ug/L or ug/Kg) µG/KG Purge Volume: 10.0 (mL)

CAS NUMBER	COMPOUND NAME	RT	EST. CONC.	Q
E966796[1]	Total Alkanes	N/A		

[1]EPA-designated Registry Number.

1J - FORM I VOA-TIC

VOLATILE ORGANICS ANALYSIS DATA SHEET

TENTATIVELY IDENTIFIED COMPOUNDS

EPA SAMPLE NO.

690-TP-F-O

Lab Name: MITKEM LABORATORIES Contract:

Lab Code: MITKEM Case No.: H2643 Mod. Ref No.: SDG No.: SH2643

Matrix: (SOIL/SED/WATER) SOIL Lab Sample ID: H2643-21B

Sample wt/vol: 5.10 (g/mL) G Lab File ID: V5L4882.D

Level: (TRACE or LOW/MED) LOW Date Received: 12/29/2009

% Moisture: not dec. 13 Date Analyzed: 01/08/2010

GC Column: DB-624 ID: 0.25 (mm) Dilution Factor: 1.0

Soil Extract Volume: (uL) Soil Aliquot Volume: (uL)

CONCENTRATION UNITS: (ug/L or ug/Kg) µG/KG Purge Volume: 10.0 (mL)

	CAS NUMBER	COMPOUND NAME	RT	EST. CONC.	Q
01		Unknown-01	13.495	11	J
02	112-40-3	Dodecane	14.331	11	NJ
03		Unknown-02	14.517	12	J
04		Unknown-03	15.272	11	J
05	629-50-5	Tridecane	15.585	27	NJ
06		Unknown-04	16.480	13	J
07	629-59-4	Tetradecane	16.689	12	NJ
08		Unknown-05	16.747	20	J
09	629-50-5	Tridecane	17.304	20	NJ
10	629-62-9	Pentadecane	17.629	14	NJ
	E96679€[1]	Total Alkanes	N/A		

[1] EPA-designated Registry Number.

1J - FORM I VOA-TIC

VOLATILE ORGANICS ANALYSIS DATA SHEET

TENTATIVELY IDENTIFIED COMPOUNDS

EPA SAMPLE NO.

690-SS-3(2"-2')-D

Lab Name: MITKEM LABORATORIES Contract:

Lab Code: MITKEM Case No.: H2643 Mod. Ref No.: SDG No.: SH2643

Matrix: (SOIL/SED/WATER) SOIL Lab Sample ID: H2643-22B

Sample wt/vol: 5.20 (g/mL) G Lab File ID: V5L4883.D

Level: (TRACE or LOW/MED) LOW Date Received: 12/29/2009

% Moisture: not dec. 18 Date Analyzed: 01/08/2010

GC Column: DB-624 ID: 0.25 (mm) Dilution Factor: 1.0

Soil Extract Volume: (uL) Soil Aliquot Volume: (uL)

CONCENTRATION UNITS: (ug/L or ug/Kg) µG/KG Purge Volume: 10.0 (mL)

	CAS NUMBER	COMPOUND NAME	RT	EST. CONC.	Q
01		Unknown-01	13.502	7.6	J
	E96679€[1]	Total Alkanes	N/A		

[1] EPA-designated Registry Number.

1J - FORM I VOA-TIC

VOLATILE ORGANICS ANALYSIS DATA SHEET

TENTATIVELY IDENTIFIED COMPOUNDS

EPA SAMPLE NO.

690-SS-5(0-2")-D

Lab Name: MITKEM LABORATORIES Contract:

Lab Code: MITKEM Case No.: H2643 Mod. Ref No.: SDG No.: SH2643

Matrix: (SOIL/SED/WATER) SOIL Lab Sample ID: H2643-23B

Sample wt/vol: 5.40 (g/mL) G Lab File ID: V5L4884.D

Level: (TRACE or LOW/MED) LOW Date Received: 12/29/2009

% Moisture: not dec. 16 Date Analyzed: 01/08/2010

GC Column: DB-624 ID: 0.25 (mm) Dilution Factor: 1.0

Soil Extract Volume: (uL) Soil Aliquot Volume: (uL)

CONCENTRATION UNITS: (ug/L or ug/Kg) µG/KG Purge Volume: 10.0 (mL)

CAS NUMBER	COMPOUND NAME	RT	EST. CONC.	Q
E966796[1]	Total Alkanes	N/A		

[1] EPA-designated Registry Number.

1J - FORM I VOA-TIC

VOLATILE ORGANICS ANALYSIS DATA SHEET

TENTATIVELY IDENTIFIED COMPOUNDS

EPA SAMPLE NO.

MB-48328

Lab Name: MITKEM LABORATORIES Contract:

Lab Code: MITKEM Case No.: H2643 Mod. Ref No.: SDG No.: SH2643

Matrix: (SOIL/SED/WATER) SOIL Lab Sample ID: MB-48328

Sample wt/vol: 5.00 (g/mL) G Lab File ID: V6H1456.D

Level: (TRACE or LOW/MED) LOW Date Received:

% Moisture: not dec. Date Analyzed: 12/30/2009

GC Column: DB-624 ID: 0.25 (mm) Dilution Factor: 1.0

Soil Extract Volume: (uL) Soil Aliquot Volume: (uL)

CONCENTRATION UNITS: (ug/L or ug/Kg) µG/KG Purge Volume: 10.0 (mL)

CAS NUMBER	COMPOUND NAME	RT	EST. CONC.	Q
E96679€ [1]	Total Alkanes	N/A		

[1] EPA-designated Registry Number.

1J - FORM I VOA-TIC

VOLATILE ORGANICS ANALYSIS DATA SHEET

TENTATIVELY IDENTIFIED COMPOUNDS

EPA SAMPLE NO.

MB-48492

Lab Name: MITKEM LABORATORIES Contract:

Lab Code: MITKEM Case No.: H2643 Mod. Ref No.: SDG No.: SH2643

Matrix: (SOIL/SED/WATER) SOIL Lab Sample ID: MB-48492

Sample wt/vol: 5.00 (g/mL) G Lab File ID: V5L4867.D

Level: (TRACE or LOW/MED) LOW Date Received:

% Moisture: not dec. Date Analyzed: 01/08/2010

GC Column: DB-624 ID: 0.25 (mm) Dilution Factor: 1.0

Soil Extract Volume: (uL) Soil Aliquot Volume: (uL)

CONCENTRATION UNITS: (ug/L or ug/Kg) µG/KG Purge Volume: 10.0 (mL)

CAS NUMBER	COMPOUND NAME	RT	EST. CONC.	Q
E966796[1]	Total Alkanes	N/A		

[1]EPA-designated Registry Number.

1J - FORM I VOA-TIC

VOLATILE ORGANICS ANALYSIS DATA SHEET

TENTATIVELY IDENTIFIED COMPOUNDS

EPA SAMPLE NO.

690-FB1-O

Lab Name: MITKEM LABORATORIES Contract:

Lab Code: MITKEM Case No.: H2643 Mod. Ref No.: SDG No.: SH2643

Matrix: (SOIL/SED/WATER) WATER Lab Sample ID: H2643-24A

Sample wt/vol: 5.00 (g/mL) ML Lab File ID: V1L0112.D

Level: (TRACE or LOW/MED) LOW Date Received: 12/29/2009

% Moisture: not dec. Date Analyzed: 01/05/2010

GC Column: DB-624 ID: 0.25 (mm) Dilution Factor: 1.0

Soil Extract Volume: (uL) Soil Aliquot Volume: (uL)

CONCENTRATION UNITS: (ug/L or ug/Kg) µG/L Purge Volume: 5.0 (mL)

CAS NUMBER	COMPOUND NAME	RT	EST. CONC.	Q
E966796[1]	Total Alkanes	N/A		

[1]EPA-designated Registry Number.

1J - FORM I VOA-TIC

VOLATILE ORGANICS ANALYSIS DATA SHEET

TENTATIVELY IDENTIFIED COMPOUNDS

EPA SAMPLE NO.

690-FB2-O

Lab Name: MITKEM LABORATORIES Contract:

Lab Code: MITKEM Case No.: H2643 Mod. Ref No.: SDG No.: SH2643

Matrix: (SOIL/SED/WATER) WATER Lab Sample ID: H2643-25A

Sample wt/vol: 5.00 (g/mL) ML Lab File ID: V1L0113.D

Level: (TRACE or LOW/MED) LOW Date Received: 12/29/2009

% Moisture: not dec. Date Analyzed: 01/05/2010

GC Column: DB-624 ID: 0.25 (mm) Dilution Factor: 1.0

Soil Extract Volume: (uL) Soil Aliquot Volume: (uL)

CONCENTRATION UNITS: (ug/L or ug/Kg) µG/L Purge Volume: 5.0 (mL)

CAS NUMBER	COMPOUND NAME	RT	EST. CONC.	Q
E96679€ [1]	Total Alkanes	N/A		

[1]EPA-designated Registry Number.

1J - FORM I VOA-TIC

VOLATILE ORGANICS ANALYSIS DATA SHEET

TENTATIVELY IDENTIFIED COMPOUNDS

EPA SAMPLE NO.

690-TB1-O

Lab Name: MITKEM LABORATORIES Contract:

Lab Code: MITKEM Case No.: H2643 Mod. Ref No.: SDG No.: SH2643

Matrix: (SOIL/SED/WATER) WATER Lab Sample ID: H2643-26A

Sample wt/vol: 5.00 (g/mL) ML Lab File ID: V1L0110.D

Level: (TRACE or LOW/MED) LOW Date Received: 12/29/2009

% Moisture: not dec. Date Analyzed: 01/05/2010

GC Column: DB-624 ID: 0.25 (mm) Dilution Factor: 1.0

Soil Extract Volume: (uL) Soil Aliquot Volume: (uL)

CONCENTRATION UNITS: (ug/L or ug/Kg) µG/L Purge Volume: 5.0 (mL)

CAS NUMBER	COMPOUND NAME	RT	EST. CONC.	Q
E96679€[1]	Total Alkanes	N/A		

[1]EPA-designated Registry Number.

1J - FORM I VOA-TIC

VOLATILE ORGANICS ANALYSIS DATA SHEET

TENTATIVELY IDENTIFIED COMPOUNDS

EPA SAMPLE NO.

690-TB2-O

Lab Name: MITKEM LABORATORIES Contract:

Lab Code: MITKEM Case No.: H2643 Mod. Ref No.: SDG No.: SH2643

Matrix: (SOIL/SED/WATER) WATER Lab Sample ID: H2643-27A

Sample wt/vol: 5.00 (g/mL) ML Lab File ID: V1L0111.D

Level: (TRACE or LOW/MED) LOW Date Received: 12/29/2009

% Moisture: not dec. Date Analyzed: 01/05/2010

GC Column: DB-624 ID: 0.25 (mm) Dilution Factor: 1.0

Soil Extract Volume: (uL) Soil Aliquot Volume: (uL)

CONCENTRATION UNITS: (ug/L or ug/Kg) µG/L Purge Volume: 5.0 (mL)

CAS NUMBER	COMPOUND NAME	RT	EST. CONC.	Q
E96679€ [1]	Total Alkanes	N/A		

[1]EPA-designated Registry Number.

1J - FORM I VOA-TIC

VOLATILE ORGANICS ANALYSIS DATA SHEET

TENTATIVELY IDENTIFIED COMPOUNDS

EPA SAMPLE NO.

MB-48362

Lab Name: MITKEM LABORATORIES Contract:

Lab Code: MITKEM Case No.: H2643 Mod. Ref No.: SDG No.: SH2643

Matrix: (SOIL/SED/WATER) WATER Lab Sample ID: MB-48362

Sample wt/vol: 5.00 (g/mL) ML Lab File ID: V1L0114.D

Level: (TRACE or LOW/MED) LOW Date Received:

% Moisture: not dec. Date Analyzed: 01/05/2010

GC Column: DB-624 ID: 0.25 (mm) Dilution Factor: 1.0

Soil Extract Volume: (uL) Soil Aliquot Volume: (uL)

CONCENTRATION UNITS: (ug/L or ug/Kg) µG/L Purge Volume: 5.0 (mL)

CAS NUMBER	COMPOUND NAME	RT	EST. CONC.	Q
E96679€ [1]	Total Alkanes	N/A		

[1] EPA-designated Registry Number.

1J - FORM I VOA-TIC

VOLATILE ORGANICS ANALYSIS DATA SHEET

TENTATIVELY IDENTIFIED COMPOUNDS

EPA SAMPLE NO.

MB-48391

Lab Name: MITKEM LABORATORIES Contract:

Lab Code: MITKEM Case No.: H2643 Mod. Ref No.: SDG No.: SH2643

Matrix: (SOIL/SED/WATER) WATER Lab Sample ID: MB-48391

Sample wt/vol: 5.00 (g/mL) ML Lab File ID: V1L0096.D

Level: (TRACE or LOW/MED) LOW Date Received:

% Moisture: not dec. Date Analyzed: 01/05/2010

GC Column: DB-624 ID: 0.25 (mm) Dilution Factor: 1.0

Soil Extract Volume: (uL) Soil Aliquot Volume: (uL)

CONCENTRATION UNITS: (ug/L or ug/Kg) µG/L Purge Volume: 5.0 (mL)

CAS NUMBER	COMPOUND NAME	RT	EST. CONC.	Q
E96679€ [1]	Total Alkanes	N/A		

[1] EPA-designated Registry Number.

1K - FORM I SV-TIC

SEMIVOLATILE ORGANICS ANALYSIS DATA SHEET

TENTATIVELY IDENTIFIED COMPOUNDS

EPA SAMPLE NO.

690-SS-1(0-2")-O

Lab Name: MITKEM LABORATORIES Contract:

Lab Code: MITKEM Case No.: H2643 Mod. Ref No.: SDG No.: SH2643

Matrix: (SOIL/SED/WATER) SOIL Lab Sample ID: H2643-01A

Sample wt/vol: 30.3 (g/mL) G Lab File ID: S3G2117.D

Level: (TRACE or LOW/MED) LOW Extraction: (Type) SONC

% Moisture: 18 Decanted: (Y/N) N Date Received: 12/29/2009

Concentrated Extract Volume: 1000 (uL) Date Extracted: 12/30/2009

Injection Volume: 1.0 (uL) GPC Factor: 1.00 Date Analyzed: 01/04/2010

GPC Cleanup: (Y/N) N pH: Dilution Factor: 1.0

CONCENTRATION UNITS: (ug/L or ug/Kg) µG/KG

	CAS NUMBER	COMPOUND NAME	RT	EST. CONC.	Q
01		Unknown-01	3.553	380	J
02		Unknown-02	3.644	720	J
03		Unknown-03	3.906	170	J
04		Unknown-04	3.938	1400	J
05	103-82-2	Benzeneacetic acid	5.503	240	NJ
06	2451-01-6	Terpin Hydrate	5.920	220	NJ
07	18435-45-5	1-Nonadecene	10.461	170	NJ
08	297-03-0	Cyclotetracosane	11.038	330	NJ
09	301-02-0	9-Octadecenamide, (Z)-	11.267	230	NJ
	E96679€[2]	Total Alkanes	N/A		

[2]EPA-designated Registry Number.

1K - FORM I SV-TIC

SEMIVOLATILE ORGANICS ANALYSIS DATA SHEET

TENTATIVELY IDENTIFIED COMPOUNDS

EPA SAMPLE NO.: 690-SS-1(2"-2')-O

Lab Name: MITKEM LABORATORIES | Contract:

Lab Code: MITKEM | Case No.: H2643 | Mod. Ref No.: | SDG No.: SH2643

Matrix: (SOIL/SED/WATER) SOIL | Lab Sample ID: H2643-02A

Sample wt/vol: 30.5 (g/mL) G | Lab File ID: S3G2118.D

Level: (TRACE or LOW/MED) LOW | Extraction: (Type) SONC

% Moisture: 14 | Decanted: (Y/N) N | Date Received: 12/29/2009

Concentrated Extract Volume: 1000 (uL) | Date Extracted: 12/30/2009

Injection Volume: 1.0 (uL) | GPC Factor: 1.00 | Date Analyzed: 01/04/2010

GPC Cleanup: (Y/N) N | pH: | Dilution Factor: 1.0

CONCENTRATION UNITS: (ug/L or ug/Kg) µG/KG

	CAS NUMBER	COMPOUND NAME	RT	EST. CONC.	Q
01		Unknown-01	3.558	590	J
02		Unknown-02	3.643	770	J
03		Unknown-03	3.942	1700	J
04		Unknown-04	4.370	250	J
05	112-84-5	13-Docosenamide, (Z)-	11.272	260	NJ
06	205-82-3	Benzo[j]fluoranthene	11.699	260	NJ
07	7494-34-0	26-Nor-5-cholesten-3.beta.-o	12.409	310	NJ
	E96679€[2]	Total Alkanes	N/A		

[2] EPA-designated Registry Number.

1K - FORM I SV-TIC

SEMIVOLATILE ORGANICS ANALYSIS DATA SHEET

TENTATIVELY IDENTIFIED COMPOUNDS

EPA SAMPLE NO.

690-SS-2(0-2")-O

Lab Name: MITKEM LABORATORIES Contract:

Lab Code: MITKEM Case No.: H2643 Mod. Ref No.: SDG No.: SH2643

Matrix: (SOIL/SED/WATER) SOIL Lab Sample ID: H2643-03A

Sample wt/vol: 30.4 (g/mL) G Lab File ID: S3G2119.D

Level: (TRACE or LOW/MED) LOW Extraction: (Type) SONC

% Moisture: 19 Decanted: (Y/N) N Date Received: 12/29/2009

Concentrated Extract Volume: 1000 (uL) Date Extracted: 12/30/2009

Injection Volume: 1.0 (uL) GPC Factor: 1.00 Date Analyzed: 01/04/2010

GPC Cleanup: (Y/N) N pH: Dilution Factor: 1.0

CONCENTRATION UNITS: (ug/L or ug/Kg) µG/KG

	CAS NUMBER	COMPOUND NAME	RT	EST. CONC.	Q
01		Unknown-01	3.641	820	J
02		Unknown-02	3.940	1200	J
03	132-65-0	Dibenzothiophene	8.086	460	NJ
04	2531-84-2	Phenanthrene, 2-methyl-	8.636	500	NJ
05	2531-84-2	Phenanthrene, 2-methyl-	8.663	690	NJ
06	203-64-5	4H-Cyclopenta[def]phenanthre	8.737	1200	NJ
07	35465-71-5	2-Phenylnaphthalene	8.908	440	NJ
08	84-65-1	9,10-Anthracenedione	8.930	600	NJ
09	238-84-6	11H-Benzo[a]fluorene	9.790	330	NJ
10		Unknown-03	9.849	280	J
11	84-15-1	o-Terphenyl	10.174	180	NJ
12	239-35-0	Benzo[b]naphtho[2,1-d]thioph	10.345	240	NJ
13	225-51-4	Benz[c]acridine	10.410	160	NJ
14		Unknown-04	10.671	220	J
15	243-51-6	11H-Indeno(1,2-b)quinoline	10.751	180	NJ
16	1090-13-7	5,12-Naphthacenedione	11.200	390	NJ
17	192-97-2	Benzo[e]pyrene	11.558	530	NJ
18	192-97-2	Benzo[e]pyrene	11.708	1700	NJ
19	198-55-0	Perylene	11.820	940	NJ
20	83-46-5	.beta.-Sitosterol	13.182	560	NJ
	E966796[2]	Total Alkanes	N/A		

[2]EPA-designated Registry Number.

1K - FORM I SV-TIC

SEMIVOLATILE ORGANICS ANALYSIS DATA SHEET

TENTATIVELY IDENTIFIED COMPOUNDS

EPA SAMPLE NO.

690-SS-2(2"-2')-O

Lab Name: MITKEM LABORATORIES Contract:

Lab Code: MITKEM Case No.: H2643 Mod. Ref No.: SDG No.: SH2643

Matrix: (SOIL/SED/WATER) SOIL Lab Sample ID: H2643-04A

Sample wt/vol: 30.2 (g/mL) G Lab File ID: S3G2120.D

Level: (TRACE or LOW/MED) LOW Extraction: (Type) SONC

% Moisture: 9.0 Decanted: (Y/N) N Date Received: 12/29/2009

Concentrated Extract Volume: 1000 (uL) Date Extracted: 12/30/2009

Injection Volume: 1.0 (uL) GPC Factor: 1.00 Date Analyzed: 01/04/2010

GPC Cleanup: (Y/N) N pH: Dilution Factor: 1.0

CONCENTRATION UNITS: (ug/L or ug/Kg) µG/KG

	CAS NUMBER	COMPOUND NAME	RT	EST. CONC.	Q
01		Unknown-01	3.557	810	J
02		Unknown-02	3.642	1000	J
03		Unknown-03	3.942	1600	J
04		Unknown-04	4.369	350	J
05	98-55-5	3-Cyclohexene-1-methanol, .a	5.277	160	NJ
06	2451-01-6	Terpin Hydrate	5.918	160	NJ
07	629-62-9	Pentadecane	6.794	170	NJ
08	544-76-3	Hexadecane	7.248	160	NJ
09	629-78-7	Heptadecane	7.681	220	NJ
10	17312-57-1	Dodecane, 3-methyl-	8.087	160	NJ
11	629-59-4	Tetradecane	8.477	170	NJ
12	629-62-9	Pentadecane	8.846	160	NJ
13	629-94-7	Heneicosane	9.198	180	NJ
14	629-94-7	Heneicosane	9.861	150	NJ
15	629-97-0	Docosane	11.031	180	NJ
16		Unknown-05	11.271	150	J
17	198-55-0	Perylene	11.698	180	NJ
	E96679€ [2]	Total Alkanes	N/A		

[2] EPA-designated Registry Number.

1K - FORM I SV-TIC

SEMIVOLATILE ORGANICS ANALYSIS DATA SHEET

TENTATIVELY IDENTIFIED COMPOUNDS

EPA SAMPLE NO.

690-SS-3(0"-2")-O

Lab Name: MITKEM LABORATORIES Contract:

Lab Code: MITKEM Case No.: H2643 Mod. Ref No.: SDG No.: SH2643

Matrix: (SOIL/SED/WATER) SOIL Lab Sample ID: H2643-05A

Sample wt/vol: 30.1 (g/mL) G Lab File ID: S3G2121.D

Level: (TRACE or LOW/MED) LOW Extraction: (Type) SONC

% Moisture: 20 Decanted: (Y/N) N Date Received: 12/29/2009

Concentrated Extract Volume: 1000 (uL) Date Extracted: 12/30/2009

Injection Volume: 1.0 (uL) GPC Factor: 1.00 Date Analyzed: 01/04/2010

GPC Cleanup: (Y/N) N pH: Dilution Factor: 1.0

CONCENTRATION UNITS: (ug/L or ug/Kg) µG/KG

	CAS NUMBER	COMPOUND NAME	RT	EST. CONC.	Q
01		Unknown-01	3.557	330	J
02		Unknown-02	3.642	920	J
03	5794-04-7	Bicyclo[2.2.1]heptane, 2,2-d	3.738	170	NJ
04		Unknown-03	3.941	940	J
05		Unknown-04	4.369	240	J
06		Unknown-05	5.277	170	J
07	103-82-2	Benzeneacetic acid	5.507	240	NJ
08	80-53-5	Cyclohexanemethanol, 4-hydro	5.918	350	NJ
09	143-07-7	Dodecanoic acid	7.056	180	NJ
10	1000283-04-2	Pentafluoropropionic acid, h	10.464	230	NJ
11	18835-32-0	1-Tricosene	11.036	400	NJ
12	301-02-0	9-Octadecenamide, (Z)-	11.271	210	NJ
13		Unknown-06	11.554	200	J
14		Unknown-07	11.575	190	J
15	7225-64-1	Heptadecane, 9-octyl-	12.125	240	NJ
16	83-46-5	.beta.-Sitosterol	13.178	460	NJ
	E96679€[2]	Total Alkanes	N/A		

[2]EPA-designated Registry Number.

1K - FORM I SV-TIC

SEMIVOLATILE ORGANICS ANALYSIS DATA SHEET

TENTATIVELY IDENTIFIED COMPOUNDS

EPA SAMPLE NO.

690-SS-3(2"-2')-O

Lab Name: MITKEM LABORATORIES Contract:

Lab Code: MITKEM Case No.: H2643 Mod. Ref No.: SDG No.: SH2643

Matrix: (SOIL/SED/WATER) SOIL Lab Sample ID: H2643-06A

Sample wt/vol: 30.4 (g/mL) G Lab File ID: S3G2122.D

Level: (TRACE or LOW/MED) LOW Extraction: (Type) SONC

% Moisture: 13 Decanted: (Y/N) N Date Received: 12/29/2009

Concentrated Extract Volume: 1000 (uL) Date Extracted: 12/30/2009

Injection Volume: 1.0 (uL) GPC Factor: 1.00 Date Analyzed: 01/04/2010

GPC Cleanup: (Y/N) N pH: Dilution Factor: 1.0

CONCENTRATION UNITS: (ug/L or ug/Kg) µG/KG

	CAS NUMBER	COMPOUND NAME	RT	EST. CONC.	Q
01		Unknown-01	3.552	710	J
02		Unknown-02	3.643	1100	J
03		Unknown-03	3.910	170	J
04		Unknown-04	3.937	1500	J
05		Unknown-05	4.369	350	J
06		Unknown-06	5.278	160	J
07	143-07-7	Dodecanoic acid	7.057	150	NJ
08		Unknown-07	11.272	250	J
	E96679€ [2]	Total Alkanes	N/A		

[2] EPA-designated Registry Number.

1K - FORM I SV-TIC

SEMIVOLATILE ORGANICS ANALYSIS DATA SHEET

TENTATIVELY IDENTIFIED COMPOUNDS

EPA SAMPLE NO.

690-SS-4(0-2")-O

Lab Name: MITKEM LABORATORIES Contract:

Lab Code: MITKEM Case No.: H2643 Mod. Ref No.: SDG No.: SH2643

Matrix: (SOIL/SED/WATER) SOIL Lab Sample ID: H2643-07A

Sample wt/vol: 30.0 (g/mL) G Lab File ID: S3G2123.D

Level: (TRACE or LOW/MED) LOW Extraction: (Type) SONC

% Moisture: 16 Decanted: (Y/N) N Date Received: 12/29/2009

Concentrated Extract Volume: 1000 (uL) Date Extracted: 12/30/2009

Injection Volume: 1.0 (uL) GPC Factor: 1.00 Date Analyzed: 01/04/2010

GPC Cleanup: (Y/N) N pH: Dilution Factor: 1.0

CONCENTRATION UNITS: (ug/L or ug/Kg) µG/KG

	CAS NUMBER	COMPOUND NAME	RT	EST. CONC.	Q
01		Unknown-01	3.558	550	J
02		Unknown-02	3.644	1100	J
03		Unknown-03	3.905	200	J
04		Unknown-04	3.943	1500	J
05		Unknown-05	4.370	400	J
06	80-53-5	Cyclohexanemethanol, 4-hydro	5.919	180	NJ
07	112-84-5	13-Docosenamide, (Z)-	11.272	210	NJ
08	192-97-2	Benzo[e]pyrene	11.700	190	NJ
	E96679€ [2]	Total Alkanes	N/A		

[2] EPA-designated Registry Number.

1K - FORM I SV-TIC

SEMIVOLATILE ORGANICS ANALYSIS DATA SHEET

TENTATIVELY IDENTIFIED COMPOUNDS

EPA SAMPLE NO.

690-SS-4(2"-2')-O

Lab Name: MITKEM LABORATORIES Contract:

Lab Code: MITKEM Case No.: H2643 Mod. Ref No.: SDG No.: SH2643

Matrix: (SOIL/SED/WATER) SOIL Lab Sample ID: H2643-08A

Sample wt/vol: 30.1 (g/mL) G Lab File ID: S3G2124.D

Level: (TRACE or LOW/MED) LOW Extraction: (Type) SONC

% Moisture: 7.0 Decanted: (Y/N) N Date Received: 12/29/2009

Concentrated Extract Volume: 1000 (uL) Date Extracted: 12/30/2009

Injection Volume: 1.0 (uL) GPC Factor: 1.00 Date Analyzed: 01/04/2010

GPC Cleanup: (Y/N) N pH: Dilution Factor: 1.0

CONCENTRATION UNITS: (ug/L or ug/Kg) µG/KG

	CAS NUMBER	COMPOUND NAME	RT	EST. CONC.	Q
01		Unknown-01	3.558	760	J
02		Unknown-02	3.643	1200	J
03		Unknown-03	3.729	150	J
04		Unknown-04	3.937	640	J
05		Unknown-05	4.375	170	J
06	143-07-7	Dodecanoic acid	7.057	240	NJ
	E966796[2]	Total Alkanes	N/A		

[2]EPA-designated Registry Number.

1K - FORM I SV-TIC

SEMIVOLATILE ORGANICS ANALYSIS DATA SHEET

TENTATIVELY IDENTIFIED COMPOUNDS

EPA SAMPLE NO.

690-SS-5(0-2")-O

Lab Name: MITKEM LABORATORIES Contract:

Lab Code: MITKEM Case No.: H2643 Mod. Ref No.: SDG No.: SH2643

Matrix: (SOIL/SED/WATER) SOIL Lab Sample ID: H2643-09A

Sample wt/vol: 30.4 (g/mL) G Lab File ID: S3G2125.D

Level: (TRACE or LOW/MED) LOW Extraction: (Type) SONC

% Moisture: 15 Decanted: (Y/N) N Date Received: 12/29/2009

Concentrated Extract Volume: 1000 (uL) Date Extracted: 12/30/2009

Injection Volume: 1.0 (uL) GPC Factor: 1.00 Date Analyzed: 01/04/2010

GPC Cleanup: (Y/N) N pH: Dilution Factor: 1.0

CONCENTRATION UNITS: (ug/L or ug/Kg) µG/KG

	CAS NUMBER	COMPOUND NAME	RT	EST. CONC.	Q
01		Unknown-01	3.559	460	J
02		Unknown-02	3.644	840	J
03	79-92-5	Camphene	3.740	170	NJ
04		Unknown-03	3.911	240	J
05		Unknown-04	3.943	1100	J
06		Unknown-05	4.376	310	J
07	103-82-2	Benzeneacetic acid	5.514	250	NJ
08	2451-01-6	Terpin Hydrate	5.920	260	NJ
09	143-07-7	Dodecanoic acid	7.058	180	NJ
10	18835-32-0	1-Tricosene	10.471	330	NJ
11		Unknown-06	11.273	180	J
	E96679€ [2]	Total Alkanes	N/A		

[2] EPA-designated Registry Number.

1K - FORM I SV-TIC

SEMIVOLATILE ORGANICS ANALYSIS DATA SHEET

TENTATIVELY IDENTIFIED COMPOUNDS

EPA SAMPLE NO.

690-SS-5(2"-2')-O

Lab Name: MITKEM LABORATORIES Contract:

Lab Code: MITKEM Case No.: H2643 Mod. Ref No.: SDG No.: SH2643

Matrix: (SOIL/SED/WATER) SOIL Lab Sample ID: H2643-10A

Sample wt/vol: 30.5 (g/mL) G Lab File ID: S3G2126.D

Level: (TRACE or LOW/MED) LOW Extraction: (Type) SONC

% Moisture: 17 Decanted: (Y/N) N Date Received: 12/29/2009

Concentrated Extract Volume: 1000 (uL) Date Extracted: 12/30/2009

Injection Volume: 1.0 (uL) GPC Factor: 1.00 Date Analyzed: 01/04/2010

GPC Cleanup: (Y/N) N pH: Dilution Factor: 1.0

CONCENTRATION UNITS: (ug/L or ug/Kg) µG/KG

	CAS NUMBER	COMPOUND NAME	RT	EST. CONC.	Q
01		Unknown-01	3.557	390	J
02		Unknown-02	3.643	910	J
03	79-92-5	Camphene	3.739	170	NJ
04		Unknown-03	3.942	900	J
05	103-82-2	Benzeneacetic acid	5.513	330	NJ
06	2451-01-6	Terpin Hydrate	5.924	270	NJ
07	2136-70-1	Ethanol, 2-(tetradecyloxy)-	10.470	350	NJ
08	71502-22-2	9-Hexacosene	11.042	430	NJ
09		Unknown-04	11.271	190	J
	E96679€ [2]	Total Alkanes	N/A		

[2] EPA-designated Registry Number.

1K - FORM I SV-TIC

SEMIVOLATILE ORGANICS ANALYSIS DATA SHEET

TENTATIVELY IDENTIFIED COMPOUNDS

EPA SAMPLE NO.

690-SS-6(0-2")-O

Lab Name: MITKEM LABORATORIES Contract:

Lab Code: MITKEM Case No.: H2643 Mod. Ref No.: SDG No.: SH2643

Matrix: (SOIL/SED/WATER) SOIL Lab Sample ID: H2643-11A

Sample wt/vol: 30.4 (g/mL) G Lab File ID: S3G2127.D

Level: (TRACE or LOW/MED) LOW Extraction: (Type) SONC

% Moisture: 13 Decanted: (Y/N) N Date Received: 12/29/2009

Concentrated Extract Volume: 1000 (uL) Date Extracted: 12/30/2009

Injection Volume: 1.0 (uL) GPC Factor: 1.00 Date Analyzed: 01/04/2010

GPC Cleanup: (Y/N) N pH: Dilution Factor: 1.0

CONCENTRATION UNITS: (ug/L or ug/Kg) µG/KG

	CAS NUMBER	COMPOUND NAME	RT	EST. CONC.	Q
01		Unknown-01	3.557	760	J
02		Unknown-02	3.643	1000	J
03	5794-04-7	Bicyclo[2.2.1]heptane, 2,2-d	3.739	170	NJ
04		Unknown-03	3.910	260	J
05		Unknown-04	3.942	1600	J
06		Unknown-05	4.375	320	J
07		Unknown-06	11.277	230	J
	E96679[2]	Total Alkanes	N/A		

[2] EPA-designated Registry Number.

1K - FORM I SV-TIC

SEMIVOLATILE ORGANICS ANALYSIS DATA SHEET

TENTATIVELY IDENTIFIED COMPOUNDS

EPA SAMPLE NO.

690-SS-6(2"-2')-O

Lab Name: MITKEM LABORATORIES Contract:

Lab Code: MITKEM Case No.: H2643 Mod. Ref No.: SDG No.: SH2643

Matrix: (SOIL/SED/WATER) SOIL Lab Sample ID: H2643-12A

Sample wt/vol: 30.2 (g/mL) G Lab File ID: S3G2128.D

Level: (TRACE or LOW/MED) LOW Extraction: (Type) SONC

% Moisture: 12 Decanted: (Y/N) N Date Received: 12/29/2009

Concentrated Extract Volume: 1000 (uL) Date Extracted: 12/30/2009

Injection Volume: 1.0 (uL) GPC Factor: 1.00 Date Analyzed: 01/04/2010

GPC Cleanup: (Y/N) N pH: Dilution Factor: 1.0

CONCENTRATION UNITS: (ug/L or ug/Kg) µG/KG

	CAS NUMBER	COMPOUND NAME	RT	EST. CONC.	Q
01		Unknown-01	3.558	160	J
02		Unknown-02	3.644	610	J
03	79-92-5	Camphene	3.740	180	NJ
04		Unknown-03	3.943	1500	J
05		Unknown-04	5.284	150	J
06	2451-01-6	Terpin Hydrate	5.925	190	NJ
07		Unknown-05	11.273	200	J
	E96679€ [2]	Total Alkanes	N/A		

[2] EPA-designated Registry Number.

1K - FORM I SV-TIC

SEMIVOLATILE ORGANICS ANALYSIS DATA SHEET

TENTATIVELY IDENTIFIED COMPOUNDS

EPA SAMPLE NO.

690-SS-8(0-2")-O

Lab Name: MITKEM LABORATORIES Contract:

Lab Code: MITKEM Case No.: H2643 Mod. Ref No.: SDG No.: SH2643

Matrix: (SOIL/SED/WATER) SOIL Lab Sample ID: H2643-13A

Sample wt/vol: 30.5 (g/mL) G Lab File ID: S3G2129.D

Level: (TRACE or LOW/MED) LOW Extraction: (Type) SONC

% Moisture: 12 Decanted: (Y/N) N Date Received: 12/29/2009

Concentrated Extract Volume: 1000 (uL) Date Extracted: 12/30/2009

Injection Volume: 1.0 (uL) GPC Factor: 1.00 Date Analyzed: 01/04/2010

GPC Cleanup: (Y/N) N pH: Dilution Factor: 1.0

CONCENTRATION UNITS: (ug/L or ug/Kg) µG/KG

	CAS NUMBER	COMPOUND NAME	RT	EST. CONC.	Q
01		Unknown-01	3.558	850	J
02		Unknown-02	3.644	890	J
03		Unknown-03	3.735	200	J
04		Unknown-04	3.943	1200	J
05		Unknown-05	4.376	160	J
06		Unknown-06	11.272	190	J
	E96679€ [2]	Total Alkanes	N/A		

[2] EPA-designated Registry Number.

1K - FORM I SV-TIC

SEMIVOLATILE ORGANICS ANALYSIS DATA SHEET

TENTATIVELY IDENTIFIED COMPOUNDS

EPA SAMPLE NO.

690-SS-8(2"-2')-O

Lab Name: MITKEM LABORATORIES Contract:

Lab Code: MITKEM Case No.: H2643 Mod. Ref No.: SDG No.: SH2643

Matrix: (SOIL/SED/WATER) SOIL Lab Sample ID: H2643-14A

Sample wt/vol: 30.4 (g/mL) G Lab File ID: S3G2132.D

Level: (TRACE or LOW/MED) LOW Extraction: (Type) SONC

% Moisture: 10 Decanted: (Y/N) N Date Received: 12/29/2009

Concentrated Extract Volume: 1000 (uL) Date Extracted: 12/30/2009

Injection Volume: 1.0 (uL) GPC Factor: 1.00 Date Analyzed: 01/04/2010

GPC Cleanup: (Y/N) N pH: Dilution Factor: 1.0

CONCENTRATION UNITS: (ug/L or ug/Kg) µG/KG

	CAS NUMBER	COMPOUND NAME	RT	EST. CONC.	Q
01		Unknown-01	3.563	210	J
02		Unknown-02	3.648	1200	J
03		Unknown-03	3.734	170	J
04		Unknown-04	3.942	1400	J
05		Unknown-05	4.097	170	J
06	301-02-0	9-Octadecenamide, (Z)-	11.271	290	NJ
	E96679€ [2]	Total Alkanes	N/A		

[2] EPA-designated Registry Number.

1K - FORM I SV-TIC

SEMIVOLATILE ORGANICS ANALYSIS DATA SHEET

TENTATIVELY IDENTIFIED COMPOUNDS

EPA SAMPLE NO.

690-SS-9(0-2")-O

Lab Name: MITKEM LABORATORIES Contract:

Lab Code: MITKEM Case No.: H2643 Mod. Ref No.: SDG No.: SH2643

Matrix: (SOIL/SED/WATER) SOIL Lab Sample ID: H2643-15A

Sample wt/vol: 30.2 (g/mL) G Lab File ID: S3G2106.D

Level: (TRACE or LOW/MED) LOW Extraction: (Type) SONC

% Moisture: 15 Decanted: (Y/N) N Date Received: 12/29/2009

Concentrated Extract Volume: 1000 (uL) Date Extracted: 12/30/2009

Injection Volume: 1.0 (uL) GPC Factor: 1.00 Date Analyzed: 01/04/2010

GPC Cleanup: (Y/N) N pH: Dilution Factor: 1.0

CONCENTRATION UNITS: (ug/L or ug/Kg) µG/KG

	CAS NUMBER	COMPOUND NAME	RT	EST. CONC.	Q
01		Unknown-01	3.635	410	J
02		Unknown-02	3.928	160	J
03	301-02-0	9-Octadecenamide, (Z)-	10.067	170	NJ
04	112-84-5	13-Docosenamide, (Z)-	11.258	220	NJ
	E96679€ [2]	Total Alkanes	N/A		

[2] EPA-designated Registry Number.

1K - FORM I SV-TIC

SEMIVOLATILE ORGANICS ANALYSIS DATA SHEET

TENTATIVELY IDENTIFIED COMPOUNDS

EPA SAMPLE NO.

690-SS-9(2"-2')-O

Lab Name: MITKEM LABORATORIES Contract:

Lab Code: MITKEM Case No.: H2643 Mod. Ref No.: SDG No.: SH2643

Matrix: (SOIL/SED/WATER) SOIL Lab Sample ID: H2643-16A

Sample wt/vol: 30.2 (g/mL) G Lab File ID: S3G2109.D

Level: (TRACE or LOW/MED) LOW Extraction: (Type) SONC

% Moisture: 13 Decanted: (Y/N) N Date Received: 12/29/2009

Concentrated Extract Volume: 1000 (uL) Date Extracted: 12/30/2009

Injection Volume: 1.0 (uL) GPC Factor: 1.00 Date Analyzed: 01/04/2010

GPC Cleanup: (Y/N) N pH: Dilution Factor: 1.0

CONCENTRATION UNITS: (ug/L or ug/Kg) µG/KG

	CAS NUMBER	COMPOUND NAME	RT	EST. CONC.	Q
01		Unknown-01	3.640	170	J
02		Unknown-02	3.929	550	J
03	80-53-5	Cyclohexanemethanol, 4-hydro	5.911	170	NJ
	E96679[2]	Total Alkanes	N/A		

[2]EPA-designated Registry Number.

1K - FORM I SV-TIC

SEMIVOLATILE ORGANICS ANALYSIS DATA SHEET

TENTATIVELY IDENTIFIED COMPOUNDS

EPA SAMPLE NO.

690-SS-10(0-2")-O

Lab Name: MITKEM LABORATORIES Contract:

Lab Code: MITKEM Case No.: H2643 Mod. Ref No.: SDG No.: SH2643

Matrix: (SOIL/SED/WATER) SOIL Lab Sample ID: H2643-17A

Sample wt/vol: 30.0 (g/mL) G Lab File ID: S3G2110.D

Level: (TRACE or LOW/MED) LOW Extraction: (Type) SONC

% Moisture: 11 Decanted: (Y/N) N Date Received: 12/29/2009

Concentrated Extract Volume: 1000 (uL) Date Extracted: 12/30/2009

Injection Volume: 1.0 (uL) GPC Factor: 1.00 Date Analyzed: 01/04/2010

GPC Cleanup: (Y/N) N pH: Dilution Factor: 1.0

CONCENTRATION UNITS: (ug/L or ug/Kg) µG/KG

	CAS NUMBER	COMPOUND NAME	RT	EST. CONC.	Q
01		Unknown-01	3.635	1100	J
02		Unknown-02	3.908	300	J
03		Unknown-03	3.929	1100	J
04		Unknown-04	4.271	270	J
05		Unknown-05	4.362	220	J
06	103-82-2	Benzeneacetic acid	5.484	160	NJ
07	143-07-7	Dodecanoic acid	7.044	160	NJ
08	629-78-7	Heptadecane	7.674	170	NJ
09	295-48-7	Cyclopentadecane	11.034	250	NJ
10	112-84-5	13-Docosenamide, (Z)-	11.264	200	NJ
11	192-97-2	Benzo[e]pyrene	11.681	190	NJ
	E96679E[2]	Total Alkanes	N/A		

[2]EPA-designated Registry Number.

1K - FORM I SV-TIC

SEMIVOLATILE ORGANICS ANALYSIS DATA SHEET

TENTATIVELY IDENTIFIED COMPOUNDS

EPA SAMPLE NO.

690-SS-10(2"-2')-O

Lab Name: MITKEM LABORATORIES Contract:

Lab Code: MITKEM Case No.: H2643 Mod. Ref No.: SDG No.: SH2643

Matrix: (SOIL/SED/WATER) SOIL Lab Sample ID: H2643-18A

Sample wt/vol: 30.5 (g/mL) G Lab File ID: S3G2111.D

Level: (TRACE or LOW/MED) LOW Extraction: (Type) SONC

% Moisture: 13 Decanted: (Y/N) N Date Received: 12/29/2009

Concentrated Extract Volume: 1000 (uL) Date Extracted: 12/30/2009

Injection Volume: 1.0 (uL) GPC Factor: 1.00 Date Analyzed: 01/04/2010

GPC Cleanup: (Y/N) N pH: Dilution Factor: 1.0

CONCENTRATION UNITS: (ug/L or ug/Kg) µG/KG

	CAS NUMBER	COMPOUND NAME	RT	EST. CONC.	Q
01		Unknown-01	3.550	930	J
02		Unknown-02	3.636	860	J
03		Unknown-03	3.935	790	J
04		Unknown-04	4.362	260	J
05	143-07-7	Dodecanoic acid	7.050	190	NJ
06		Unknown-05	11.264	230	J
	E96679[2]	Total Alkanes	N/A		

[2]EPA-designated Registry Number.

1K - FORM I SV-TIC

SEMIVOLATILE ORGANICS ANALYSIS DATA SHEET

TENTATIVELY IDENTIFIED COMPOUNDS

EPA SAMPLE NO.

690-TP-E-O

Lab Name: MITKEM LABORATORIES Contract:

Lab Code: MITKEM Case No.: H2643 Mod. Ref No.: SDG No.: SH2643

Matrix: (SOIL/SED/WATER) SOIL Lab Sample ID: H2643-19A

Sample wt/vol: 30.4 (g/mL) G Lab File ID: S3G2112.D

Level: (TRACE or LOW/MED) LOW Extraction: (Type) SONC

% Moisture: 7.0 Decanted: (Y/N) N Date Received: 12/29/2009

Concentrated Extract Volume: 1000 (uL) Date Extracted: 12/30/2009

Injection Volume: 1.0 (uL) GPC Factor: 1.00 Date Analyzed: 01/04/2010

GPC Cleanup: (Y/N) N pH: Dilution Factor: 1.0

CONCENTRATION UNITS: (ug/L or ug/Kg) µG/KG

	CAS NUMBER	COMPOUND NAME	RT	EST. CONC.	Q
01		Unknown-01	3.641	260	J
02		Unknown-02	3.935	220	J
03		Unknown-03	4.977	180	J
04		Unknown-04	5.746	180	J
05	2451-01-6	Terpin Hydrate	5.917	210	NJ
06	143-07-7	Dodecanoic acid	7.055	170	NJ
07	301-02-0	9-Octadecenamide, (Z)-	11.264	360	NJ
	E96679€ [2]	Total Alkanes	N/A		

[2]EPA-designated Registry Number.

1K - FORM I SV-TIC

SEMIVOLATILE ORGANICS ANALYSIS DATA SHEET

TENTATIVELY IDENTIFIED COMPOUNDS

EPA SAMPLE NO.

690-TP-D-O

Lab Name: MITKEM LABORATORIES Contract:

Lab Code: MITKEM Case No.: H2643 Mod. Ref No.: SDG No.: SH2643

Matrix: (SOIL/SED/WATER) SOIL Lab Sample ID: H2643-20A

Sample wt/vol: 30.5 (g/mL) G Lab File ID: S3G2113.D

Level: (TRACE or LOW/MED) LOW Extraction: (Type) SONC

% Moisture: 14 Decanted: (Y/N) N Date Received: 12/29/2009

Concentrated Extract Volume: 1000 (uL) Date Extracted: 12/30/2009

Injection Volume: 1.0 (uL) GPC Factor: 1.00 Date Analyzed: 01/04/2010

GPC Cleanup: (Y/N) N pH: Dilution Factor: 1.0

CONCENTRATION UNITS: (ug/L or ug/Kg) µG/KG

	CAS NUMBER	COMPOUND NAME	RT	EST. CONC.	Q
01		Unknown-01	3.552	910	J
02		Unknown-02	3.643	1100	J
03		Unknown-03	3.905	240	J
04		Unknown-04	3.937	1100	J
05		Unknown-05	4.370	550	J
06	2451-01-6	Terpin Hydrate	5.914	200	NJ
07		Unknown-06	11.272	220	J
08	192-97-2	Benzo[e]pyrene	11.549	180	NJ
09	198-55-0	Perylene	11.694	420	NJ
	E96679€ [2]	Total Alkanes	N/A		

[2] EPA-designated Registry Number.

1K - FORM I SV-TIC

SEMIVOLATILE ORGANICS ANALYSIS DATA SHEET

TENTATIVELY IDENTIFIED COMPOUNDS

EPA SAMPLE NO.

690-TP-F-O

Lab Name: MITKEM LABORATORIES Contract:

Lab Code: MITKEM Case No.: H2643 Mod. Ref No.: SDG No.: SH2643

Matrix: (SOIL/SED/WATER) SOIL Lab Sample ID: H2643-21A

Sample wt/vol: 30.5 (g/mL) G Lab File ID: S3G2114.D

Level: (TRACE or LOW/MED) LOW Extraction: (Type) SONC

% Moisture: 13 Decanted: (Y/N) N Date Received: 12/29/2009

Concentrated Extract Volume: 1000 (uL) Date Extracted: 12/30/2009

Injection Volume: 1.0 (uL) GPC Factor: 1.00 Date Analyzed: 01/04/2010

GPC Cleanup: (Y/N) N pH: Dilution Factor: 1.0

CONCENTRATION UNITS: (ug/L or ug/Kg) µG/KG

	CAS NUMBER	COMPOUND NAME	RT	EST. CONC.	Q
01		Unknown-01	3.643	1100	J
02		Unknown-02	3.937	1300	J
03		Unknown-03	4.370	620	J
04		Unknown-04	4.701	510	J
05	2958-76-1	Naphthalene, decahydro-2-met	4.834	450	NJ
06		Unknown-05	4.984	260	J
07		Unknown-06	5.048	250	J
08	17301-23-4	Undecane, 2,6-dimethyl-	5.326	580	NJ
09		Unknown-07	5.406	280	J
10		Unknown-08	5.646	1200	J
11		Unknown-09	5.801	570	J
12		Unknown-10	5.919	310	J
13	5617-41-4	Heptylcyclohexane	6.074	360	NJ
14	74645-98-0	Dodecane, 2,7,10-trimethyl-	6.191	810	NJ
15	629-59-4	Tetradecane	6.314	530	NJ
16	629-50-5	Tridecane	6.603	760	NJ
17	629-62-9	Pentadecane	6.795	260	NJ
18		Unknown-11	7.089	240	J
19	3892-00-0	Pentadecane, 2,6,10-trimethy	7.452	250	NJ
20	1921-70-6	Pentadecane, 2,6,10,14-tetra	7.692	290	NJ
	E96679[2]	Total Alkanes	N/A		

[2]EPA-designated Registry Number.

1K - FORM I SV-TIC

SEMIVOLATILE ORGANICS ANALYSIS DATA SHEET

TENTATIVELY IDENTIFIED COMPOUNDS

EPA SAMPLE NO.

690-SS-3(2"-2')-D

Lab Name: MITKEM LABORATORIES Contract:

Lab Code: MITKEM Case No.: H2643 Mod. Ref No.: SDG No.: SH2643

Matrix: (SOIL/SED/WATER) SOIL Lab Sample ID: H2643-22A

Sample wt/vol: 30.0 (g/mL) G Lab File ID: S3G2115.D

Level: (TRACE or LOW/MED) LOW Extraction: (Type) SONC

% Moisture: 18 Decanted: (Y/N) N Date Received: 12/29/2009

Concentrated Extract Volume: 1000 (uL) Date Extracted: 12/30/2009

Injection Volume: 1.0 (uL) GPC Factor: 1.00 Date Analyzed: 01/04/2010

GPC Cleanup: (Y/N) N pH: Dilution Factor: 1.0

CONCENTRATION UNITS: (ug/L or ug/Kg) µG/KG

	CAS NUMBER	COMPOUND NAME	RT	EST. CONC.	Q
01		Unknown-01	3.555	690	J
02		Unknown-02	3.641	1300	J
03		Unknown-03	3.940	1900	J
04		Unknown-04	4.367	500	J
05	103-82-2	Benzeneacetic acid	5.500	200	NJ
06	2451-01-6	Terpin Hydrate	5.916	280	NJ
07	6971-40-0	17-Pentatriacontene	10.463	190	NJ
08	297-03-0	Cyclotetracosane	11.034	250	NJ
09	112-84-5	13-Docosenamide, (Z)-	11.269	220	NJ
	E96679€ [2]	Total Alkanes	N/A		

[2] EPA-designated Registry Number.

1K - FORM I SV-TIC

SEMIVOLATILE ORGANICS ANALYSIS DATA SHEET

TENTATIVELY IDENTIFIED COMPOUNDS

EPA SAMPLE NO.

690-SS-5(0-2")-D

Lab Name: MITKEM LABORATORIES Contract:

Lab Code: MITKEM Case No.: H2643 Mod. Ref No.: SDG No.: SH2643

Matrix: (SOIL/SED/WATER) SOIL Lab Sample ID: H2643-23A

Sample wt/vol: 30.2 (g/mL) G Lab File ID: S3G2116.D

Level: (TRACE or LOW/MED) LOW Extraction: (Type) SONC

% Moisture: 16 Decanted: (Y/N) N Date Received: 12/29/2009

Concentrated Extract Volume: 1000 (uL) Date Extracted: 12/30/2009

Injection Volume: 1.0 (uL) GPC Factor: 1.00 Date Analyzed: 01/04/2010

GPC Cleanup: (Y/N) N pH: Dilution Factor: 1.0

CONCENTRATION UNITS: (ug/L or ug/Kg) µG/KG

	CAS NUMBER	COMPOUND NAME	RT	EST. CONC.	Q
01		Unknown-01	3.552	1100	J
02		Unknown-02	3.643	1300	J
03		Unknown-03	3.905	190	J
04		Unknown-04	3.937	1100	J
05		Unknown-05	4.369	430	J
06	1000157-89-9	p-menth-1-en-8-ol	5.278	170	NJ
07	103-82-2	Benzeneacetic acid	5.502	240	NJ
08	2451-01-6	Terpin Hydrate	5.919	300	NJ
09	143-07-7	Dodecanoic acid	7.057	160	NJ
10	38775-38-1	1-Hexadecanesulfonyl chlorid	10.465	240	NJ
11	6971-40-0	17-Pentatriacontene	11.036	400	NJ
12	301-02-0	9-Octadecenamide, (Z)-	11.272	320	NJ
13		Unknown-06	11.549	200	J
14	192-97-2	Benzo[e]pyrene	11.699	360	NJ
	E96679€ [2]	Total Alkanes	N/A		

[2] EPA-designated Registry Number.

1K - FORM I SV-TIC

SEMIVOLATILE ORGANICS ANALYSIS DATA SHEET

TENTATIVELY IDENTIFIED COMPOUNDS

EPA SAMPLE NO.

MB-48319

Lab Name: MITKEM LABORATORIES Contract:

Lab Code: MITKEM Case No.: H2643 Mod. Ref No.: SDG No.: SH2643

Matrix: (SOIL/SED/WATER) SOIL Lab Sample ID: MB-48319

Sample wt/vol: 30.0 (g/mL) G Lab File ID: S3G2104.D

Level: (TRACE or LOW/MED) LOW Extraction: (Type) SONC

% Moisture: Decanted: (Y/N) Date Received:

Concentrated Extract Volume: 1000 (uL) Date Extracted: 12/30/2009

Injection Volume: 1.0 (uL) GPC Factor: 1.00 Date Analyzed: 01/04/2010

GPC Cleanup: (Y/N) N pH: Dilution Factor: 1.0

CONCENTRATION UNITS: (ug/L or ug/Kg) µG/KG

CAS NUMBER	COMPOUND NAME	RT	EST. CONC.	Q
E96679€ [2]	Total Alkanes	N/A		

[2] EPA-designated Registry Number.

1K - FORM I SV-TIC

SEMIVOLATILE ORGANICS ANALYSIS DATA SHEET

TENTATIVELY IDENTIFIED COMPOUNDS

EPA SAMPLE NO.

MB-48320

Lab Name: MITKEM LABORATORIES Contract:

Lab Code: MITKEM Case No.: H2643 Mod. Ref No.: SDG No.: SH2643

Matrix: (SOIL/SED/WATER) SOIL Lab Sample ID: MB-48320

Sample wt/vol: 30.0 (g/mL) G Lab File ID: S3G2102.D

Level: (TRACE or LOW/MED) LOW Extraction: (Type) SONC

% Moisture: Decanted: (Y/N) Date Received:

Concentrated Extract Volume: 1000 (uL) Date Extracted: 12/30/2009

Injection Volume: 1.0 (uL) GPC Factor: 1.00 Date Analyzed: 01/04/2010

GPC Cleanup: (Y/N) N pH: Dilution Factor: 1.0

CONCENTRATION UNITS: (ug/L or ug/Kg) µG/KG

CAS NUMBER	COMPOUND NAME	RT	EST. CONC.	Q
E96679€ [2]	Total Alkanes	N/A		

[2] EPA-designated Registry Number.

1K - FORM I SV-TIC

SEMIVOLATILE ORGANICS ANALYSIS DATA SHEET

TENTATIVELY IDENTIFIED COMPOUNDS

EPA SAMPLE NO.

690-FB1-O

Lab Name: MITKEM LABORATORIES Contract:

Lab Code: MITKEM Case No.: H2643 Mod. Ref No.: SDG No.: SH2643

Matrix: (SOIL/SED/WATER) WATER Lab Sample ID: H2643-24C

Sample wt/vol: 1000 (g/mL) ML Lab File ID: S1G1439.D

Level: (TRACE or LOW/MED) LOW Extraction: (Type) CONT

% Moisture: Decanted: (Y/N) Date Received: 12/29/2009

Concentrated Extract Volume: 1000 (uL) Date Extracted: 12/29/2009

Injection Volume: 1.0 (uL) GPC Factor: 1.00 Date Analyzed: 01/04/2010

GPC Cleanup: (Y/N) N pH: Dilution Factor: 1.0

CONCENTRATION UNITS: (ug/L or ug/Kg) µG/L

	CAS NUMBER	COMPOUND NAME	RT	EST. CONC.	Q
01		Unknown-01	5.530	8.0	J
	E966796[2]	Total Alkanes	N/A		

[2]EPA-designated Registry Number.

1K - FORM I SV-TIC

SEMIVOLATILE ORGANICS ANALYSIS DATA SHEET

TENTATIVELY IDENTIFIED COMPOUNDS

EPA SAMPLE NO.

690-FB2-O

Lab Name: MITKEM LABORATORIES Contract:

Lab Code: MITKEM Case No.: H2643 Mod. Ref No.: SDG No.: SH2643

Matrix: (SOIL/SED/WATER) WATER Lab Sample ID: H2643-25C

Sample wt/vol: 1000 (g/mL) ML Lab File ID: S1G1440.D

Level: (TRACE or LOW/MED) LOW Extraction: (Type) CONT

% Moisture: Decanted: (Y/N) Date Received: 12/29/2009

Concentrated Extract Volume: 1000 (uL) Date Extracted: 12/29/2009

Injection Volume: 1.0 (uL) GPC Factor: 1.00 Date Analyzed: 01/04/2010

GPC Cleanup: (Y/N) N pH: Dilution Factor: 1.0

CONCENTRATION UNITS: (ug/L or ug/Kg) µG/L

	CAS NUMBER	COMPOUND NAME	RT	EST. CONC.	Q
01		Unknown-01	5.530	8.0	J
	E96679€ [2]	Total Alkanes	N/A		

[2] EPA-designated Registry Number.

1K - FORM I SV-TIC

SEMIVOLATILE ORGANICS ANALYSIS DATA SHEET

TENTATIVELY IDENTIFIED COMPOUNDS

EPA SAMPLE NO.

MB-48295

Lab Name: MITKEM LABORATORIES Contract:

Lab Code: MITKEM Case No.: H2643 Mod. Ref No.: SDG No.: SH2643

Matrix: (SOIL/SED/WATER) WATER Lab Sample ID: MB-48295

Sample wt/vol: 1000 (g/mL) ML Lab File ID: S1G1432.D

Level: (TRACE or LOW/MED) LOW Extraction: (Type) CONT

% Moisture: Decanted: (Y/N) Date Received:

Concentrated Extract Volume: 1000 (uL) Date Extracted: 12/29/2009

Injection Volume: 1.0 (uL) GPC Factor: 1.00 Date Analyzed: 01/04/2010

GPC Cleanup: (Y/N) N pH: Dilution Factor: 1.0

CONCENTRATION UNITS: (ug/L or ug/Kg) µG/L

	CAS NUMBER	COMPOUND NAME	RT	EST. CONC.	Q
01		Unknown-01	5.533	5.7	J
	E96679€ [2]	Total Alkanes	N/A		

[2] EPA-designated Registry Number.

MITKEM LABORATORIES: Soil/Solid Metals Prep Logbook

Date	Sample ID	Sample Wt. (g)	Sample Color Before	Sample Texture	Artifiacts (Y/N)	1:1 HNO_3 (ml)	Conc. HNO_3 (ml)	30% H_2O_2 (ml)	Conc. HCl (ml)	Sample Color After	Sample Clarity After	Final Volume (ml)	Comments
12/30/09	MB-48334		—	—	N	5	2.5	5	5	—	—	50	
	LCS-48334											50	
	H2643 01A	1.52										50	
	H2643 02A	1.94										50	
	03A	1.70										50	
	04A	1.62										50	
	05A	1.11										50	
	06A	1.37										50	
	07A	1.43										50	
	08A	1.36										50	
	09A	1.13										50	
	10A	1.25										50	
	11A	1.19										50	
	12A	1.28										50	
	13A	1.87										50	
	13AMS	1.87										50	
12/30/09	H2643 13AMSD	1.87	—	—	N	5	2.5	5	5	—	—	50	

HCl Lot# 4109050

HNO3 Lot# 1109050

H2O2 Lot# 095149

Analyst: CMA

Method#: 3050B

Hotblock ID: HB-2

Digestion Temp: 95 oC

LCS/Spike Lot # IP091113A 455u
IP090709B 455u
IP090709C 455u

Digestate Relinquished to: HZA 12/30/09

Reviewed By: HZA 12/30/09

Narrative Notes on Reverse Side
Yes / No

Logbook ID 100.0124-07/09

ID Check CW

MITKEM LABORATORIES: Soil/Solid Metals Prep Logbook

Date	Sample ID	Sample Wt. (g)	Sample Color Before	Sample Texture	Artifacts (Y/N)	1:1 HNO_3 (ml)	Conc. HNO_3 (ml)	30% H_2O_2 (ml)	Conc. HCl (ml)	Sample Color After	Sample Clarity After	Final Volume (ml)	Comments
12/30/09	MB-48334		—	—	N	5	2.5	5	5	—	—	50	
	LCS-48334											50	
	H2643 01A	1.52										50	
	H2643 02A	1.94										50	
	03A	1.70										50	
	04A	1.62										50	
	05A	1.11										50	
	06A	1.37										50	
	07A	1.43										50	
	08A	1.36										50	
	09A	1.13										50	
	10A	1.25										50	
	11A	1.19										50	
	12A	1.28										50	
	13A	1.87										50	
↓	↓ 13AMS	1.87	↓	↓	↓	↓	↓	↓	↓	↓	↓	50	
12/30/09	H2643 13ADUP	1.87	—	—	N	5	2.5	5	5	—	—	50	

HCl Lot# 4109050
HNO3 Lot# 1109050
H2O2 Lot# 095149

Analyst: CMA
Method#: 3050B
Hotblock ID: HB-2

Digestion Temp: 95 oC
LCS/Spike Lot # IP091113A 455u
IP090709B 455u
IP090709C 455u

Digestate Relinquished to: HZA 12/30/09

Reviewed By: HZA 12/30/09

Narrative Notes on Reverse Side
Yes / No

ID Check CW

3M - FORM III PEST-3
SOIL PESTICIDE LABORATORY CONTROL
SAMPLE RECOVERY

CLIENT SAMPLE NO.
LCS-48324

Lab Name: MITKEM LABORATORIES Contract:

Lab Code: MITKEM Case No.: H2643 Mod. Ref No.: SDG No.: SH2643

Lab Sample ID: LCS-48324 LCS Lot No.:

Date Extracted: 12/30/2009 Date Analyzed (1): 01/06/2010

Instrument ID (1): E4 GC Column(1): CLPPest ID: 0.53 (mm)

COMPOUND	AMOUNT ADDED (UG/KG)	AMOUNT RECOVERED (UG/KG)	%REC	#	QC LIMITS
alpha-BHC	6.6670	5.7236	86		60-125
beta-BHC	6.6670	5.2407	79		60-125
delta-BHC	6.6670	6.6715	100		55-130
gamma-BHC (Lindane)	6.6670	5.3809	81		60-125
Heptachlor	6.6670	6.0517	91		50-140
Aldrin	6.6670	6.0613	91		45-140
Heptachlor epoxide	6.6670	6.4746	97		65-130
Endosulfan I	6.6670	6.3265	95		15-135
Dieldrin	13.3330	13.4770	101		65-125
4,4'-DDE	13.3330	13.5273	101		70-125
Endrin	13.3330	13.2995	100		60-135
Endosulfan II	13.3330	12.9912	97		35-140
4,4'-DDD	13.3330	13.3339	100		30-135
Endosulfan sulfate	13.3330	14.3347	108		60-135
4,4'-DDT	13.3330	13.7780	103		45-140
Methoxychlor	66.6670	67.6237	101		55-145
Endrin ketone	13.3330	13.7446	103		65-135
Endrin aldehyde	13.3330	10.8933	82		35-145
alpha-Chlordane	6.6670	6.5318	98		65-120
gamma-Chlordane	6.6670	6.5631	98		65-125

Instrument ID (2): E4 GC Column(2): CLPPestII ID: 0.53 (mm)

Date Analyzed (2): 01/06/2010

COMPOUND	AMOUNT ADDED (UG/KG)	AMOUNT RECOVERED (UG/KG)	%REC	#	QC LIMITS
alpha-BHC	6.6670	5.9652	89		60-125
beta-BHC	6.6670	6.6489	100		60-125
delta-BHC	6.6670	6.8806	103		55-130
gamma-BHC (Lindane)	6.6670	6.4178	96		60-125

COMMENTS:

Method 8260 Low Level Aqueous

AT	&Analyte	MDL	PQL	ug/L
A	1,1,1,2-Tetrachloroethane	0.078	0.5	
A	1,1,1-Trichloroethane	0.14	0.5	
A	1,1,2,2-Tetrachloroethane	0.085	0.5	
A	1,1,2-Trichloroethane	0.09	0.5	
A	1,1-Dichloroethane	0.14	0.5	
A	1,1-Dichloroethene	0.22	0.5	
A	1,1-Dichloropropene	0.17	0.5	
A	1,2,3-Trichlorobenzene	0.061	0.5	
A	1,2,3-Trichloropropane	0.1	0.5	
A	1,2,4-Trichlorobenzene	0.076	0.5	
A	1,2,4-Trimethylbenzene	0.077	0.5	
A	1,2-Dibromo-3-chloropropane	0.13	0.5	
A	1,2-Dibromoethane	0.1	0.5	
A	1,2-Dichlorobenzene	0.077	0.5	
A	1,2-Dichloroethane	0.12	0.5	
A	1,2-Dichloropropane	0.1	0.5	
A	1,3,5-Trimethylbenzene	0.086	0.5	
A	1,3-Dichlorobenzene	0.072	0.5	
A	1,3-Dichloropropane	0.052	0.5	
A	1,4-Dichlorobenzene	0.06	0.5	
A	2,2-Dichloropropane	0.25	0.5	
A	2-Butanone	1.3	5	
A	2-Chlorotoluene	0.088	0.5	
A	2-Hexanone	0.84	5	
A	4-Chlorotoluene	0.086	0.5	
A	4-Isopropyltoluene	0.074	0.5	
A	4-Methyl-2-pentanone	0.56	5	
A	Acetone	1.3	5	
A	Benzene	0.13	0.5	
A	Bromobenzene	0.072	0.5	
A	Bromochloromethane	0.1	0.5	
A	Bromodichloromethane	0.33	0.5	
A	Bromoform	0.072	0.5	
A	Bromomethane	0.36	0.5	
A	Carbon disulfide	0.31	0.5	
A	Carbon tetrachloride	0.13	0.5	
A	Chlorobenzene	0.096	0.5	
A	Chloroethane	0.42	0.5	
A	Chloroform	0.072	0.5	
A	Chloromethane	0.08	0.5	
A	cis-1,2-Dichloroethene	0.1	0.5	
A	cis-1,3-Dichloropropene	0.081	0.5	

A	Dibromochloromethane	0.056	0.5
A	Dibromomethane	0.15	0.5
A	Dichlorodifluoromethane	0.27	0.5
A	Ethylbenzene	0.074	0.5
A	Hexachlorobutadiene	0.054	0.5
A	Iodomethane	0.24	0.5
A	Isopropylbenzene	0.072	0.5
A	m,p-Xylene	0.19	0.5
A	Methyl tert-butyl ether	0.09	0.5
A	Methylene chloride	0.35	0.5
A	n-Butylbenzene	0.064	0.5
A	n-Propylbenzene	0.07	0.5
A	Naphthalene	0.072	0.5
A	o-Xylene	0.083	0.5
A	sec-Butylbenzene	0.077	0.5
A	Styrene	0.083	0.5
A	tert-Butylbenzene	0.079	0.5
A	Tetrachloroethene	0.11	0.5
A	Toluene	0.095	0.5
A	trans-1,2-Dichloroethene	0.14	0.5
A	trans-1,3-Dichloropropene	0.063	0.5
A	Trichloroethene	0.12	0.5
A	Trichlorofluoromethane	0.41	0.5
A	Vinyl acetate	0.083	0.5
A	Vinyl chloride	0.077	0.5
I	1,4-Dichlorobenzene-d4	0.005	0.5
I	Chlorobenzene-d5	0.5	0.5
I	Fluorobenzene	0.5	0.5
M	Xylene (Total)	0.083	0.5
S	1,2-Dichloroethane-d4	0	0.5
S	Bromofluorobenzene	0	0.5
S	Dibromofluoromethane	0	0.5
S	Toluene-d8	0	0.5
X	1,1,2,2-Tetrachloroethane-d2	0.5	0.5
X	1,1,2-Trichloro-1,2,2-trifluoroethane	0.13	0.5
X	1,1-Dichloroethene-d2	0.5	0.5
X	1,2-Dichlorobenzene-d4	0.5	0.5
X	1,2-Dichloroethene, Total	0.24	0.5
X	1,2-Dichloropropane-d6	0.5	0.5
X	1,2-Dichloropropene	0	0
X	1,2-Dichlorotetrafluoroethane	0.052	0.5
X	1,3,5-Trichlorobenzene	0.5	0.5
X	1,4-Difluorobenzene	0.5	0.5
X	1,4-Dioxane	3.8	100

X	1-Chlorohexane	0.092	0.5
X	1-Chloropropane	0.5	0.5
X	2,3,6-Trichlorotoluene	0	0
X	2,3-Dibromopropene	0	0.5
X	2,3-Dichloropropene	0	0.5
X	2,3/3,4-Dichlorotoluene	0	0
X	2,4,5-Trichlorotoluene	0	0
X	2,4-Dichlorobenzotrifluoride	0	0
X	2,4/2,5-Dichlorotoluene	0	0
X	2,6-Dichlorotoluene	0	0
X	2-Bromo-1-chloropropane	0	0.5
X	2-Butanone-d5	0.5	0.5
X	2-Chloro-1,3-butadiene	0.13	0.5
X	2-Chlorobenzotrifluoride	0	0
X	2-Chloroethyl vinyl ether	0.14	0.5
X	2-Chloropropane	0	0.5
X	2-Ethyl-1-hexanol	0	0
X	2-Hexanone-d5	0.5	0.5
X	3,4-Dichlorobenzotrifluoride	0	0
X	3-Chlorobenzotrifluoride	0	0
X	3-Chlorotoluene	0	0
X	4-Chlorobenzotrifluoride	0	0
X	Acetonitrile	1.4	5
X	Acrolein	1.5	2.5
X	Acrylonitrile	0.23	0.5
X	Alkylbenzenes, Total	0.5	0.5
X	Allyl chloride	0.36	0.5
X	Benzene-d6	0.5	0.5
X	bis(2-Chloroethyl)ether	0.5	0.5
X	Bromoform-d	0.5	0.5
X	Chloroethane-d5	0.5	0.5
X	Chloroform-d	0.5	0.5
X	Cyclohexane	0.11	0.5
X	Diethyl ether	0.34	0.5
X	Diisopropyl ether	0.091	0.5
X	Ethanol	5	50
X	Ethyl methacrylate	0.067	0.5
X	Ethyl tert-butyl ether	0.092	0.5
X	Freon-113	0.13	0.5
X	Hexachloroethane	0.065	0.5
X	Isobutyl alcohol	2.3	10
X	Isopropyl alcohol	0.5	0.5
X	Methacrylonitrile	0.84	1
X	Methyl acetate	0.093	0.5

X	Methyl methacrylate	0.066	0.5
X	Methylcyclohexane	0.095	0.5
X	Missouri - Gasoline Range Organics	0	0
X	Pentachloroethane	0.089	0.5
X	Pentafluorobenzene	0.5	0.5
X	Pentyl Acetate	0	0
X	Propionitrile	1.6	5
X	tert-Amyl Methyl ether	0.071	0.5
X	tert-Butyl Alcohol	0.59	1
X	Tetrahydrofuran	0.36	1
X	trans-1,3-Dichloropropene-d4	0.5	0.5
X	trans-1,4-Dichloro-2-butene	0.092	0.5
X	Vinyl bromide	0	0.5
X	Vinyl chloride-d3	0.5	0.5
X	Xylenes (Total)	0.083	0.5

AT = Analyte Type

A = routine method analyte

S = surrogate

I = internal standard

M = multi-peak analyte

X = non-routine method analyte; can be included upon request

Method 8260 Low Level Soil

AT	&Analyte	MDL	PQL	ug/Kg
A	1,1,1,2-Tetrachloroethane	1.2	5	
A	1,1,1-Trichloroethane	0.76	5	
A	1,1,2,2-Tetrachloroethane	1.1	5	
A	1,1,2-Trichloroethane	0.66	5	
A	1,1-Dichloroethane	0.94	5	
A	1,1-Dichloroethene	0.98	5	
A	1,1-Dichloropropene	1.6	5	
A	1,2,3-Trichlorobenzene	0.92	5	
A	1,2,3-Trichloropropane	0.95	5	
A	1,2,4-Trichlorobenzene	1.4	5	
A	1,2,4-Trimethylbenzene	1.3	5	
A	1,2-Dibromo-3-chloropropane	1.7	5	
A	1,2-Dibromoethane	1.5	5	
A	1,2-Dichlorobenzene	0.99	5	
A	1,2-Dichloroethane	0.9	5	
A	1,2-Dichloropropane	1.2	5	
A	1,3,5-Trimethylbenzene	1.5	5	
A	1,3-Dichlorobenzene	1.4	5	
A	1,3-Dichloropropane	1.2	5	
A	1,4-Dichlorobenzene	0.67	5	
A	2,2-Dichloropropane	0.68	5	
A	2-Butanone	2.8	5	
A	2-Chlorotoluene	1.3	5	
A	2-Hexanone	1.2	5	
A	4-Chlorotoluene	1.7	5	
A	4-Isopropyltoluene	1.9	5	
A	4-Methyl-2-pentanone	0.86	5	
A	Acetone	3.5	5	
A	Benzene	0.86	5	
A	Bromobenzene	0.87	5	
A	Bromochloromethane	1.5	5	
A	Bromodichloromethane	1.1	5	
A	Bromoform	1.4	5	
A	Bromomethane	1.4	5	
A	Carbon disulfide	0.66	5	
A	Carbon tetrachloride	1.1	5	
A	Chlorobenzene	0.96	5	
A	Chloroethane	1.7	5	
A	Chloroform	0.82	5	
A	Chloromethane	0.74	5	
A	cis-1,2-Dichloroethene	1.2	5	
A	cis-1,3-Dichloropropene	0.62	5	

A	Dibromochloromethane	0.77	5
A	Dibromomethane	1.5	5
A	Dichlorodifluoromethane	3.6	5
A	Ethylbenzene	1.2	5
A	Hexachlorobutadiene	1.6	5
A	Iodomethane	1	5
A	Isopropylbenzene	1.6	5
A	m,p-Xylene	1.7	5
A	Methyl tert-butyl ether	0.77	5
A	Methylene chloride	0.64	5
A	n-Butylbenzene	1.6	5
A	n-Propylbenzene	2	5
A	Naphthalene	0.6	5
A	o-Xylene	1.1	5
A	sec-Butylbenzene	1.7	5
A	Styrene	1.1	5
A	tert-Butylbenzene	2	5
A	Tetrachloroethene	1.2	5
A	Toluene	0.54	5
A	trans-1,2-Dichloroethene	1.1	5
A	trans-1,3-Dichloropropene	1	5
A	Trichloroethene	0.77	5
A	Trichlorofluoromethane	2.6	5
A	Vinyl acetate	0.58	5
A	Vinyl chloride	1	5
I	1,4-Dichlorobenzene-d4	5	5
I	Chlorobenzene-d5	5	5
I	Fluorobenzene	5	5
M	Xylene (Total)	1.1	5
S	1,2-Dichloroethane-d4	0	5
S	Bromofluorobenzene	0	5
S	Dibromofluoromethane	0	5
S	Toluene-d8	0	5
X	1,1,2,2-Tetrachloroethane-d2	0	5
X	1,1,2-Trichloro-1,2,2-trifluoroethane	3	5
X	1,1-Dichloroethene-d2	0	5
X	1,2-Dichlorobenzene-d4	0	5
X	1,2-Dichloroethene, Total	1.1	5
X	1,2-Dichloropropane-d6	0	5
X	1,2-Dichloropropene	0	0
X	1,2-Dichlorotetrafluoroethane	5	5
X	1,3,5-Trichlorobenzene	5	5
X	1,4-Difluorobenzene	5	5
X	1,4-Dioxane	61	100

X	1-Chlorohexane	1.9	5
X	1-Chloropropane	5	5
X	2,3,6-Trichlorotoluene	0	0
X	2,3-Dibromopropene	5	5
X	2,3-Dichloropropene	5	5
X	2,3/3,4-Dichlorotoluene	0	0
X	2,4,5-Trichlorotoluene	0	0
X	2,4-Dichlorobenzotrifluoride	0	0
X	2,4/2,5-Dichlorotoluene	0	0
X	2,6-Dichlorotoluene	0	0
X	2-Bromo-1-chloropropane	5	5
X	2-Butanone-d5	0	5
X	2-Chloro-1,3-butadiene	5	5
X	2-Chlorobenzotrifluoride	0	0
X	2-Chloroethyl vinyl ether	1	5
X	2-Chloropropane	5	5
X	2-Ethyl-1-hexanol	0	0
X	2-Hexanone-d5	5	5
X	3,4-Dichlorobenzotrifluoride	0	0
X	3-Chlorobenzotrifluoride	0	0
X	3-Chlorotoluene	0	0
X	4-Chlorobenzotrifluoride	0	0
X	Acetonitrile	10	50
X	Acrolein	5.1	25
X	Acrylonitrile	1.2	5
X	Alkylbenzenes, Total	5	5
X	Allyl chloride	5	5
X	Benzene-d6	0	5
X	bis(2-Chloroethyl)ether	5	5
X	Bromoform-d	0	5
X	Chloroethane-d5	0	5
X	Chloroform-d	0	5
X	Cyclohexane	1.7	5
X	Diethyl ether	1.3	5
X	Diisopropyl ether	0.61	5
X	Ethanol	260	500
X	Ethyl methacrylate	5	5
X	Ethyl tert-butyl ether	0.85	5
X	Freon-113	3	5
X	Hexachloroethane	5	5
X	Isobutyl alcohol	100	100
X	Isopropyl alcohol	5	5
X	Methacrylonitrile	10	10
X	Methyl acetate	1.4	5

X	Methyl methacrylate	5	5
X	Methylcyclohexane	1.8	5
X	Missouri - Gasoline Range Organics	0	0
X	Pentachloroethane	5	5
X	Pentafluorobenzene	5	5
X	Pentyl Acetate	0	0
X	Propionitrile	50	50
X	tert-Amyl Methyl ether	1.1	5
X	tert-Butyl Alcohol	5	10
X	Tetrahydrofuran	4.6	10
X	trans-1,3-Dichloropropene-d4	0	5
X	trans-1,4-Dichloro-2-butene	0.98	5
X	Vinyl bromide	5	5
X	Vinyl chloride-d3	0	5
X	Xylenes (Total)	1.1	5

AT = Analyte Type

A = routine method analyte

S = surrogate

I = internal standard

M = multi-peak analyte

X = non-routine method analyte; can be included upon request

Method 8270 Aqueous

AT	&Analyte	MDL	PQL	ug/L
A	1,2,4-Trichlorobenzene	0.77	10	
A	1,2-Dichlorobenzene	0.72	10	
A	1,3-Dichlorobenzene	0.66	10	
A	1,4-Dichlorobenzene	0.67	10	
A	2,2´-oxybis(1-Chloropropane)	0.62	10	
A	2,4,5-Trichlorophenol	0.85	20	
A	2,4,6-Trichlorophenol	0.59	10	
A	2,4-Dichlorophenol	0.74	10	
A	2,4-Dimethylphenol	3.8	10	
A	2,4-Dinitrophenol	2.2	20	
A	2,4-Dinitrotoluene	0.17	10	
A	2,6-Dinitrotoluene	0.12	10	
A	2-Chloronaphthalene	0.5	10	
A	2-Chlorophenol	1.6	10	
A	2-Methylnaphthalene	0.55	10	
A	2-Methylphenol	1.6	10	
A	2-Nitroaniline	0.61	20	
A	2-Nitrophenol	0.59	10	
A	3,3´-Dichlorobenzidine	1.9	10	
A	3-Nitroaniline	2.2	20	
A	4,6-Dinitro-2-methylphenol	1	20	
A	4-Bromophenyl-phenylether	0.59	10	
A	4-Chloro-3-methylphenol	1.1	10	
A	4-Chloroaniline	0.55	10	
A	4-Chlorophenyl-phenylether	0.85	10	
A	4-Methylphenol	1.2	10	
A	4-Nitroaniline	2.8	20	
A	4-Nitrophenol	1.7	20	
A	Acenaphthene	0.85	10	
A	Acenaphthylene	0.73	10	
A	Anthracene	1.5	10	
A	Benzo(a)anthracene	0.29	10	
A	Benzo(a)pyrene	1.9	10	
A	Benzo(b)fluoranthene	0.58	10	
A	Benzo(g,h,i)perylene	0.23	10	
A	Benzo(k)fluoranthene	0.98	10	
A	Bis(2-chloroethoxy)methane	0.22	10	
A	Bis(2-chloroethyl)ether	0.28	10	
A	Bis(2-ethylhexyl)phthalate	0.37	10	
A	Butylbenzylphthalate	1.8	10	
A	Carbazole	1.8	10	
A	Chrysene	2.2	10	

A	Di-n-butylphthalate	1.7	10
A	Di-n-octylphthalate	0.28	10
A	Dibenzo(a,h)anthracene	0.56	10
A	Dibenzofuran	0.75	10
A	Diethylphthalate	0.22	10
A	Dimethylphthalate	0.21	10
A	Fluoranthene	1.6	10
A	Fluorene	0.67	10
A	Hexachlorobenzene	0.74	10
A	Hexachlorobutadiene	0.77	10
A	Hexachlorocyclopentadiene	2.4	10
A	Hexachloroethane	0.75	10
A	Indeno(1,2,3-cd)pyrene	1.5	10
A	Isophorone	0.26	10
A	N-Nitroso-di-n-propylamine	0.31	10
A	N-Nitrosodiphenylamine	0.62	10
A	Naphthalene	0.65	10
A	Nitrobenzene	0.67	10
A	Pentachlorophenol	2	20
A	Phenanthrene	0.35	10
A	Phenol	0.22	10
A	Pyrene	1.8	10
I	1,4-Dichlorobenzene-d4	0.1	10
I	Acenaphthene-d10	0.1	10
I	Chrysene-d12	0.1	10
I	Naphthalene-d8	0.1	10
I	Perylene-d12	0.1	10
I	Phenanthrene-d10	0.1	10
S	2,4,6-Tribromophenol	0	10
S	2-Fluorobiphenyl	0	10
S	2-Fluorophenol	0	10
S	Nitrobenzene-d5	0	10
S	Phenol-d5	0	10
S	Terphenyl-d14	0	10
X	1,1´-Biphenyl	1.7	10
X	1,2,3,4-Tetrachlorobenzene	0.77	10
X	1,2,3,5-Tetrachlorobenzene	0.64	10
X	1,2,3-Trimethylbenzene	0.46	10
X	1,2,4,5-Tetrachlorobenzene	0.66	10
X	1,2,4-Trimethylbenzene	0.44	10
X	1,2-Dichlorobenzene-d4	0.83	10
X	1,2-Diphenylhydrazine	10	10
X	1,3,5-Trichlorobenzene	0.01	10
X	1,3-Dinitrobenzene	0.01	10

X	1,4-Dioxane	1.5	10
X	1,4-Dioxane-d8	0.82	10
X	1,4-Naphthoquinoline,1-oxide	10	10
X	1,4-Naphthoquinone	10	10
X	1-Chloro-2-nitro-4-(trifluoromethyl)benzene	0.46	10
X	1-Chloronaphthalene	10	10
X	1-Methylnaphthalene	2.1	10
X	1-Methylphenanthrene	0.00999	0.00999
X	1-Naphthylamine	10	10
X	2,3,4,6-Tetrachlorophenol	0.7	25
X	2,3,4-Trichlorophenol	0.79	10
X	2,3,5-Trichlorophenol	0.64	10
X	2,3,5-Trimethylnaphthalene	0.00999	0.00999
X	2,3,6-Trichlorophenol	0.6	10
X	2,3-Dichlorophenol	0.42	10
X	2,4,5-Trichlorotoluene	0.65	10
X	2,4-Dichlorobenzotrifluoride	0.7	10
X	2,4-Dichlorophenol-d3	1	10
X	2,5-Dichlorobenzotrifluoride	0.47	10
X	2,5-Dichlorophenol	0.65	10
X	2,6-Dichlorophenol	0.5	10
X	2,6-Dimethylnaphthalene	0.00999	0.00999
X	2-Acetylaminofluorene	0.01	10
X	2-Butoxyethanol	0.01	10
X	2-Chloroaniline	10	10
X	2-Chlorophenol-d4	1.2	10
X	2-Ethyl-1-hexanol	1	10
X	2-Naphthylamine	10	10
X	2-Nitrophenol-d4	1	10
X	2-Picoline	0.01	10
X	3,3´-Dimethylbenzidine	0.01	10
X	3,4-Dichlorophenol	0.98	10
X	3,5-Dichlorophenol	0.51	10
X	3-Chlorophenol	0.54	10
X	3-Methylcholanthrene	0.01	10
X	3/4-Chlorophenol	0.55	20
X	4,6-Dinitro-2-methylphenol-d2	1	10
X	4-Aminobiphenyl	10	10
X	4-Chloroaniline-d4	1	10
X	4-Chlorophenol	0.55	10
X	4-Methylphenol-d8	1	10
X	4-Nitrophenol-d4	1	10
X	4-Nitroquinoline-1-oxide	0.01	10
X	4-tert-Octylphenol	0.63	10

X	5-Nitro-o-toluidine	0.01	10
X	7,12-Dimethylbenz(a)anthracene	0.01	10
X	a,a-Dimethylphenethylamine	10	10
X	Acenaphthylene-d8	1	10
X	Acetophenone	0.35	10
X	alpha-Terpineol	1	10
X	Aniline	0.86	10
X	Anthracene-d10	1	10
X	Aramite	0.01	10
X	Aramite-1	0.01	10
X	Aramite-2	0.01	10
X	Atrazine	2	10
X	Azobenzene	2.2	10
X	Benzaldehyde	4.1	10
X	Benzidine	2.1	10
X	Benzo(a)pyrene-d12	1	10
X	Benzo(e)pyrene	0.00999	0.00999
X	Benzo(e)pyrene-d12	0.00999	0.00999
X	Benzoic acid	4.3	20
X	Benzyl alcohol	0.63	10
X	bis(2-Chloroethyl)ether-d8	1	10
X	Bis(2-chloroisopropyl)ether	0.01	10
X	Caprolactam	0.71	10
X	Chlorobenzilate	0.01	10
X	Diallate	0.01	10
X	Dibenz(a,j)acridine	0.01	10
X	Dibenzothiophene	0.00999	0.00999
X	Diethylenetriamine	1	10
X	Dimethoate	0.01	10
X	Dimethylphthalate-d6	1	10
X	Diphenylamine	10	10
X	Disulfoton	0.01	10
X	Ethyl methane sulfonate	0.01	10
X	Ethyl parathion	0.01	10
X	Famphur	10	10
X	Fluorene-d10	1	10
X	Hexachlorophene	10	10
X	Hexachloropropene	0.01	10
X	Isodrin	0.01	10
X	Isosafrole	0.01	10
X	Kepone	0.01	10
X	m-Toluic Acid	0.02	20
X	Methapyrilene	0.01	10
X	Methyl methane sulfonate	0.01	10

X	Methyl Parathion	0.01	10
X	Missouri - Diesel Range Organics	50	50
X	Missouri - Oil Range Organics	0.00999	0.00999
X	N,N-Dimethylformamide	2.6	10
X	N-Nitroso-di-n-butylamine	0.01	10
X	N-Nitrosodiethylamine	0.01	10
X	N-Nitrosodimethylamine	0.56	10
X	N-Nitrosomethylethylamine	0.01	10
X	N-Nitrosomorpholine	10	10
X	N-Nitrosopiperidine	0.01	10
X	N-Nitrosopyrrolidine	0.01	10
X	O,O,O-Triethylphosphorothioate	10	10
X	o-Toluic Acid	0.02	20
X	o-Toluidine	0.01	10
X	Octachlorocyclopentene	0.62	10
X	p-(Dimethylamino)azobenzene	0.01	10
X	p-Phenylenediamine	10	10
X	p-Toluic Acid	0.02	20
X	Pentachlorobenzene	0.89	10
X	Pentachloronitrobenzene	1.2	10
X	Perylene	0.00999	0.00999
X	Phenacetin	10	10
X	Phenol-d6	0.00999	0.00999
X	Phorate	10	10
X	Phthalic anhydride	1.2	10
X	Pronamide	0.01	10
X	Pyrene-d10	1	10
X	Pyridine	0.57	20
X	Safrole	0.01	10
X	Sym-Trinitrobenzene	0.01	10
X	Tetraethyllead	0.1	10
X	Tetramethyllead	0.1	10
X	Thionazin	0.01	10
X	Total SVOC	10	10

AT = Analyte Type

A = routine method analyte

S = surrogate

I = internal standard

M = multi-peak analyte

X = non-routine method analyte; can be included upon request

Method 8270 Soil

AT	&Analyte	MDL	PQL	ug/Kg
A	1,2,4-Trichlorobenzene	76	330	
A	1,2-Dichlorobenzene	17	330	
A	1,3-Dichlorobenzene	21	330	
A	1,4-Dichlorobenzene	18	330	
A	2,2´-oxybis(1-Chloropropane)	17	330	
A	2,4,5-Trichlorophenol	53	670	
A	2,4,6-Trichlorophenol	26	330	
A	2,4-Dichlorophenol	17	330	
A	2,4-Dimethylphenol	53	330	
A	2,4-Dinitrophenol	100	670	
A	2,4-Dinitrotoluene	6	330	
A	2,6-Dinitrotoluene	8.8	330	
A	2-Chloronaphthalene	52	330	
A	2-Chlorophenol	17	330	
A	2-Methylnaphthalene	20	330	
A	2-Methylphenol	23	330	
A	2-Nitroaniline	5.5	670	
A	2-Nitrophenol	22	330	
A	3,3´-Dichlorobenzidine	52	330	
A	3-Nitroaniline	22	670	
A	4,6-Dinitro-2-methylphenol	30	670	
A	4-Bromophenyl-phenylether	67	330	
A	4-Chloro-3-methylphenol	20	330	
A	4-Chloroaniline	17	330	
A	4-Chlorophenyl-phenylether	15	330	
A	4-Methylphenol	22	330	
A	4-Nitroaniline	25	670	
A	4-Nitrophenol	18	670	
A	Acenaphthene	8.4	330	
A	Acenaphthylene	10	330	
A	Anthracene	19	330	
A	Benzo(a)anthracene	17	330	
A	Benzo(a)pyrene	25	330	
A	Benzo(b)fluoranthene	46	330	
A	Benzo(g,h,i)perylene	17	330	
A	Benzo(k)fluoranthene	19	330	
A	Bis(2-chloroethoxy)methane	21	330	
A	Bis(2-chloroethyl)ether	74	330	
A	Bis(2-ethylhexyl)phthalate	8.6	330	
A	Butylbenzylphthalate	6.3	330	
A	Carbazole	10	330	
A	Chrysene	25	330	

A	Di-n-butylphthalate	5.8	330
A	Di-n-octylphthalate	44	330
A	Dibenzo(a,h)anthracene	5.8	330
A	Dibenzofuran	5.8	330
A	Diethylphthalate	8	330
A	Dimethylphthalate	6.5	330
A	Fluoranthene	18	330
A	Fluorene	7.8	330
A	Hexachlorobenzene	7.9	330
A	Hexachlorobutadiene	32	330
A	Hexachlorocyclopentadiene	32	330
A	Hexachloroethane	96	330
A	Indeno(1,2,3-cd)pyrene	8.9	330
A	Isophorone	51	330
A	N-Nitroso-di-n-propylamine	68	330
A	N-Nitrosodiphenylamine	47	330
A	Naphthalene	23	330
A	Nitrobenzene	18	330
A	Pentachlorophenol	82	670
A	Phenanthrene	6.9	330
A	Phenol	29	330
A	Pyrene	7.4	330
I	1,4-Dichlorobenzene-d4	0.33	330
I	Acenaphthene-d10	0.33	330
I	Chrysene-d12	0.33	330
I	Naphthalene-d8	0.33	330
I	Perylene-d12	0.33	330
I	Phenanthrene-d10	0.33	330
S	2,4,6-Tribromophenol	0	330
S	2-Fluorobiphenyl	0	330
S	2-Fluorophenol	0	330
S	Nitrobenzene-d5	0	330
S	Phenol-d5	0	330
S	Terphenyl-d14	0	330
X	1,1´-Biphenyl	17	330
X	1,2,3,4-Tetrachlorobenzene	0.33	330
X	1,2,3,5-Tetrachlorobenzene	0.00999	0.00999
X	1,2,3-Trimethylbenzene	3.8	330
X	1,2,4,5-Tetrachlorobenzene	69	330
X	1,2,4-Trimethylbenzene	5.5	330
X	1,2-Dichlorobenzene-d4	49	330
X	1,2-Diphenylhydrazine	330	330
X	1,3,5-Trichlorobenzene	0.33	330
X	1,3-Dinitrobenzene	0.33	330

X	1,4-Dioxane	69	330
X	1,4-Dioxane-d8	36	330
X	1,4-Naphthoquinoline,1-oxide	330	330
X	1,4-Naphthoquinone	330	330
X	1-Chloro-2-nitro-4-(trifluoromethyl)benzene	9.9	330
X	1-Chloronaphthalene	3.3	330
X	1-Methylnaphthalene	9.3	330
X	1-Methylphenanthrene	0.00999	0.00999
X	1-Naphthylamine	330	330
X	2,3,4,6-Tetrachlorophenol	18	330
X	2,3,4-Trichlorophenol	0.00999	0.00999
X	2,3,5-Trichlorophenol	0.00999	0.00999
X	2,3,5-Trimethylnaphthalene	0.00999	0.00999
X	2,3,6-Trichlorophenol	0.00999	0.00999
X	2,3-Dichlorophenol	0.00999	0.00999
X	2,4,5-Trichlorotoluene	0.00999	0.00999
X	2,4-Dichlorobenzotrifluoride	0.00999	0.00999
X	2,4-Dichlorophenol-d3	33	330
X	2,5-Dichlorobenzotrifluoride	0.00999	0.00999
X	2,5-Dichlorophenol	0.00999	0.00999
X	2,6-Dichlorophenol	330	330
X	2,6-Dimethylnaphthalene	0.00999	0.00999
X	2-Acetylaminofluorene	0.33	330
X	2-Butoxyethanol	0.33	330
X	2-Chloroaniline	10	10
X	2-Chlorophenol-d4	74	330
X	2-Ethyl-1-hexanol	33	330
X	2-Naphthylamine	330	330
X	2-Nitrophenol-d4	33	330
X	2-Picoline	0.33	330
X	3,3´-Dimethylbenzidine	0.33	330
X	3,4-Dichlorophenol	0.00999	0.00999
X	3,5-Dichlorophenol	0.00999	0.00999
X	3-Chlorophenol	0.00999	0.00999
X	3-Methylcholanthrene	0.33	330
X	3/4-Chlorophenol	0.00999	0.00999
X	4,6-Dinitro-2-methylphenol-d2	33	330
X	4-Aminobiphenyl	330	330
X	4-Chloroaniline-d4	33	330
X	4-Chlorophenol	0.00999	0.00999
X	4-Methylphenol-d8	33	330
X	4-Nitrophenol-d4	33	330
X	4-Nitroquinoline-1-oxide	0.33	330
X	4-tert-Octylphenol	4.1	330

X	5-Nitro-o-toluidine	0.33	330
X	7,12-Dimethylbenz(a)anthracene	0.33	330
X	a,a-Dimethylphenethylamine	330	330
X	Acenaphthylene-d8	33	330
X	Acetophenone	20	330
X	alpha-Terpineol	33	330
X	Aniline	58	330
X	Anthracene-d10	33	330
X	Aramite	0.33	330
X	Aramite-1	0.33	330
X	Aramite-2	0.33	330
X	Atrazine	24	330
X	Azobenzene	50	330
X	Benzaldehyde	49	330
X	Benzidine	61	330
X	Benzo(a)pyrene-d12	33	330
X	Benzo(e)pyrene	0.00999	0.00999
X	Benzo(e)pyrene-d12	0.00999	0.00999
X	Benzoic acid	170	670
X	Benzyl alcohol	36	330
X	bis(2-Chloroethyl)ether-d8	33	330
X	Bis(2-chloroisopropyl)ether	0.33	330
X	Caprolactam	25	330
X	Chlorobenzilate	0.33	330
X	Diallate	0.33	330
X	Dibenz(a,j)acridine	0.33	330
X	Dibenzothiophene	0.00999	0.00999
X	Diethylenetriamine	1	330
X	Dimethoate	0.33	330
X	Dimethylphthalate-d6	33	330
X	Diphenylamine	330	330
X	Disulfoton	0.33	330
X	Ethyl methane sulfonate	0.33	330
X	Ethyl parathion	0.33	330
X	Famphur	330	330
X	Fluorene-d10	33	330
X	Hexachlorophene	330	330
X	Hexachloropropene	0.33	330
X	Isodrin	0.33	330
X	Isosafrole	0.33	330
X	Kepone	0.33	330
X	m-Toluic Acid	0.33	330
X	Methapyrilene	0.33	330
X	Methyl methane sulfonate	0.33	330

X	Methyl Parathion	0.33	330
X	Missouri - Diesel Range Organics	1699.99	1700
X	Missouri - Oil Range Organics	0.00999	0.00999
X	N,N-Dimethylformamide	7.4	330
X	N-Nitroso-di-n-butylamine	0.33	330
X	N-Nitrosodiethylamine	0.33	330
X	N-Nitrosodimethylamine	36	330
X	N-Nitrosomethylethylamine	0.33	330
X	N-Nitrosomorpholine	330	330
X	N-Nitrosopiperidine	0.33	330
X	N-Nitrosopyrrolidine	0.33	330
X	O,O,O-Triethylphosphorothioate	330	330
X	o-Toluic Acid	0.33	330
X	o-Toluidine	0.33	330
X	Octachlorocyclopentene	0.00999	0.00999
X	p-(Dimethylamino)azobenzene	0.33	330
X	p-Phenylenediamine	330	330
X	p-Toluic Acid	0.33	330
X	Pentachlorobenzene	0.33	330
X	Pentachloronitrobenzene	84	330
X	Perylene	0.00999	0.00999
X	Phenacetin	330	330
X	Phenol-d6	330	330
X	Phorate	330	330
X	Phthalic anhydride	5.4	330
X	Pronamide	0.33	330
X	Pyrene-d10	33	330
X	Pyridine	31	670
X	Safrole	0.33	330
X	Sym-Trinitrobenzene	0.33	330
X	Tetraethyllead	1	330
X	Tetramethyllead	1	330
X	Thionazin	0.33	330

AT = Analyte Type

A = routine method analyte

S = surrogate

I = internal standard

M = multi-peak analyte

X = non-routine method analyte; can be included upon request

Method 8081 Aqueous

AT	&Analyte	MDL	PQL	ug/L
A	4,4´-DDD	0.0091	0.1	
A	4,4´-DDE	0.0086	0.1	
A	4,4´-DDT	0.0093	0.1	
A	Aldrin	0.0059	0.05	
A	alpha-BHC	0.0038	0.05	
A	alpha-Chlordane	0.005	0.05	
A	beta-BHC	0.0047	0.05	
A	delta-BHC	0.0035	0.05	
A	Dieldrin	0.009	0.1	
A	Endosulfan I	0.0013	0.05	
A	Endosulfan II	0.0031	0.1	
A	Endosulfan sulfate	0.0088	0.1	
A	Endrin	0.0087	0.1	
A	Endrin aldehyde	0.01	0.1	
A	Endrin ketone	0.0079	0.1	
A	gamma-BHC (Lindane)	0.0041	0.05	
A	gamma-Chlordane	0.0043	0.05	
A	Heptachlor	0.0039	0.05	
A	Heptachlor epoxide	0.0043	0.05	
A	Methoxychlor	0.078	0.5	
A	Toxaphene	0.14	5	
S	Decachlorobiphenyl	0	0.1	
S	Tetrachloro-m-xylene	0	0.05	
X	2,4,5-Trichlorophenol	0.0005	0.05	
X	2,4´-DDD	0.1	0.1	
X	2,4´-DDE	0.1	0.1	
X	2,4´-DDT	0.1	0.1	
X	Alachlor	0.005	0.5	
X	Chlordane (technical)	0.13	1	
X	cis-Nonachlor	0.005	0.05	
X	Hexachlorobenzene	0.005	0.05	
X	Mirex	0.01	0.05	
X	Oxychlordane	0.005	0.05	
X	trans-Nonachlor	0.005	0.05	
X	Trifluralin	0.01	0.1	

AT = Analyte Type

A = routine method analyte

S = surrogate

I = internal standard

M = multi-peak analyte

X = non-routine method analyte; can be included upon request

Method 8081 Soil

AT	&Analyte	MDL	PQL	ug/Kg
A	4,4´-DDD	0.28	3.3	
A	4,4´-DDE	0.24	3.3	
A	4,4´-DDT	0.25	3.3	
A	Aldrin	0.15	1.7	
A	alpha-BHC	0.11	1.7	
A	alpha-Chlordane	0.12	1.7	
A	beta-BHC	0.13	1.7	
A	delta-BHC	0.085	1.7	
A	Dieldrin	0.24	3.3	
A	Endosulfan I	0.035	1.7	
A	Endosulfan II	0.089	3.3	
A	Endosulfan sulfate	0.23	3.3	
A	Endrin	0.25	3.3	
A	Endrin aldehyde	0.27	3.3	
A	Endrin ketone	0.23	3.3	
A	gamma-BHC (Lindane)	0.11	1.7	
A	gamma-Chlordane	0.12	1.7	
A	Heptachlor	0.11	1.7	
A	Heptachlor epoxide	0.11	1.7	
A	Methoxychlor	2.2	17	
A	Toxaphene	5.5	170	
S	Decachlorobiphenyl	0	3.3	
S	Tetrachloro-m-xylene	0	1.7	
X	2,4,5-Trichlorophenol	3.3	33	
X	2,4´-DDD	3.3	3.3	
X	2,4´-DDE	3.3	3.3	
X	2,4´-DDT	3.3	3.3	
X	Alachlor	0.17	17	
X	Chlordane (technical)	3.3	33	
X	cis-Nonachlor	0.17	1.7	
X	Hexachlorobenzene	0.17	1.7	
X	Mirex	0.17	1.7	
X	Oxychlordane	0.17	1.7	
X	trans-Nonachlor	0.17	1.7	
X	Trifluralin	0.17	1.7	

AT = Analyte Type

A = routine method analyte

S = surrogate

I = internal standard

M = multi-peak analyte

X = non-routine method analyte; can be included upon request

Method 8082 Aqueous

AT	&Analyte	MDL	PQL	ug/L
A	Aroclor-1016	0.099	1	
A	Aroclor-1221	0.26	1	
A	Aroclor-1232	0.067	1	
A	Aroclor-1242	0.13	1	
A	Aroclor-1248	0.13	1	
A	Aroclor-1254	0.11	1	
A	Aroclor-1260	0.1	1	
S	Decachlorobiphenyl	0	0.1	
S	Tetrachloro-m-xylene	0	0.05	
X	Aroclor-1262	0.032	1	
X	Aroclor-1268	0.051	1	

AT = Analyte Type

A = routine method analyte

S = surrogate

I = internal standard

M = multi-peak analyte

X = non-routine method analyte; can be included upon request

Method 8082 Soil

AT	&Analyte	MDL	PQL	ug/Kg
A	Aroclor-1016	2.5	33	
A	Aroclor-1221	12	33	
A	Aroclor-1232	1.9	33	
A	Aroclor-1242	1.7	33	
A	Aroclor-1248	3.8	33	
A	Aroclor-1254	1.9	33	
A	Aroclor-1260	2.1	33	
S	Decachlorobiphenyl	0	3.3	
S	Tetrachloro-m-xylene	0	1.7	
X	Aroclor-1262	2.3	33	
X	Aroclor-1268	4.7	33	

AT = Analyte Type

A = routine method analyte

S = surrogate

I = internal standard

M = multi-peak analyte

X = non-routine method analyte; can be included upon request

Vali-Data of WNY, LLC
1514 Davis Rd.
West Falls, NY 14170

May 5, 2010
Mr. Evan Dumrese
LaBella Associates, PC
300 State St.
Suite 201
Rochester, NY 14614

Dear Mr. Dumrese,

I would like to thank you for using Vali-Data of WNY, LLC for your data validation needs.

Enclosed is the DUSR for SDG# C1002005, C1002006 and the corresponding invoice. If you have any questions, please feel free to contact me at (716) 655-6530. I look forward to working together in the future.

Sincerely,

Jodi Zimmerman
Vali-Data of WNY, LLC

Received By
LaBella Associates, P.C.

MAY 06 2010

Client: _____
Proj.#: _____

Data Usability Summary Report

LaBella Project 208492
690 St Paul St

Client
Genesee Valley Real Estate

Laboratory Data Set
Centek Laboratories, LLC # C1002005, C1002006
April 22, 2010

Sample Date
January 27, 2010

Prepared by

Jodi Zimmerman, B.S.
Vali-Data of WNY, LLC
1514 Davis Rd.
West Falls, NY 14170

Received By
LaBella Associates, P.C.

MAY 06 2010

Client:_____
Proj.#:_____

DELIVERABLES

This Data Usability Summary Report (DUSR) was prepared by evaluating the analytical data package for LaBella Associates, PC, #208492, Centek Laboratories, LLC ID C1002005 and C1002006, submitted to Vali-Data of WNY, LLC on April 17, 2010. The laboratory performed the analysis using Compendium of Methods for the Determination of Toxic Organic Compounds, Compendium Method TO-15, and January 1999.

ORGANICS

The following items/criteria were reviewed for this report:

- Data Completeness
- Narrative and Data Reporting Forms
- Chain-of-Custody and Traffic Reports
- Holding Times
- Internal Standard (IS) Area Performance
- Surrogate Spike Recoveries
- Method Blank
- Laboratory Control Samples
- MS/MSD
- Compound Quantitation
- Initial Calibration
- Continuing Calibration
- GC/MS Tuning
- Canister Certification Blanks

The items listed above were technically in compliance with the method and SOP criteria with the exceptions discussed in the text below. The data have been reviewed according to the procedures outlined above and qualified accordingly.

OVERALL EVALUATION OF DATA AND POTENTIAL USABILITY ISSUES

The data are acceptable for use but are qualified as estimated in Internal Standard, Surrogate Spike Recoveries, MS/SD and Canister Certification Blanks, below. Updated pages are included per Data Completeness, Chain of Custody and Traffic Reports, Narrative and Data Reporting Forms and Canister Certification Blanks, below.

DATA COMPLETENESS

All criteria were met except no sample was collected for sample ID# Roof.2010.01.27. An updated page with the final vacuum reading is attached.

NARRATIVE AND DATA REPORTING FORMS

All criteria were met except on several forms, tag numbers were recorded incorrectly. Updated pages are attached.

The dilution of sample 690-SV-3 AMB-0 was recorded incorrectly in the QA-QC Check Report. An updated page is attached.

CHAIN OF CUSTODY AND TRAFFIC REPORTS

All criteria were met except no regulators were recorded for the samples in SDG# C1002006.

No date/time was recorded upon reception. An updated page is attached.

HOLDING TIMES

All holding times for the samples were met.

INTERNAL STANDARD (IS)

All criteria were met except the response of 1,4-Difluorobenzene was outside QC limits, high, in 690-SV-5-0. The response of Chlorobenzene-d5 was outside QC limits, high, in samples; 690-SV-1-0 (df= 1, 10), 690-SV-8-0 (df= 1, 10, 20), 690-SV-7-AMB-0 (df= 1, 10), 690-SV-5-0 (df=1, 10, 40, 160), 690-SV-7-0 (df=1, 10), 690-SV-6-0 (df=1, 10, 40), 690-SV-8-AMB-0 (df=1), 690-SV-4-0 (df=1), 690-SV-3-0 (df=1) and 690-SV-2-0 (df=1, 10). All detected target analytes associated with these internal standards should be qualified as estimated.

SURROGATE SPIKE RECOVERIES

All criteria were met except the %Rec fell outside QC limits, high, in samples; 690-SV-8-AMB-0 (df= 1, 10), 690-SV-7-AMB-0 (df= 1, 10, 40), 690-SV-5-AMB-0 (df=1), 690-SV-6-AMB-0 (df=1), 690-SV-2-0 (df=1), 690-SV-5-0 (df=1), 690-SV-8-0 (df=1) and 690-SV-1-0 (df=1). Associated target analytes would be biased high.

The %Rec fell outside QC limits, low, in samples; 690-SV-5-0 (df=40, 160) and 690-SV-6-0 (df= 40, 80). Associated target analytes would be considered biased low and should be qualified as estimated.

METHOD BLANK

All the criteria were met for the method blanks.

FIELD AND TRIP BLANKS

All criteria were met.

Centek Laboratories

Analytical Report

Date: *28-Apr-10*

CLIENT:	LaBella Associates, Pc	**Client Sample ID:**	690-SV-4-0
Lab Order:	C1002005	**Tag Number:**	100,78
Project:	St. Paul Street	**Collection Date:**	1/27/2010
Lab ID:	C1002005-001A	**Matrix:**	AIR

Analyses	Result	**Limit	Qual	Units	DF	Date Analyzed
1UG/M3 BY METHOD TO15		**TO-15**				Analyst: LL
1,1,1-Trichloroethane	1.4	0.83		ug/m3	1	2/2/2010 4:57:00 AM
1,1,2,2-Tetrachloroethane	< 1.0	1.0		ug/m3	1	2/2/2010 4:57:00 AM
1,1,2-Trichloroethane	< 0.83	0.83		ug/m3	1	2/2/2010 4:57:00 AM
1,1-Dichloroethane	< 0.62	0.62		ug/m3	1	2/2/2010 4:57:00 AM
1,1-Dichloroethene	< 0.60	0.60		ug/m3	1	2/2/2010 4:57:00 AM
1,2,4-Trichlorobenzene	< 1.1	1.1		ug/m3	1	2/2/2010 4:57:00 AM
1,2,4-Trimethylbenzene	0.75 J	0.75		ug/m3	1	2/2/2010 4:57:00 AM
1,2-Dibromoethane	< 1.2	1.2		ug/m3	1	2/2/2010 4:57:00 AM
1,2-Dichlorobenzene	< 0.92	0.92		ug/m3	1	2/2/2010 4:57:00 AM
1,2-Dichloroethane	< 0.62	0.62		ug/m3	1	2/2/2010 4:57:00 AM
1,2-Dichloropropane	< 0.70	0.70		ug/m3	1	2/2/2010 4:57:00 AM
1,3,5-Trimethylbenzene	< 0.75	0.75		ug/m3	1	2/2/2010 4:57:00 AM
1,3-butadiene	< 0.34	0.34		ug/m3	1	2/2/2010 4:57:00 AM
1,3-Dichlorobenzene	< 0.92	0.92		ug/m3	1	2/2/2010 4:57:00 AM
1,4-Dichlorobenzene	< 0.92	0.92		ug/m3	1	2/2/2010 4:57:00 AM
1,4-Dioxane	< 1.1	1.1		ug/m3	1	2/2/2010 4:57:00 AM
2,2,4-trimethylpentane	1.3	0.71		ug/m3	1	2/2/2010 4:57:00 AM
4-ethyltoluene	< 0.75	0.75		ug/m3	1	2/2/2010 4:57:00 AM
Acetone	49	7.2		ug/m3	10	2/2/2010 8:23:00 AM
Allyl chloride	< 0.48	0.48		ug/m3	1	2/2/2010 4:57:00 AM
Benzene	1.8	0.49		ug/m3	1	2/2/2010 4:57:00 AM
Benzyl chloride	< 0.88	0.88		ug/m3	1	2/2/2010 4:57:00 AM
Bromodichloromethane	< 1.0	1.0		ug/m3	1	2/2/2010 4:57:00 AM
Bromoform	< 1.6	1.6		ug/m3	1	2/2/2010 4:57:00 AM
Bromomethane	< 0.59	0.59		ug/m3	1	2/2/2010 4:57:00 AM
Carbon disulfide	4.1	0.47		ug/m3	1	2/2/2010 4:57:00 AM
Carbon tetrachloride	0.26	0.96	J	ug/m3	1	2/2/2010 4:57:00 AM
Chlorobenzene	< 0.70	0.70		ug/m3	1	2/2/2010 4:57:00 AM
Chloroethane	< 0.40	0.40		ug/m3	1	2/2/2010 4:57:00 AM
Chloroform	1.6	0.74		ug/m3	1	2/2/2010 4:57:00 AM
Chloromethane	1.1	0.31		ug/m3	1	2/2/2010 4:57:00 AM
cis-1,2-Dichloroethene	1.1	0.60		ug/m3	1	2/2/2010 4:57:00 AM
cis-1,3-Dichloropropene	< 0.69	0.69		ug/m3	1	2/2/2010 4:57:00 AM
Cyclohexane	36	5.2		ug/m3	10	2/2/2010 8:23:00 AM
Dibromochloromethane	< 1.3	1.3		ug/m3	1	2/2/2010 4:57:00 AM
Ethyl acetate	1.9	0.92		ug/m3	1	2/2/2010 4:57:00 AM
Ethylbenzene	2.1 J	0.66		ug/m3	1	2/2/2010 4:57:00 AM
Freon 11	0.91	0.86		ug/m3	1	2/2/2010 4:57:00 AM

Qualifiers:

**	Reporting Limit	.	Results reported are not blank corrected
B	Analyte detected in the associated Method Blank	E	Value above quantitation range
H	Holding times for preparation or analysis exceeded	J	Analyte detected at or below quantitation limits
JN	Non-routine analyte. Quantitation estimated.	ND	Not Detected at the Reporting Limit
S	Spike Recovery outside accepted recovery limits		

Centek Laboratories

Analytical Report

Date: *28-Apr-10*

CLIENT:	LaBella Associates, Pc	**Client Sample ID:**	690-SV-4-0
Lab Order:	C1002005	**Tag Number:**	100,78
Project:	St. Paul Street	**Collection Date:**	1/27/2010
Lab ID:	C1002005-001A	**Matrix:**	AIR

Analyses	Result	**Limit	Qual	Units	DF	Date Analyzed
1UG/M3 BY METHOD TO15		**TO-15**				Analyst: LL
Freon 113	< 1.2	1.2		ug/m3	1	2/2/2010 4:57:00 AM
Freon 114	< 1.1	1.1		ug/m3	1	2/2/2010 4:57:00 AM
Freon 12	1.8	0.75		ug/m3	1	2/2/2010 4:57:00 AM
Heptane	60	6.2		ug/m3	10	2/2/2010 8:23:00 AM
Hexachloro-1,3-butadiene	< 1.6	1.6		ug/m3	1	2/2/2010 4:57:00 AM
Hexane	64	5.4		ug/m3	10	2/2/2010 8:23:00 AM
Isopropyl alcohol	4.9	0.37		ug/m3	1	2/2/2010 4:57:00 AM
m&p-Xylene	3.5 J	1.3		ug/m3	1	2/2/2010 4:57:00 AM
Methyl Butyl Ketone	< 1.2	1.2		ug/m3	1	2/2/2010 4:57:00 AM
Methyl Ethyl Ketone	2.9	0.90		ug/m3	1	2/2/2010 4:57:00 AM
Methyl Isobutyl Ketone	< 1.2	1.2		ug/m3	1	2/2/2010 4:57:00 AM
Methyl tert-butyl ether	< 0.55	0.55		ug/m3	1	2/2/2010 4:57:00 AM
Methylene chloride	6.8	0.53		ug/m3	1	2/2/2010 4:57:00 AM
o-Xylene	1.3 J	0.66		ug/m3	1	2/2/2010 4:57:00 AM
Propylene	< 0.26	0.26		ug/m3	1	2/2/2010 4:57:00 AM
Styrene	1.1 J	0.65		ug/m3	1	2/2/2010 4:57:00 AM
Tetrachloroethylene	0.83 J	1.0	J	ug/m3	1	2/2/2010 4:57:00 AM
Tetrahydrofuran	< 0.45	0.45		ug/m3	1	2/2/2010 4:57:00 AM
Toluene	5.4 J	0.57		ug/m3	1	2/2/2010 4:57:00 AM
trans-1,2-Dichloroethene	< 0.60	0.60		ug/m3	1	2/2/2010 4:57:00 AM
trans-1,3-Dichloropropene	< 0.69	0.69		ug/m3	1	2/2/2010 4:57:00 AM
Trichloroethene	3.3	0.82		ug/m3	1	2/2/2010 4:57:00 AM
Vinyl acetate	< 0.54	0.54		ug/m3	1	2/2/2010 4:57:00 AM
Vinyl Bromide	< 0.67	0.67		ug/m3	1	2/2/2010 4:57:00 AM
Vinyl chloride	< 0.39	0.39		ug/m3	1	2/2/2010 4:57:00 AM

Qualifiers:

**	Reporting Limit
B	Analyte detected in the associated Method Blank
H	Holding times for preparation or analysis exceeded
JN	Non-routine analyte. Quantitation estimated.
S	Spike Recovery outside accepted recovery limits
.	Results reported are not blank corrected
E	Value above quantitation range
J	Analyte detected at or below quantitation limits
ND	Not Detected at the Reporting Limit

Centek Laboratories, LLC

Date: *31-Mar-10*

CLIENT:	LaBella Associates, Pc	**Client Sample ID:**	690-SV-4 AMB-0
Lab Order:	C1002005	**Tag Number:**	99,450
Project:	St. Paul Street	**Collection Date:**	1/27/2010
Lab ID:	C1002005-002A	**Matrix:**	AIR

Analyses	Result	**Limit	Qual	Units	DF	Date Analyzed
1UG/M3 W/ 0.25UG/M3 CT-TCE-VC		**TO-15**				Analyst: **LL**
1,1,1-Trichloroethane	< 0.83	0.83		ug/m3	1	2/1/2010 10:15:00 PM
1,1,2,2-Tetrachloroethane	< 1.0	1.0		ug/m3	1	2/1/2010 10:15:00 PM
1,1,2-Trichloroethane	< 0.83	0.83		ug/m3	1	2/1/2010 10:15:00 PM
1,1-Dichloroethane	< 0.62	0.62		ug/m3	1	2/1/2010 10:15:00 PM
1,1-Dichloroethene	< 0.60	0.60		ug/m3	1	2/1/2010 10:15:00 PM
1,2,4-Trichlorobenzene	< 1.1	1.1		ug/m3	1	2/1/2010 10:15:00 PM
1,2,4-Trimethylbenzene	0.55	0.75	J	ug/m3	1	2/1/2010 10:15:00 PM
1,2-Dibromoethane	< 1.2	1.2		ug/m3	1	2/1/2010 10:15:00 PM
1,2-Dichlorobenzene	< 0.92	0.92		ug/m3	1	2/1/2010 10:15:00 PM
1,2-Dichloroethane	< 0.62	0.62		ug/m3	1	2/1/2010 10:15:00 PM
1,2-Dichloropropane	< 0.70	0.70		ug/m3	1	2/1/2010 10:15:00 PM
1,3,5-Trimethylbenzene	< 0.75	0.75		ug/m3	1	2/1/2010 10:15:00 PM
1,3-butadiene	< 0.34	0.34		ug/m3	1	2/1/2010 10:15:00 PM
1,3-Dichlorobenzene	< 0.92	0.92		ug/m3	1	2/1/2010 10:15:00 PM
1,4-Dichlorobenzene	< 0.92	0.92		ug/m3	1	2/1/2010 10:15:00 PM
1,4-Dioxane	< 1.1	1.1		ug/m3	1	2/1/2010 10:15:00 PM
2,2,4-trimethylpentane	< 0.71	0.71		ug/m3	1	2/1/2010 10:15:00 PM
4-ethyltoluene	< 0.75	0.75		ug/m3	1	2/1/2010 10:15:00 PM
Acetone	4.1	0.72		ug/m3	1	2/1/2010 10:15:00 PM
Allyl chloride	< 0.48	0.48		ug/m3	1	2/1/2010 10:15:00 PM
Benzene	0.45	0.49	J	ug/m3	1	2/1/2010 10:15:00 PM
Benzyl chloride	< 0.88	0.88		ug/m3	1	2/1/2010 10:15:00 PM
Bromodichloromethane	< 1.0	1.0		ug/m3	1	2/1/2010 10:15:00 PM
Bromoform	< 1.6	1.6		ug/m3	1	2/1/2010 10:15:00 PM
Bromomethane	< 0.59	0.59		ug/m3	1	2/1/2010 10:15:00 PM
Carbon disulfide	< 0.47	0.47		ug/m3	1	2/1/2010 10:15:00 PM
Carbon tetrachloride	0.45	0.26		ug/m3	1	2/1/2010 10:15:00 PM
Chlorobenzene	< 0.70	0.70		ug/m3	1	2/1/2010 10:15:00 PM
Chloroethane	< 0.40	0.40		ug/m3	1	2/1/2010 10:15:00 PM
Chloroform	0.60	0.74	J	ug/m3	1	2/1/2010 10:15:00 PM
Chloromethane	0.63	0.31		ug/m3	1	2/1/2010 10:15:00 PM
cis-1,2-Dichloroethene	1.0	0.60		ug/m3	1	2/1/2010 10:15:00 PM
cis-1,3-Dichloropropene	< 0.69	0.69		ug/m3	1	2/1/2010 10:15:00 PM
Cyclohexane	< 0.52	0.52		ug/m3	1	2/1/2010 10:15:00 PM
Dibromochloromethane	< 1.3	1.3		ug/m3	1	2/1/2010 10:15:00 PM
Ethyl acetate	< 0.92	0.92		ug/m3	1	2/1/2010 10:15:00 PM
Ethylbenzene	< 0.66	0.66		ug/m3	1	2/1/2010 10:15:00 PM
Freon 11	1.0	0.86		ug/m3	1	2/1/2010 10:15:00 PM
Freon 113	< 1.2	1.2		ug/m3	1	2/1/2010 10:15:00 PM
Freon 114	< 1.1	1.1		ug/m3	1	2/1/2010 10:15:00 PM

Qualifiers:

- ** Reporting Limit
- B Analyte detected in the associated Method Blank
- H Holding times for preparation or analysis exceeded
- N Non-routine analyte. Quantitation estimated.
- S Spike Recovery outside accepted recovery limits
- . Results reported are not blank corrected
- E Value above quantitation range
- J Analyte detected at or below quantitation limits
- ND Not Detected at the Reporting Limit

1/29/2010

All target analytes should be detected

Centek Laboratories, LLC

Date: *31-Mar-10*

CLIENT:	LaBella Associates, Pc	**Client Sample ID:**	690-SV-4 AMB-0
Lab Order:	C1002005	**Tag Number:**	99,450
Project:	St. Paul Street	**Collection Date:**	1/27/2010
Lab ID:	C1002005-002A	**Matrix:**	AIR

Analyses	Result	**Limit	Qual	Units	DF	Date Analyzed
1UG/M3 W/ 0.25UG/M3 CT-TCE-VC		**TO-15**				Analyst: **LL**
Freon 12	2.0	0.75		ug/m3	1	2/1/2010 10:15:00 PM
Heptane	< 0.62	0.62		ug/m3	1	2/1/2010 10:15:00 PM
Hexachloro-1,3-butadiene	< 1.6	1.6		ug/m3	1	2/1/2010 10:15:00 PM
Hexane	0.64	0.54		ug/m3	1	2/1/2010 10:15:00 PM
Isopropyl alcohol	3.1	0.37		ug/m3	1	2/1/2010 10:15:00 PM
m&p-Xylene	< 1.3	1.3		ug/m3	1	2/1/2010 10:15:00 PM
Methyl Butyl Ketone	< 1.2	1.2		ug/m3	1	2/1/2010 10:15:00 PM
Methyl Ethyl Ketone	< 0.90	0.90		ug/m3	1	2/1/2010 10:15:00 PM
Methyl Isobutyl Ketone	< 1.2	1.2		ug/m3	1	2/1/2010 10:15:00 PM
Methyl tert-butyl ether	< 0.55	0.55		ug/m3	1	2/1/2010 10:15:00 PM
Methylene chloride	0.67	0.53		ug/m3	1	2/1/2010 10:15:00 PM
o-Xylene	< 0.66	0.66		ug/m3	1	2/1/2010 10:15:00 PM
Propylene	< 0.26	0.26		ug/m3	1	2/1/2010 10:15:00 PM
Styrene	< 0.65	0.65		ug/m3	1	2/1/2010 10:15:00 PM
Tetrachloroethylene	2.4	1.0		ug/m3	1	2/1/2010 10:15:00 PM
Tetrahydrofuran	< 0.45	0.45		ug/m3	1	2/1/2010 10:15:00 PM
Toluene	1.2	0.57		ug/m3	1	2/1/2010 10:15:00 PM
trans-1,2-Dichloroethene	< 0.60	0.60		ug/m3	1	2/1/2010 10:15:00 PM
trans-1,3-Dichloropropene	< 0.69	0.69		ug/m3	1	2/1/2010 10:15:00 PM
Trichloroethene	1.3	0.22		ug/m3	1	2/1/2010 10:15:00 PM
Vinyl acetate	< 0.54	0.54		ug/m3	1	2/1/2010 10:15:00 PM
Vinyl Bromide	< 0.67	0.67		ug/m3	1	2/1/2010 10:15:00 PM
Vinyl chloride	< 0.10	0.10		ug/m3	1	2/1/2010 10:15:00 PM

detected
All target analytes should be "J"

Qualifiers:

**	Reporting Limit	.	Results reported are not blank corrected
B	Analyte detected in the associated Method Blank	E	Value above quantitation range
H	Holding times for preparation or analysis exceeded	J	Analyte detected at or below quantitation limits
JN	Non-routine analyte. Quantitation estimated.	ND	Not Detected at the Reporting Limit
S	Spike Recovery outside accepted recovery limits		

Centek Laboratories, LLC

Date: *31-Mar-10*

CLIENT:	LaBella Associates, Pc	**Client Sample ID:**	690-SV-4 AMB-D
Lab Order:	C1002005	**Tag Number:**	324,450
Project:	St. Paul Street	**Collection Date:**	1/27/2010
Lab ID:	C1002005-003A	**Matrix:**	AIR

Analyses	Result	**Limit	Qual	Units	DF	Date Analyzed
1UG/M3 W/ 0.25UG/M3 CT-TCE-VC		**TO-15**				Analyst: **LL**
1,1,1-Trichloroethane	< 0.83	0.83		ug/m3	1	2/1/2010 10:48:00 PM
1,1,2,2-Tetrachloroethane	< 1.0	1.0		ug/m3	1	2/1/2010 10:48:00 PM
1,1,2-Trichloroethane	< 0.83	0.83		ug/m3	1	2/1/2010 10:48:00 PM
1,1-Dichloroethane	< 0.62	0.62		ug/m3	1	2/1/2010 10:48:00 PM
1,1-Dichloroethene	< 0.60	0.60		ug/m3	1	2/1/2010 10:48:00 PM
1,2,4-Trichlorobenzene	< 1.1	1.1		ug/m3	1	2/1/2010 10:48:00 PM
1,2,4-Trimethylbenzene	< 0.75	0.75		ug/m3	1	2/1/2010 10:48:00 PM
1,2-Dibromoethane	< 1.2	1.2		ug/m3	1	2/1/2010 10:48:00 PM
1,2-Dichlorobenzene	< 0.92	0.92		ug/m3	1	2/1/2010 10:48:00 PM
1,2-Dichloroethane	< 0.62	0.62		ug/m3	1	2/1/2010 10:48:00 PM
1,2-Dichloropropane	< 0.70	0.70		ug/m3	1	2/1/2010 10:48:00 PM
1,3,5-Trimethylbenzene	< 0.75	0.75		ug/m3	1	2/1/2010 10:48:00 PM
1,3-butadiene	< 0.34	0.34		ug/m3	1	2/1/2010 10:48:00 PM
1,3-Dichlorobenzene	< 0.92	0.92		ug/m3	1	2/1/2010 10:48:00 PM
1,4-Dichlorobenzene	< 0.92	0.92		ug/m3	1	2/1/2010 10:48:00 PM
1,4-Dioxane	< 1.1	1.1		ug/m3	1	2/1/2010 10:48:00 PM
2,2,4-trimethylpentane	< 0.71	0.71		ug/m3	1	2/1/2010 10:48:00 PM
4-ethyltoluene	< 0.75	0.75		ug/m3	1	2/1/2010 10:48:00 PM
Acetone	4.3	0.72		ug/m3	1	2/1/2010 10:48:00 PM
Allyl chloride	< 0.48	0.48		ug/m3	1	2/1/2010 10:48:00 PM
Benzene	0.45	0.49	J	ug/m3	1	2/1/2010 10:48:00 PM
Benzyl chloride	< 0.88	0.88		ug/m3	1	2/1/2010 10:48:00 PM
Bromodichloromethane	< 1.0	1.0		ug/m3	1	2/1/2010 10:48:00 PM
Bromoform	< 1.6	1.6		ug/m3	1	2/1/2010 10:48:00 PM
Bromomethane	< 0.59	0.59		ug/m3	1	2/1/2010 10:48:00 PM
Carbon disulfide	< 0.47	0.47		ug/m3	1	2/1/2010 10:48:00 PM
Carbon tetrachloride	0.45	0.26		ug/m3	1	2/1/2010 10:48:00 PM
Chlorobenzene	< 0.70	0.70		ug/m3	1	2/1/2010 10:48:00 PM
Chloroethane	< 0.40	0.40		ug/m3	1	2/1/2010 10:48:00 PM
Chloroform	1.6	0.74		ug/m3	1	2/1/2010 10:48:00 PM
Chloromethane	0.89	0.31		ug/m3	1	2/1/2010 10:48:00 PM
cis-1,2-Dichloroethene	3.7	0.60		ug/m3	1	2/1/2010 10:48:00 PM
cis-1,3-Dichloropropene	< 0.69	0.69		ug/m3	1	2/1/2010 10:48:00 PM
Cyclohexane	< 0.52	0.52		ug/m3	1	2/1/2010 10:48:00 PM
Dibromochloromethane	< 1.3	1.3		ug/m3	1	2/1/2010 10:48:00 PM
Ethyl acetate	< 0.92	0.92		ug/m3	1	2/1/2010 10:48:00 PM
Ethylbenzene	< 0.66	0.66		ug/m3	1	2/1/2010 10:48:00 PM
Freon 11	1.0	0.86		ug/m3	1	2/1/2010 10:48:00 PM
Freon 113	< 1.2	1.2		ug/m3	1	2/1/2010 10:48:00 PM
Freon 114	< 1.1	1.1		ug/m3	1	2/1/2010 10:48:00 PM

Qualifiers:

- ** Reporting Limit
- B Analyte detected in the associated Method Blank
- H Holding times for preparation or analysis exceeded
- N Non-routine analyte. Quantitation estimated.
- S Spike Recovery outside accepted recovery limits
- . Results reported are not blank corrected
- E Value above quantitation range
- J Analyte detected at or below quantitation limits
- ND Not Detected at the Reporting Limit

1/29/2010

All target analytes should be detected "J"

Centek Laboratories, LLC

Date: *31-Mar-10*

CLIENT:	LaBella Associates, Pc	**Client Sample ID:**	690-SV-4 AMB-D
Lab Order:	C1002005	**Tag Number:**	324,450
Project:	St. Paul Street	**Collection Date:**	1/27/2010
Lab ID:	C1002005-003A	**Matrix:**	AIR

Analyses	Result	**Limit	Qual	Units	DF	Date Analyzed
1UG/M3 W/ 0.25UG/M3 CT-TCE-VC		**TO-15**				Analyst: **LL**
Freon 12	2.1	0.75		ug/m3	1	2/1/2010 10:48:00 PM
Heptane	0.46	0.62	J	ug/m3	1	2/1/2010 10:48:00 PM
Hexachloro-1,3-butadiene	< 1.6	1.6		ug/m3	1	2/1/2010 10:48:00 PM
Hexane	0.61	0.54		ug/m3	1	2/1/2010 10:48:00 PM
Isopropyl alcohol	4.8	0.37		ug/m3	1	2/1/2010 10:48:00 PM
m&p-Xylene	< 1.3	1.3		ug/m3	1	2/1/2010 10:48:00 PM
Methyl Butyl Ketone	< 1.2	1.2		ug/m3	1	2/1/2010 10:48:00 PM
Methyl Ethyl Ketone	0.72	0.90	J	ug/m3	1	2/1/2010 10:48:00 PM
Methyl Isobutyl Ketone	< 1.2	1.2		ug/m3	1	2/1/2010 10:48:00 PM
Methyl tert-butyl ether	< 0.55	0.55		ug/m3	1	2/1/2010 10:48:00 PM
Methylene chloride	0.81	0.53		ug/m3	1	2/1/2010 10:48:00 PM
o-Xylene	< 0.66	0.66		ug/m3	1	2/1/2010 10:48:00 PM
Propylene	< 0.26	0.26		ug/m3	1	2/1/2010 10:48:00 PM
Styrene	< 0.65	0.65		ug/m3	1	2/1/2010 10:48:00 PM
Tetrachloroethylene	58	10		ug/m3	10	2/2/2010 4:57:00 PM
Tetrahydrofuran	< 0.45	0.45		ug/m3	1	2/1/2010 10:48:00 PM
Toluene	1.2	0.57		ug/m3	1	2/1/2010 10:48:00 PM
trans-1,2-Dichloroethene	< 0.60	0.60		ug/m3	1	2/1/2010 10:48:00 PM
trans-1,3-Dichloropropene	< 0.69	0.69		ug/m3	1	2/1/2010 10:48:00 PM
Trichloroethene	6.5	0.22		ug/m3	1	2/1/2010 10:48:00 PM
Vinyl acetate	< 0.54	0.54		ug/m3	1	2/1/2010 10:48:00 PM
Vinyl Bromide	< 0.67	0.67		ug/m3	1	2/1/2010 10:48:00 PM
Vinyl chloride	< 0.10	0.10		ug/m3	1	2/1/2010 10:48:00 PM

detected
All target analytes should be "J"

Qualifiers:	**	Reporting Limit	.	Results reported are not blank corrected
	B	Analyte detected in the associated Method Blank	E	Value above quantitation range
	H	Holding times for preparation or analysis exceeded	J	Analyte detected at or below quantitation limits
	N	Non-routine analyte. Quantitation estimated.	ND	Not Detected at the Reporting Limit
	S	Spike Recovery outside accepted recovery limits		

1/29/2010

Centek Laboratories, LLC

Date: *31-Mar-10*

CLIENT:	LaBella Associates, Pc	**Client Sample ID:**	690-Trip Blank
Lab Order:	C1002005	**Tag Number:**	234
Project:	St. Paul Street	**Collection Date:**	1/27/2010
Lab ID:	C1002005-004A	**Matrix:**	AIR

Analyses	Result	**Limit	Qual	Units	DF	Date Analyzed
1UG/M3 W/ 0.25UG/M3 CT-TCE-VC		**TO-15**				Analyst: **LL**
1,1,1-Trichloroethane	< 0.83	0.83		ug/m3	1	2/1/2010 9:11:00 PM
1,1,2,2-Tetrachloroethane	< 1.0	1.0		ug/m3	1	2/1/2010 9:11:00 PM
1,1,2-Trichloroethane	< 0.83	0.83		ug/m3	1	2/1/2010 9:11:00 PM
1,1-Dichloroethane	< 0.62	0.62		ug/m3	1	2/1/2010 9:11:00 PM
1,1-Dichloroethene	< 0.60	0.60		ug/m3	1	2/1/2010 9:11:00 PM
1,2,4-Trichlorobenzene	< 1.1	1.1		ug/m3	1	2/1/2010 9:11:00 PM
1,2,4-Trimethylbenzene	< 0.75	0.75		ug/m3	1	2/1/2010 9:11:00 PM
1,2-Dibromoethane	< 1.2	1.2		ug/m3	1	2/1/2010 9:11:00 PM
1,2-Dichlorobenzene	< 0.92	0.92		ug/m3	1	2/1/2010 9:11:00 PM
1,2-Dichloroethane	< 0.62	0.62		ug/m3	1	2/1/2010 9:11:00 PM
1,2-Dichloropropane	< 0.70	0.70		ug/m3	1	2/1/2010 9:11:00 PM
1,3,5-Trimethylbenzene	< 0.75	0.75		ug/m3	1	2/1/2010 9:11:00 PM
1,3-butadiene	< 0.34	0.34		ug/m3	1	2/1/2010 9:11:00 PM
1,3-Dichlorobenzene	< 0.92	0.92		ug/m3	1	2/1/2010 9:11:00 PM
1,4-Dichlorobenzene	< 0.92	0.92		ug/m3	1	2/1/2010 9:11:00 PM
1,4-Dioxane	< 1.1	1.1		ug/m3	1	2/1/2010 9:11:00 PM
2,2,4-trimethylpentane	< 0.71	0.71		ug/m3	1	2/1/2010 9:11:00 PM
4-ethyltoluene	< 0.75	0.75		ug/m3	1	2/1/2010 9:11:00 PM
Acetone	< 0.72	0.72		ug/m3	1	2/1/2010 9:11:00 PM
Allyl chloride	< 0.48	0.48		ug/m3	1	2/1/2010 9:11:00 PM
Benzene	< 0.49	0.49		ug/m3	1	2/1/2010 9:11:00 PM
Benzyl chloride	< 0.88	0.88		ug/m3	1	2/1/2010 9:11:00 PM
Bromodichloromethane	< 1.0	1.0		ug/m3	1	2/1/2010 9:11:00 PM
Bromoform	< 1.6	1.6		ug/m3	1	2/1/2010 9:11:00 PM
Bromomethane	< 0.59	0.59		ug/m3	1	2/1/2010 9:11:00 PM
Carbon disulfide	< 0.47	0.47		ug/m3	1	2/1/2010 9:11:00 PM
Carbon tetrachloride	< 0.26	0.26		ug/m3	1	2/1/2010 9:11:00 PM
Chlorobenzene	< 0.70	0.70		ug/m3	1	2/1/2010 9:11:00 PM
Chloroethane	< 0.40	0.40		ug/m3	1	2/1/2010 9:11:00 PM
Chloroform	< 0.74	0.74		ug/m3	1	2/1/2010 9:11:00 PM
Chloromethane	< 0.31	0.31		ug/m3	1	2/1/2010 9:11:00 PM
cis-1,2-Dichloroethene	< 0.60	0.60		ug/m3	1	2/1/2010 9:11:00 PM
cis-1,3-Dichloropropene	< 0.69	0.69		ug/m3	1	2/1/2010 9:11:00 PM
Cyclohexane	< 0.52	0.52		ug/m3	1	2/1/2010 9:11:00 PM
Dibromochloromethane	< 1.3	1.3		ug/m3	1	2/1/2010 9:11:00 PM
Ethyl acetate	< 0.92	0.92		ug/m3	1	2/1/2010 9:11:00 PM
Ethylbenzene	< 0.66	0.66		ug/m3	1	2/1/2010 9:11:00 PM
Freon 11	< 0.86	0.86		ug/m3	1	2/1/2010 9:11:00 PM
Freon 113	< 1.2	1.2		ug/m3	1	2/1/2010 9:11:00 PM
Freon 114	< 1.1	1.1		ug/m3	1	2/1/2010 9:11:00 PM

Qualifiers:

**	Reporting Limit	.	Results reported are not blank corrected
B	Analyte detected in the associated Method Blank	E	Value above quantitation range
H	Holding times for preparation or analysis exceeded	J	Analyte detected at or below quantitation limits
JN	Non-routine analyte. Quantitation estimated.	ND	Not Detected at the Reporting Limit
S	Spike Recovery outside accepted recovery limits		

Centek Laboratories, LLC

Date: *31-Mar-10*

CLIENT:	LaBella Associates, Pc	**Client Sample ID:**	690-Trip Blank
Lab Order:	C1002005	**Tag Number:**	234
Project:	St. Paul Street	**Collection Date:**	1/27/2010
Lab ID:	C1002005-004A	**Matrix:**	AIR

Analyses	Result	**Limit	Qual	Units	DF	Date Analyzed
1UG/M3 W/ 0.25UG/M3 CT-TCE-VC		TO-15				Analyst: LL
Freon 12	< 0.75	0.75		ug/m3	1	2/1/2010 9:11:00 PM
Heptane	< 0.62	0.62		ug/m3	1	2/1/2010 9:11:00 PM
Hexachloro-1,3-butadiene	< 1.6	1.6		ug/m3	1	2/1/2010 9:11:00 PM
Hexane	< 0.54	0.54		ug/m3	1	2/1/2010 9:11:00 PM
Isopropyl alcohol	< 0.37	0.37		ug/m3	1	2/1/2010 9:11:00 PM
m&p-Xylene	< 1.3	1.3		ug/m3	1	2/1/2010 9:11:00 PM
Methyl Butyl Ketone	< 1.2	1.2		ug/m3	1	2/1/2010 9:11:00 PM
Methyl Ethyl Ketone	< 0.90	0.90		ug/m3	1	2/1/2010 9:11:00 PM
Methyl Isobutyl Ketone	< 1.2	1.2		ug/m3	1	2/1/2010 9:11:00 PM
Methyl tert-butyl ether	< 0.55	0.55		ug/m3	1	2/1/2010 9:11:00 PM
Methylene chloride	< 0.53	0.53		ug/m3	1	2/1/2010 9:11:00 PM
o-Xylene	< 0.66	0.66		ug/m3	1	2/1/2010 9:11:00 PM
Propylene	< 0.26	0.26		ug/m3	1	2/1/2010 9:11:00 PM
Styrene	< 0.65	0.65		ug/m3	1	2/1/2010 9:11:00 PM
Tetrachloroethylene	< 1.0	1.0		ug/m3	1	2/1/2010 9:11:00 PM
Tetrahydrofuran	< 0.45	0.45		ug/m3	1	2/1/2010 9:11:00 PM
Toluene	< 0.57	0.57		ug/m3	1	2/1/2010 9:11:00 PM
trans-1,2-Dichloroethene	< 0.60	0.60		ug/m3	1	2/1/2010 9:11:00 PM
trans-1,3-Dichloropropene	< 0.69	0.69		ug/m3	1	2/1/2010 9:11:00 PM
Trichloroethene	< 0.22	0.22		ug/m3	1	2/1/2010 9:11:00 PM
Vinyl acetate	< 0.54	0.54		ug/m3	1	2/1/2010 9:11:00 PM
Vinyl Bromide	< 0.67	0.67		ug/m3	1	2/1/2010 9:11:00 PM
Vinyl chloride	< 0.10	0.10		ug/m3	1	2/1/2010 9:11:00 PM

Qualifiers:

**	Reporting Limit
B	Analyte detected in the associated Method Blank
H	Holding times for preparation or analysis exceeded
N	Non-routine analyte. Quantitation estimated.
S	Spike Recovery outside accepted recovery limits
.	Results reported are not blank corrected
E	Value above quantitation range
J	Analyte detected at or below quantitation limits
ND	Not Detected at the Reporting Limit

Centek Laboratories, LLC

Date: *31-Mar-10*

CLIENT:	LaBella Associates, Pc	**Client Sample ID:**	690-SV-3-0
Lab Order:	C1002005	**Tag Number:**	283,265
Project:	St. Paul Street	**Collection Date:**	1/27/2010
Lab ID:	C1002005-005A	**Matrix:**	AIR

Analyses	Result	**Limit	Qual	Units	DF	Date Analyzed
1UG/M3 BY METHOD TO15		**TO-15**				Analyst: **LL**
1,1,1-Trichloroethane	< 0.83	0.83		ug/m3	1	2/2/2010 5:31:00 AM
1,1,2,2-Tetrachloroethane	< 1.0	1.0		ug/m3	1	2/2/2010 5:31:00 AM
1,1,2-Trichloroethane	< 0.83	0.83		ug/m3	1	2/2/2010 5:31:00 AM
1,1-Dichloroethane	< 0.62	0.62		ug/m3	1	2/2/2010 5:31:00 AM
1,1-Dichloroethene	< 0.60	0.60		ug/m3	1	2/2/2010 5:31:00 AM
1,2,4-Trichlorobenzene	< 1.1	1.1		ug/m3	1	2/2/2010 5:31:00 AM
1,2,4-Trimethylbenzene	0.60	0.75	J	ug/m3	1	2/2/2010 5:31:00 AM
1,2-Dibromoethane	< 1.2	1.2		ug/m3	1	2/2/2010 5:31:00 AM
1,2-Dichlorobenzene	< 0.92	0.92		ug/m3	1	2/2/2010 5:31:00 AM
1,2-Dichloroethane	< 0.62	0.62		ug/m3	1	2/2/2010 5:31:00 AM
1,2-Dichloropropane	< 0.70	0.70		ug/m3	1	2/2/2010 5:31:00 AM
1,3,5-Trimethylbenzene	< 0.75	0.75		ug/m3	1	2/2/2010 5:31:00 AM
1,3-butadiene	< 0.34	0.34		ug/m3	1	2/2/2010 5:31:00 AM
1,3-Dichlorobenzene	< 0.92	0.92		ug/m3	1	2/2/2010 5:31:00 AM
1,4-Dichlorobenzene	< 0.92	0.92		ug/m3	1	2/2/2010 5:31:00 AM
1,4-Dioxane	< 1.1	1.1		ug/m3	1	2/2/2010 5:31:00 AM
2,2,4-trimethylpentane	< 0.71	0.71		ug/m3	1	2/2/2010 5:31:00 AM
4-ethyltoluene	< 0.75	0.75		ug/m3	1	2/2/2010 5:31:00 AM
Acetone	16	7.2		ug/m3	10	2/2/2010 8:56:00 AM
Allyl chloride	< 0.48	0.48		ug/m3	1	2/2/2010 5:31:00 AM
Benzene	0.78	0.49		ug/m3	1	2/2/2010 5:31:00 AM
Benzyl chloride	< 0.88	0.88		ug/m3	1	2/2/2010 5:31:00 AM
Bromodichloromethane	< 1.0	1.0		ug/m3	1	2/2/2010 5:31:00 AM
Bromoform	< 1.6	1.6		ug/m3	1	2/2/2010 5:31:00 AM
Bromomethane	< 0.59	0.59		ug/m3	1	2/2/2010 5:31:00 AM
Carbon disulfide	3.9	0.47		ug/m3	1	2/2/2010 5:31:00 AM
Carbon tetrachloride	0.38	0.96	J	ug/m3	1	2/2/2010 5:31:00 AM
Chlorobenzene	< 0.70	0.70		ug/m3	1	2/2/2010 5:31:00 AM
Chloroethane	< 0.40	0.40		ug/m3	1	2/2/2010 5:31:00 AM
Chloroform	0.89	0.74		ug/m3	1	2/2/2010 5:31:00 AM
Chloromethane	0.82	0.31		ug/m3	1	2/2/2010 5:31:00 AM
cis-1,2-Dichloroethene	0.32	0.60	J	ug/m3	1	2/2/2010 5:31:00 AM
cis-1,3-Dichloropropene	< 0.69	0.69		ug/m3	1	2/2/2010 5:31:00 AM
Cyclohexane	1.6	0.52		ug/m3	1	2/2/2010 5:31:00 AM
Dibromochloromethane	< 1.3	1.3		ug/m3	1	2/2/2010 5:31:00 AM
Ethyl acetate	0.77	0.92	J	ug/m3	1	2/2/2010 5:31:00 AM
Ethylbenzene	1.3	0.66		ug/m3	1	2/2/2010 5:31:00 AM
Freon 11	1.1	0.86		ug/m3	1	2/2/2010 5:31:00 AM
Freon 113	< 1.2	1.2		ug/m3	1	2/2/2010 5:31:00 AM
Freon 114	< 1.1	1.1		ug/m3	1	2/2/2010 5:31:00 AM

Qualifiers:

- ** Reporting Limit
- B Analyte detected in the associated Method Blank
- H Holding times for preparation or analysis exceeded
- N Non-routine analyte. Quantitation estimated.
- S Spike Recovery outside accepted recovery limits
- . Results reported are not blank corrected
- E Value above quantitation range
- J Analyte detected at or below quantitation limits
- ND Not Detected at the Reporting Limit

Centek Laboratories, LLC

Date: *31-Mar-10*

CLIENT:	LaBella Associates, Pc	**Client Sample ID:**	690-SV-3-0
Lab Order:	C1002005	**Tag Number:**	283,265
Project:	St. Paul Street	**Collection Date:**	1/27/2010
Lab ID:	C1002005-005A	**Matrix:**	AIR

Analyses	Result	**Limit	Qual	Units	DF	Date Analyzed
1UG/M3 BY METHOD TO15		**TO-15**				Analyst: **LL**
Freon 12	2.4	0.75		ug/m3	1	2/2/2010 5:31:00 AM
Heptane	1.7	0.62		ug/m3	1	2/2/2010 5:31:00 AM
Hexachloro-1,3-butadiene	< 1.6	1.6		ug/m3	1	2/2/2010 5:31:00 AM
Hexane	2.9	0.54		ug/m3	1	2/2/2010 5:31:00 AM
Isopropyl alcohol	< 0.37	0.37		ug/m3	1	2/2/2010 5:31:00 AM
m&p-Xylene	1.8	1.3	J	ug/m3	1	2/2/2010 5:31:00 AM
Methyl Butyl Ketone	< 1.2	1.2		ug/m3	1	2/2/2010 5:31:00 AM
Methyl Ethyl Ketone	1.3	0.90		ug/m3	1	2/2/2010 5:31:00 AM
Methyl Isobutyl Ketone	< 1.2	1.2		ug/m3	1	2/2/2010 5:31:00 AM
Methyl tert-butyl ether	< 0.55	0.55		ug/m3	1	2/2/2010 5:31:00 AM
Methylene chloride	2.1	0.53		ug/m3	1	2/2/2010 5:31:00 AM
o-Xylene	0.75	0.66	J	ug/m3	1	2/2/2010 5:31:00 AM
Propylene	< 0.26	0.26		ug/m3	1	2/2/2010 5:31:00 AM
Styrene	0.69	0.65	J	ug/m3	1	2/2/2010 5:31:00 AM
Tetrachloroethylene	< 1.0	1.0		ug/m3	1	2/2/2010 5:31:00 AM
Tetrahydrofuran	< 0.45	0.45		ug/m3	1	2/2/2010 5:31:00 AM
Toluene	2.0	0.57	J	ug/m3	1	2/2/2010 5:31:00 AM
trans-1,2-Dichloroethene	< 0.60	0.60		ug/m3	1	2/2/2010 5:31:00 AM
trans-1,3-Dichloropropene	< 0.69	0.69		ug/m3	1	2/2/2010 5:31:00 AM
Trichloroethene	0.98	0.82		ug/m3	1	2/2/2010 5:31:00 AM
Vinyl acetate	< 0.54	0.54		ug/m3	1	2/2/2010 5:31:00 AM
Vinyl Bromide	< 0.67	0.67		ug/m3	1	2/2/2010 5:31:00 AM
Vinyl chloride	< 0.39	0.39		ug/m3	1	2/2/2010 5:31:00 AM

Qualifiers:

**	Reporting Limit	.	Results reported are not blank corrected
B	Analyte detected in the associated Method Blank	E	Value above quantitation range
H	Holding times for preparation or analysis exceeded	J	Analyte detected at or below quantitation limits
N	Non-routine analyte. Quantitation estimated.	ND	Not Detected at the Reporting Limit
S	Spike Recovery outside accepted recovery limits		

Centek Laboratories, LLC

Date: *31-Mar-10*

CLIENT:	LaBella Associates, Pc	**Client Sample ID:**	690-SV-3 AMB-0
Lab Order:	C1002005	**Tag Number:**	171,186
Project:	St. Paul Street	**Collection Date:**	1/27/2010
Lab ID:	C1002005-006A	**Matrix:**	AIR

Analyses	Result	**Limit	Qual	Units	DF	Date Analyzed
1UG/M3 W/ 0.25UG/M3 CT-TCE-VC		**TO-15**				Analyst: LL
1,1,1-Trichloroethane	< 0.83	0.83		ug/m3	1	2/1/2010 11:21:00 PM
1,1,2,2-Tetrachloroethane	< 1.0	1.0		ug/m3	1	2/1/2010 11:21:00 PM
1,1,2-Trichloroethane	< 0.83	0.83		ug/m3	1	2/1/2010 11:21:00 PM
1,1-Dichloroethane	< 0.62	0.62		ug/m3	1	2/1/2010 11:21:00 PM
1,1-Dichloroethene	< 0.60	0.60		ug/m3	1	2/1/2010 11:21:00 PM
1,2,4-Trichlorobenzene	< 1.1	1.1		ug/m3	1	2/1/2010 11:21:00 PM
1,2,4-Trimethylbenzene	0.65	0.75	J	ug/m3	1	2/1/2010 11:21:00 PM
1,2-Dibromoethane	< 1.2	1.2		ug/m3	1	2/1/2010 11:21:00 PM
1,2-Dichlorobenzene	< 0.92	0.92		ug/m3	1	2/1/2010 11:21:00 PM
1,2-Dichloroethane	< 0.62	0.62		ug/m3	1	2/1/2010 11:21:00 PM
1,2-Dichloropropane	< 0.70	0.70		ug/m3	1	2/1/2010 11:21:00 PM
1,3,5-Trimethylbenzene	< 0.75	0.75		ug/m3	1	2/1/2010 11:21:00 PM
1,3-butadiene	< 0.34	0.34		ug/m3	1	2/1/2010 11:21:00 PM
1,3-Dichlorobenzene	< 0.92	0.92		ug/m3	1	2/1/2010 11:21:00 PM
1,4-Dichlorobenzene	< 0.92	0.92		ug/m3	1	2/1/2010 11:21:00 PM
1,4-Dioxane	< 1.1	1.1		ug/m3	1	2/1/2010 11:21:00 PM
2,2,4-trimethylpentane	< 0.71	0.71		ug/m3	1	2/1/2010 11:21:00 PM
4-ethyltoluene	< 0.75	0.75		ug/m3	1	2/1/2010 11:21:00 PM
Acetone	7.2	3.6		ug/m3	5	2/2/2010 6:47:00 PM
Allyl chloride	< 0.48	0.48		ug/m3	1	2/1/2010 11:21:00 PM
Benzene	0.49	0.49		ug/m3	1	2/1/2010 11:21:00 PM
Benzyl chloride	< 0.88	0.88		ug/m3	1	2/1/2010 11:21:00 PM
Bromodichloromethane	< 1.0	1.0		ug/m3	1	2/1/2010 11:21:00 PM
Bromoform	< 1.6	1.6		ug/m3	1	2/1/2010 11:21:00 PM
Bromomethane	< 0.59	0.59		ug/m3	1	2/1/2010 11:21:00 PM
Carbon disulfide	< 0.47	0.47		ug/m3	1	2/1/2010 11:21:00 PM
Carbon tetrachloride	0.38	0.26		ug/m3	1	2/1/2010 11:21:00 PM
Chlorobenzene	< 0.70	0.70		ug/m3	1	2/1/2010 11:21:00 PM
Chloroethane	< 0.40	0.40		ug/m3	1	2/1/2010 11:21:00 PM
Chloroform	1.1	0.74		ug/m3	1	2/1/2010 11:21:00 PM
Chloromethane	0.99	0.31		ug/m3	1	2/1/2010 11:21:00 PM
cis-1,2-Dichloroethene	< 0.60	0.60		ug/m3	1	2/1/2010 11:21:00 PM
cis-1,3-Dichloropropene	< 0.69	0.69		ug/m3	1	2/1/2010 11:21:00 PM
Cyclohexane	1.3	0.52		ug/m3	1	2/1/2010 11:21:00 PM
Dibromochloromethane	< 1.3	1.3		ug/m3	1	2/1/2010 11:21:00 PM
Ethyl acetate	< 0.92	0.92		ug/m3	1	2/1/2010 11:21:00 PM
Ethylbenzene	< 0.66	0.66		ug/m3	1	2/1/2010 11:21:00 PM
Freon 11	1.0	0.86		ug/m3	1	2/1/2010 11:21:00 PM
Freon 113	< 1.2	1.2		ug/m3	1	2/1/2010 11:21:00 PM
Freon 114	< 1.1	1.1		ug/m3	1	2/1/2010 11:21:00 PM

Qualifiers:

- ** Reporting Limit
- B Analyte detected in the associated Method Blank
- H Holding times for preparation or analysis exceeded
- N Non-routine analyte. Quantitation estimated.
- S Spike Recovery outside accepted recovery limits
- . Results reported are not blank corrected
- E Value above quantitation range
- J Analyte detected at or below quantitation limits
- ND Not Detected at the Reporting Limit

Centek Laboratories, LLC

Date: *31-Mar-10*

CLIENT:	LaBella Associates, Pc	**Client Sample ID:**	690-SV-3 AMB-0
Lab Order:	C1002005	**Tag Number:**	171,186
Project:	St. Paul Street	**Collection Date:**	1/27/2010
Lab ID:	C1002005-006A	**Matrix:**	AIR

Analyses	Result	**Limit	Qual	Units	DF	Date Analyzed
1UG/M3 W/ 0.25UG/M3 CT-TCE-VC		**TO-15**				Analyst: LL
Freon 12	2.1	0.75		ug/m3	1	2/1/2010 11:21:00 PM
Heptane	1.3	0.82		ug/m3	1	2/1/2010 11:21:00 PM
Hexachloro-1,3-butadiene	< 1.6	1.6		ug/m3	1	2/1/2010 11:21:00 PM
Hexane	2.4	0.54		ug/m3	1	2/1/2010 11:21:00 PM
Isopropyl alcohol	1.5	0.37		ug/m3	1	2/1/2010 11:21:00 PM
m&p-Xylene	< 1.3	1.3		ug/m3	1	2/1/2010 11:21:00 PM
Methyl Butyl Ketone	< 1.2	1.2		ug/m3	1	2/1/2010 11:21:00 PM
Methyl Ethyl Ketone	0.69	0.90	J	ug/m3	1	2/1/2010 11:21:00 PM
Methyl Isobutyl Ketone	< 1.2	1.2		ug/m3	1	2/1/2010 11:21:00 PM
Methyl tert-butyl ether	< 0.55	0.55		ug/m3	1	2/1/2010 11:21:00 PM
Methylene chloride	1.1	0.53		ug/m3	1	2/1/2010 11:21:00 PM
o-Xylene	< 0.66	0.66		ug/m3	1	2/1/2010 11:21:00 PM
Propylene	< 0.26	0.26		ug/m3	1	2/1/2010 11:21:00 PM
Styrene	< 0.65	0.65		ug/m3	1	2/1/2010 11:21:00 PM
Tetrachloroethylene	< 1.0	1.0		ug/m3	1	2/1/2010 11:21:00 PM
Tetrahydrofuran	< 0.45	0.45		ug/m3	1	2/1/2010 11:21:00 PM
Toluene	2.1	0.57		ug/m3	1	2/1/2010 11:21:00 PM
trans-1,2-Dichloroethene	< 0.60	0.60		ug/m3	1	2/1/2010 11:21:00 PM
trans-1,3-Dichloropropene	< 0.69	0.69		ug/m3	1	2/1/2010 11:21:00 PM
Trichloroethene	0.27	0.22		ug/m3	1	2/1/2010 11:21:00 PM
Vinyl acetate	< 0.54	0.54		ug/m3	1	2/1/2010 11:21:00 PM
Vinyl Bromide	< 0.67	0.67		ug/m3	1	2/1/2010 11:21:00 PM
Vinyl chloride	< 0.10	0.10		ug/m3	1	2/1/2010 11:21:00 PM

Qualifiers:

**	Reporting Limit	.	Results reported are not blank corrected
B	Analyte detected in the associated Method Blank	E	Value above quantitation range
H	Holding times for preparation or analysis exceeded	J	Analyte detected at or below quantitation limits
N	Non-routine analyte. Quantitation estimated.	ND	Not Detected at the Reporting Limit
S	Spike Recovery outside accepted recovery limits		

Centek Laboratories, LLC

Date: *31-Mar-10*

CLIENT:	LaBella Associates, Pc	**Client Sample ID:**	690-SV-5 -0
Lab Order:	C1002005	**Tag Number:**	554,400
Project:	St. Paul Street	**Collection Date:**	1/27/2010
Lab ID:	C1002005-007A	**Matrix:**	AIR

Analyses	Result	**Limit	Qual	Units	DF	Date Analyzed
1UG/M3 BY METHOD TO15		**TO-15**				Analyst: LL
1,1,1-Trichloroethane	2.2 J	0.83		ug/m3	1	2/2/2010 6:06:00 AM
1,1,2,2-Tetrachloroethane	< 1.0	1.0		ug/m3	1	2/2/2010 6:06:00 AM
1,1,2-Trichloroethane	< 0.83	0.83		ug/m3	1	2/2/2010 6:06:00 AM
1,1-Dichloroethane	< 0.62	0.62		ug/m3	1	2/2/2010 6:06:00 AM
1,1-Dichloroethene	< 0.60	0.60		ug/m3	1	2/2/2010 6:06:00 AM
1,2,4-Trichlorobenzene	< 1.1	1.1		ug/m3	1	2/2/2010 6:06:00 AM
1,2,4-Trimethylbenzene	2.0 J	0.75		ug/m3	1	2/2/2010 6:06:00 AM
1,2-Dibromoethane	< 1.2	1.2		ug/m3	1	2/2/2010 6:06:00 AM
1,2-Dichlorobenzene	< 0.92	0.92		ug/m3	1	2/2/2010 6:06:00 AM
1,2-Dichloroethane	0.41	0.62	J	ug/m3	1	2/2/2010 6:06:00 AM
1,2-Dichloropropane	< 0.70	0.70		ug/m3	1	2/2/2010 6:06:00 AM
1,3,5-Trimethylbenzene	0.70 J	0.75	J	ug/m3	1	2/2/2010 6:06:00 AM
1,3-butadiene	< 0.34	0.34		ug/m3	1	2/2/2010 6:06:00 AM
1,3-Dichlorobenzene	< 0.92	0.92		ug/m3	1	2/2/2010 6:06:00 AM
1,4-Dichlorobenzene	< 0.92	0.92		ug/m3	1	2/2/2010 6:06:00 AM
1,4-Dioxane	< 1.1	1.1		ug/m3	1	2/2/2010 6:06:00 AM
2,2,4-trimethylpentane	60 J	7.1		ug/m3	10	2/2/2010 9:28:00 AM
4-ethyltoluene	0.85 J	0.75		ug/m3	1	2/2/2010 6:06:00 AM
Acetone	75	29		ug/m3	40	2/2/2010 8:53:00 PM
Allyl chloride	< 0.48	0.48		ug/m3	1	2/2/2010 6:06:00 AM
Benzene	19 J	4.9		ug/m3	10	2/2/2010 9:28:00 AM
Benzyl chloride	< 0.88	0.88		ug/m3	1	2/2/2010 6:06:00 AM
Bromodichloromethane	< 1.0	1.0		ug/m3	1	2/2/2010 6:06:00 AM
Bromoform	< 1.6	1.6		ug/m3	1	2/2/2010 6:06:00 AM
Bromomethane	< 0.59	0.59		ug/m3	1	2/2/2010 6:06:00 AM
Carbon disulfide	15	4.7		ug/m3	10	2/2/2010 9:28:00 AM
Carbon tetrachloride	< 0.96	0.96		ug/m3	1	2/2/2010 6:06:00 AM
Chlorobenzene	< 0.70	0.70		ug/m3	1	2/2/2010 6:06:00 AM
Chloroethane	0.35	0.40	J	ug/m3	1	2/2/2010 6:06:00 AM
Chloroform	9.2	0.74		ug/m3	1	2/2/2010 6:06:00 AM
Chloromethane	< 0.31	0.31		ug/m3	1	2/2/2010 6:06:00 AM
cis-1,2-Dichloroethene	2.6	0.60		ug/m3	1	2/2/2010 6:06:00 AM
cis-1,3-Dichloropropene	< 0.69	0.69		ug/m3	1	2/2/2010 6:06:00 AM
Cyclohexane	660 J	84		ug/m3	160	2/3/2010 9:48:00 AM
Dibromochloromethane	< 1.3	1.3		ug/m3	1	2/2/2010 6:06:00 AM
Ethyl acetate	< 0.92	0.92		ug/m3	1	2/2/2010 6:06:00 AM
Ethylbenzene	2.7 J	0.66		ug/m3	1	2/2/2010 6:06:00 AM
Freon 11	0.80	0.86	J	ug/m3	1	2/2/2010 6:06:00 AM
Freon 113	< 1.2	1.2		ug/m3	1	2/2/2010 6:06:00 AM
Freon 114	< 1.1	1.1		ug/m3	1	2/2/2010 6:06:00 AM

Qualifiers:

**	Reporting Limit
B	Analyte detected in the associated Method Blank
H	Holding times for preparation or analysis exceeded
N	Non-routine analyte. Quantitation estimated.
S	Spike Recovery outside accepted recovery limits
.	Results reported are not blank corrected
E	Value above quantitation range
J	Analyte detected at or below quantitation limits
ND	Not Detected at the Reporting Limit

Centek Laboratories, LLC

Date: *31-Mar-10*

CLIENT:	LaBella Associates, Pc	**Client Sample ID:**	690-SV-5 -0
Lab Order:	C1002005	**Tag Number:**	554,400
Project:	St. Paul Street	**Collection Date:**	1/27/2010
Lab ID:	C1002005-007A	**Matrix:**	AIR

Analyses	Result	**Limit	Qual	Units	DF	Date Analyzed
1UG/M3 BY METHOD TO15		**TO-15**				Analyst: **LL**
Freon 12	1.6	0.75		ug/m3	1	2/2/2010 6:06:00 AM
Heptane	500 J	100		ug/m3	160	2/3/2010 9:48:00 AM
Hexachloro-1,3-butadiene	< 1.6	1.6		ug/m3	1	2/2/2010 6:06:00 AM
Hexane	950 J	86		ug/m3	160	2/3/2010 9:48:00 AM
Isopropyl alcohol	< 0.37	0.37		ug/m3	1	2/2/2010 6:06:00 AM
m&p-Xylene	4.6 J	1.3		ug/m3	1	2/2/2010 6:06:00 AM
Methyl Butyl Ketone	< 1.2	1.2		ug/m3	1	2/2/2010 6:06:00 AM
Methyl Ethyl Ketone	< 0.90	0.90		ug/m3	1	2/2/2010 6:06:00 AM
Methyl Isobutyl Ketone	< 1.2	1.2		ug/m3	1	2/2/2010 6:06:00 AM
Methyl tert-butyl ether	< 0.55	0.55		ug/m3	1	2/2/2010 6:06:00 AM
Methylene chloride	14	5.3		ug/m3	10	2/2/2010 9:28:00 AM
o-Xylene	1.6 J	0.66		ug/m3	1	2/2/2010 6:06:00 AM
Propylene	< 0.26	0.26		ug/m3	1	2/2/2010 6:06:00 AM
Styrene	1.7 J	0.65		ug/m3	1	2/2/2010 6:06:00 AM
Tetrachloroethylene	0.83 J	1.0	J	ug/m3	1	2/2/2010 6:06:00 AM
Tetrahydrofuran	< 0.45	0.45		ug/m3	1	2/2/2010 6:06:00 AM
Toluene	7.6 J	0.57		ug/m3	1	2/2/2010 6:06:00 AM
trans-1,2-Dichloroethene	< 0.60	0.60		ug/m3	1	2/2/2010 6:06:00 AM
trans-1,3-Dichloropropene	< 0.69	0.69		ug/m3	1	2/2/2010 6:06:00 AM
Trichloroethene	3.9 J	0.82		ug/m3	1	2/2/2010 6:06:00 AM
Vinyl acetate	< 0.54	0.54		ug/m3	1	2/2/2010 6:06:00 AM
Vinyl Bromide	< 0.67	0.67		ug/m3	1	2/2/2010 6:06:00 AM
Vinyl chloride	0.21	0.39	J	ug/m3	1	2/2/2010 6:06:00 AM

NOTES:

* Based on the chromatographic evidence, it appears that the contamination is from a fuel.

Surrogate reported in original analysis and dilutions.

Qualifiers:	**	Reporting Limit	.	Results reported are not blank corrected
	B	Analyte detected in the associated Method Blank	E	Value above quantitation range
	H	Holding times for preparation or analysis exceeded	J	Analyte detected at or below quantitation limits
	N	Non-routine analyte. Quantitation estimated.	ND	Not Detected at the Reporting Limit
	S	Spike Recovery outside accepted recovery limits		

Centek Laboratories, LLC

Date: *31-Mar-10*

CLIENT:	LaBella Associates, Pc	**Client Sample ID:**	690-SV-5-AMB-0
Lab Order:	C1002005	**Tag Number:**	244,253
Project:	St. Paul Street	**Collection Date:**	1/27/2010
Lab ID:	C1002005-008A	**Matrix:**	AIR

Analyses	Result	**Limit	Qual	Units	DF	Date Analyzed
1UG/M3 W/ 0.25UG/M3 CT-TCE-VC		**TO-15**				Analyst: LL
1,1,1-Trichloroethane	< 0.83	0.83		ug/m3	1	2/1/2010 11:54:00 PM
1,1,2,2-Tetrachloroethane	< 1.0	1.0		ug/m3	1	2/1/2010 11:54:00 PM
1,1,2-Trichloroethane	< 0.83	0.83		ug/m3	1	2/1/2010 11:54:00 PM
1,1-Dichloroethane	< 0.62	0.62		ug/m3	1	2/1/2010 11:54:00 PM
1,1-Dichloroethene	< 0.60	0.60		ug/m3	1	2/1/2010 11:54:00 PM
1,2,4-Trichlorobenzene	< 1.1	1.1		ug/m3	1	2/1/2010 11:54:00 PM
1,2,4-Trimethylbenzene	72	30		ug/m3	40	2/2/2010 7:50:00 PM
1,2-Dibromoethane	< 1.2	1.2		ug/m3	1	2/1/2010 11:54:00 PM
1,2-Dichlorobenzene	< 0.92	0.92		ug/m3	1	2/1/2010 11:54:00 PM
1,2-Dichloroethane	< 0.62	0.62		ug/m3	1	2/1/2010 11:54:00 PM
1,2-Dichloropropane	< 0.70	0.70		ug/m3	1	2/1/2010 11:54:00 PM
1,3,5-Trimethylbenzene	37	7.5		ug/m3	10	2/2/2010 7:19:00 PM
1,3-butadiene	< 0.34	0.34		ug/m3	1	2/1/2010 11:54:00 PM
1,3-Dichlorobenzene	< 0.92	0.92		ug/m3	1	2/1/2010 11:54:00 PM
1,4-Dichlorobenzene	1.1	0.92		ug/m3	1	2/1/2010 11:54:00 PM
1,4-Dioxane	< 1.1	1.1		ug/m3	1	2/1/2010 11:54:00 PM
2,2,4-trimethylpentane	< 0.71	0.71		ug/m3	1	2/1/2010 11:54:00 PM
4-ethyltoluene	73	7.5		ug/m3	10	2/2/2010 7:19:00 PM
Acetone	13	7.2		ug/m3	10	2/2/2010 7:19:00 PM
Allyl chloride	< 0.48	0.48		ug/m3	1	2/1/2010 11:54:00 PM
Benzene	1.4	0.49		ug/m3	1	2/1/2010 11:54:00 PM
Benzyl chloride	< 0.88	0.88		ug/m3	1	2/1/2010 11:54:00 PM
Bromodichloromethane	1.7	1.0		ug/m3	1	2/1/2010 11:54:00 PM
Bromoform	< 1.6	1.6		ug/m3	1	2/1/2010 11:54:00 PM
Bromomethane	< 0.59	0.59		ug/m3	1	2/1/2010 11:54:00 PM
Carbon disulfide	1.1	0.47		ug/m3	1	2/1/2010 11:54:00 PM
Carbon tetrachloride	0.38	0.26		ug/m3	1	2/1/2010 11:54:00 PM
Chlorobenzene	< 0.70	0.70		ug/m3	1	2/1/2010 11:54:00 PM
Chloroethane	< 0.40	0.40		ug/m3	1	2/1/2010 11:54:00 PM
Chloroform	140	30		ug/m3	40	2/2/2010 7:50:00 PM
Chloromethane	0.73	0.31		ug/m3	1	2/1/2010 11:54:00 PM
cis-1,2-Dichloroethene	3.8	0.60		ug/m3	1	2/1/2010 11:54:00 PM
cis-1,3-Dichloropropene	< 0.69	0.69		ug/m3	1	2/1/2010 11:54:00 PM
Cyclohexane	0.73	0.52		ug/m3	1	2/1/2010 11:54:00 PM
Dibromochloromethane	< 1.3	1.3		ug/m3	1	2/1/2010 11:54:00 PM
Ethyl acetate	1.9	0.92		ug/m3	1	2/1/2010 11:54:00 PM
Ethylbenzene	1.1	0.66		ug/m3	1	2/1/2010 11:54:00 PM
Freon 11	1.1	0.86		ug/m3	1	2/1/2010 11:54:00 PM
Freon 113	< 1.2	1.2		ug/m3	1	2/1/2010 11:54:00 PM
Freon 114	< 1.1	1.1		ug/m3	1	2/1/2010 11:54:00 PM

Qualifiers:

- ** Reporting Limit
- B Analyte detected in the associated Method Blank
- H Holding times for preparation or analysis exceeded
- N Non-routine analyte. Quantitation estimated.
- S Spike Recovery outside accepted recovery limits
- . Results reported are not blank corrected
- E Value above quantitation range
- J Analyte detected at or below quantitation limits
- ND Not Detected at the Reporting Limit

Centek Laboratories, LLC

Date: *31-Mar-10*

CLIENT:	LaBella Associates, Pc	**Client Sample ID:**	690-SV-5-AMB-0
Lab Order:	C1002005	**Tag Number:**	244,253
Project:	St. Paul Street	**Collection Date:**	1/27/2010
Lab ID:	C1002005-008A	**Matrix:**	AIR

Analyses	Result	**Limit	Qual	Units	DF	Date Analyzed
1UG/M3 W/ 0.25UG/M3 CT-TCE-VC		**TO-15**				Analyst: LL
Freon 12	2.0	0.75		ug/m3	1	2/1/2010 11:54:00 PM
Heptane	0.79	0.62		ug/m3	1	2/1/2010 11:54:00 PM
Hexachloro-1,3-butadiene	< 1.6	1.6		ug/m3	1	2/1/2010 11:54:00 PM
Hexane	1.8	0.54		ug/m3	1	2/1/2010 11:54:00 PM
Isopropyl alcohol	3.1	0.37		ug/m3	1	2/1/2010 11:54:00 PM
m&p-Xylene	4.0	1.3		ug/m3	1	2/1/2010 11:54:00 PM
Methyl Butyl Ketone	< 1.2	1.2		ug/m3	1	2/1/2010 11:54:00 PM
Methyl Ethyl Ketone	1.1	0.90		ug/m3	1	2/1/2010 11:54:00 PM
Methyl Isobutyl Ketone	< 1.2	1.2		ug/m3	1	2/1/2010 11:54:00 PM
Methyl tert-butyl ether	< 0.55	0.55		ug/m3	1	2/1/2010 11:54:00 PM
Methylene chloride	3.2	0.53		ug/m3	1	2/1/2010 11:54:00 PM
o-Xylene	6.2	0.66		ug/m3	1	2/1/2010 11:54:00 PM
Propylene	< 0.26	0.26		ug/m3	1	2/1/2010 11:54:00 PM
Styrene	< 0.65	0.65		ug/m3	1	2/1/2010 11:54:00 PM
Tetrachloroethylene	41	10		ug/m3	10	2/2/2010 7:19:00 PM
Tetrahydrofuran	< 0.45	0.45		ug/m3	1	2/1/2010 11:54:00 PM
Toluene	7.2	0.57		ug/m3	1	2/1/2010 11:54:00 PM
trans-1,2-Dichloroethene	< 0.60	0.60		ug/m3	1	2/1/2010 11:54:00 PM
trans-1,3-Dichloropropene	< 0.69	0.69		ug/m3	1	2/1/2010 11:54:00 PM
Trichloroethene	3.9	0.22		ug/m3	1	2/1/2010 11:54:00 PM
Vinyl acetate	< 0.54	0.54		ug/m3	1	2/1/2010 11:54:00 PM
Vinyl Bromide	< 0.67	0.67		ug/m3	1	2/1/2010 11:54:00 PM
Vinyl chloride	0.23	0.10		ug/m3	1	2/1/2010 11:54:00 PM

NOTES:

* Based on the chromatographic evidence, it appears that the contamination is from a fuel.

Surrogate reported in original analysis and dilutions.

Qualifiers:	**	Reporting Limit	.	Results reported are not blank corrected
	B	Analyte detected in the associated Method Blank	E	Value above quantitation range
	H	Holding times for preparation or analysis exceeded	J	Analyte detected at or below quantitation limits
	JN	Non-routine analyte. Quantitation estimated.	ND	Not Detected at the Reporting Limit
	S	Spike Recovery outside accepted recovery limits		

Centek Laboratories, LLC

Date: *31-Mar-10*

CLIENT:	LaBella Associates, Pc	**Client Sample ID:**	690-SV-2 -0
Lab Order:	C1002005	**Tag Number:**	410,401
Project:	St. Paul Street	**Collection Date:**	1/27/2010
Lab ID:	C1002005-009A	**Matrix:**	AIR

Analyses	Result	**Limit	Qual	Units	DF	Date Analyzed
1UG/M3 BY METHOD TO15		**TO-15**				Analyst: LL
1,1,1-Trichloroethane	< 0.83	0.83		ug/m3	1	2/2/2010 6:41:00 AM
1,1,2,2-Tetrachloroethane	< 1.0	1.0		ug/m3	1	2/2/2010 6:41:00 AM
1,1,2-Trichloroethane	< 0.83	0.83		ug/m3	1	2/2/2010 6:41:00 AM
1,1-Dichloroethane	< 0.62	0.62		ug/m3	1	2/2/2010 6:41:00 AM
1,1-Dichloroethene	< 0.60	0.60		ug/m3	1	2/2/2010 6:41:00 AM
1,2,4-Trichlorobenzene	< 1.1	1.1		ug/m3	1	2/2/2010 6:41:00 AM
1,2,4-Trimethylbenzene	1.6 S	0.75		ug/m3	1	2/2/2010 6:41:00 AM
1,2-Dibromoethane	< 1.2	1.2		ug/m3	1	2/2/2010 6:41:00 AM
1,2-Dichlorobenzene	< 0.92	0.92		ug/m3	1	2/2/2010 6:41:00 AM
1,2-Dichloroethane	< 0.62	0.62		ug/m3	1	2/2/2010 6:41:00 AM
1,2-Dichloropropane	< 0.70	0.70		ug/m3	1	2/2/2010 6:41:00 AM
1,3,5-Trimethylbenzene	0.65 S	0.75	J	ug/m3	1	2/2/2010 6:41:00 AM
1,3-butadiene	< 0.34	0.34		ug/m3	1	2/2/2010 6:41:00 AM
1,3-Dichlorobenzene	< 0.92	0.92		ug/m3	1	2/2/2010 6:41:00 AM
1,4-Dichlorobenzene	< 0.92	0.92		ug/m3	1	2/2/2010 6:41:00 AM
1,4-Dioxane	< 1.1	1.1		ug/m3	1	2/2/2010 6:41:00 AM
2,2,4-trimethylpentane	< 0.71	0.71		ug/m3	1	2/2/2010 6:41:00 AM
4-ethyltoluene	0.60 S	0.75	J	ug/m3	1	2/2/2010 6:41:00 AM
Acetone	14	7.2		ug/m3	10	2/2/2010 10:01:00 AM
Allyl chloride	< 0.48	0.48		ug/m3	1	2/2/2010 6:41:00 AM
Benzene	0.52	0.49		ug/m3	1	2/2/2010 6:41:00 AM
Benzyl chloride	< 0.86	0.86		ug/m3	1	2/2/2010 6:41:00 AM
Bromodichloromethane	< 1.0	1.0		ug/m3	1	2/2/2010 6:41:00 AM
Bromoform	< 1.6	1.6		ug/m3	1	2/2/2010 6:41:00 AM
Bromomethane	< 0.59	0.59		ug/m3	1	2/2/2010 6:41:00 AM
Carbon disulfide	0.82	0.47		ug/m3	1	2/2/2010 6:41:00 AM
Carbon tetrachloride	0.32	0.96	J	ug/m3	1	2/2/2010 6:41:00 AM
Chlorobenzene	< 0.70	0.70		ug/m3	1	2/2/2010 6:41:00 AM
Chloroethane	< 0.40	0.40		ug/m3	1	2/2/2010 6:41:00 AM
Chloroform	0.89	0.74		ug/m3	1	2/2/2010 6:41:00 AM
Chloromethane	0.59	0.31		ug/m3	1	2/2/2010 6:41:00 AM
cis-1,2-Dichloroethene	1.2	0.60		ug/m3	1	2/2/2010 6:41:00 AM
cis-1,3-Dichloropropene	< 0.69	0.69		ug/m3	1	2/2/2010 6:41:00 AM
Cyclohexane	0.42	0.52	J	ug/m3	1	2/2/2010 6:41:00 AM
Dibromochloromethane	< 1.3	1.3		ug/m3	1	2/2/2010 6:41:00 AM
Ethyl acetate	1.1	0.92		ug/m3	1	2/2/2010 6:41:00 AM
Ethylbenzene	2.5 S	0.86		ug/m3	1	2/2/2010 6:41:00 AM
Freon 11	1.5	0.86		ug/m3	1	2/2/2010 6:41:00 AM
Freon 113	< 1.2	1.2		ug/m3	1	2/2/2010 6:41:00 AM
Freon 114	< 1.1	1.1		ug/m3	1	2/2/2010 6:41:00 AM

Qualifiers:

- ** Reporting Limit
- B Analyte detected in the associated Method Blank
- H Holding times for preparation or analysis exceeded
- J Non-routine analyte. Quantitation estimated.
- S Spike Recovery outside accepted recovery limits
- . Results reported are not blank corrected
- E Value above quantitation range
- J Analyte detected at or below quantitation limits
- ND Not Detected at the Reporting Limit

Centek Laboratories, LLC

Date: *31-Mar-10*

CLIENT:	LaBella Associates, Pc	**Client Sample ID:**	690-SV-2 -0
Lab Order:	C1002005	**Tag Number:**	410,401
Project:	St. Paul Street	**Collection Date:**	1/27/2010
Lab ID:	C1002005-009A	**Matrix:**	AIR

Analyses	Result	**Limit	Qual	Units	DF	Date Analyzed
1UG/M3 BY METHOD TO15		**TO-15**				Analyst: LL
Freon 12	3.4	0.75		ug/m3	1	2/2/2010 6:41:00 AM
Heptane	0.75	0.62		ug/m3	1	2/2/2010 6:41:00 AM
Hexachloro-1,3-butadiene	< 1.6	1.6		ug/m3	1	2/2/2010 6:41:00 AM
Hexane	1.7	0.54		ug/m3	1	2/2/2010 6:41:00 AM
Isopropyl alcohol	< 0.37	0.37		ug/m3	1	2/2/2010 6:41:00 AM
m&p-Xylene	4.2 J	1.3		ug/m3	1	2/2/2010 6:41:00 AM
Methyl Butyl Ketone	< 1.2	1.2		ug/m3	1	2/2/2010 6:41:00 AM
Methyl Ethyl Ketone	2.8	0.90		ug/m3	1	2/2/2010 6:41:00 AM
Methyl Isobutyl Ketone	0.46 J	1.2	J	ug/m3	1	2/2/2010 6:41:00 AM
Methyl tert-butyl ether	< 0.55	0.55		ug/m3	1	2/2/2010 6:41:00 AM
Methylene chloride	6.7	0.53		ug/m3	1	2/2/2010 6:41:00 AM
o-Xylene	1.6 J	0.66		ug/m3	1	2/2/2010 6:41:00 AM
Propylene	< 0.26	0.26		ug/m3	1	2/2/2010 6:41:00 AM
Styrene	1.4 J	0.65		ug/m3	1	2/2/2010 6:41:00 AM
Tetrachloroethylene	< 1.0	1.0		ug/m3	1	2/2/2010 6:41:00 AM
Tetrahydrofuran	< 0.45	0.45		ug/m3	1	2/2/2010 6:41:00 AM
Toluene	3.0 J	0.57		ug/m3	1	2/2/2010 6:41:00 AM
trans-1,2-Dichloroethene	< 0.60	0.60		ug/m3	1	2/2/2010 6:41:00 AM
trans-1,3-Dichloropropene	< 0.69	0.69		ug/m3	1	2/2/2010 6:41:00 AM
Trichloroethene	2.9	0.82		ug/m3	1	2/2/2010 6:41:00 AM
Vinyl acetate	< 0.54	0.54		ug/m3	1	2/2/2010 6:41:00 AM
Vinyl Bromide	< 0.67	0.67		ug/m3	1	2/2/2010 6:41:00 AM
Vinyl chloride	< 0.39	0.39		ug/m3	1	2/2/2010 6:41:00 AM

NOTES:

* Based on the chromatographic evidence, it appears that the contamination is from a fuel.

Surrogate reported in original analysis and dilutions.

Qualifiers:

**	Reporting Limit
B	Analyte detected in the associated Method Blank
H	Holding times for preparation or analysis exceeded
N	Non-routine analyte. Quantitation estimated.
S	Spike Recovery outside accepted recovery limits
.	Results reported are not blank corrected
E	Value above quantitation range
J	Analyte detected at or below quantitation limits
ND	Not Detected at the Reporting Limit

Centek Laboratories, LLC

Date: *31-Mar-10*

CLIENT:	LaBella Associates, Pc	**Client Sample ID:**	690-SV-2-AMB-0
Lab Order:	C1002005	**Tag Number:**	486,454
Project:	St. Paul Street	**Collection Date:**	1/27/2010
Lab ID:	C1002005-010A	**Matrix:**	AIR

Analyses	Result	**Limit	Qual	Units	DF	Date Analyzed
1UG/M3 W/ 0.25UG/M3 CT-TCE-VC		**TO-15**				**Analyst: LL**
1,1,1-Trichloroethane	< 0.83	0.83		ug/m3	1	2/2/2010 9:26:00 PM
1,1,2,2-Tetrachloroethane	< 1.0	1.0		ug/m3	1	2/2/2010 9:26:00 PM
1,1,2-Trichloroethane	< 0.83	0.83		ug/m3	1	2/2/2010 9:26:00 PM
1,1-Dichloroethane	< 0.62	0.62		ug/m3	1	2/2/2010 9:26:00 PM
1,1-Dichloroethene	< 0.60	0.60		ug/m3	1	2/2/2010 9:26:00 PM
1,2,4-Trichlorobenzene	< 1.1	1.1		ug/m3	1	2/2/2010 9:26:00 PM
1,2,4-Trimethylbenzene	0.60 J	0.75	J	ug/m3	1	2/2/2010 9:26:00 PM
1,2-Dibromoethane	< 1.2	1.2		ug/m3	1	2/2/2010 9:26:00 PM
1,2-Dichlorobenzene	< 0.92	0.92		ug/m3	1	2/2/2010 9:26:00 PM
1,2-Dichloroethane	< 0.62	0.62		ug/m3	1	2/2/2010 9:26:00 PM
1,2-Dichloropropane	< 0.70	0.70		ug/m3	1	2/2/2010 9:26:00 PM
1,3,5-Trimethylbenzene	< 0.75	0.75		ug/m3	1	2/2/2010 9:26:00 PM
1,3-butadiene	< 0.34	0.34		ug/m3	1	2/2/2010 9:26:00 PM
1,3-Dichlorobenzene	< 0.92	0.92		ug/m3	1	2/2/2010 9:26:00 PM
1,4-Dichlorobenzene	< 0.92	0.92		ug/m3	1	2/2/2010 9:26:00 PM
1,4-Dioxane	< 1.1	1.1		ug/m3	1	2/2/2010 9:26:00 PM
2,2,4-trimethylpentane	< 0.71	0.71		ug/m3	1	2/2/2010 9:26:00 PM
4-ethyltoluene	< 0.75	0.75		ug/m3	1	2/2/2010 9:26:00 PM
Acetone	16	7.2		ug/m3	10	2/2/2010 11:08:00 PM
Allyl chloride	< 0.48	0.48		ug/m3	1	2/2/2010 9:26:00 PM
Benzene	0.81	0.49		ug/m3	1	2/2/2010 9:26:00 PM
Benzyl chloride	< 0.88	0.88		ug/m3	1	2/2/2010 9:26:00 PM
Bromodichloromethane	< 1.0	1.0		ug/m3	1	2/2/2010 9:26:00 PM
Bromoform	< 1.6	1.6		ug/m3	1	2/2/2010 9:26:00 PM
Bromomethane	< 0.59	0.59		ug/m3	1	2/2/2010 9:26:00 PM
Carbon disulfide	< 0.47	0.47		ug/m3	1	2/2/2010 9:26:00 PM
Carbon tetrachloride	0.32	0.26		ug/m3	1	2/2/2010 9:26:00 PM
Chlorobenzene	< 0.70	0.70		ug/m3	1	2/2/2010 9:26:00 PM
Chloroethane	< 0.40	0.40		ug/m3	1	2/2/2010 9:26:00 PM
Chloroform	< 0.74	0.74		ug/m3	1	2/2/2010 9:26:00 PM
Chloromethane	0.67	0.31		ug/m3	1	2/2/2010 9:26:00 PM
cis-1,2-Dichloroethene	< 0.60	0.60		ug/m3	1	2/2/2010 9:26:00 PM
cis-1,3-Dichloropropene	< 0.69	0.69		ug/m3	1	2/2/2010 9:26:00 PM
Cyclohexane	< 0.52	0.52		ug/m3	1	2/2/2010 9:26:00 PM
Dibromochloromethane	< 1.3	1.3		ug/m3	1	2/2/2010 9:26:00 PM
Ethyl acetate	< 0.92	0.92		ug/m3	1	2/2/2010 9:26:00 PM
Ethylbenzene	0.53	0.66	J	ug/m3	1	2/2/2010 9:26:00 PM
Freon 11	1.1	0.86		ug/m3	1	2/2/2010 9:26:00 PM
Freon 113	< 1.2	1.2		ug/m3	1	2/2/2010 9:26:00 PM
Freon 114	< 1.1	1.1		ug/m3	1	2/2/2010 9:26:00 PM

Qualifiers:

- ** Reporting Limit
- B Analyte detected in the associated Method Blank
- H Holding times for preparation or analysis exceeded
- N Non-routine analyte. Quantitation estimated.
- S Spike Recovery outside accepted recovery limits
- . Results reported are not blank corrected
- E Value above quantitation range
- J Analyte detected at or below quantitation limits
- ND Not Detected at the Reporting Limit

Centek Laboratories, LLC

Date: *31-Mar-10*

CLIENT:	LaBella Associates, Pc	**Client Sample ID:**	690-SV-2-AMB-0
Lab Order:	C1002005	**Tag Number:**	486,454
Project:	St. Paul Street	**Collection Date:**	1/27/2010
Lab ID:	C1002005-010A	**Matrix:**	AIR

Analyses	Result	**Limit	Qual	Units	DF	Date Analyzed
1UG/M3 W/ 0.25UG/M3 CT-TCE-VC		**TO-15**				Analyst: LL
Freon 12	2.0	0.75		ug/m3	1	2/2/2010 9:26:00 PM
Heptane	0.62	0.62		ug/m3	1	2/2/2010 9:26:00 PM
Hexachloro-1,3-butadiene	< 1.6 U5	1.6		ug/m3	1	2/2/2010 9:26:00 PM
Hexane	1.0	0.54		ug/m3	1	2/2/2010 9:26:00 PM
Isopropyl alcohol	3.2	0.37		ug/m3	1	2/2/2010 9:26:00 PM
m&p-Xylene	1.5	1.3		ug/m3	1	2/2/2010 9:26:00 PM
Methyl Butyl Ketone	< 1.2	1.2		ug/m3	1	2/2/2010 9:26:00 PM
Methyl Ethyl Ketone	1.2	0.90		ug/m3	1	2/2/2010 9:26:00 PM
Methyl Isobutyl Ketone	< 1.2	1.2		ug/m3	1	2/2/2010 9:26:00 PM
Methyl tert-butyl ether	< 0.55	0.55		ug/m3	1	2/2/2010 9:26:00 PM
Methylene chloride	1.1	0.53		ug/m3	1	2/2/2010 9:26:00 PM
o-Xylene	0.44	0.66	J	ug/m3	1	2/2/2010 9:26:00 PM
Propylene	< 0.26	0.26		ug/m3	1	2/2/2010 9:26:00 PM
Styrene	< 0.65	0.65		ug/m3	1	2/2/2010 9:26:00 PM
Tetrachloroethylene	< 1.0	1.0		ug/m3	1	2/2/2010 9:26:00 PM
Tetrahydrofuran	< 0.45	0.45		ug/m3	1	2/2/2010 9:26:00 PM
Toluene	2.4	0.57		ug/m3	1	2/2/2010 9:26:00 PM
trans-1,2-Dichloroethene	< 0.60	0.60		ug/m3	1	2/2/2010 9:26:00 PM
trans-1,3-Dichloropropene	< 0.69	0.69		ug/m3	1	2/2/2010 9:26:00 PM
Trichloroethene	0.49	0.22		ug/m3	1	2/2/2010 9:26:00 PM
Vinyl acetate	< 0.54	0.54		ug/m3	1	2/2/2010 9:26:00 PM
Vinyl Bromide	< 0.67	0.67		ug/m3	1	2/2/2010 9:26:00 PM
Vinyl chloride	< 0.10	0.10		ug/m3	1	2/2/2010 9:26:00 PM

Qualifiers:

**	Reporting Limit
B	Analyte detected in the associated Method Blank
H	Holding times for preparation or analysis exceeded
N	Non-routine analyte. Quantitation estimated.
S	Spike Recovery outside accepted recovery limits
.	Results reported are not blank corrected
E	Value above quantitation range
J	Analyte detected at or below quantitation limits
ND	Not Detected at the Reporting Limit

Centek Laboratories, LLC

Date: *31-Mar-10*

CLIENT:	LaBella Associates, Pc	**Client Sample ID:**	690-SV-1-0
Lab Order:	C1002005	**Tag Number:**	358,181
Project:	St. Paul Street	**Collection Date:**	1/27/2010
Lab ID:	C1002005-011A	**Matrix:**	AIR

Analyses	Result	**Limit	Qual	Units	DF	Date Analyzed
1UG/M3 BY METHOD TO15		**TO-15**				Analyst: **LL**
1,1,1-Trichloroethane	5.7	0.83		ug/m3	1	2/2/2010 7:15:00 AM
1,1,2,2-Tetrachloroethane	< 1.0	1.0		ug/m3	1	2/2/2010 7:15:00 AM
1,1,2-Trichloroethane	< 0.83	0.83		ug/m3	1	2/2/2010 7:15:00 AM
1,1-Dichloroethane	< 0.62	0.62		ug/m3	1	2/2/2010 7:15:00 AM
1,1-Dichloroethene	< 0.60	0.60		ug/m3	1	2/2/2010 7:15:00 AM
1,2,4-Trichlorobenzene	< 1.1	1.1		ug/m3	1	2/2/2010 7:15:00 AM
1,2,4-Trimethylbenzene	0.70 J	0.75	J	ug/m3	1	2/2/2010 7:15:00 AM
1,2-Dibromoethane	< 1.2	1.2		ug/m3	1	2/2/2010 7:15:00 AM
1,2-Dichlorobenzene	< 0.92	0.92		ug/m3	1	2/2/2010 7:15:00 AM
1,2-Dichloroethane	< 0.62	0.62		ug/m3	1	2/2/2010 7:15:00 AM
1,2-Dichloropropane	< 0.70	0.70		ug/m3	1	2/2/2010 7:15:00 AM
1,3,5-Trimethylbenzene	< 0.75	0.75		ug/m3	1	2/2/2010 7:15:00 AM
1,3-butadiene	< 0.34	0.34		ug/m3	1	2/2/2010 7:15:00 AM
1,3-Dichlorobenzene	< 0.92	0.92		ug/m3	1	2/2/2010 7:15:00 AM
1,4-Dichlorobenzene	< 0.92	0.92		ug/m3	1	2/2/2010 7:15:00 AM
1,4-Dioxane	< 1.1	1.1		ug/m3	1	2/2/2010 7:15:00 AM
2,2,4-trimethylpentane	< 0.71	0.71		ug/m3	1	2/2/2010 7:15:00 AM
4-ethyltoluene	< 0.75	0.75		ug/m3	1	2/2/2010 7:15:00 AM
Acetone	19	7.2		ug/m3	10	2/2/2010 1:37:00 PM
Allyl chloride	< 0.48	0.48		ug/m3	1	2/2/2010 7:15:00 AM
Benzene	0.65	0.49		ug/m3	1	2/2/2010 7:15:00 AM
Benzyl chloride	< 0.88	0.88		ug/m3	1	2/2/2010 7:15:00 AM
Bromodichloromethane	< 1.0	1.0		ug/m3	1	2/2/2010 7:15:00 AM
Bromoform	< 1.6	1.6		ug/m3	1	2/2/2010 7:15:00 AM
Bromomethane	< 0.59	0.59		ug/m3	1	2/2/2010 7:15:00 AM
Carbon disulfide	1.0	0.47		ug/m3	1	2/2/2010 7:15:00 AM
Carbon tetrachloride	0.26	0.96	J	ug/m3	1	2/2/2010 7:15:00 AM
Chlorobenzene	< 0.70	0.70		ug/m3	1	2/2/2010 7:15:00 AM
Chloroethane	< 0.40	0.40		ug/m3	1	2/2/2010 7:15:00 AM
Chloroform	0.55	0.74	J	ug/m3	1	2/2/2010 7:15:00 AM
Chloromethane	0.80	0.31		ug/m3	1	2/2/2010 7:15:00 AM
cis-1,2-Dichloroethene	0.69	0.60		ug/m3	1	2/2/2010 7:15:00 AM
cis-1,3-Dichloropropene	< 0.69	0.69		ug/m3	1	2/2/2010 7:15:00 AM
Cyclohexane	1.3	0.52		ug/m3	1	2/2/2010 7:15:00 AM
Dibromochloromethane	< 1.3	1.3		ug/m3	1	2/2/2010 7:15:00 AM
Ethyl acetate	0.59	0.92	J	ug/m3	1	2/2/2010 7:15:00 AM
Ethylbenzene	4.5 J	0.66		ug/m3	1	2/2/2010 7:15:00 AM
Freon 11	1.7	0.86		ug/m3	1	2/2/2010 7:15:00 AM
Freon 113	0.86	1.2	J	ug/m3	1	2/2/2010 7:15:00 AM
Freon 114	< 1.1	1.1		ug/m3	1	2/2/2010 7:15:00 AM

Qualifiers:

- ** Reporting Limit
- B Analyte detected in the associated Method Blank
- H Holding times for preparation or analysis exceeded
- N Non-routine analyte. Quantitation estimated.
- S Spike Recovery outside accepted recovery limits
- . Results reported are not blank corrected
- E Value above quantitation range
- J Analyte detected at or below quantitation limits
- ND Not Detected at the Reporting Limit

Centek Laboratories, LLC

Date: *31-Mar-10*

CLIENT:	LaBella Associates, Pc	**Client Sample ID:**	690-SV-1-0
Lab Order:	C1002005	**Tag Number:**	358,181
Project:	St. Paul Street	**Collection Date:**	1/27/2010
Lab ID:	C1002005-011A	**Matrix:**	AIR

Analyses	Result	**Limit	Qual	Units	DF	Date Analyzed
1UG/M3 BY METHOD TO15		**TO-15**				**Analyst: LL**
Freon 12	3.8	0.75		ug/m3	1	2/2/2010 7:15:00 AM
Heptane	2.4	0.62		ug/m3	1	2/2/2010 7:15:00 AM
Hexachloro-1,3-butadiene	< 1.6	1.6		ug/m3	1	2/2/2010 7:15:00 AM
Hexane	4.2	0.54		ug/m3	1	2/2/2010 7:15:00 AM
Isopropyl alcohol	5.2	3.7		ug/m3	10	2/2/2010 1:37:00 PM
m&p-Xylene	5.3	1.3	J	ug/m3	1	2/2/2010 7:15:00 AM
Methyl Butyl Ketone	< 1.2	1.2		ug/m3	1	2/2/2010 7:15:00 AM
Methyl Ethyl Ketone	3.2	0.90		ug/m3	1	2/2/2010 7:15:00 AM
Methyl Isobutyl Ketone	< 1.2	1.2		ug/m3	1	2/2/2010 7:15:00 AM
Methyl tert-butyl ether	< 0.55	0.55		ug/m3	1	2/2/2010 7:15:00 AM
Methylene chloride	3.7	0.53		ug/m3	1	2/2/2010 7:15:00 AM
o-Xylene	1.6	0.66	J	ug/m3	1	2/2/2010 7:15:00 AM
Propylene	< 0.26	0.26		ug/m3	1	2/2/2010 7:15:00 AM
Styrene	0.91	0.65	J	ug/m3	1	2/2/2010 7:15:00 AM
Tetrachloroethylene	< 1.0	1.0		ug/m3	1	2/2/2010 7:15:00 AM
Tetrahydrofuran	< 0.45	0.45		ug/m3	1	2/2/2010 7:15:00 AM
Toluene	4.7	0.57	J	ug/m3	1	2/2/2010 7:15:00 AM
trans-1,2-Dichloroethene	< 0.60	0.60		ug/m3	1	2/2/2010 7:15:00 AM
trans-1,3-Dichloropropene	< 0.69	0.69		ug/m3	1	2/2/2010 7:15:00 AM
Trichloroethene	2.1	0.82		ug/m3	1	2/2/2010 7:15:00 AM
Vinyl acetate	< 0.54	0.54		ug/m3	1	2/2/2010 7:15:00 AM
Vinyl Bromide	< 0.67	0.67		ug/m3	1	2/2/2010 7:15:00 AM
Vinyl chloride	< 0.39	0.39		ug/m3	1	2/2/2010 7:15:00 AM

NOTES:

* Based on the chromatographic evidence, it appears that the contamination is from a fuel.

Surrogate reported in original analysis and dilutions.

Qualifiers:	** Reporting Limit	.	Results reported are not blank corrected
	B Analyte detected in the associated Method Blank	E	Value above quantitation range
	H Holding times for preparation or analysis exceeded	J	Analyte detected at or below quantitation limits
	N Non-routine analyte. Quantitation estimated.	ND	Not Detected at the Reporting Limit
	S Spike Recovery outside accepted recovery limits		

Centek Laboratories, LLC

Date: *31-Mar-10*

CLIENT:	LaBella Associates, Pc	**Client Sample ID:**	690-SV-1-AMB-0
Lab Order:	C1002005	**Tag Number:**	326,79
Project:	St. Paul Street	**Collection Date:**	1/27/2010
Lab ID:	C1002005-012A	**Matrix:**	AIR

Analyses	Result	**Limit	Qual	Units	DF	Date Analyzed
1UG/M3 W/ 0.25UG/M3 CT-TCE-VC		**TO-15**				Analyst: LL
1,1,1-Trichloroethane	< 0.83	0.83		ug/m3	1	2/2/2010 12:27:00 AM
1,1,2,2-Tetrachloroethane	< 1.0	1.0		ug/m3	1	2/2/2010 12:27:00 AM
1,1,2-Trichloroethane	< 0.83	0.83		ug/m3	1	2/2/2010 12:27:00 AM
1,1-Dichloroethane	< 0.62	0.62		ug/m3	1	2/2/2010 12:27:00 AM
1,1-Dichloroethene	< 0.60	0.60		ug/m3	1	2/2/2010 12:27:00 AM
1,2,4-Trichlorobenzene	< 1.1	1.1		ug/m3	1	2/2/2010 12:27:00 AM
1,2,4-Trimethylbenzene	0.50	0.75	J	ug/m3	1	2/2/2010 12:27:00 AM
1,2-Dibromoethane	< 1.2	1.2		ug/m3	1	2/2/2010 12:27:00 AM
1,2-Dichlorobenzene	< 0.92	0.92		ug/m3	1	2/2/2010 12:27:00 AM
1,2-Dichloroethane	< 0.62	0.62		ug/m3	1	2/2/2010 12:27:00 AM
1,2-Dichloropropane	< 0.70	0.70		ug/m3	1	2/2/2010 12:27:00 AM
1,3,5-Trimethylbenzene	< 0.75	0.75		ug/m3	1	2/2/2010 12:27:00 AM
1,3-butadiene	< 0.34	0.34		ug/m3	1	2/2/2010 12:27:00 AM
1,3-Dichlorobenzene	< 0.92	0.92		ug/m3	1	2/2/2010 12:27:00 AM
1,4-Dichlorobenzene	< 0.92	0.92		ug/m3	1	2/2/2010 12:27:00 AM
1,4-Dioxane	< 1.1	1.1		ug/m3	1	2/2/2010 12:27:00 AM
2,2,4-trimethylpentane	< 0.71	0.71		ug/m3	1	2/2/2010 12:27:00 AM
4-ethyltoluene	< 0.75	0.75		ug/m3	1	2/2/2010 12:27:00 AM
Acetone	12	3.6		ug/m3	5	2/2/2010 8:21:00 PM
Allyl chloride	< 0.48	0.48		ug/m3	1	2/2/2010 12:27:00 AM
Benzene	0.71	0.49		ug/m3	1	2/2/2010 12:27:00 AM
Benzyl chloride	< 0.88	0.88		ug/m3	1	2/2/2010 12:27:00 AM
Bromodichloromethane	< 1.0	1.0		ug/m3	1	2/2/2010 12:27:00 AM
Bromoform	< 1.6	1.6		ug/m3	1	2/2/2010 12:27:00 AM
Bromomethane	< 0.59	0.59		ug/m3	1	2/2/2010 12:27:00 AM
Carbon disulfide	< 0.47	0.47		ug/m3	1	2/2/2010 12:27:00 AM
Carbon tetrachloride	0.38	0.26		ug/m3	1	2/2/2010 12:27:00 AM
Chlorobenzene	< 0.70	0.70		ug/m3	1	2/2/2010 12:27:00 AM
Chloroethane	< 0.40	0.40		ug/m3	1	2/2/2010 12:27:00 AM
Chloroform	< 0.74	0.74		ug/m3	1	2/2/2010 12:27:00 AM
Chloromethane	0.69	0.31		ug/m3	1	2/2/2010 12:27:00 AM
cis-1,2-Dichloroethene	< 0.60	0.60		ug/m3	1	2/2/2010 12:27:00 AM
cis-1,3-Dichloropropene	< 0.69	0.69		ug/m3	1	2/2/2010 12:27:00 AM
Cyclohexane	0.45	0.52	J	ug/m3	1	2/2/2010 12:27:00 AM
Dibromochloromethane	< 1.3	1.3		ug/m3	1	2/2/2010 12:27:00 AM
Ethyl acetate	< 0.92	0.92		ug/m3	1	2/2/2010 12:27:00 AM
Ethylbenzene	0.53	0.66	J	ug/m3	1	2/2/2010 12:27:00 AM
Freon 11	1.1	0.86		ug/m3	1	2/2/2010 12:27:00 AM
Freon 113	< 1.2	1.2		ug/m3	1	2/2/2010 12:27:00 AM
Freon 114	< 1.1	1.1		ug/m3	1	2/2/2010 12:27:00 AM

Qualifiers:

- ** Reporting Limit
- B Analyte detected in the associated Method Blank
- H Holding times for preparation or analysis exceeded
- N Non-routine analyte. Quantitation estimated.
- S Spike Recovery outside accepted recovery limits
- . Results reported are not blank corrected
- E Value above quantitation range
- J Analyte detected at or below quantitation limits
- ND Not Detected at the Reporting Limit

1/29/2010

All target detected analytes should be "J".

Centek Laboratories, LLC

Date: *31-Mar-10*

CLIENT:	LaBella Associates, Pc	**Client Sample ID:**	690-SV-1-AMB-0
Lab Order:	C1002005	**Tag Number:**	326,79
Project:	St. Paul Street	**Collection Date:**	1/27/2010
Lab ID:	C1002005-012A	**Matrix:**	AIR

Analyses	Result	**Limit	Qual	Units	DF	Date Analyzed
1UG/M3 W/ 0.25UG/M3 CT-TCE-VC		**TO-15**				Analyst: **LL**
Freon 12	2.1	0.75		ug/m3	1	2/2/2010 12:27:00 AM
Heptane	0.67	0.62		ug/m3	1	2/2/2010 12:27:00 AM
Hexachloro-1,3-butadiene	< 1.6	1.6		ug/m3	1	2/2/2010 12:27:00 AM
Hexane	1.4	0.54		ug/m3	1	2/2/2010 12:27:00 AM
Isopropyl alcohol	3.9	0.37		ug/m3	1	2/2/2010 12:27:00 AM
m&p-Xylene	1.5	1.3		ug/m3	1	2/2/2010 12:27:00 AM
Methyl Butyl Ketone	< 1.2	1.2		ug/m3	1	2/2/2010 12:27:00 AM
Methyl Ethyl Ketone	0.99	0.90		ug/m3	1	2/2/2010 12:27:00 AM
Methyl Isobutyl Ketone	< 1.2	1.2		ug/m3	1	2/2/2010 12:27:00 AM
Methyl tert-butyl ether	< 0.55	0.55		ug/m3	1	2/2/2010 12:27:00 AM
Methylene chloride	0.81	0.53		ug/m3	1	2/2/2010 12:27:00 AM
o-Xylene	0.44	0.66	J	ug/m3	1	2/2/2010 12:27:00 AM
Propylene	< 0.26	0.26		ug/m3	1	2/2/2010 12:27:00 AM
Styrene	< 0.65	0.65		ug/m3	1	2/2/2010 12:27:00 AM
Tetrachloroethylene	< 1.0	1.0		ug/m3	1	2/2/2010 12:27:00 AM
Tetrahydrofuran	< 0.45	0.45		ug/m3	1	2/2/2010 12:27:00 AM
Toluene	3.4	0.57		ug/m3	1	2/2/2010 12:27:00 AM
trans-1,2-Dichloroethene	< 0.60	0.60		ug/m3	1	2/2/2010 12:27:00 AM
trans-1,3-Dichloropropene	< 0.69	0.69		ug/m3	1	2/2/2010 12:27:00 AM
Trichloroethene	1.3	0.22		ug/m3	1	2/2/2010 12:27:00 AM
Vinyl acetate	< 0.54	0.54		ug/m3	1	2/2/2010 12:27:00 AM
Vinyl Bromide	< 0.67	0.67		ug/m3	1	2/2/2010 12:27:00 AM
Vinyl chloride	< 0.10	0.10		ug/m3	1	2/2/2010 12:27:00 AM

All ~~target~~ detected analytes should be "J"

Qualifiers:	**	Reporting Limit	.	Results reported are not blank corrected
	B	Analyte detected in the associated Method Blank	E	Value above quantitation range
	H	Holding times for preparation or analysis exceeded	J	Analyte detected at or below quantitation limits
	N	Non-routine analyte. Quantitation estimated.	ND	Not Detected at the Reporting Limit
	S	Spike Recovery outside accepted recovery limits		

Centek Laboratories

Analytical Report
Date: *28-Apr-10*

CLIENT:	LaBella Associates, Pc	**Client Sample ID:**	690-SV-8 -0
Lab Order:	C1002005	**Tag Number:**	555,432
Project:	St. Paul Street	**Collection Date:**	1/27/2010
Lab ID:	C1002005-013A	**Matrix:**	AIR

Analyses	Result	**Limit	Qual	Units	DF	Date Analyzed
1UG/M3 BY METHOD TO15		**TO-15**				Analyst: LL
1,1,1-Trichloroethane	1.1	0.83		ug/m3	1	2/2/2010 7:50:00 AM
1,1,2,2-Tetrachloroethane	< 1.0	1.0		ug/m3	1	2/2/2010 7:50:00 AM
1,1,2-Trichloroethane	< 0.83	0.83		ug/m3	1	2/2/2010 7:50:00 AM
1,1-Dichloroethane	< 0.62	0.62		ug/m3	1	2/2/2010 7:50:00 AM
1,1-Dichloroethene	< 0.60	0.60		ug/m3	1	2/2/2010 7:50:00 AM
1,2,4-Trichlorobenzene	< 1.1	1.1		ug/m3	1	2/2/2010 7:50:00 AM
1,2,4-Trimethylbenzene	8.8 J	0.75		ug/m3	1	2/2/2010 7:50:00 AM
1,2-Dibromoethane	< 1.2	1.2		ug/m3	1	2/2/2010 7:50:00 AM
1,2-Dichlorobenzene	< 0.92	0.92		ug/m3	1	2/2/2010 7:50:00 AM
1,2-Dichloroethane	0.45	0.62	J	ug/m3	1	2/2/2010 7:50:00 AM
1,2-Dichloropropane	< 0.70	0.70		ug/m3	1	2/2/2010 7:50:00 AM
1,3,5-Trimethylbenzene	3.2 J	0.75		ug/m3	1	2/2/2010 7:50:00 AM
1,3-butadiene	< 0.34	0.34		ug/m3	1	2/2/2010 7:50:00 AM
1,3-Dichlorobenzene	< 0.92	0.92		ug/m3	1	2/2/2010 7:50:00 AM
1,4-Dichlorobenzene	< 0.92	0.92		ug/m3	1	2/2/2010 7:50:00 AM
1,4-Dioxane	< 1.1	1.1		ug/m3	1	2/2/2010 7:50:00 AM
2,2,4-trimethylpentane	1.9	0.71		ug/m3	1	2/2/2010 7:50:00 AM
4-ethyltoluene	1.9 J	0.75		ug/m3	1	2/2/2010 7:50:00 AM
Acetone	51	14		ug/m3	20	2/2/2010 6:16:00 PM
Allyl chloride	< 0.48	0.48		ug/m3	1	2/2/2010 7:50:00 AM
Benzene	2.7	0.49		ug/m3	1	2/2/2010 7:50:00 AM
Benzyl chloride	< 0.88	0.88		ug/m3	1	2/2/2010 7:50:00 AM
Bromodichloromethane	< 1.0	1.0		ug/m3	1	2/2/2010 7:50:00 AM
Bromoform	< 1.6	1.6		ug/m3	1	2/2/2010 7:50:00 AM
Bromomethane	< 0.59	0.59		ug/m3	1	2/2/2010 7:50:00 AM
Carbon disulfide	20	4.7		ug/m3	10	2/2/2010 2:10:00 PM
Carbon tetrachloride	< 0.96	0.96		ug/m3	1	2/2/2010 7:50:00 AM
Chlorobenzene	< 0.70	0.70		ug/m3	1	2/2/2010 7:50:00 AM
Chloroethane	0.43	0.40		ug/m3	1	2/2/2010 7:50:00 AM
Chloroform	1.5	0.74		ug/m3	1	2/2/2010 7:50:00 AM
Chloromethane	0.52	0.31		ug/m3	1	2/2/2010 7:50:00 AM
cis-1,2-Dichloroethene	1.4	0.60		ug/m3	1	2/2/2010 7:50:00 AM
cis-1,3-Dichloropropene	< 0.69	0.69		ug/m3	1	2/2/2010 7:50:00 AM
Cyclohexane	66	10		ug/m3	20	2/2/2010 6:16:00 PM
Dibromochloromethane	< 1.3	1.3		ug/m3	1	2/2/2010 7:50:00 AM
Ethyl acetate	1.4	0.92		ug/m3	1	2/2/2010 7:50:00 AM
Ethylbenzene	4.0 S	0.66		ug/m3	1	2/2/2010 7:50:00 AM
Freon 11	2.1	0.86		ug/m3	1	2/2/2010 7:50:00 AM

Qualifiers:

**	Reporting Limit
B	Analyte detected in the associated Method Blank
H	Holding times for preparation or analysis exceeded
JN	Non-routine analyte. Quantitation estimated.
S	Spike Recovery outside accepted recovery limits
.	Results reported are not blank corrected
E	Value above quantitation range
J	Analyte detected at or below quantitation limits
ND	Not Detected at the Reporting Limit

Centek Laboratories

Analytical Report

Date: *28-Apr-10*

CLIENT:	LaBella Associates, Pc	**Client Sample ID:**	690-SV-8 -0
Lab Order:	C1002005	**Tag Number:**	555,432
Project:	St. Paul Street	**Collection Date:**	1/27/2010
Lab ID:	C1002005-013A	**Matrix:**	AIR

Analyses	Result	**Limit	Qual	Units	DF	Date Analyzed
1UG/M3 BY METHOD TO15		**TO-15**				Analyst: LL
Freon 113	1.2	1.2		ug/m3	1	2/2/2010 7:50:00 AM
Freon 114	1.1	1.1		ug/m3	1	2/2/2010 7:50:00 AM
Freon 12	16	7.5		ug/m3	10	2/2/2010 2:10:00 PM
Heptane	8.7	6.2		ug/m3	10	2/2/2010 2:10:00 PM
Hexachloro-1,3-butadiene	< 1.6	1.6		ug/m3	1	2/2/2010 7:50:00 AM
Hexane	32	5.4		ug/m3	10	2/2/2010 2:10:00 PM
Isopropyl alcohol	15	3.7		ug/m3	10	2/2/2010 2:10:00 PM
m&p-Xylene	7.1 J	13	J	ug/m3	10	2/2/2010 2:10:00 PM
Methyl Butyl Ketone	< 1.2	1.2		ug/m3	1	2/2/2010 7:50:00 AM
Methyl Ethyl Ketone	3.9	0.90		ug/m3	1	2/2/2010 7:50:00 AM
Methyl Isobutyl Ketone	< 1.2	1.2		ug/m3	1	2/2/2010 7:50:00 AM
Methyl tert-butyl ether	< 0.55	0.55		ug/m3	1	2/2/2010 7:50:00 AM
Methylene chloride	8.5	5.3		ug/m3	10	2/2/2010 2:10:00 PM
o-Xylene	3.4 J	0.66		ug/m3	1	2/2/2010 7:50:00 AM
Propylene	< 0.26	0.26		ug/m3	1	2/2/2010 7:50:00 AM
Styrene	2.6 J	0.65		ug/m3	1	2/2/2010 7:50:00 AM
Tetrachloroethylene	< 1.0	1.0		ug/m3	1	2/2/2010 7:50:00 AM
Tetrahydrofuran	< 0.45	0.45		ug/m3	1	2/2/2010 7:50:00 AM
Toluene	5.2 J	0.57		ug/m3	1	2/2/2010 7:50:00 AM
trans-1,2-Dichloroethene	< 0.60	0.60		ug/m3	1	2/2/2010 7:50:00 AM
trans-1,3-Dichloropropene	< 0.69	0.69		ug/m3	1	2/2/2010 7:50:00 AM
Trichloroethene	3.6	0.82		ug/m3	1	2/2/2010 7:50:00 AM
Vinyl acetate	< 0.54	0.54		ug/m3	1	2/2/2010 7:50:00 AM
Vinyl Bromide	< 0.67	0.67		ug/m3	1	2/2/2010 7:50:00 AM
Vinyl chloride	< 0.39	0.39		ug/m3	1	2/2/2010 7:50:00 AM

NOTES:

* Based on the chromatographic evidence, it appears that the contamination is from a fuel.

Surrogate reported in original analysis and dilutions.

Qualifiers:

**	Reporting Limit	.	Results reported are not blank corrected
B	Analyte detected in the associated Method Blank	E	Value above quantitation range
H	Holding times for preparation or analysis exceeded	J	Analyte detected at or below quantitation limits
JN	Non-routine analyte. Quantitation estimated.	ND	Not Detected at the Reporting Limit
S	Spike Recovery outside accepted recovery limits		

Centek Laboratories, LLC

Date: *31-Mar-10*

CLIENT:	LaBella Associates, Pc	**Client Sample ID:**	690-SV-8-AMB-0
Lab Order:	C1002005	**Tag Number:**	360,380
Project:	St. Paul Street	**Collection Date:**	1/27/2010
Lab ID:	C1002005-014A	**Matrix:**	AIR

Analyses	Result	**Limit	Qual	Units	DF	Date Analyzed
1UG/M3 W/ 0.25UG/M3 CT-TCE-VC		**TO-15**				Analyst: **LL**
1,1,1-Trichloroethane	< 0.83	0.83		ug/m3	1	2/2/2010 1:33:00 AM
1,1,2,2-Tetrachloroethane	< 1.0	1.0		ug/m3	1	2/2/2010 1:33:00 AM
1,1,2-Trichloroethane	< 0.83	0.83		ug/m3	1	2/2/2010 1:33:00 AM
1,1-Dichloroethane	< 0.62	0.62		ug/m3	1	2/2/2010 1:33:00 AM
1,1-Dichloroethene	< 0.60	0.60		ug/m3	1	2/2/2010 1:33:00 AM
1,2,4-Trichlorobenzene	< 1.1	1.1		ug/m3	1	2/2/2010 1:33:00 AM
1,2,4-Trimethylbenzene	45	7.5		ug/m3	10	2/2/2010 2:42:00 PM
1,2-Dibromoethane	< 1.2	1.2		ug/m3	1	2/2/2010 1:33:00 AM
1,2-Dichlorobenzene	< 0.92	0.92		ug/m3	1	2/2/2010 1:33:00 AM
1,2-Dichloroethane	< 0.62	0.62		ug/m3	1	2/2/2010 1:33:00 AM
1,2-Dichloropropane	< 0.70	0.70		ug/m3	1	2/2/2010 1:33:00 AM
1,3,5-Trimethylbenzene	17	7.5		ug/m3	10	2/2/2010 2:42:00 PM
1,3-butadiene	< 0.34	0.34		ug/m3	1	2/2/2010 1:33:00 AM
1,3-Dichlorobenzene	< 0.92	0.92		ug/m3	1	2/2/2010 1:33:00 AM
1,4-Dichlorobenzene	< 0.92	0.92		ug/m3	1	2/2/2010 1:33:00 AM
1,4-Dioxane	< 1.1	1.1		ug/m3	1	2/2/2010 1:33:00 AM
2,2,4-trimethylpentane	< 0.71	0.71		ug/m3	1	2/2/2010 1:33:00 AM
4-ethyltoluene	7.5	7.5		ug/m3	10	2/2/2010 2:42:00 PM
Acetone	20	7.2		ug/m3	10	2/2/2010 2:42:00 PM
Allyl chloride	< 0.48	0.48		ug/m3	1	2/2/2010 1:33:00 AM
Benzene	1.3	0.49		ug/m3	1	2/2/2010 1:33:00 AM
Benzyl chloride	< 0.88	0.88		ug/m3	1	2/2/2010 1:33:00 AM
Bromodichloromethane	< 1.0	1.0		ug/m3	1	2/2/2010 1:33:00 AM
Bromoform	< 1.6	1.6		ug/m3	1	2/2/2010 1:33:00 AM
Bromomethane	< 0.59	0.59		ug/m3	1	2/2/2010 1:33:00 AM
Carbon disulfide	< 0.47	0.47		ug/m3	1	2/2/2010 1:33:00 AM
Carbon tetrachloride	0.45	0.26		ug/m3	1	2/2/2010 1:33:00 AM
Chlorobenzene	< 0.70	0.70		ug/m3	1	2/2/2010 1:33:00 AM
Chloroethane	< 0.40	0.40		ug/m3	1	2/2/2010 1:33:00 AM
Chloroform	2.5	0.74		ug/m3	1	2/2/2010 1:33:00 AM
Chloromethane	1.1	0.31		ug/m3	1	2/2/2010 1:33:00 AM
cis-1,2-Dichloroethene	< 0.60	0.60		ug/m3	1	2/2/2010 1:33:00 AM
cis-1,3-Dichloropropene	< 0.69	0.69		ug/m3	1	2/2/2010 1:33:00 AM
Cyclohexane	0.70	0.52		ug/m3	1	2/2/2010 1:33:00 AM
Dibromochloromethane	< 1.3	1.3		ug/m3	1	2/2/2010 1:33:00 AM
Ethyl acetate	0.95	0.92		ug/m3	1	2/2/2010 1:33:00 AM
Ethylbenzene	3.3	0.66		ug/m3	1	2/2/2010 1:33:00 AM
Freon 11	2.9	0.86		ug/m3	1	2/2/2010 1:33:00 AM
Freon 113	< 1.2	1.2		ug/m3	1	2/2/2010 1:33:00 AM
Freon 114	1.8	1.1		ug/m3	1	2/2/2010 1:33:00 AM

Qualifiers:

**	Reporting Limit
B	Analyte detected in the associated Method Blank
H	Holding times for preparation or analysis exceeded
JN	Non-routine analyte. Quantitation estimated.
S	Spike Recovery outside accepted recovery limits
.	Results reported are not blank corrected
E	Value above quantitation range
J	Analyte detected at or below quantitation limits
ND	Not Detected at the Reporting Limit

Centek Laboratories, LLC

Date: *31-Mar-10*

CLIENT:	LaBella Associates, Pc	**Client Sample ID:**	690-SV-8-AMB-0
Lab Order:	C1002005	**Tag Number:**	360,380
Project:	St. Paul Street	**Collection Date:**	1/27/2010
Lab ID:	C1002005-014A	**Matrix:**	AIR

Analyses	Result	**Limit	Qual	Units	DF	Date Analyzed
1UG/M3 W/ 0.25UG/M3 CT-TCE-VC		**TO-15**				Analyst: **LL**
Freon 12	5.9	0.75		ug/m3	1	2/2/2010 1:33:00 AM
Heptane	1.2	0.62		ug/m3	1	2/2/2010 1:33:00 AM
Hexachloro-1,3-butadiene	< 1.6	1.6		ug/m3	1	2/2/2010 1:33:00 AM
Hexane	1.9	0.54		ug/m3	1	2/2/2010 1:33:00 AM
Isopropyl alcohol	12	3.7		ug/m3	10	2/2/2010 2:42:00 PM
m&p-Xylene	18	13		ug/m3	10	2/2/2010 2:42:00 PM
Methyl Butyl Ketone	< 1.2	1.2		ug/m3	1	2/2/2010 1:33:00 AM
Methyl Ethyl Ketone	1.7	0.90		ug/m3	1	2/2/2010 1:33:00 AM
Methyl Isobutyl Ketone	< 1.2	1.2		ug/m3	1	2/2/2010 1:33:00 AM
Methyl tert-butyl ether	< 0.55	0.55		ug/m3	1	2/2/2010 1:33:00 AM
Methylene chloride	1.3	0.53		ug/m3	1	2/2/2010 1:33:00 AM
o-Xylene	11	6.6		ug/m3	10	2/2/2010 2:42:00 PM
Propylene	< 0.26	0.26		ug/m3	1	2/2/2010 1:33:00 AM
Styrene	< 0.65	0.65		ug/m3	1	2/2/2010 1:33:00 AM
Tetrachloroethylene	< 1.0	1.0		ug/m3	1	2/2/2010 1:33:00 AM
Tetrahydrofuran	< 0.45	0.45		ug/m3	1	2/2/2010 1:33:00 AM
Toluene	5.6	0.57	J	ug/m3	1	2/2/2010 1:33:00 AM
trans-1,2-Dichloroethene	< 0.60	0.60		ug/m3	1	2/2/2010 1:33:00 AM
trans-1,3-Dichloropropene	< 0.69	0.69		ug/m3	1	2/2/2010 1:33:00 AM
Trichloroethene	0.38	0.22		ug/m3	1	2/2/2010 1:33:00 AM
Vinyl acetate	< 0.54	0.54		ug/m3	1	2/2/2010 1:33:00 AM
Vinyl Bromide	< 0.67	0.67		ug/m3	1	2/2/2010 1:33:00 AM
Vinyl chloride	< 0.10	0.10		ug/m3	1	2/2/2010 1:33:00 AM

NOTES:

* Based on the chromatographic evidence, it appears that the contamination is from a fuel.

Surrogate reported in original analysis and dilutions.

Qualifiers:

**	Reporting Limit	.	Results reported are not blank corrected
B	Analyte detected in the associated Method Blank	E	Value above quantitation range
H	Holding times for preparation or analysis exceeded	J	Analyte detected at or below quantitation limits
JN	Non-routine analyte. Quantitation estimated.	ND	Not Detected at the Reporting Limit
S	Spike Recovery outside accepted recovery limits		

Centek Laboratories, LLC

Date: *31-Mar-10*

CLIENT:	LaBella Associates, Pc	**Client Sample ID:**	690-SV-7 -0
Lab Order:	C1002005	**Tag Number:**	83,80
Project:	St. Paul Street	**Collection Date:**	1/27/2010
Lab ID:	C1002005-015A	**Matrix:**	AIR

Analyses	Result	**Limit	Qual	Units	DF	Date Analyzed
1UG/M3 BY METHOD TO15		**TO-15**				Analyst: **LL**
1,1,1-Trichloroethane	8.0	0.83		ug/m3	1	2/2/2010 11:41:00 PM
1,1,2,2-Tetrachloroethane	< 1.0	1.0		ug/m3	1	2/2/2010 11:41:00 PM
1,1,2-Trichloroethane	< 0.83	0.83		ug/m3	1	2/2/2010 11:41:00 PM
1,1-Dichloroethane	< 0.62	0.62		ug/m3	1	2/2/2010 11:41:00 PM
1,1-Dichloroethene	< 0.60	0.60		ug/m3	1	2/2/2010 11:41:00 PM
1,2,4-Trichlorobenzene	< 1.1	1.1		ug/m3	1	2/2/2010 11:41:00 PM
1,2,4-Trimethylbenzene	2.7 J	0.75		ug/m3	1	2/2/2010 11:41:00 PM
1,2-Dibromoethane	< 1.2	1.2		ug/m3	1	2/2/2010 11:41:00 PM
1,2-Dichlorobenzene	< 0.92	0.92		ug/m3	1	2/2/2010 11:41:00 PM
1,2-Dichloroethane	< 0.62	0.62		ug/m3	1	2/2/2010 11:41:00 PM
1,2-Dichloropropane	< 0.70	0.70		ug/m3	1	2/2/2010 11:41:00 PM
1,3,5-Trimethylbenzene	1.0 J	0.75		ug/m3	1	2/2/2010 11:41:00 PM
1,3-butadiene	< 0.34	0.34		ug/m3	1	2/2/2010 11:41:00 PM
1,3-Dichlorobenzene	< 0.92	0.92		ug/m3	1	2/2/2010 11:41:00 PM
1,4-Dichlorobenzene	< 0.92	0.92		ug/m3	1	2/2/2010 11:41:00 PM
1,4-Dioxane	< 1.1	1.1		ug/m3	1	2/2/2010 11:41:00 PM
2,2,4-trimethylpentane	0.52	0.71	J	ug/m3	1	2/2/2010 11:41:00 PM
4-ethyltoluene	0.65 J	0.75	J	ug/m3	1	2/2/2010 11:41:00 PM
Acetone	35	7.2		ug/m3	10	2/3/2010 12:12:00 AM
Allyl chloride	< 0.48	0.48		ug/m3	1	2/2/2010 11:41:00 PM
Benzene	1.6	0.49		ug/m3	1	2/2/2010 11:41:00 PM
Benzyl chloride	< 0.88	0.88		ug/m3	1	2/2/2010 11:41:00 PM
Bromodichloromethane	< 1.0	1.0		ug/m3	1	2/2/2010 11:41:00 PM
Bromoform	< 1.6	1.6		ug/m3	1	2/2/2010 11:41:00 PM
Bromomethane	< 0.59	0.59		ug/m3	1	2/2/2010 11:41:00 PM
Carbon disulfide	5.9	0.47		ug/m3	1	2/2/2010 11:41:00 PM
Carbon tetrachloride	< 0.96	0.96		ug/m3	1	2/2/2010 11:41:00 PM
Chlorobenzene	< 0.70	0.70		ug/m3	1	2/2/2010 11:41:00 PM
Chloroethane	< 0.40	0.40		ug/m3	1	2/2/2010 11:41:00 PM
Chloroform	1.0	0.74		ug/m3	1	2/2/2010 11:41:00 PM
Chloromethane	< 0.31	0.31		ug/m3	1	2/2/2010 11:41:00 PM
cis-1,2-Dichloroethene	0.73	0.60		ug/m3	1	2/2/2010 11:41:00 PM
cis-1,3-Dichloropropene	< 0.69	0.69		ug/m3	1	2/2/2010 11:41:00 PM
Cyclohexane	3.0	0.52		ug/m3	1	2/2/2010 11:41:00 PM
Dibromochloromethane	< 1.3	1.3		ug/m3	1	2/2/2010 11:41:00 PM
Ethyl acetate	1.1	0.92		ug/m3	1	2/2/2010 11:41:00 PM
Ethylbenzene	4.6 J	0.66		ug/m3	1	2/2/2010 11:41:00 PM
Freon 11	1.8	0.86		ug/m3	1	2/2/2010 11:41:00 PM
Freon 113	< 1.2	1.2		ug/m3	1	2/2/2010 11:41:00 PM
Freon 114	< 1.1	1.1		ug/m3	1	2/2/2010 11:41:00 PM

Qualifiers:

**	Reporting Limit	.	Results reported are not blank corrected
B	Analyte detected in the associated Method Blank	E	Value above quantitation range
H	Holding times for preparation or analysis exceeded	J	Analyte detected at or below quantitation limits
JN	Non-routine analyte. Quantitation estimated.	ND	Not Detected at the Reporting Limit
S	Spike Recovery outside accepted recovery limits		

Centek Laboratories, LLC

Date: *31-Mar-10*

CLIENT:	LaBella Associates, Pc	**Client Sample ID:**	690-SV-7 -0
Lab Order:	C1002005	**Tag Number:**	83,80
Project:	St. Paul Street	**Collection Date:**	1/27/2010
Lab ID:	C1002005-015A	**Matrix:**	AIR

Analyses	Result	**Limit	Qual	Units	DF	Date Analyzed
1UG/M3 BY METHOD TO15		**TO-15**				Analyst: **LL**
Freon 12	23	7.5		ug/m3	10	2/3/2010 12:12:00 AM
Heptane	2.9	0.62		ug/m3	1	2/2/2010 11:41:00 PM
Hexachloro-1,3-butadiene	< 1.6	1.6		ug/m3	1	2/2/2010 11:41:00 PM
Hexane	3.3	0.54		ug/m3	1	2/2/2010 11:41:00 PM
Isopropyl alcohol	8.7	3.7		ug/m3	10	2/3/2010 12:12:00 AM
m&p-Xylene	7.5 J	1.3		ug/m3	1	2/2/2010 11:41:00 PM
Methyl Butyl Ketone	< 1.2	1.2		ug/m3	1	2/2/2010 11:41:00 PM
Methyl Ethyl Ketone	3.8	0.90		ug/m3	1	2/2/2010 11:41:00 PM
Methyl Isobutyl Ketone	0.46 J	1.2	J	ug/m3	1	2/2/2010 11:41:00 PM
Methyl tert-butyl ether	< 0.55	0.55		ug/m3	1	2/2/2010 11:41:00 PM
Methylene chloride	3.8	0.53		ug/m3	1	2/2/2010 11:41:00 PM
o-Xylene	2.9 J	0.66		ug/m3	1	2/2/2010 11:41:00 PM
Propylene	< 0.26	0.26		ug/m3	1	2/2/2010 11:41:00 PM
Styrene	2.8 J	0.65		ug/m3	1	2/2/2010 11:41:00 PM
Tetrachloroethylene	1.0 J	1.0		ug/m3	1	2/2/2010 11:41:00 PM
Tetrahydrofuran	< 0.45	0.45		ug/m3	1	2/2/2010 11:41:00 PM
Toluene	5.8 J	0.57		ug/m3	1	2/2/2010 11:41:00 PM
trans-1,2-Dichloroethene	< 0.60	0.60		ug/m3	1	2/2/2010 11:41:00 PM
trans-1,3-Dichloropropene	< 0.69	0.69		ug/m3	1	2/2/2010 11:41:00 PM
Trichloroethene	6.0	0.82		ug/m3	1	2/2/2010 11:41:00 PM
Vinyl acetate	< 0.54	0.54		ug/m3	1	2/2/2010 11:41:00 PM
Vinyl Bromide	< 0.67	0.67		ug/m3	1	2/2/2010 11:41:00 PM
Vinyl chloride	< 0.39	0.39		ug/m3	1	2/2/2010 11:41:00 PM

Qualifiers:

**	Reporting Limit
B	Analyte detected in the associated Method Blank
H	Holding times for preparation or analysis exceeded
JN	Non-routine analyte. Quantitation estimated.
S	Spike Recovery outside accepted recovery limits
.	Results reported are not blank corrected
E	Value above quantitation range
J	Analyte detected at or below quantitation limits
ND	Not Detected at the Reporting Limit

Centek Laboratories, LLC

Date: *31-Mar-10*

CLIENT:	LaBella Associates, Pc	**Client Sample ID:**	690-SV-7-AMB-0
Lab Order:	C1002005	**Tag Number:**	235,119
Project:	St. Paul Street	**Collection Date:**	1/27/2010
Lab ID:	C1002005-016A	**Matrix:**	AIR

Analyses	Result	**Limit	Qual	Units	DF	Date Analyzed
1UG/M3 W/ 0.25UG/M3 CT-TCE-VC		**TO-15**				Analyst: LL
1,1,1-Trichloroethane	< 0.83	0.83		ug/m3	1	2/2/2010 2:06:00 AM
1,1,2,2-Tetrachloroethane	< 1.0	1.0		ug/m3	1	2/2/2010 2:06:00 AM
1,1,2-Trichloroethane	< 0.83	0.83		ug/m3	1	2/2/2010 2:06:00 AM
1,1-Dichloroethane	< 0.62	0.62		ug/m3	1	2/2/2010 2:06:00 AM
1,1-Dichloroethene	< 0.60	0.60		ug/m3	1	2/2/2010 2:06:00 AM
1,2,4-Trichlorobenzene	< 1.1	1.1		ug/m3	1	2/2/2010 2:06:00 AM
1,2,4-Trimethylbenzene	110	30		ug/m3	40	2/2/2010 4:12:00 PM
1,2-Dibromoethane	< 1.2	1.2		ug/m3	1	2/2/2010 2:06:00 AM
1,2-Dichlorobenzene	< 0.92	0.92		ug/m3	1	2/2/2010 2:06:00 AM
1,2-Dichloroethane	< 0.62	0.62		ug/m3	1	2/2/2010 2:06:00 AM
1,2-Dichloropropane	< 0.70	0.70		ug/m3	1	2/2/2010 2:06:00 AM
1,3,5-Trimethylbenzene	54 J	7.5		ug/m3	10	2/2/2010 3:15:00 PM
1,3-butadiene	< 0.34	0.34		ug/m3	1	2/2/2010 2:06:00 AM
1,3-Dichlorobenzene	< 0.92	0.92		ug/m3	1	2/2/2010 2:06:00 AM
1,4-Dichlorobenzene	< 0.92	0.92		ug/m3	1	2/2/2010 2:06:00 AM
1,4-Dioxane	< 1.1	1.1		ug/m3	1	2/2/2010 2:06:00 AM
2,2,4-trimethylpentane	0.66	0.71	J	ug/m3	1	2/2/2010 2:06:00 AM
4-ethyltoluene	21 J	7.5		ug/m3	10	2/2/2010 3:15:00 PM
Acetone	18	7.2		ug/m3	10	2/2/2010 3:15:00 PM
Allyl chloride	< 0.48	0.48		ug/m3	1	2/2/2010 2:06:00 AM
Benzene	1.8	0.49		ug/m3	1	2/2/2010 2:06:00 AM
Benzyl chloride	< 0.88	0.88		ug/m3	1	2/2/2010 2:06:00 AM
Bromodichloromethane	< 1.0	1.0		ug/m3	1	2/2/2010 2:06:00 AM
Bromoform	< 1.6	1.6		ug/m3	1	2/2/2010 2:06:00 AM
Bromomethane	< 0.59	0.59		ug/m3	1	2/2/2010 2:06:00 AM
Carbon disulfide	< 0.47	0.47		ug/m3	1	2/2/2010 2:06:00 AM
Carbon tetrachloride	0.45	0.26		ug/m3	1	2/2/2010 2:06:00 AM
Chlorobenzene	< 0.70	0.70		ug/m3	1	2/2/2010 2:06:00 AM
Chloroethane	< 0.40	0.40		ug/m3	1	2/2/2010 2:06:00 AM
Chloroform	2.5	0.74		ug/m3	1	2/2/2010 2:06:00 AM
Chloromethane	1.1	0.31		ug/m3	1	2/2/2010 2:06:00 AM
cis-1,2-Dichloroethene	< 0.60	0.60		ug/m3	1	2/2/2010 2:06:00 AM
cis-1,3-Dichloropropene	< 0.69	0.69		ug/m3	1	2/2/2010 2:06:00 AM
Cyclohexane	1.0	0.52		ug/m3	1	2/2/2010 2:06:00 AM
Dibromochloromethane	< 1.3	1.3		ug/m3	1	2/2/2010 2:06:00 AM
Ethyl acetate	< 0.92	0.92		ug/m3	1	2/2/2010 2:06:00 AM
Ethylbenzene	6.4 J	0.66		ug/m3	1	2/2/2010 2:06:00 AM
Freon 11	2.8	0.86		ug/m3	1	2/2/2010 2:06:00 AM
Freon 113	< 1.2	1.2		ug/m3	1	2/2/2010 2:06:00 AM
Freon 114	1.9	1.1		ug/m3	1	2/2/2010 2:06:00 AM

Qualifiers:

**	Reporting Limit	.	Results reported are not blank corrected
B	Analyte detected in the associated Method Blank	E	Value above quantitation range
H	Holding times for preparation or analysis exceeded	J	Analyte detected at or below quantitation limits
JN	Non-routine analyte. Quantitation estimated.	ND	Not Detected at the Reporting Limit
S	Spike Recovery outside accepted recovery limits		

All target detected analytes should be "J"

Centek Laboratories, LLC

Date: *31-Mar-10*

CLIENT:	LaBella Associates, Pc	**Client Sample ID:**	690-SV-7-AMB-0
Lab Order:	C1002005	**Tag Number:**	235,119
Project:	St. Paul Street	**Collection Date:**	1/27/2010
Lab ID:	C1002005-016A	**Matrix:**	AIR

Analyses	Result	**Limit	Qual	Units	DF	Date Analyzed
1UG/M3 W/ 0.25UG/M3 CT-TCE-VC		**TO-15**				Analyst: **LL**
Freon 12	6.4	0.75		ug/m3	1	2/2/2010 2:06:00 AM
Heptane	0.92	0.62		ug/m3	1	2/2/2010 2:06:00 AM
Hexachloro-1,3-butadiene	< 1.6	1.6		ug/m3	1	2/2/2010 2:06:00 AM
Hexane	3.0	0.54		ug/m3	1	2/2/2010 2:06:00 AM
Isopropyl alcohol	13	3.7		ug/m3	10	2/2/2010 3:15:00 PM
m&p-Xylene	40 J	13		ug/m3	10	2/2/2010 3:15:00 PM
Methyl Butyl Ketone	< 1.2	1.2		ug/m3	1	2/2/2010 2:06:00 AM
Methyl Ethyl Ketone	1.9	0.90		ug/m3	1	2/2/2010 2:06:00 AM
Methyl Isobutyl Ketone	< 1.2	1.2		ug/m3	1	2/2/2010 2:06:00 AM
Methyl tert-butyl ether	< 0.55	0.55		ug/m3	1	2/2/2010 2:06:00 AM
Methylene chloride	1.4	0.53		ug/m3	1	2/2/2010 2:06:00 AM
o-Xylene	23 J	6.6		ug/m3	10	2/2/2010 3:15:00 PM
Propylene	< 0.26	0.26		ug/m3	1	2/2/2010 2:06:00 AM
Styrene	< 0.65	0.65		ug/m3	1	2/2/2010 2:06:00 AM
Tetrachloroethylene	< 1.0	1.0		ug/m3	1	2/2/2010 2:06:00 AM
Tetrahydrofuran	< 0.45	0.45		ug/m3	1	2/2/2010 2:06:00 AM
Toluene	5.0 J	5.7	J	ug/m3	10	2/2/2010 3:15:00 PM
trans-1,2-Dichloroethene	< 0.60	0.60		ug/m3	1	2/2/2010 2:06:00 AM
trans-1,3-Dichloropropene	< 0.69	0.69		ug/m3	1	2/2/2010 2:06:00 AM
Trichloroethene	0.38	0.22		ug/m3	1	2/2/2010 2:06:00 AM
Vinyl acetate	< 0.54	0.54		ug/m3	1	2/2/2010 2:06:00 AM
Vinyl Bromide	< 0.67	0.67		ug/m3	1	2/2/2010 2:06:00 AM
Vinyl chloride	< 0.10	0.10		ug/m3	1	2/2/2010 2:06:00 AM

NOTES:

Surrogate reported in original analysis and dilutions.

* Based on the chromatographic evidence, it appears that the contamination is from a fuel.

All target detected analytes should be "J".

Qualifiers:

**	Reporting Limit	.	Results reported are not blank corrected
B	Analyte detected in the associated Method Blank	E	Value above quantitation range
H	Holding times for preparation or analysis exceeded	J	Analyte detected at or below quantitation limits
JN	Non-routine analyte. Quantitation estimated.	ND	Not Detected at the Reporting Limit
S	Spike Recovery outside accepted recovery limits		

Centek Laboratories, LLC

Date: *31-Mar-10*

CLIENT:	LaBella Associates, Pc	**Client Sample ID:**	690-SV-6 -0
Lab Order:	C1002005	**Tag Number:**	569,65
Project:	St. Paul Street	**Collection Date:**	1/27/2010
Lab ID:	C1002005-017A	**Matrix:**	AIR

Analyses	Result	**Limit	Qual	Units	DF	Date Analyzed
1UG/M3 BY METHOD TO15		**TO-15**				Analyst: **LL**
1,1,1-Trichloroethane	1.0	0.83		ug/m3	1	2/3/2010 12:45:00 AM
1,1,2,2-Tetrachloroethane	< 1.0	1.0		ug/m3	1	2/3/2010 12:45:00 AM
1,1,2-Trichloroethane	< 0.83	0.83		ug/m3	1	2/3/2010 12:45:00 AM
1,1-Dichloroethane	0.66	0.62		ug/m3	1	2/3/2010 12:45:00 AM
1,1-Dichloroethene	< 0.60	0.60		ug/m3	1	2/3/2010 12:45:00 AM
1,2,4-Trichlorobenzene	< 1.1	1.1		ug/m3	1	2/3/2010 12:45:00 AM
1,2,4-Trimethylbenzene	0.70 J	0.75	J	ug/m3	1	2/3/2010 12:45:00 AM
1,2-Dibromoethane	< 1.2	1.2		ug/m3	1	2/3/2010 12:45:00 AM
1,2-Dichlorobenzene	< 0.92	0.92		ug/m3	1	2/3/2010 12:45:00 AM
1,2-Dichloroethane	< 0.62	0.62		ug/m3	1	2/3/2010 12:45:00 AM
1,2-Dichloropropane	< 0.70	0.70		ug/m3	1	2/3/2010 12:45:00 AM
1,3,5-Trimethylbenzene	< 0.75	0.75		ug/m3	1	2/3/2010 12:45:00 AM
1,3-butadiene	< 0.34	0.34		ug/m3	1	2/3/2010 12:45:00 AM
1,3-Dichlorobenzene	< 0.92	0.92		ug/m3	1	2/3/2010 12:45:00 AM
1,4-Dichlorobenzene	< 0.92	0.92		ug/m3	1	2/3/2010 12:45:00 AM
1,4-Dioxane	< 1.1	1.1		ug/m3	1	2/3/2010 12:45:00 AM
2,2,4-trimethylpentane	< 0.71	0.71		ug/m3	1	2/3/2010 12:45:00 AM
4-ethyltoluene	< 0.75	0.75		ug/m3	1	2/3/2010 12:45:00 AM
Acetone	25	7.2		ug/m3	10	2/3/2010 1:17:00 AM
Allyl chloride	< 0.48	0.48		ug/m3	1	2/3/2010 12:45:00 AM
Benzene	0.45	0.49	J	ug/m3	1	2/3/2010 12:45:00 AM
Benzyl chloride	< 0.88	0.88		ug/m3	1	2/3/2010 12:45:00 AM
Bromodichloromethane	3.4	1.0		ug/m3	1	2/3/2010 12:45:00 AM
Bromoform	< 1.6	1.6		ug/m3	1	2/3/2010 12:45:00 AM
Bromomethane	< 0.59	0.59		ug/m3	1	2/3/2010 12:45:00 AM
Carbon disulfide	0.92	0.47		ug/m3	1	2/3/2010 12:45:00 AM
Carbon tetrachloride	0.45	0.96	J	ug/m3	1	2/3/2010 12:45:00 AM
Chlorobenzene	< 0.70	0.70		ug/m3	1	2/3/2010 12:45:00 AM
Chloroethane	< 0.40	0.40		ug/m3	1	2/3/2010 12:45:00 AM
Chloroform	400	60		ug/m3	80	2/6/2010 1:49:00 AM
Chloromethane	< 0.31	0.31		ug/m3	1	2/3/2010 12:45:00 AM
cis-1,2-Dichloroethene	15	6.0		ug/m3	10	2/3/2010 1:17:00 AM
cis-1,3-Dichloropropene	< 0.69	0.69		ug/m3	1	2/3/2010 12:45:00 AM
Cyclohexane	0.59	0.52		ug/m3	1	2/3/2010 12:45:00 AM
Dibromochloromethane	< 1.3	1.3		ug/m3	1	2/3/2010 12:45:00 AM
Ethyl acetate	0.73	0.92	J	ug/m3	1	2/3/2010 12:45:00 AM
Ethylbenzene	2.2 J	0.66		ug/m3	1	2/3/2010 12:45:00 AM
Freon 11	1.0	0.86		ug/m3	1	2/3/2010 12:45:00 AM
Freon 113	< 1.2	1.2		ug/m3	1	2/3/2010 12:45:00 AM
Freon 114	< 1.1	1.1		ug/m3	1	2/3/2010 12:45:00 AM

Qualifiers:

**	Reporting Limit	.	Results reported are not blank corrected
B	Analyte detected in the associated Method Blank	E	Value above quantitation range
H	Holding times for preparation or analysis exceeded	J	Analyte detected at or below quantitation limits
JN	Non-routine analyte. Quantitation estimated.	ND	Not Detected at the Reporting Limit
S	Spike Recovery outside accepted recovery limits		

Centek Laboratories, LLC

Date: *31-Mar-10*

CLIENT:	LaBella Associates, Pc	**Client Sample ID:**	690-SV-6 -0
Lab Order:	C1002005	**Tag Number:**	569,65
Project:	St. Paul Street	**Collection Date:**	1/27/2010
Lab ID:	C1002005-017A	**Matrix:**	AIR

Analyses	Result	**Limit	Qual	Units	DF	Date Analyzed
1UG/M3 BY METHOD TO15		**TO-15**				Analyst: LL
Freon 12	2.6	0.75		ug/m3	1	2/3/2010 12:45:00 AM
Heptane	0.75	0.62		ug/m3	1	2/3/2010 12:45:00 AM
Hexachloro-1,3-butadiene	< 1.6	1.6		ug/m3	1	2/3/2010 12:45:00 AM
Hexane	0.93	0.54		ug/m3	1	2/3/2010 12:45:00 AM
Isopropyl alcohol	9.2	3.7		ug/m3	10	2/3/2010 1:17:00 AM
m&p-Xylene	3.2 J	1.3		ug/m3	1	2/3/2010 12:45:00 AM
Methyl Butyl Ketone	< 1.2	1.2		ug/m3	1	2/3/2010 12:45:00 AM
Methyl Ethyl Ketone	1.3	0.90		ug/m3	1	2/3/2010 12:45:00 AM
Methyl Isobutyl Ketone	< 1.2	1.2		ug/m3	1	2/3/2010 12:45:00 AM
Methyl tert-butyl ether	< 0.55	0.55		ug/m3	1	2/3/2010 12:45:00 AM
Methylene chloride	3.2	0.53		ug/m3	1	2/3/2010 12:45:00 AM
o-Xylene	1.2 J	0.66		ug/m3	1	2/3/2010 12:45:00 AM
Propylene	< 0.26	0.26		ug/m3	1	2/3/2010 12:45:00 AM
Styrene	1.0 J	0.65		ug/m3	1	2/3/2010 12:45:00 AM
Tetrachloroethylene	2.6 J	1.0		ug/m3	1	2/3/2010 12:45:00 AM
Tetrahydrofuran	< 0.45	0.45		ug/m3	1	2/3/2010 12:45:00 AM
Toluene	2.2 J	0.57		ug/m3	1	2/3/2010 12:45:00 AM
trans-1,2-Dichloroethene	< 0.60	0.60		ug/m3	1	2/3/2010 12:45:00 AM
trans-1,3-Dichloropropene	< 0.69	0.69		ug/m3	1	2/3/2010 12:45:00 AM
Trichloroethene	21	8.2		ug/m3	10	2/3/2010 1:17:00 AM
Vinyl acetate	< 0.54	0.54		ug/m3	1	2/3/2010 12:45:00 AM
Vinyl Bromide	< 0.67	0.67		ug/m3	1	2/3/2010 12:45:00 AM
Vinyl chloride	1.4	0.39		ug/m3	1	2/3/2010 12:45:00 AM

Qualifiers:	**	Reporting Limit	.	Results reported are not blank corrected
	B	Analyte detected in the associated Method Blank	E	Value above quantitation range
	H	Holding times for preparation or analysis exceeded	J	Analyte detected at or below quantitation limits
	JN	Non-routine analyte. Quantitation estimated.	ND	Not Detected at the Reporting Limit
	S	Spike Recovery outside accepted recovery limits		

Centek Laboratories, LLC

Date: *31-Mar-10*

CLIENT:	LaBella Associates, Pc	**Client Sample ID:**	690-SV-6 AMB-0
Lab Order:	C1002005	**Tag Number:**	458,395
Project:	St. Paul Street	**Collection Date:**	1/27/2010
Lab ID:	C1002005-018A	**Matrix:**	AIR

Analyses	Result	**Limit	Qual	Units	DF	Date Analyzed
1UG/M3 W/ 0.25UG/M3 CT-TCE-VC		**TO-15**				**Analyst: LL**
1,1,1-Trichloroethane	< 0.83	0.83		ug/m3	1	2/2/2010 2:40:00 AM
1,1,2,2-Tetrachloroethane	< 1.0	1.0		ug/m3	1	2/2/2010 2:40:00 AM
1,1,2-Trichloroethane	< 0.83	0.83		ug/m3	1	2/2/2010 2:40:00 AM
1,1-Dichloroethane	< 0.62	0.62		ug/m3	1	2/2/2010 2:40:00 AM
1,1-Dichloroethene	< 0.60	0.60		ug/m3	1	2/2/2010 2:40:00 AM
1,2,4-Trichlorobenzene	< 1.1	1.1		ug/m3	1	2/2/2010 2:40:00 AM
1,2,4-Trimethylbenzene	10	0.75		ug/m3	1	2/2/2010 2:40:00 AM
1,2-Dibromoethane	< 1.2	1.2		ug/m3	1	2/2/2010 2:40:00 AM
1,2-Dichlorobenzene	< 0.92	0.92		ug/m3	1	2/2/2010 2:40:00 AM
1,2-Dichloroethane	< 0.62	0.62		ug/m3	1	2/2/2010 2:40:00 AM
1,2-Dichloropropane	< 0.70	0.70		ug/m3	1	2/2/2010 2:40:00 AM
1,3,5-Trimethylbenzene	3.0	0.75		ug/m3	1	2/2/2010 2:40:00 AM
1,3-butadiene	< 0.34	0.34		ug/m3	1	2/2/2010 2:40:00 AM
1,3-Dichlorobenzene	< 0.92	0.92		ug/m3	1	2/2/2010 2:40:00 AM
1,4-Dichlorobenzene	< 0.92	0.92		ug/m3	1	2/2/2010 2:40:00 AM
1,4-Dioxane	< 1.1	1.1		ug/m3	1	2/2/2010 2:40:00 AM
2,2,4-trimethylpentane	< 0.71	0.71		ug/m3	1	2/2/2010 2:40:00 AM
4-ethyltoluene	2.6	0.75		ug/m3	1	2/2/2010 2:40:00 AM
Acetone	12	7.2		ug/m3	10	2/2/2010 3:14:00 AM
Allyl chloride	< 0.48	0.48		ug/m3	1	2/2/2010 2:40:00 AM
Benzene	0.68	0.49		ug/m3	1	2/2/2010 2:40:00 AM
Benzyl chloride	< 0.88	0.88		ug/m3	1	2/2/2010 2:40:00 AM
Bromodichloromethane	< 1.0	1.0		ug/m3	1	2/2/2010 2:40:00 AM
Bromoform	< 1.6	1.6		ug/m3	1	2/2/2010 2:40:00 AM
Bromomethane	< 0.59	0.59		ug/m3	1	2/2/2010 2:40:00 AM
Carbon disulfide	< 0.47	0.47		ug/m3	1	2/2/2010 2:40:00 AM
Carbon tetrachloride	0.38	0.26		ug/m3	1	2/2/2010 2:40:00 AM
Chlorobenzene	< 0.70	0.70		ug/m3	1	2/2/2010 2:40:00 AM
Chloroethane	< 0.40	0.40		ug/m3	1	2/2/2010 2:40:00 AM
Chloroform	3.0	0.74		ug/m3	1	2/2/2010 2:40:00 AM
Chloromethane	0.99	0.31		ug/m3	1	2/2/2010 2:40:00 AM
cis-1,2-Dichloroethene	< 0.60	0.60		ug/m3	1	2/2/2010 2:40:00 AM
cis-1,3-Dichloropropene	< 0.69	0.69		ug/m3	1	2/2/2010 2:40:00 AM
Cyclohexane	0.38	0.52	J	ug/m3	1	2/2/2010 2:40:00 AM
Dibromochloromethane	< 1.3	1.3		ug/m3	1	2/2/2010 2:40:00 AM
Ethyl acetate	< 0.92	0.92		ug/m3	1	2/2/2010 2:40:00 AM
Ethylbenzene	0.97	0.66		ug/m3	1	2/2/2010 2:40:00 AM
Freon 11	1.7	0.86		ug/m3	1	2/2/2010 2:40:00 AM
Freon 113	< 1.2	1.2		ug/m3	1	2/2/2010 2:40:00 AM
Freon 114	< 1.1	1.1		ug/m3	1	2/2/2010 2:40:00 AM

Qualifiers:

- ** Reporting Limit
- B Analyte detected in the associated Method Blank
- H Holding times for preparation or analysis exceeded
- JN Non-routine analyte. Quantitation estimated.
- S Spike Recovery outside accepted recovery limits
- . Results reported are not blank corrected
- E Value above quantitation range
- J Analyte detected at or below quantitation limits
- ND Not Detected at the Reporting Limit

all target analytes detected should be "J"

Centek Laboratories, LLC

Date: *31-Mar-10*

CLIENT:	LaBella Associates, Pc	**Client Sample ID:**	690-SV-6 AMB-0
Lab Order:	C1002005	**Tag Number:**	458,395
Project:	St. Paul Street	**Collection Date:**	1/27/2010
Lab ID:	C1002005-018A	**Matrix:**	AIR

Analyses	Result	**Limit	Qual	Units	DF	Date Analyzed
1UG/M3 W/ 0.25UG/M3 CT-TCE-VC		**TO-15**				Analyst: **LL**
Freon 12	3.8	0.75		ug/m3	1	2/2/2010 2:40:00 AM
Heptane	0.54	0.62	J	ug/m3	1	2/2/2010 2:40:00 AM
Hexachloro-1,3-butadiene	< 1.6	1.6		ug/m3	1	2/2/2010 2:40:00 AM
Hexane	1.4	0.54		ug/m3	1	2/2/2010 2:40:00 AM
Isopropyl alcohol	4.3	0.37		ug/m3	1	2/2/2010 2:40:00 AM
m&p-Xylene	3.9	1.3		ug/m3	1	2/2/2010 2:40:00 AM
Methyl Butyl Ketone	< 1.2	1.2		ug/m3	1	2/2/2010 2:40:00 AM
Methyl Ethyl Ketone	1.0	0.90		ug/m3	1	2/2/2010 2:40:00 AM
Methyl Isobutyl Ketone	< 1.2	1.2		ug/m3	1	2/2/2010 2:40:00 AM
Methyl tert-butyl ether	< 0.55	0.55		ug/m3	1	2/2/2010 2:40:00 AM
Methylene chloride	1.8	0.53		ug/m3	1	2/2/2010 2:40:00 AM
o-Xylene	1.8	0.66		ug/m3	1	2/2/2010 2:40:00 AM
Propylene	< 0.26	0.26		ug/m3	1	2/2/2010 2:40:00 AM
Styrene	< 0.65	0.65		ug/m3	1	2/2/2010 2:40:00 AM
Tetrachloroethylene	< 1.0	1.0		ug/m3	1	2/2/2010 2:40:00 AM
Tetrahydrofuran	< 0.45	0.45		ug/m3	1	2/2/2010 2:40:00 AM
Toluene	3.0	0.57		ug/m3	1	2/2/2010 2:40:00 AM
trans-1,2-Dichloroethene	< 0.60	0.60		ug/m3	1	2/2/2010 2:40:00 AM
trans-1,3-Dichloropropene	< 0.69	0.69		ug/m3	1	2/2/2010 2:40:00 AM
Trichloroethene	< 0.22	0.22		ug/m3	1	2/2/2010 2:40:00 AM
Vinyl acetate	< 0.54	0.54		ug/m3	1	2/2/2010 2:40:00 AM
Vinyl Bromide	< 0.67	0.67		ug/m3	1	2/2/2010 2:40:00 AM
Vinyl chloride	< 0.10	0.10		ug/m3	1	2/2/2010 2:40:00 AM

NOTES:

* Based on the chromatographic evidence, it appears that the contamination is from a fuel.
Surrogate reported in original analysis and dilutions.

detected
All target analytes should be "J"

Qualifiers:	**	Reporting Limit	.	Results reported are not blank corrected
	B	Analyte detected in the associated Method Blank	E	Value above quantitation range
	H	Holding times for preparation or analysis exceeded	J	Analyte detected at or below quantitation limits
	JN	Non-routine analyte. Quantitation estimated.	ND	Not Detected at the Reporting Limit
	S	Spike Recovery outside accepted recovery limits		

Centek Laboratories, LLC

Date: *31-Mar-10*

CLIENT:	LaBella Associates, Pc	**Client Sample ID:**	690-Outdoor-0
Lab Order:	C1002005	**Tag Number:**	84,393
Project:	St. Paul Street	**Collection Date:**	1/27/2010
Lab ID:	C1002005-019A	**Matrix:**	AIR

Analyses	Result	**Limit	Qual	Units	DF	Date Analyzed
1UG/M3 W/ 0.25UG/M3 CT-TCE-VC		**TO-15**				Analyst: **LL**
1,1,1-Trichloroethane	< 0.83	0.83		ug/m3	1	2/2/2010 3:48:00 AM
1,1,2,2-Tetrachloroethane	< 1.0	1.0		ug/m3	1	2/2/2010 3:48:00 AM
1,1,2-Trichloroethane	< 0.83	0.83		ug/m3	1	2/2/2010 3:48:00 AM
1,1-Dichloroethane	< 0.62	0.62		ug/m3	1	2/2/2010 3:48:00 AM
1,1-Dichloroethene	< 0.60	0.60		ug/m3	1	2/2/2010 3:48:00 AM
1,2,4-Trichlorobenzene	< 1.1	1.1		ug/m3	1	2/2/2010 3:48:00 AM
1,2,4-Trimethylbenzene	1.0	0.75		ug/m3	1	2/2/2010 3:48:00 AM
1,2-Dibromoethane	< 1.2	1.2		ug/m3	1	2/2/2010 3:48:00 AM
1,2-Dichlorobenzene	< 0.92	0.92		ug/m3	1	2/2/2010 3:48:00 AM
1,2-Dichloroethane	< 0.62	0.62		ug/m3	1	2/2/2010 3:48:00 AM
1,2-Dichloropropane	< 0.70	0.70		ug/m3	1	2/2/2010 3:48:00 AM
1,3,5-Trimethylbenzene	< 0.75	0.75		ug/m3	1	2/2/2010 3:48:00 AM
1,3-butadiene	< 0.34	0.34		ug/m3	1	2/2/2010 3:48:00 AM
1,3-Dichlorobenzene	< 0.92	0.92		ug/m3	1	2/2/2010 3:48:00 AM
1,4-Dichlorobenzene	< 0.92	0.92		ug/m3	1	2/2/2010 3:48:00 AM
1,4-Dioxane	< 1.1	1.1		ug/m3	1	2/2/2010 3:48:00 AM
2,2,4-trimethylpentane	< 0.71	0.71		ug/m3	1	2/2/2010 3:48:00 AM
4-ethyltoluene	0.55	0.75	J	ug/m3	1	2/2/2010 3:48:00 AM
Acetone	15	7.2		ug/m3	10	2/2/2010 4:22:00 AM
Allyl chloride	< 0.48	0.48		ug/m3	1	2/2/2010 3:48:00 AM
Benzene	0.49	0.49		ug/m3	1	2/2/2010 3:48:00 AM
Benzyl chloride	< 0.88	0.88		ug/m3	1	2/2/2010 3:48:00 AM
Bromodichloromethane	< 1.0	1.0		ug/m3	1	2/2/2010 3:48:00 AM
Bromoform	< 1.6	1.6		ug/m3	1	2/2/2010 3:48:00 AM
Bromomethane	< 0.59	0.59		ug/m3	1	2/2/2010 3:48:00 AM
Carbon disulfide	< 0.47	0.47		ug/m3	1	2/2/2010 3:48:00 AM
Carbon tetrachloride	0.45	0.26		ug/m3	1	2/2/2010 3:48:00 AM
Chlorobenzene	< 0.70	0.70		ug/m3	1	2/2/2010 3:48:00 AM
Chloroethane	< 0.40	0.40		ug/m3	1	2/2/2010 3:48:00 AM
Chloroform	0.89	0.74		ug/m3	1	2/2/2010 3:48:00 AM
Chloromethane	0.90	0.31		ug/m3	1	2/2/2010 3:48:00 AM
cis-1,2-Dichloroethene	< 0.60	0.60		ug/m3	1	2/2/2010 3:48:00 AM
cis-1,3-Dichloropropene	< 0.69	0.69		ug/m3	1	2/2/2010 3:48:00 AM
Cyclohexane	< 0.52	0.52		ug/m3	1	2/2/2010 3:48:00 AM
Dibromochloromethane	< 1.3	1.3		ug/m3	1	2/2/2010 3:48:00 AM
Ethyl acetate	< 0.92	0.92		ug/m3	1	2/2/2010 3:48:00 AM
Ethylbenzene	< 0.66	0.66		ug/m3	1	2/2/2010 3:48:00 AM
Freon 11	1.0	0.86		ug/m3	1	2/2/2010 3:48:00 AM
Freon 113	< 1.2	1.2		ug/m3	1	2/2/2010 3:48:00 AM
Freon 114	< 1.1	1.1		ug/m3	1	2/2/2010 3:48:00 AM

Qualifiers:

**	Reporting Limit	.	Results reported are not blank corrected
B	Analyte detected in the associated Method Blank	E	Value above quantitation range
H	Holding times for preparation or analysis exceeded	J	Analyte detected at or below quantitation limits
JN	Non-routine analyte. Quantitation estimated.	ND	Not Detected at the Reporting Limit
S	Spike Recovery outside accepted recovery limits		

Centek Laboratories, LLC

Date: *31-Mar-10*

CLIENT:	LaBella Associates, Pc	**Client Sample ID:**	690-Outdoor-0
Lab Order:	C1002005	**Tag Number:**	84,393
Project:	St. Paul Street	**Collection Date:**	1/27/2010
Lab ID:	C1002005-019A	**Matrix:**	AIR

Analyses	Result	**Limit	Qual	Units	DF	Date Analyzed
1UG/M3 W/ 0.25UG/M3 CT-TCE-VC		**TO-15**				Analyst: LL
Freon 12	2.1	0.75		ug/m3	1	2/2/2010 3:48:00 AM
Heptane	< 0.62	0.62		ug/m3	1	2/2/2010 3:48:00 AM
Hexachloro-1,3-butadiene	< 1.6	1.6		ug/m3	1	2/2/2010 3:48:00 AM
Hexane	0.68	0.54		ug/m3	1	2/2/2010 3:48:00 AM
Isopropyl alcohol	2.6	0.37		ug/m3	1	2/2/2010 3:48:00 AM
m&p-Xylene	< 1.3	1.3		ug/m3	1	2/2/2010 3:48:00 AM
Methyl Butyl Ketone	< 1.2	1.2		ug/m3	1	2/2/2010 3:48:00 AM
Methyl Ethyl Ketone	< 0.90	0.90		ug/m3	1	2/2/2010 3:48:00 AM
Methyl Isobutyl Ketone	< 1.2	1.2		ug/m3	1	2/2/2010 3:48:00 AM
Methyl tert-butyl ether	< 0.55	0.55		ug/m3	1	2/2/2010 3:48:00 AM
Methylene chloride	0.74	0.53		ug/m3	1	2/2/2010 3:48:00 AM
o-Xylene	< 0.66	0.66		ug/m3	1	2/2/2010 3:48:00 AM
Propylene	< 0.26	0.26		ug/m3	1	2/2/2010 3:48:00 AM
Styrene	< 0.65	0.65		ug/m3	1	2/2/2010 3:48:00 AM
Tetrachloroethylene	< 1.0	1.0		ug/m3	1	2/2/2010 3:48:00 AM
Tetrahydrofuran	< 0.45	0.45		ug/m3	1	2/2/2010 3:48:00 AM
Toluene	0.88	0.57		ug/m3	1	2/2/2010 3:48:00 AM
trans-1,2-Dichloroethene	< 0.60	0.60		ug/m3	1	2/2/2010 3:48:00 AM
trans-1,3-Dichloropropene	< 0.69	0.69		ug/m3	1	2/2/2010 3:48:00 AM
Trichloroethene	< 0.22	0.22		ug/m3	1	2/2/2010 3:48:00 AM
Vinyl acetate	< 0.54	0.54		ug/m3	1	2/2/2010 3:48:00 AM
Vinyl Bromide	< 0.67	0.67		ug/m3	1	2/2/2010 3:48:00 AM
Vinyl chloride	< 0.10	0.10		ug/m3	1	2/2/2010 3:48:00 AM

Qualifiers:

**	Reporting Limit	.	Results reported are not blank corrected
B	Analyte detected in the associated Method Blank	E	Value above quantitation range
H	Holding times for preparation or analysis exceeded	J	Analyte detected at or below quantitation limits
JN	Non-routine analyte. Quantitation estimated.	ND	Not Detected at the Reporting Limit
S	Spike Recovery outside accepted recovery limits		

Centek Laboratories, LLC

Date: *01-Apr-10*

CLIENT:	LaBella Associates, Pc	**Client Sample ID:**	Nurses Suite 2010.01.27
Lab Order:	C1002006	**Tag Number:**	108
Project:	St. Paul Street	**Collection Date:**	1/27/2010
Lab ID:	C1002006-001A	**Matrix:**	AIR

Analyses	Result	**Limit	Qual	Units	DF	Date Analyzed
1UG/M3 W/ 0.25UG/M3 CT-TCE-VC		**TO-15**				Analyst: **LL**
1,1,1-Trichloroethane	< 0.83	0.83		ug/m3	1	2/3/2010 3:28:00 AM
1,1,2,2-Tetrachloroethane	< 1.0	1.0		ug/m3	1	2/3/2010 3:28:00 AM
1,1,2-Trichloroethane	< 0.83	0.83		ug/m3	1	2/3/2010 3:28:00 AM
1,1-Dichloroethane	< 0.62	0.62		ug/m3	1	2/3/2010 3:28:00 AM
1,1-Dichloroethene	< 0.60	0.60		ug/m3	1	2/3/2010 3:28:00 AM
1,2,4-Trichlorobenzene	< 1.1	1.1		ug/m3	1	2/3/2010 3:28:00 AM
1,2,4-Trimethylbenzene	9.5	7.5		ug/m3	10	2/3/2010 4:00:00 AM
1,2-Dibromoethane	< 1.2	1.2		ug/m3	1	2/3/2010 3:28:00 AM
1,2-Dichlorobenzene	< 0.92	0.92		ug/m3	1	2/3/2010 3:28:00 AM
1,2-Dichloroethane	< 0.62	0.62		ug/m3	1	2/3/2010 3:28:00 AM
1,2-Dichloropropane	< 0.70	0.70		ug/m3	1	2/3/2010 3:28:00 AM
1,3,5-Trimethylbenzene	7.4	0.75		ug/m3	1	2/3/2010 3:28:00 AM
1,3-butadiene	< 0.34	0.34		ug/m3	1	2/3/2010 3:28:00 AM
1,3-Dichlorobenzene	< 0.92	0.92		ug/m3	1	2/3/2010 3:28:00 AM
1,4-Dichlorobenzene	< 0.92	0.92		ug/m3	1	2/3/2010 3:28:00 AM
1,4-Dioxane	< 1.1	1.1		ug/m3	1	2/3/2010 3:28:00 AM
2,2,4-trimethylpentane	< 0.71	0.71		ug/m3	1	2/3/2010 3:28:00 AM
4-ethyltoluene	5.0	7.5	J	ug/m3	10	2/3/2010 4:00:00 AM
Acetone	21	7.2		ug/m3	10	2/3/2010 4:00:00 AM
Allyl chloride	< 0.48	0.48		ug/m3	1	2/3/2010 3:28:00 AM
Benzene	0.97	0.49		ug/m3	1	2/3/2010 3:28:00 AM
Benzyl chloride	< 0.88	0.88		ug/m3	1	2/3/2010 3:28:00 AM
Bromodichloromethane	< 1.0	1.0		ug/m3	1	2/3/2010 3:28:00 AM
Bromoform	< 1.6	1.6		ug/m3	1	2/3/2010 3:28:00 AM
Bromomethane	< 0.59	0.59		ug/m3	1	2/3/2010 3:28:00 AM
Carbon disulfide	0.32	0.47	J	ug/m3	1	2/3/2010 3:28:00 AM
Carbon tetrachloride	0.45	0.26		ug/m3	1	2/3/2010 3:28:00 AM
Chlorobenzene	< 0.70	0.70		ug/m3	1	2/3/2010 3:28:00 AM
Chloroethane	< 0.40	0.40		ug/m3	1	2/3/2010 3:28:00 AM
Chloroform	17	7.4		ug/m3	10	2/3/2010 4:00:00 AM
Chloromethane	1.2	0.31		ug/m3	1	2/3/2010 3:28:00 AM
cis-1,2-Dichloroethene	0.60	0.60		ug/m3	1	2/3/2010 3:28:00 AM
cis-1,3-Dichloropropene	< 0.69	0.69		ug/m3	1	2/3/2010 3:28:00 AM
Cyclohexane	0.38	0.52	J	ug/m3	1	2/3/2010 3:28:00 AM
Dibromochloromethane	< 1.3	1.3		ug/m3	1	2/3/2010 3:28:00 AM
Ethyl acetate	< 0.92	0.92		ug/m3	1	2/3/2010 3:28:00 AM
Ethylbenzene	0.88	0.66		ug/m3	1	2/3/2010 3:28:00 AM
Freon 11	1.1	0.86		ug/m3	1	2/3/2010 3:28:00 AM
Freon 113	< 1.2	1.2		ug/m3	1	2/3/2010 3:28:00 AM
Freon 114	< 1.1	1.1		ug/m3	1	2/3/2010 3:28:00 AM

Qualifiers:

**	Reporting Limit	.	Results reported are not blank corrected
B	Analyte detected in the associated Method Blank	E	Value above quantitation range
H	Holding times for preparation or analysis exceeded	J	Analyte detected at or below quantitation limits
JN	Non-routine analyte. Quantitation estimated.	ND	Not Detected at the Reporting Limit
S	Spike Recovery outside accepted recovery limits		

Centek Laboratories, LLC

Date: *01-Apr-10*

CLIENT:	LaBella Associates, Pc	**Client Sample ID:**	Nurses Suite 2010.01.27
Lab Order:	C1002006	**Tag Number:**	108
Project:	St. Paul Street	**Collection Date:**	1/27/2010
Lab ID:	C1002006-001A	**Matrix:**	AIR

Analyses	Result	**Limit	Qual	Units	DF	Date Analyzed
1UG/M3 W/ 0.25UG/M3 CT-TCE-VC		**TO-15**				Analyst: LL
Freon 12	2.3	0.75		ug/m3	1	2/3/2010 3:28:00 AM
Heptane	0.54	0.62	J	ug/m3	1	2/3/2010 3:28:00 AM
Hexachloro-1,3-butadiene	< 1.6	1.6		ug/m3	1	2/3/2010 3:28:00 AM
Hexane	1.1	0.54		ug/m3	1	2/3/2010 3:28:00 AM
Isopropyl alcohol	3.0	0.37		ug/m3	1	2/3/2010 3:28:00 AM
m&p-Xylene	2.9	1.3		ug/m3	1	2/3/2010 3:28:00 AM
Methyl Butyl Ketone	< 1.2	1.2		ug/m3	1	2/3/2010 3:28:00 AM
Methyl Ethyl Ketone	< 0.90	0.90		ug/m3	1	2/3/2010 3:28:00 AM
Methyl Isobutyl Ketone	< 1.2	1.2		ug/m3	1	2/3/2010 3:28:00 AM
Methyl tert-butyl ether	< 0.55	0.55		ug/m3	1	2/3/2010 3:28:00 AM
Methylene chloride	1.6	0.53		ug/m3	1	2/3/2010 3:28:00 AM
o-Xylene	1.8	0.66		ug/m3	1	2/3/2010 3:28:00 AM
Propylene	< 0.26	0.26		ug/m3	1	2/3/2010 3:28:00 AM
Styrene	< 0.65	0.65		ug/m3	1	2/3/2010 3:28:00 AM
Tetrachloroethylene	< 1.0	1.0		ug/m3	1	2/3/2010 3:28:00 AM
Tetrahydrofuran	< 0.45	0.45		ug/m3	1	2/3/2010 3:28:00 AM
Toluene	4.0	0.57		ug/m3	1	2/3/2010 3:28:00 AM
trans-1,2-Dichloroethene	< 0.60	0.60		ug/m3	1	2/3/2010 3:28:00 AM
trans-1,3-Dichloropropene	< 0.69	0.69		ug/m3	1	2/3/2010 3:28:00 AM
Trichloroethene	0.82	0.22		ug/m3	1	2/3/2010 3:28:00 AM
Vinyl acetate	< 0.54	0.54		ug/m3	1	2/3/2010 3:28:00 AM
Vinyl Bromide	< 0.67	0.67		ug/m3	1	2/3/2010 3:28:00 AM
Vinyl chloride	< 0.10	0.10		ug/m3	1	2/3/2010 3:28:00 AM

Qualifiers:

**	Reporting Limit	.	Results reported are not blank corrected
B	Analyte detected in the associated Method Blank	E	Value above quantitation range
H	Holding times for preparation or analysis exceeded	J	Analyte detected at or below quantitation limits
JN	Non-routine analyte. Quantitation estimated.	ND	Not Detected at the Reporting Limit
S	Spike Recovery outside accepted recovery limits		

Centek Laboratories, LLC

Date: *01-Apr-10*

CLIENT:	LaBella Associates, Pc	**Client Sample ID:**	Nurses Suite 2010.27.01D
Lab Order:	C1002006	**Tag Number:**	430
Project:	St. Paul Street	**Collection Date:**	1/27/2010
Lab ID:	C1002006-002A	**Matrix:**	

Analyses	Result	**Limit	Qual	Units	DF	Date Analyzed
1UG/M3 W/ 0.25UG/M3 CT-TCE-VC		**TO-15**				Analyst: **LL**
1,1,1-Trichloroethane	< 0.83	0.83		ug/m3	1	2/3/2010 4:33:00 AM
1,1,2,2-Tetrachloroethane	< 1.0	1.0		ug/m3	1	2/3/2010 4:33:00 AM
1,1,2-Trichloroethane	< 0.83	0.83		ug/m3	1	2/3/2010 4:33:00 AM
1,1-Dichloroethane	< 0.62	0.62		ug/m3	1	2/3/2010 4:33:00 AM
1,1-Dichloroethene	< 0.60	0.60		ug/m3	1	2/3/2010 4:33:00 AM
1,2,4-Trichlorobenzene	< 1.1	1.1		ug/m3	1	2/3/2010 4:33:00 AM
1,2,4-Trimethylbenzene	9.5	7.5		ug/m3	10	2/3/2010 5:06:00 AM
1,2-Dibromoethane	< 1.2	1.2		ug/m3	1	2/3/2010 4:33:00 AM
1,2-Dichlorobenzene	< 0.92	0.92		ug/m3	1	2/3/2010 4:33:00 AM
1,2-Dichloroethane	< 0.62	0.62		ug/m3	1	2/3/2010 4:33:00 AM
1,2-Dichloropropane	< 0.70	0.70		ug/m3	1	2/3/2010 4:33:00 AM
1,3,5-Trimethylbenzene	6.7	0.75		ug/m3	1	2/3/2010 4:33:00 AM
1,3-butadiene	< 0.34	0.34		ug/m3	1	2/3/2010 4:33:00 AM
1,3-Dichlorobenzene	< 0.92	0.92		ug/m3	1	2/3/2010 4:33:00 AM
1,4-Dichlorobenzene	< 0.92	0.92		ug/m3	1	2/3/2010 4:33:00 AM
1,4-Dioxane	< 1.1	1.1		ug/m3	1	2/3/2010 4:33:00 AM
2,2,4-trimethylpentane	< 0.71	0.71		ug/m3	1	2/3/2010 4:33:00 AM
4-ethyltoluene	5.0	7.5	J	ug/m3	10	2/3/2010 5:06:00 AM
Acetone	15	7.2		ug/m3	10	2/3/2010 5:06:00 AM
Allyl chloride	< 0.48	0.48		ug/m3	1	2/3/2010 4:33:00 AM
Benzene	0.91	0.49		ug/m3	1	2/3/2010 4:33:00 AM
Benzyl chloride	< 0.88	0.88		ug/m3	1	2/3/2010 4:33:00 AM
Bromodichloromethane	< 1.0	1.0		ug/m3	1	2/3/2010 4:33:00 AM
Bromoform	< 1.6	1.6		ug/m3	1	2/3/2010 4:33:00 AM
Bromomethane	< 0.59	0.59		ug/m3	1	2/3/2010 4:33:00 AM
Carbon disulfide	< 0.47	0.47		ug/m3	1	2/3/2010 4:33:00 AM
Carbon tetrachloride	0.45	0.26		ug/m3	1	2/3/2010 4:33:00 AM
Chlorobenzene	< 0.70	0.70		ug/m3	1	2/3/2010 4:33:00 AM
Chloroethane	< 0.40	0.40		ug/m3	1	2/3/2010 4:33:00 AM
Chloroform	17	7.4		ug/m3	10	2/3/2010 5:06:00 AM
Chloromethane	0.97	0.31		ug/m3	1	2/3/2010 4:33:00 AM
cis-1,2-Dichloroethene	0.64	0.60		ug/m3	1	2/3/2010 4:33:00 AM
cis-1,3-Dichloropropene	< 0.69	0.69		ug/m3	1	2/3/2010 4:33:00 AM
Cyclohexane	< 0.52	0.52		ug/m3	1	2/3/2010 4:33:00 AM
Dibromochloromethane	< 1.3	1.3		ug/m3	1	2/3/2010 4:33:00 AM
Ethyl acetate	0.51	0.92	J	ug/m3	1	2/3/2010 4:33:00 AM
Ethylbenzene	0.84	0.66		ug/m3	1	2/3/2010 4:33:00 AM
Freon 11	1.1	0.86		ug/m3	1	2/3/2010 4:33:00 AM
Freon 113	< 1.2	1.2		ug/m3	1	2/3/2010 4:33:00 AM
Freon 114	< 1.1	1.1		ug/m3	1	2/3/2010 4:33:00 AM

Qualifiers:

**	Reporting Limit	.	Results reported are not blank corrected
B	Analyte detected in the associated Method Blank	E	Value above quantitation range
H	Holding times for preparation or analysis exceeded	J	Analyte detected at or below quantitation limits
JN	Non-routine analyte. Quantitation estimated.	ND	Not Detected at the Reporting Limit
S	Spike Recovery outside accepted recovery limits		

Centek Laboratories, LLC

Date: *01-Apr-10*

CLIENT:	LaBella Associates, Pc	**Client Sample ID:**	Nurses Suite 2010.27.01D
Lab Order:	C1002006	**Tag Number:**	430
Project:	St. Paul Street	**Collection Date:**	1/27/2010
Lab ID:	C1002006-002A	**Matrix:**	

Analyses	Result	**Limit	Qual	Units	DF	Date Analyzed
1UG/M3 W/ 0.25UG/M3 CT-TCE-VC		**TO-15**				Analyst: LL
Freon 12	2.2	0.75		ug/m3	1	2/3/2010 4:33:00 AM
Heptane	0.50	0.62	J	ug/m3	1	2/3/2010 4:33:00 AM
Hexachloro-1,3-butadiene	< 1.6	1.6		ug/m3	1	2/3/2010 4:33:00 AM
Hexane	1.1	0.54		ug/m3	1	2/3/2010 4:33:00 AM
Isopropyl alcohol	2.4	0.37		ug/m3	1	2/3/2010 4:33:00 AM
m&p-Xylene	2.6	1.3		ug/m3	1	2/3/2010 4:33:00 AM
Methyl Butyl Ketone	< 1.2	1.2		ug/m3	1	2/3/2010 4:33:00 AM
Methyl Ethyl Ketone	0.75	0.90	J	ug/m3	1	2/3/2010 4:33:00 AM
Methyl Isobutyl Ketone	< 1.2	1.2		ug/m3	1	2/3/2010 4:33:00 AM
Methyl tert-butyl ether	< 0.55	0.55		ug/m3	1	2/3/2010 4:33:00 AM
Methylene chloride	1.6	0.53		ug/m3	1	2/3/2010 4:33:00 AM
o-Xylene	1.8	0.66		ug/m3	1	2/3/2010 4:33:00 AM
Propylene	< 0.26	0.26		ug/m3	1	2/3/2010 4:33:00 AM
Styrene	< 0.65	0.65		ug/m3	1	2/3/2010 4:33:00 AM
Tetrachloroethylene	< 1.0	1.0		ug/m3	1	2/3/2010 4:33:00 AM
Tetrahydrofuran	< 0.45	0.45		ug/m3	1	2/3/2010 4:33:00 AM
Toluene	3.6	0.57		ug/m3	1	2/3/2010 4:33:00 AM
trans-1,2-Dichloroethene	< 0.60	0.60		ug/m3	1	2/3/2010 4:33:00 AM
trans-1,3-Dichloropropene	< 0.69	0.69		ug/m3	1	2/3/2010 4:33:00 AM
Trichloroethene	0.71	0.22		ug/m3	1	2/3/2010 4:33:00 AM
Vinyl acetate	< 0.54	0.54		ug/m3	1	2/3/2010 4:33:00 AM
Vinyl Bromide	< 0.67	0.67		ug/m3	1	2/3/2010 4:33:00 AM
Vinyl chloride	< 0.10	0.10		ug/m3	1	2/3/2010 4:33:00 AM

Qualifiers:

**	Reporting Limit	.	Results reported are not blank corrected
B	Analyte detected in the associated Method Blank	E	Value above quantitation range
H	Holding times for preparation or analysis exceeded	J	Analyte detected at or below quantitation limits
JN	Non-routine analyte. Quantitation estimated.	ND	Not Detected at the Reporting Limit
S	Spike Recovery outside accepted recovery limits		

Centek Laboratories, LLC

Date: *01-Apr-10*

CLIENT:	LaBella Associates, Pc	**Client Sample ID:**	Rm.134.2010.01.27
Lab Order:	C1002006	**Tag Number:**	215
Project:	St. Paul Street	**Collection Date:**	1/27/2010
Lab ID:	C1002006-003A	**Matrix:**	AIR

Analyses	Result	**Limit	Qual	Units	DF	Date Analyzed
1UG/M3 W/ 0.25UG/M3 CT-TCE-VC		**TO-15**				Analyst: **LL**
1,1,1-Trichloroethane	< 0.83	0.83		ug/m3	1	2/3/2010 7:21:00 AM
1,1,2,2-Tetrachloroethane	< 1.0	1.0		ug/m3	1	2/3/2010 7:21:00 AM
1,1,2-Trichloroethane	< 0.83	0.83		ug/m3	1	2/3/2010 7:21:00 AM
1,1-Dichloroethane	< 0.62	0.62		ug/m3	1	2/3/2010 7:21:00 AM
1,1-Dichloroethene	< 0.60	0.60		ug/m3	1	2/3/2010 7:21:00 AM
1,2,4-Trichlorobenzene	< 1.1	1.1		ug/m3	1	2/3/2010 7:21:00 AM
1,2,4-Trimethylbenzene	3.6	0.75		ug/m3	1	2/3/2010 7:21:00 AM
1,2-Dibromoethane	< 1.2	1.2		ug/m3	1	2/3/2010 7:21:00 AM
1,2-Dichlorobenzene	< 0.92	0.92		ug/m3	1	2/3/2010 7:21:00 AM
1,2-Dichloroethane	< 0.62	0.62		ug/m3	1	2/3/2010 7:21:00 AM
1,2-Dichloropropane	< 0.70	0.70		ug/m3	1	2/3/2010 7:21:00 AM
1,3,5-Trimethylbenzene	1.0	0.75		ug/m3	1	2/3/2010 7:21:00 AM
1,3-butadiene	< 0.34	0.34		ug/m3	1	2/3/2010 7:21:00 AM
1,3-Dichlorobenzene	< 0.92	0.92		ug/m3	1	2/3/2010 7:21:00 AM
1,4-Dichlorobenzene	< 0.92	0.92		ug/m3	1	2/3/2010 7:21:00 AM
1,4-Dioxane	< 1.1	1.1		ug/m3	1	2/3/2010 7:21:00 AM
2,2,4-trimethylpentane	< 0.71	0.71		ug/m3	1	2/3/2010 7:21:00 AM
4-ethyltoluene	1.3	0.75		ug/m3	1	2/3/2010 7:21:00 AM
Acetone	20	7.2		ug/m3	10	2/3/2010 9:07:00 AM
Allyl chloride	< 0.48	0.48		ug/m3	1	2/3/2010 7:21:00 AM
Benzene	0.75	0.49		ug/m3	1	2/3/2010 7:21:00 AM
Benzyl chloride	< 0.88	0.88		ug/m3	1	2/3/2010 7:21:00 AM
Bromodichloromethane	< 1.0	1.0		ug/m3	1	2/3/2010 7:21:00 AM
Bromoform	< 1.6	1.6		ug/m3	1	2/3/2010 7:21:00 AM
Bromomethane	< 0.59	0.59		ug/m3	1	2/3/2010 7:21:00 AM
Carbon disulfide	< 0.47	0.47		ug/m3	1	2/3/2010 7:21:00 AM
Carbon tetrachloride	0.45	0.26		ug/m3	1	2/3/2010 7:21:00 AM
Chlorobenzene	< 0.70	0.70		ug/m3	1	2/3/2010 7:21:00 AM
Chloroethane	< 0.40	0.40		ug/m3	1	2/3/2010 7:21:00 AM
Chloroform	2.3	0.74		ug/m3	1	2/3/2010 7:21:00 AM
Chloromethane	0.97	0.31		ug/m3	1	2/3/2010 7:21:00 AM
cis-1,2-Dichloroethene	< 0.60	0.60		ug/m3	1	2/3/2010 7:21:00 AM
cis-1,3-Dichloropropene	< 0.69	0.69		ug/m3	1	2/3/2010 7:21:00 AM
Cyclohexane	0.59	0.52		ug/m3	1	2/3/2010 7:21:00 AM
Dibromochloromethane	< 1.3	1.3		ug/m3	1	2/3/2010 7:21:00 AM
Ethyl acetate	< 0.92	0.92		ug/m3	1	2/3/2010 7:21:00 AM
Ethylbenzene	0.44	0.66	J	ug/m3	1	2/3/2010 7:21:00 AM
Freon 11	1.1	0.86		ug/m3	1	2/3/2010 7:21:00 AM
Freon 113	< 1.2	1.2		ug/m3	1	2/3/2010 7:21:00 AM
Freon 114	< 1.1	1.1		ug/m3	1	2/3/2010 7:21:00 AM

Qualifiers:

**	Reporting Limit	.	Results reported are not blank corrected
B	Analyte detected in the associated Method Blank	E	Value above quantitation range
H	Holding times for preparation or analysis exceeded	J	Analyte detected at or below quantitation limits
JN	Non-routine analyte. Quantitation estimated.	ND	Not Detected at the Reporting Limit
S	Spike Recovery outside accepted recovery limits		

Centek Laboratories, LLC

Date: *01-Apr-10*

CLIENT:	LaBella Associates, Pc	**Client Sample ID:**	Rm.134.2010.01.27
Lab Order:	C1002006	**Tag Number:**	215
Project:	St. Paul Street	**Collection Date:**	1/27/2010
Lab ID:	C1002006-003A	**Matrix:**	AIR

Analyses	Result	**Limit	Qual	Units	DF	Date Analyzed
1UG/M3 W/ 0.25UG/M3 CT-TCE-VC		**TO-15**				**Analyst: LL**
Freon 12	2.1	0.75		ug/m3	1	2/3/2010 7:21:00 AM
Heptane	0.75	0.62		ug/m3	1	2/3/2010 7:21:00 AM
Hexachloro-1,3-butadiene	< 1.6	1.6		ug/m3	1	2/3/2010 7:21:00 AM
Hexane	0.97	0.54		ug/m3	1	2/3/2010 7:21:00 AM
Isopropyl alcohol	23	3.7		ug/m3	10	2/3/2010 9:07:00 AM
m&p-Xylene	1.3	1.3	J	ug/m3	1	2/3/2010 7:21:00 AM
Methyl Butyl Ketone	< 1.2	1.2		ug/m3	1	2/3/2010 7:21:00 AM
Methyl Ethyl Ketone	1.2	0.90		ug/m3	1	2/3/2010 7:21:00 AM
Methyl Isobutyl Ketone	< 1.2	1.2		ug/m3	1	2/3/2010 7:21:00 AM
Methyl tert-butyl ether	< 0.55	0.55		ug/m3	1	2/3/2010 7:21:00 AM
Methylene chloride	0.99	0.53		ug/m3	1	2/3/2010 7:21:00 AM
o-Xylene	0.66	0.66		ug/m3	1	2/3/2010 7:21:00 AM
Propylene	< 0.26	0.26		ug/m3	1	2/3/2010 7:21:00 AM
Styrene	< 0.65	0.65		ug/m3	1	2/3/2010 7:21:00 AM
Tetrachloroethylene	< 1.0	1.0		ug/m3	1	2/3/2010 7:21:00 AM
Tetrahydrofuran	< 0.45	0.45		ug/m3	1	2/3/2010 7:21:00 AM
Toluene	2.4	0.57		ug/m3	1	2/3/2010 7:21:00 AM
trans-1,2-Dichloroethene	< 0.60	0.60		ug/m3	1	2/3/2010 7:21:00 AM
trans-1,3-Dichloropropene	< 0.69	0.69		ug/m3	1	2/3/2010 7:21:00 AM
Trichloroethene	0.33	0.22		ug/m3	1	2/3/2010 7:21:00 AM
Vinyl acetate	< 0.54	0.54		ug/m3	1	2/3/2010 7:21:00 AM
Vinyl Bromide	< 0.67	0.67		ug/m3	1	2/3/2010 7:21:00 AM
Vinyl chloride	< 0.10	0.10		ug/m3	1	2/3/2010 7:21:00 AM

Qualifiers:

**	Reporting Limit	.	Results reported are not blank corrected
B	Analyte detected in the associated Method Blank	E	Value above quantitation range
H	Holding times for preparation or analysis exceeded	J	Analyte detected at or below quantitation limits
JN	Non-routine analyte. Quantitation estimated.	ND	Not Detected at the Reporting Limit
S	Spike Recovery outside accepted recovery limits		

Centek Laboratories, LLC

Date: *01-Apr-10*

CLIENT:	LaBella Associates, Pc	**Client Sample ID:**	Rm 117.20.01.27
Lab Order:	C1002006	**Tag Number:**	426
Project:	St. Paul Street	**Collection Date:**	1/27/2010
Lab ID:	C1002006-004A	**Matrix:**	AIR

Analyses	Result	**Limit	Qual	Units	DF	Date Analyzed
1UG/M3 W/ 0.25UG/M3 CT-TCE-VC		**TO-15**				**Analyst: LL**
1,1,1-Trichloroethane	< 0.83	0.83		ug/m3	1	2/3/2010 5:40:00 AM
1,1,2,2-Tetrachloroethane	< 1.0	1.0		ug/m3	1	2/3/2010 5:40:00 AM
1,1,2-Trichloroethane	< 0.83	0.83		ug/m3	1	2/3/2010 5:40:00 AM
1,1-Dichloroethane	< 0.62	0.62		ug/m3	1	2/3/2010 5:40:00 AM
1,1-Dichloroethene	< 0.60	0.60		ug/m3	1	2/3/2010 5:40:00 AM
1,2,4-Trichlorobenzene	< 1.1	1.1		ug/m3	1	2/3/2010 5:40:00 AM
1,2,4-Trimethylbenzene	4.1	0.75		ug/m3	1	2/3/2010 5:40:00 AM
1,2-Dibromoethane	< 1.2	1.2		ug/m3	1	2/3/2010 5:40:00 AM
1,2-Dichlorobenzene	< 0.92	0.92		ug/m3	1	2/3/2010 5:40:00 AM
1,2-Dichloroethane	< 0.62	0.62		ug/m3	1	2/3/2010 5:40:00 AM
1,2-Dichloropropane	< 0.70	0.70		ug/m3	1	2/3/2010 5:40:00 AM
1,3,5-Trimethylbenzene	0.95	0.75		ug/m3	1	2/3/2010 5:40:00 AM
1,3-butadiene	< 0.34	0.34		ug/m3	1	2/3/2010 5:40:00 AM
1,3-Dichlorobenzene	< 0.92	0.92		ug/m3	1	2/3/2010 5:40:00 AM
1,4-Dichlorobenzene	< 0.92	0.92		ug/m3	1	2/3/2010 5:40:00 AM
1,4-Dioxane	< 1.1	1.1		ug/m3	1	2/3/2010 5:40:00 AM
2,2,4-trimethylpentane	< 0.71	0.71		ug/m3	1	2/3/2010 5:40:00 AM
4-ethyltoluene	1.4	0.75		ug/m3	1	2/3/2010 5:40:00 AM
Acetone	12	7.2		ug/m3	10	2/3/2010 6:12:00 AM
Allyl chloride	< 0.48	0.48		ug/m3	1	2/3/2010 5:40:00 AM
Benzene	0.55	0.49		ug/m3	1	2/3/2010 5:40:00 AM
Benzyl chloride	< 0.88	0.88		ug/m3	1	2/3/2010 5:40:00 AM
Bromodichloromethane	< 1.0	1.0		ug/m3	1	2/3/2010 5:40:00 AM
Bromoform	< 1.6	1.6		ug/m3	1	2/3/2010 5:40:00 AM
Bromomethane	< 0.59	0.59		ug/m3	1	2/3/2010 5:40:00 AM
Carbon disulfide	< 0.47	0.47		ug/m3	1	2/3/2010 5:40:00 AM
Carbon tetrachloride	0.45	0.26		ug/m3	1	2/3/2010 5:40:00 AM
Chlorobenzene	< 0.70	0.70		ug/m3	1	2/3/2010 5:40:00 AM
Chloroethane	< 0.40	0.40		ug/m3	1	2/3/2010 5:40:00 AM
Chloroform	3.2	0.74		ug/m3	1	2/3/2010 5:40:00 AM
Chloromethane	0.78	0.31		ug/m3	1	2/3/2010 5:40:00 AM
cis-1,2-Dichloroethene	< 0.60	0.60		ug/m3	1	2/3/2010 5:40:00 AM
cis-1,3-Dichloropropene	< 0.69	0.69		ug/m3	1	2/3/2010 5:40:00 AM
Cyclohexane	0.42	0.52	J	ug/m3	1	2/3/2010 5:40:00 AM
Dibromochloromethane	< 1.3	1.3		ug/m3	1	2/3/2010 5:40:00 AM
Ethyl acetate	< 0.92	0.92		ug/m3	1	2/3/2010 5:40:00 AM
Ethylbenzene	0.44	0.66	J	ug/m3	1	2/3/2010 5:40:00 AM
Freon 11	1.1	0.86		ug/m3	1	2/3/2010 5:40:00 AM
Freon 113	< 1.2	1.2		ug/m3	1	2/3/2010 5:40:00 AM
Freon 114	< 1.1	1.1		ug/m3	1	2/3/2010 5:40:00 AM

Qualifiers:

- ** Reporting Limit
- B Analyte detected in the associated Method Blank
- H Holding times for preparation or analysis exceeded
- JN Non-routine analyte. Quantitation estimated.
- S Spike Recovery outside accepted recovery limits
- . Results reported are not blank corrected
- E Value above quantitation range
- J Analyte detected at or below quantitation limits
- ND Not Detected at the Reporting Limit

Centek Laboratories, LLC

Date: *01-Apr-10*

CLIENT:	LaBella Associates, Pc	**Client Sample ID:**	Rm 117.20.01.27
Lab Order:	C1002006	**Tag Number:**	426
Project:	St. Paul Street	**Collection Date:**	1/27/2010
Lab ID:	C1002006-004A	**Matrix:**	AIR

Analyses	Result	**Limit	Qual	Units	DF	Date Analyzed
1UG/M3 W/ 0.25UG/M3 CT-TCE-VC		**TO-15**				Analyst: LL
Freon 12	2.2	0.75		ug/m3	1	2/3/2010 5:40:00 AM
Heptane	0.67	0.62		ug/m3	1	2/3/2010 5:40:00 AM
Hexachloro-1,3-butadiene	< 1.6	1.6		ug/m3	1	2/3/2010 5:40:00 AM
Hexane	0.75	0.54		ug/m3	1	2/3/2010 5:40:00 AM
Isopropyl alcohol	11	3.7		ug/m3	10	2/3/2010 6:12:00 AM
m&p-Xylene	1.1	1.3	J	ug/m3	1	2/3/2010 5:40:00 AM
Methyl Butyl Ketone	< 1.2	1.2		ug/m3	1	2/3/2010 5:40:00 AM
Methyl Ethyl Ketone	1.5	0.90		ug/m3	1	2/3/2010 5:40:00 AM
Methyl Isobutyl Ketone	< 1.2	1.2		ug/m3	1	2/3/2010 5:40:00 AM
Methyl tert-butyl ether	< 0.55	0.55		ug/m3	1	2/3/2010 5:40:00 AM
Methylene chloride	0.99	0.53		ug/m3	1	2/3/2010 5:40:00 AM
o-Xylene	0.53	0.66	J	ug/m3	1	2/3/2010 5:40:00 AM
Propylene	< 0.26	0.26		ug/m3	1	2/3/2010 5:40:00 AM
Styrene	< 0.65	0.65		ug/m3	1	2/3/2010 5:40:00 AM
Tetrachloroethylene	< 1.0	1.0		ug/m3	1	2/3/2010 5:40:00 AM
Tetrahydrofuran	< 0.45	0.45		ug/m3	1	2/3/2010 5:40:00 AM
Toluene	2.1	0.57		ug/m3	1	2/3/2010 5:40:00 AM
trans-1,2-Dichloroethene	< 0.60	0.60		ug/m3	1	2/3/2010 5:40:00 AM
trans-1,3-Dichloropropene	< 0.69	0.69		ug/m3	1	2/3/2010 5:40:00 AM
Trichloroethene	0.33	0.22		ug/m3	1	2/3/2010 5:40:00 AM
Vinyl acetate	< 0.54	0.54		ug/m3	1	2/3/2010 5:40:00 AM
Vinyl Bromide	< 0.67	0.67		ug/m3	1	2/3/2010 5:40:00 AM
Vinyl chloride	< 0.10	0.10		ug/m3	1	2/3/2010 5:40:00 AM

Qualifiers:

**	Reporting Limit	.	Results reported are not blank corrected
B	Analyte detected in the associated Method Blank	E	Value above quantitation range
H	Holding times for preparation or analysis exceeded	J	Analyte detected at or below quantitation limits
JN	Non-routine analyte. Quantitation estimated.	ND	Not Detected at the Reporting Limit
S	Spike Recovery outside accepted recovery limits		

Centek Laboratories, LLC

Date: *01-Apr-10*

CLIENT:	LaBella Associates, Pc	**Client Sample ID:**	Trip BlanK
Lab Order:	C1002006	**Tag Number:**	134
Project:	St. Paul Street	**Collection Date:**	1/27/2010
Lab ID:	C1002006-006A	**Matrix:**	AIR

Analyses	Result	**Limit	Qual	Units	DF	Date Analyzed
1UG/M3 W/ 0.25UG/M3 CT-TCE-VC		**TO-15**				**Analyst: LL**
1,1,1-Trichloroethane	< 0.83	0.83		ug/m3	1	2/3/2010 2:22:00 AM
1,1,2,2-Tetrachloroethane	< 1.0	1.0		ug/m3	1	2/3/2010 2:22:00 AM
1,1,2-Trichloroethane	< 0.83	0.83		ug/m3	1	2/3/2010 2:22:00 AM
1,1-Dichloroethane	< 0.62	0.62		ug/m3	1	2/3/2010 2:22:00 AM
1,1-Dichloroethene	< 0.60	0.60		ug/m3	1	2/3/2010 2:22:00 AM
1,2,4-Trichlorobenzene	< 1.1	1.1		ug/m3	1	2/3/2010 2:22:00 AM
1,2,4-Trimethylbenzene	< 0.75	0.75		ug/m3	1	2/3/2010 2:22:00 AM
1,2-Dibromoethane	< 1.2	1.2		ug/m3	1	2/3/2010 2:22:00 AM
1,2-Dichlorobenzene	< 0.92	0.92		ug/m3	1	2/3/2010 2:22:00 AM
1,2-Dichloroethane	< 0.62	0.62		ug/m3	1	2/3/2010 2:22:00 AM
1,2-Dichloropropane	< 0.70	0.70		ug/m3	1	2/3/2010 2:22:00 AM
1,3,5-Trimethylbenzene	< 0.75	0.75		ug/m3	1	2/3/2010 2:22:00 AM
1,3-butadiene	< 0.34	0.34		ug/m3	1	2/3/2010 2:22:00 AM
1,3-Dichlorobenzene	< 0.92	0.92		ug/m3	1	2/3/2010 2:22:00 AM
1,4-Dichlorobenzene	< 0.92	0.92		ug/m3	1	2/3/2010 2:22:00 AM
1,4-Dioxane	< 1.1	1.1		ug/m3	1	2/3/2010 2:22:00 AM
2,2,4-trimethylpentane	< 0.71	0.71		ug/m3	1	2/3/2010 2:22:00 AM
4-ethyltoluene	< 0.75	0.75		ug/m3	1	2/3/2010 2:22:00 AM
Acetone	< 0.72	0.72		ug/m3	1	2/3/2010 2:22:00 AM
Allyl chloride	< 0.48	0.48		ug/m3	1	2/3/2010 2:22:00 AM
Benzene	< 0.49	0.49		ug/m3	1	2/3/2010 2:22:00 AM
Benzyl chloride	< 0.88	0.88		ug/m3	1	2/3/2010 2:22:00 AM
Bromodichloromethane	< 1.0	1.0		ug/m3	1	2/3/2010 2:22:00 AM
Bromoform	< 1.6	1.6		ug/m3	1	2/3/2010 2:22:00 AM
Bromomethane	< 0.59	0.59		ug/m3	1	2/3/2010 2:22:00 AM
Carbon disulfide	< 0.47	0.47		ug/m3	1	2/3/2010 2:22:00 AM
Carbon tetrachloride	< 0.26	0.26		ug/m3	1	2/3/2010 2:22:00 AM
Chlorobenzene	< 0.70	0.70		ug/m3	1	2/3/2010 2:22:00 AM
Chloroethane	< 0.40	0.40		ug/m3	1	2/3/2010 2:22:00 AM
Chloroform	< 0.74	0.74		ug/m3	1	2/3/2010 2:22:00 AM
Chloromethane	< 0.31	0.31		ug/m3	1	2/3/2010 2:22:00 AM
cis-1,2-Dichloroethene	< 0.60	0.60		ug/m3	1	2/3/2010 2:22:00 AM
cis-1,3-Dichloropropene	< 0.69	0.69		ug/m3	1	2/3/2010 2:22:00 AM
Cyclohexane	< 0.52	0.52		ug/m3	1	2/3/2010 2:22:00 AM
Dibromochloromethane	< 1.3	1.3		ug/m3	1	2/3/2010 2:22:00 AM
Ethyl acetate	< 0.92	0.92		ug/m3	1	2/3/2010 2:22:00 AM
Ethylbenzene	< 0.66	0.66		ug/m3	1	2/3/2010 2:22:00 AM
Freon 11	< 0.86	0.86		ug/m3	1	2/3/2010 2:22:00 AM
Freon 113	< 1.2	1.2		ug/m3	1	2/3/2010 2:22:00 AM
Freon 114	< 1.1	1.1		ug/m3	1	2/3/2010 2:22:00 AM

Qualifiers:

**	Reporting Limit	.	Results reported are not blank corrected
B	Analyte detected in the associated Method Blank	E	Value above quantitation range
H	Holding times for preparation or analysis exceeded	J	Analyte detected at or below quantitation limits
JN	Non-routine analyte. Quantitation estimated.	ND	Not Detected at the Reporting Limit
S	Spike Recovery outside accepted recovery limits		

Centek Laboratories, LLC

Date: *01-Apr-10*

CLIENT:	LaBella Associates, Pc	**Client Sample ID:**	Trip BlanK
Lab Order:	C1002006	**Tag Number:**	134
Project:	St. Paul Street	**Collection Date:**	1/27/2010
Lab ID:	C1002006-006A	**Matrix:**	AIR

Analyses	Result	**Limit	Qual	Units	DF	Date Analyzed
1UG/M3 W/ 0.25UG/M3 CT-TCE-VC		**TO-15**				Analyst: **LL**
Freon 12	< 0.75	0.75		ug/m3	1	2/3/2010 2:22:00 AM
Heptane	< 0.62	0.62		ug/m3	1	2/3/2010 2:22:00 AM
Hexachloro-1,3-butadiene	< 1.6	1.6		ug/m3	1	2/3/2010 2:22:00 AM
Hexane	< 0.54	0.54		ug/m3	1	2/3/2010 2:22:00 AM
Isopropyl alcohol	< 0.37	0.37		ug/m3	1	2/3/2010 2:22:00 AM
m&p-Xylene	< 1.3	1.3		ug/m3	1	2/3/2010 2:22:00 AM
Methyl Butyl Ketone	< 1.2	1.2		ug/m3	1	2/3/2010 2:22:00 AM
Methyl Ethyl Ketone	< 0.90	0.90		ug/m3	1	2/3/2010 2:22:00 AM
Methyl Isobutyl Ketone	< 1.2	1.2		ug/m3	1	2/3/2010 2:22:00 AM
Methyl tert-butyl ether	< 0.55	0.55		ug/m3	1	2/3/2010 2:22:00 AM
Methylene chloride	< 0.53	0.53		ug/m3	1	2/3/2010 2:22:00 AM
o-Xylene	< 0.66	0.66		ug/m3	1	2/3/2010 2:22:00 AM
Propylene	< 0.26	0.26		ug/m3	1	2/3/2010 2:22:00 AM
Styrene	< 0.65	0.65		ug/m3	1	2/3/2010 2:22:00 AM
Tetrachloroethylene	< 1.0	1.0		ug/m3	1	2/3/2010 2:22:00 AM
Tetrahydrofuran	< 0.45	0.45		ug/m3	1	2/3/2010 2:22:00 AM
Toluene	< 0.57	0.57		ug/m3	1	2/3/2010 2:22:00 AM
trans-1,2-Dichloroethene	< 0.60	0.60		ug/m3	1	2/3/2010 2:22:00 AM
trans-1,3-Dichloropropene	< 0.69	0.69		ug/m3	1	2/3/2010 2:22:00 AM
Trichloroethene	< 0.22	0.22		ug/m3	1	2/3/2010 2:22:00 AM
Vinyl acetate	< 0.54	0.54		ug/m3	1	2/3/2010 2:22:00 AM
Vinyl Bromide	< 0.67	0.67		ug/m3	1	2/3/2010 2:22:00 AM
Vinyl chloride	< 0.10	0.10		ug/m3	1	2/3/2010 2:22:00 AM

Qualifiers:

**	Reporting Limit	.	Results reported are not blank corrected
B	Analyte detected in the associated Method Blank	E	Value above quantitation range
H	Holding times for preparation or analysis exceeded	J	Analyte detected at or below quantitation limits
JN	Non-routine analyte. Quantitation estimated.	ND	Not Detected at the Reporting Limit
S	Spike Recovery outside accepted recovery limits		

Centek Laboratories, LLC

Date: *28-Apr-10*

CLIENT: LaBella Associates, Pc
Project: St. Paul Street
Lab Order: C1002005

Work Order Sample Summary

Lab Sample ID	Client Sample ID	Tag Number	Collection Date	Date Received
C1002005-001A	690-SV-4-0	100,78	1/27/2010	1/29/2010
C1002005-002A	690-SV-4 AMB-0	99,450	1/27/2010	1/29/2010
C1002005-003A	690-SV-4 AMB-D	324,450	1/27/2010	1/29/2010
C1002005-004A	690-Trip Blank	234	1/27/2010	1/29/2010
C1002005-005A	690-SV-3-0	283,265	1/27/2010	1/29/2010
C1002005-006A	690-SV-3 AMB-0	171,186	1/27/2010	1/29/2010
C1002005-007A	690-SV-5 -0	554,400	1/27/2010	1/29/2010
C1002005-008A	690-SV-5-AMB-0	244,253	1/27/2010	1/29/2010
C1002005-009A	690-SV-2 -0	410,401	1/27/2010	1/29/2010
C1002005-010A	690-SV-2-AMB-0	486,454	1/27/2010	1/29/2010
C1002005-011A	690-SV-1-0	358,181	1/27/2010	1/29/2010
C1002005-012A	690-SV-1-AMB-0	326,79	1/27/2010	1/29/2010
C1002005-013A	690-SV-8 -0	555,432	1/27/2010	1/29/2010
C1002005-014A	690-SV-8-AMB-0	360,380	1/27/2010	1/29/2010
C1002005-015A	690-SV-7 -0	83,80	1/27/2010	1/29/2010
C1002005-016A	690-SV-7-AMB-0	235,119	1/27/2010	1/29/2010
C1002005-017A	690-SV-6 -0	569,65	1/27/2010	1/29/2010
C1002005-018A	690-SV-6 AMB-0	458,395	1/27/2010	1/29/2010
C1002005-019A	690-Outdoor-0	84,393	1/27/2010	1/29/2010

Centek Laboratories

Analytical Report

Date: *28-Apr-10*

CLIENT:	LaBella Associates, Pc	**Client Sample ID:**	690-SV-4-0
Lab Order:	C1002005	**Tag Number:**	100,78
Project:	St. Paul Street	**Collection Date:**	1/27/2010
Lab ID:	C1002005-001A	**Matrix:**	AIR

Analyses	Result	**Limit	Qual	Units	DF	Date Analyzed
FIELD PARAMETERS		FLD				Analyst:
Lab's Vacuum Reading	-5			"Hg		1/29/2010
1UG/M3 BY METHOD TO15		TO-15				Analyst: LL
1,1,1-Trichloroethane	0.25	0.15		ppbV	1	2/2/2010 4:57:00 AM
1,1,2,2-Tetrachloroethane	< 0.15	0.15		ppbV	1	2/2/2010 4:57:00 AM
1,1,2-Trichloroethane	< 0.15	0.15		ppbV	1	2/2/2010 4:57:00 AM
1,1-Dichloroethane	< 0.15	0.15		ppbV	1	2/2/2010 4:57:00 AM
1,1-Dichloroethene	< 0.15	0.15		ppbV	1	2/2/2010 4:57:00 AM
1,2,4-Trichlorobenzene	< 0.15	0.15		ppbV	1	2/2/2010 4:57:00 AM
1,2,4-Trimethylbenzene	0.15	0.15		ppbV	1	2/2/2010 4:57:00 AM
1,2-Dibromoethane	< 0.15	0.15		ppbV	1	2/2/2010 4:57:00 AM
1,2-Dichlorobenzene	< 0.15	0.15		ppbV	1	2/2/2010 4:57:00 AM
1,2-Dichloroethane	< 0.15	0.15		ppbV	1	2/2/2010 4:57:00 AM
1,2-Dichloropropane	< 0.15	0.15		ppbV	1	2/2/2010 4:57:00 AM
1,3,5-Trimethylbenzene	< 0.15	0.15		ppbV	1	2/2/2010 4:57:00 AM
1,3-butadiene	< 0.15	0.15		ppbV	1	2/2/2010 4:57:00 AM
1,3-Dichlorobenzene	< 0.15	0.15		ppbV	1	2/2/2010 4:57:00 AM
1,4-Dichlorobenzene	< 0.15	0.15		ppbV	1	2/2/2010 4:57:00 AM
1,4-Dioxane	< 0.30	0.30		ppbV	1	2/2/2010 4:57:00 AM
2,2,4-trimethylpentane	0.27	0.15		ppbV	1	2/2/2010 4:57:00 AM
4-ethyltoluene	< 0.15	0.15		ppbV	1	2/2/2010 4:57:00 AM
Acetone	20	3.0		ppbV	10	2/2/2010 8:23:00 AM
Allyl chloride	< 0.15	0.15		ppbV	1	2/2/2010 4:57:00 AM
Benzene	0.54	0.15		ppbV	1	2/2/2010 4:57:00 AM
Benzyl chloride	< 0.15	0.15		ppbV	1	2/2/2010 4:57:00 AM
Bromodichloromethane	< 0.15	0.15		ppbV	1	2/2/2010 4:57:00 AM
Bromoform	< 0.15	0.15		ppbV	1	2/2/2010 4:57:00 AM
Bromomethane	< 0.15	0.15		ppbV	1	2/2/2010 4:57:00 AM
Carbon disulfide	1.3	0.15		ppbV	1	2/2/2010 4:57:00 AM
Carbon tetrachloride	0.040	0.15	J	ppbV	1	2/2/2010 4:57:00 AM
Chlorobenzene	< 0.15	0.15		ppbV	1	2/2/2010 4:57:00 AM
Chloroethane	< 0.15	0.15		ppbV	1	2/2/2010 4:57:00 AM
Chloroform	0.32	0.15		ppbV	1	2/2/2010 4:57:00 AM
Chloromethane	0.53	0.15		ppbV	1	2/2/2010 4:57:00 AM
cis-1,2-Dichloroethene	0.27	0.15		ppbV	1	2/2/2010 4:57:00 AM
cis-1,3-Dichloropropene	< 0.15	0.15		ppbV	1	2/2/2010 4:57:00 AM
Cyclohexane	10	1.5		ppbV	10	2/2/2010 8:23:00 AM
Dibromochloromethane	< 0.15	0.15		ppbV	1	2/2/2010 4:57:00 AM
Ethyl acetate	0.51	0.25		ppbV	1	2/2/2010 4:57:00 AM

Qualifiers:

**	Reporting Limit	.	Results reported are not blank corrected
B	Analyte detected in the associated Method Blank	E	Value above quantitation range
H	Holding times for preparation or analysis exceeded	J	Analyte detected at or below quantitation limits
JN	Non-routine analyte. Quantitation estimated.	ND	Not Detected at the Reporting Limit
S	Spike Recovery outside accepted recovery limits		

CLIENT:	LaBella Associates, Pc	**Client Sample ID:**	690-SV-4-0
Lab Order:	C1002005	**Tag Number:**	100,78
Project:	St. Paul Street	**Collection Date:**	1/27/2010
Lab ID:	C1002005-001A	**Matrix:**	AIR

Analyses	Result	**Limit	Qual	Units	DF	Date Analyzed
1UG/M3 BY METHOD TO15		**TO-15**				Analyst: LL
Ethylbenzene	0.47	0.15		ppbV	1	2/2/2010 4:57:00 AM
Freon 11	0.16	0.15		ppbV	1	2/2/2010 4:57:00 AM
Freon 113	< 0.15	0.15		ppbV	1	2/2/2010 4:57:00 AM
Freon 114	< 0.15	0.15		ppbV	1	2/2/2010 4:57:00 AM
Freon 12	0.36	0.15		ppbV	1	2/2/2010 4:57:00 AM
Heptane	14	1.5		ppbV	10	2/2/2010 8:23:00 AM
Hexachloro-1,3-butadiene	< 0.15	0.15		ppbV	1	2/2/2010 4:57:00 AM
Hexane	18	1.5		ppbV	10	2/2/2010 8:23:00 AM
Isopropyl alcohol	2.0	0.15		ppbV	1	2/2/2010 4:57:00 AM
m&p-Xylene	0.79	0.30		ppbV	1	2/2/2010 4:57:00 AM
Methyl Butyl Ketone	< 0.30	0.30		ppbV	1	2/2/2010 4:57:00 AM
Methyl Ethyl Ketone	0.98	0.30		ppbV	1	2/2/2010 4:57:00 AM
Methyl Isobutyl Ketone	< 0.30	0.30		ppbV	1	2/2/2010 4:57:00 AM
Methyl tert-butyl ether	< 0.15	0.15		ppbV	1	2/2/2010 4:57:00 AM
Methylene chloride	1.9	0.15		ppbV	1	2/2/2010 4:57:00 AM
o-Xylene	0.29	0.15		ppbV	1	2/2/2010 4:57:00 AM
Propylene	< 0.15	0.15		ppbV	1	2/2/2010 4:57:00 AM
Styrene	0.26	0.15		ppbV	1	2/2/2010 4:57:00 AM
Tetrachloroethylene	0.12	0.15	J	ppbV	1	2/2/2010 4:57:00 AM
Tetrahydrofuran	< 0.15	0.15		ppbV	1	2/2/2010 4:57:00 AM
Toluene	1.4	0.15		ppbV	1	2/2/2010 4:57:00 AM
trans-1,2-Dichloroethene	< 0.15	0.15		ppbV	1	2/2/2010 4:57:00 AM
trans-1,3-Dichloropropene	< 0.15	0.15		ppbV	1	2/2/2010 4:57:00 AM
Trichloroethene	0.61	0.15		ppbV	1	2/2/2010 4:57:00 AM
Vinyl acetate	< 0.15	0.15		ppbV	1	2/2/2010 4:57:00 AM
Vinyl Bromide	< 0.15	0.15		ppbV	1	2/2/2010 4:57:00 AM
Vinyl chloride	< 0.15	0.15		ppbV	1	2/2/2010 4:57:00 AM
Surr: Bromofluorobenzene	128	70-130		%REC	1	2/2/2010 4:57:00 AM

Centek Laboratories

Analytical Report

Date: *28-Apr-10*

CLIENT:	LaBella Associates, Pc	**Client Sample ID:**	690-SV-8 -0
Lab Order:	C1002005	**Tag Number:**	555,432
Project:	St. Paul Street	**Collection Date:**	1/27/2010
Lab ID:	C1002005-013A	**Matrix:**	AIR

Analyses	Result	**Limit	Qual	Units	DF	Date Analyzed
FIELD PARAMETERS		FLD				Analyst:
Lab's Vacuum Reading	-8			"Hg		1/29/2010
1UG/M3 BY METHOD TO15		TO-15				Analyst: **LL**
1,1,1-Trichloroethane	0.20	0.15		ppbV	1	2/2/2010 7:50:00 AM
1,1,2,2-Tetrachloroethane	< 0.15	0.15		ppbV	1	2/2/2010 7:50:00 AM
1,1,2-Trichloroethane	< 0.15	0.15		ppbV	1	2/2/2010 7:50:00 AM
1,1-Dichloroethane	< 0.15	0.15		ppbV	1	2/2/2010 7:50:00 AM
1,1-Dichloroethene	< 0.15	0.15		ppbV	1	2/2/2010 7:50:00 AM
1,2,4-Trichlorobenzene	< 0.15	0.15		ppbV	1	2/2/2010 7:50:00 AM
1,2,4-Trimethylbenzene	1.8	0.15		ppbV	1	2/2/2010 7:50:00 AM
1,2-Dibromoethane	< 0.15	0.15		ppbV	1	2/2/2010 7:50:00 AM
1,2-Dichlorobenzene	< 0.15	0.15		ppbV	1	2/2/2010 7:50:00 AM
1,2-Dichloroethane	0.11	0.15	J	ppbV	1	2/2/2010 7:50:00 AM
1,2-Dichloropropane	< 0.15	0.15		ppbV	1	2/2/2010 7:50:00 AM
1,3,5-Trimethylbenzene	0.65	0.15		ppbV	1	2/2/2010 7:50:00 AM
1,3-butadiene	< 0.15	0.15		ppbV	1	2/2/2010 7:50:00 AM
1,3-Dichlorobenzene	< 0.15	0.15		ppbV	1	2/2/2010 7:50:00 AM
1,4-Dichlorobenzene	< 0.15	0.15		ppbV	1	2/2/2010 7:50:00 AM
1,4-Dioxane	< 0.30	0.30		ppbV	1	2/2/2010 7:50:00 AM
2,2,4-trimethylpentane	0.41	0.15		ppbV	1	2/2/2010 7:50:00 AM
4-ethyltoluene	0.38	0.15		ppbV	1	2/2/2010 7:50:00 AM
Acetone	21	6.0		ppbV	20	2/2/2010 6:16:00 PM
Allyl chloride	< 0.15	0.15		ppbV	1	2/2/2010 7:50:00 AM
Benzene	0.82	0.15		ppbV	1	2/2/2010 7:50:00 AM
Benzyl chloride	< 0.15	0.15		ppbV	1	2/2/2010 7:50:00 AM
Bromodichloromethane	< 0.15	0.15		ppbV	1	2/2/2010 7:50:00 AM
Bromoform	< 0.15	0.15		ppbV	1	2/2/2010 7:50:00 AM
Bromomethane	< 0.15	0.15		ppbV	1	2/2/2010 7:50:00 AM
Carbon disulfide	6.3	1.5		ppbV	10	2/2/2010 2:10:00 PM
Carbon tetrachloride	< 0.15	0.15		ppbV	1	2/2/2010 7:50:00 AM
Chlorobenzene	< 0.15	0.15		ppbV	1	2/2/2010 7:50:00 AM
Chloroethane	0.16	0.15		ppbV	1	2/2/2010 7:50:00 AM
Chloroform	0.30	0.15		ppbV	1	2/2/2010 7:50:00 AM
Chloromethane	0.25	0.15		ppbV	1	2/2/2010 7:50:00 AM
cis-1,2-Dichloroethene	0.35	0.15		ppbV	1	2/2/2010 7:50:00 AM
cis-1,3-Dichloropropene	< 0.15	0.15		ppbV	1	2/2/2010 7:50:00 AM
Cyclohexane	19	3.0		ppbV	20	2/2/2010 6:16:00 PM
Dibromochloromethane	< 0.15	0.15		ppbV	1	2/2/2010 7:50:00 AM
Ethyl acetate	0.37	0.25		ppbV	1	2/2/2010 7:50:00 AM

Qualifiers:

**	Reporting Limit	.	Results reported are not blank corrected
B	Analyte detected in the associated Method Blank	E	Value above quantitation range
H	Holding times for preparation or analysis exceeded	J	Analyte detected at or below quantitation limits
JN	Non-routine analyte. Quantitation estimated.	ND	Not Detected at the Reporting Limit
S	Spike Recovery outside accepted recovery limits		

Centek Laboratories

Analytical Report
Date: *28-Apr-10*

CLIENT:	LaBella Associates, Pc	**Client Sample ID:**	690-SV-8 -0
Lab Order:	C1002005	**Tag Number:**	555,432
Project:	St. Paul Street	**Collection Date:**	1/27/2010
Lab ID:	C1002005-013A	**Matrix:**	AIR

Analyses	Result	**Limit	Qual	Units	DF	Date Analyzed
1UG/M3 BY METHOD TO15		**TO-15**				Analyst: LL
Ethylbenzene	0.91	0.15		ppbV	1	2/2/2010 7:50:00 AM
Freon 11	0.37	0.15		ppbV	1	2/2/2010 7:50:00 AM
Freon 113	0.15	0.15		ppbV	1	2/2/2010 7:50:00 AM
Freon 114	0.15	0.15		ppbV	1	2/2/2010 7:50:00 AM
Freon 12	3.1	1.5		ppbV	10	2/2/2010 2:10:00 PM
Heptane	2.1	1.5		ppbV	10	2/2/2010 2:10:00 PM
Hexachloro-1,3-butadiene	< 0.15	0.15		ppbV	1	2/2/2010 7:50:00 AM
Hexane	8.9	1.5		ppbV	10	2/2/2010 2:10:00 PM
Isopropyl alcohol	6.1	1.5		ppbV	10	2/2/2010 2:10:00 PM
m&p-Xylene	1.6	3.0	J	ppbV	10	2/2/2010 2:10:00 PM
Methyl Butyl Ketone	< 0.30	0.30		ppbV	1	2/2/2010 7:50:00 AM
Methyl Ethyl Ketone	1.3	0.30		ppbV	1	2/2/2010 7:50:00 AM
Methyl Isobutyl Ketone	< 0.30	0.30		ppbV	1	2/2/2010 7:50:00 AM
Methyl tert-butyl ether	< 0.15	0.15		ppbV	1	2/2/2010 7:50:00 AM
Methylene chloride	2.4	1.5		ppbV	10	2/2/2010 2:10:00 PM
o-Xylene	0.77	0.15		ppbV	1	2/2/2010 7:50:00 AM
Propylene	< 0.15	0.15		ppbV	1	2/2/2010 7:50:00 AM
Styrene	0.60	0.15		ppbV	1	2/2/2010 7:50:00 AM
Tetrachloroethylene	< 0.15	0.15		ppbV	1	2/2/2010 7:50:00 AM
Tetrahydrofuran	< 0.15	0.15		ppbV	1	2/2/2010 7:50:00 AM
Toluene	1.4	0.15		ppbV	1	2/2/2010 7:50:00 AM
trans-1,2-Dichloroethene	< 0.15	0.15		ppbV	1	2/2/2010 7:50:00 AM
trans-1,3-Dichloropropene	< 0.15	0.15		ppbV	1	2/2/2010 7:50:00 AM
Trichloroethene	0.66	0.15		ppbV	1	2/2/2010 7:50:00 AM
Vinyl acetate	< 0.15	0.15		ppbV	1	2/2/2010 7:50:00 AM
Vinyl Bromide	< 0.15	0.15		ppbV	1	2/2/2010 7:50:00 AM
Vinyl chloride	< 0.15	0.15		ppbV	1	2/2/2010 7:50:00 AM
Surr: Bromofluorobenzene	86.0	70-130		%REC	10	2/2/2010 2:10:00 PM
Surr: Bromofluorobenzene	145	70-130	S	%REC	1	2/2/2010 7:50:00 AM
Surr: Bromofluorobenzene	85.0	70-130		%REC	20	2/2/2010 6:16:00 PM

NOTES:
* Based on the chromatographic evidence, it appears that the contamination is from a fuel.
Surrogate reported in original analysis and dilutions.

Qualifiers:

**	Reporting Limit	.	Results reported are not blank corrected
B	Analyte detected in the associated Method Blank	E	Value above quantitation range
H	Holding times for preparation or analysis exceeded	J	Analyte detected at or below quantitation limits
JN	Non-routine analyte. Quantitation estimated.	ND	Not Detected at the Reporting Limit
S	Spike Recovery outside accepted recovery limits		

CLIENT:	LaBella Associates, Pc	**Client Sample ID:**	Roof.2010.01.27
Lab Order:	C1002006	**Tag Number:**	
Project:	St. Paul Street	**Collection Date:**	1/27/2010
Lab ID:	C1002006-005A	**Matrix:**	AIR

Analyses	Result	**Limit	Qual	Units	DF	Date Analyzed
FIELD PARAMETERS			**FLD**			Analyst:
Lab's Vacuum Reading	-30			"Hg		1/29/2010

Centek Laboratories, LLC

Instrument: Entech 3100

QC Canister Cleaning & Maintenance Logbook

Canister Number	QC Can Number	Number of Cycles	Date	QC Batch Number	Maintenance
130	130	20	12/17/09	WAC121709E	1ug/m^3 +0.25
192	241	↓	↓	WAC121709F	TCE, CT, VNCL
332	↓			↓	↓
134					
232					
241	↓	↓	↓	↓	↓

Cleaned by: L.L.

Page # 110

Quantitation Report (QT Reviewed)

Data File : C:\HPCHEM\1\DATA2\09DEC\AG121717.D Vial: 22
Acq On : 17 Dec 2009 19:47 Operator: RJP
Sample : WAC121709F Inst : MSD #1
Misc : 1UG + 0.25 Multiplr: 1.00
MS Integration Params: RTEINT.P
Quant Time: Dec 17 20:09:14 2009 Quant Results File: AN16_1UT.RES

Quant Method : C:\HPCHEM\1\METHODS\AN16_1UT.M (RTE Integrator)
Title : TO-15 VOA Standards for 5 point calibration
Last Update : Tue Nov 17 09:37:50 2009
Response via : Initial Calibration
DataAcq Meth : AN16_1UT

Internal Standards	R.T.	QIon	Response	Conc	Units	Dev(Min)
1) Bromochloromethane	7.75	128	11490	1.00	ppb	-0.01
30) 1,4-difluorobenzene	10.09	114	22944	1.00	ppb	0.00
44) Chlorobenzene-d5	14.95	117	20402	1.00	ppb	-0.01
System Monitoring Compounds						
57) Bromofluorobenzene	16.50	95	8484	0.90	ppb	0.00
Spiked Amount 1.000	Range 70 - 130		Recovery = 90.00%			
Target Compounds						Qvalue

(#) = qualifier out of range (m) = manual integration (+) = signals summed

Quantitation Report (QT Reviewed)

Data File : C:\HPCHEM\1\DATA2\09DEC\AG121717.D Vial: 22
Acq On : 17 Dec 2009 19:47 Operator: RJP
Sample : WAC121709F Inst : MSD #1
Misc : 1UG + 0.25 Multiplr: 1.00
MS Integration Params: RTEINT.P
Quant Time: Dec 17 21:09 2009 Quant Results File: AN16_1UT.RES

Method : C:\HPCHEM\1\METHODS\A405_1UT.M (RTE Integrator)
Title : TO-15 VOA Standards for 5 point calibration
Last Update : Sat Apr 24 10:47:46 2010
Response via : Initial Calibration

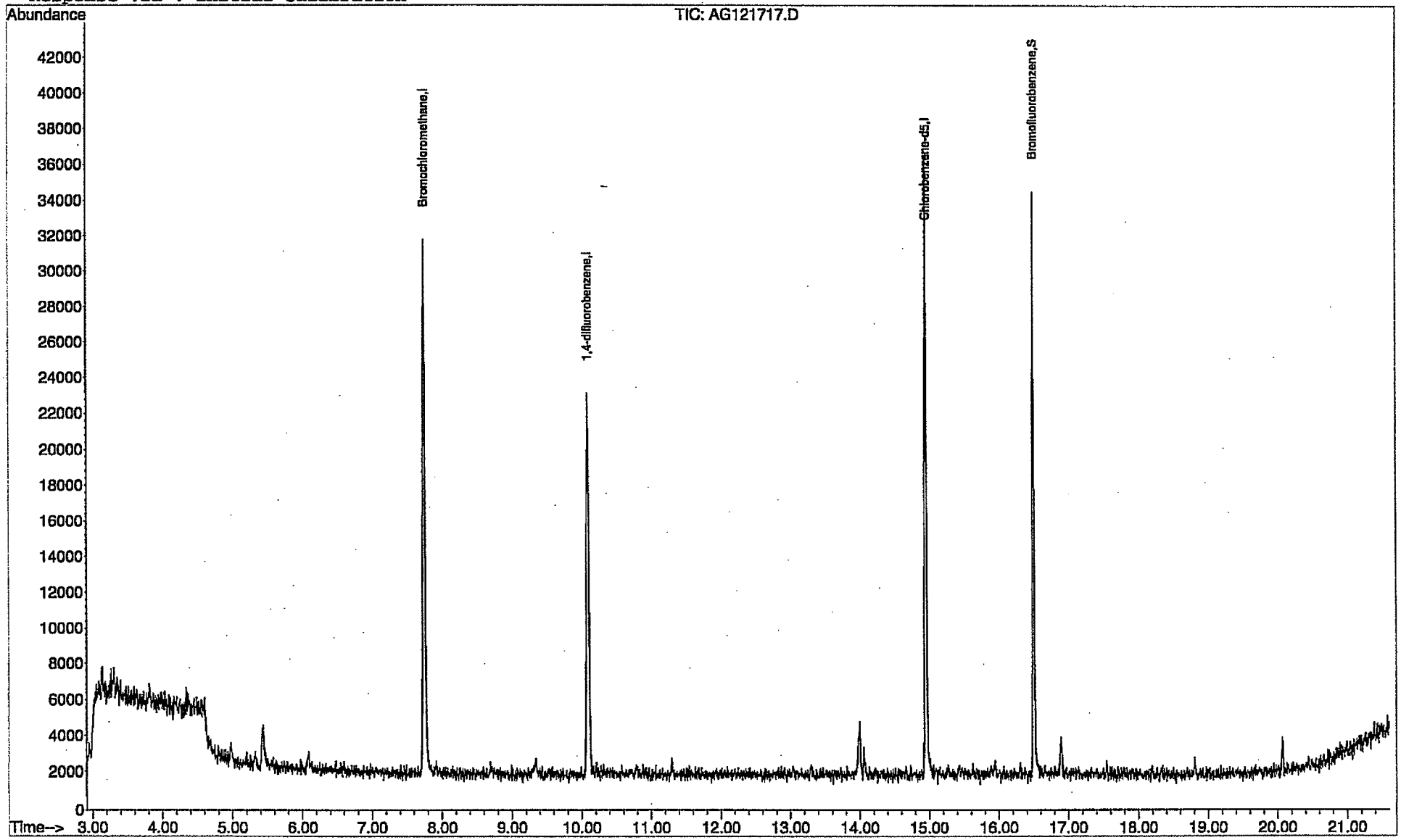

GC/MS QA-QC Check Report

Tune File : C:\MSDCHEM\1\DATA2\10FEB\BF020202.D
Tune Time : 2 Feb 2010 11:29 am

Daily Calibration File : C:\MSDCHEM\1\DATA2\10FEB\BF020202.D

	(BFB)			(IS1)	(IS2)	(IS3)
				25272	60482	55065
File	Sample	Surrogate Recovery %		Internal Standard Responses		
BF020203.D	LCS1UT-020210	101		25242	61022	55026
BF020204.D	MB1UT-020210	77		21206	48178	41773
BF020205.D	C1002005-011A	74	DL10X	22395	52792	95956*
BF020206.D	C1002005-013A	86	DL10X	16130	40290	78085*
BF020207.D	C1002005-014A	147*	DL10X	21289	51308	74216
BF020208.D	C1002005-016A	174*	DL10X	22083	51947	77987*
BF020209.D	C1002005-016A	147*	DL40X	24502	58017	62249
BF020210.D	C1002005-003A	81	DL10X	23769	57354	48200
BF020211.D	C1002005-013A	85	DL20X	22161	54884	102228*
BF020212.D	C1002005-006A	76	DL5X	21643	51292	48671
BF020213.D	C1002005-008A	84	DL10X	19692	45623	40235
BF020214.D	C1002005-008A	80	DL40X	21477	47981	41148
BF020215.D	C1002005-012A	74	DL5X	20953	47597	43450
BF020216.D	C1002005-007A	58*	DL40X	23136	62257	96002*
BF020217.D	C1002005-010A	86		24658	65200	59272
BF020218.D	C1002005-010A	104	MS	24211	61437	59548
BF020219.D	C1002005-010A	104	MSD	24460	62975	60902
BF020220.D	C1002005-010A	75	DL10X	22549	52887	45321
BF020221.D	C1002005-015A	111		21559	55853	124542*
BF020222.D	C1002005-015A	92	DL10X	22618	56117	104275*
BF020223.D	C1002005-017A	122		25550	65540	139501*
BF020224.D	C1002005-017A	74	DL10X	22147	52845	97008*
BF020225.D	C1002005-017A	55*	DL40X	22772	51511	86169*
BF020234.D	LCSD1UT-020210	108		22507	56356	48831
BF020239.D	C1002005-007A	53*	DL160X	23832	60131	83560*

t - fails 24hr time check * - fails criteria

Created: Wed Apr 28 08:47:13 2010 MSD #2/

Centek Laboratories, LLC

143 Midler Park Drive
Syracuse, NY 13206
Phone: 315-431-9730 Fax: 315-431-9731 Emergency: 315-416-2752

Chain of Custody

Site Name: 690 Saint Paul Street
Project: 20F492
PO#: Phase 4
Other:

Detection Limit	Report Level
☐ 5ppbv	☐ Level I
☐ 1ug/M3	☐ Level II
☒ 1ug/M3 +TCE .25	☒ Cat "B" Like

Turnaround Time:	Check One	Rush TAT Surcharge %	Due Date:
5 Business Days	☒	0%	
4 Business Days	☐	35%	
3 Business Days	☐	50%	
2 Business Days	☐	75%	
Next Day by 5pm	☐	100%	
Next Day by Noon	☐	150%	
Same Day	☐	200%	

Company: LaBella Associates, P.C.
Report: Rick Rote
300 State Street
Rochester, NY 14614
Phone: 585-295-6241
Fax:
Email: rote@labellapc.com

Company: Send Category B Deliverables
Invoice: to Tod: Zimmerman
Samples set out Between:
Phone:
Fax:
Email:

Sample ID	Date Sampled	Canister - Number	Regulator Number	Analysis Request	Comments	Vacuum Start/Stop	
Manor Suite-2010.01.27	1/27/2010	108		TO-15		-29.0	-4.0
Manor Suite-2010.01.27D	↓	430		↓		-29.0	-4.0
Rm. 134. 2010.01.27 MS/MSD		215				-28.5	-6.5
Rm. 117. 2010-01-27		426				-29.5	-9.0
~~Roof-2010-01-27~~ No Sample		426		↓		-30.0	-5.5
Trip Blank	1/27/2010	134	—	TO-15			
Wind Direction: East							
Wind Speed: 20-25							
			NO Reg. recorded				
			per Evan				
					C1002006		

Chain of Custody	Print Name	Signature	Date/Time	Courier:
Sampled by:	Evan Dumrese	Evan	1/27/10/1115	UPS
Relinquished by:				
Received at Lab by:	Sam Sirola	Sam Sirola	1/29/10	10:00 AM

www.CentekLabs.com

Centek Laboratories, LLC

1/29/2010

Data Usability Summary Report (DUSR)

Genesee Valley Real Estate
Labella Project #209280

Mitkem Laboratories, Warwick, RI
Sample Delivery Group #J0582
June 9, 2010

Prepared by:

Ethan Lee
LaBella Associates, P.C.
300 State St
Rochester, NY 14614

Analytical results for the project samples were reviewed to evaluate the data usability. Data was assessed in accordance with guidance from the following Federal and/or State guidance documents:

- USEPA National Functional Guidelines for Organic Data Review (EPA 540/R-99/008) and/or USEPA National Functional Guidelines for Low Concentration Organic Data Review (EPA 540-R-04-004).
- USEPA National Functional Guidelines for Inorganic Data Review (EPA 540/R-04-004).

And method protocol criteria were applicable as prescribed by "Test Methods for Evaluating Solid Waste", SW846, Update III, 1996.

This DUSR pertains to the following samples:

Sample ID	Lab ID	Matrix	Sample Date	Analysis Performed				
				VOC[1]	SVOC[2]	Pest.[3]/ PCB[4]	Metals[5]/ Mercury[6]	Thorium 232[7]
690-SB-A1-O	J0582-01	AQ	3/24/10	X				
690-SB-14-O	J0582-02	AQ	3/24/10	X				
690-SB-15-O	J0582-03	AQ	3/24/10	X				
690-SB-19-O	J0582-04	AQ	3/24/10	X				
690-SB-76-O	J0582-05	AQ	3/24/10	X				
690-SB-A4(A)-O	J0582-06	AQ	3/25/10	X				
690-SB-A-O	J0582-07	AQ	3/25/10	X				
690-TB-1-O	J0582-08	AQ	3/24/10	X				
690-TB-2-O	J0582-09	AQ	3/25/10	X				
690-SB-A1(8.0-9.0')-O	J0582-10	SO	3/24/10	X				
690-SB-A2(4.0-8.0')-O	J0582-11	SO	3/25/10	X				
690-SB-A4(A)(4.0-7.0')-0	J0582-12	SO	3/25/10	X				
690-SB-A5(0-3.5')-O	J0582-13	SO	3/25/10	X				
690-SB-A6(0-3.2')-O	J0582-14	SO	3/25/10	X				

690-SB-A7(0-3.5')-O	J0582-15	SO	3/25/10	X				
690-SB-A8(4.0-8.0')-O	J0582-16	SO	3/24/10	X				
690-SBA(4.0-5.9')-0	J0582-17	SO	3/25/10	X				
690-SB-77(0-4.0')-O	J0582-19	SO	3/24/10	X	X			X
690-SB-79(0-3.5')-O	J0582-20	SO	3/25/10	X	X		X	
690-SB-80(0-2.5')-O	J0582-21	SO	3/25/10	X	X	X	X	
690-SB-14(4.0-6.5')-O	J0582-22	SO	3/24/10	X				
690-SB-15(4.0-5.0')-O	J0582-23	SO	3/24/10	X				
690-SB-16(0-3.0')-O	J0582-24	SO	3/24/10	X				
690-SB-17(0-4.0')-O	J0582-25	SO	3/24/10	X				
690-SB-19(8.0-10.8')-O	J0582-26	SO	3/24/10	X				
690-SB-20(4.0-6.2')-O	J0582-27	SO	3/24/10	X				
690-SB-21(0-4.0')-O	J0582-28	SO	3/24/10	X				X
690-SB-76(0-4.0')-O	J0582-29	SO	3/24/10	X				X
690-SB-A(4.0-5.9')-D	J0582-30	SO	3/25/10	X				
690-SB-A2(4.0-8.0')-D	J0582-31	SO	3/25/10	X				
690-FB1-O	J0582-32	AQ	3/24/10	X	X	X	X	
690-FB2-O	J0582-33	AQ	3/25/10	X	X	X	X	
690-SB-18(4.0-4.6')-O	J0582-34	SO	3/24/10	X	X	X	X	X
690-SB-76(7.7-8.0')-O	J0582-35	SO	3/24/10	X	X	X	X	X
690-TB-O	J0582-36	AQ	4/2/10	X				

(1) VOC analyses were performed using USEPA Method SW846 8260B.
(2) SVOC analyses were performed using USEPA Method SW846 8270C.
(3) Pesticide analyses were performed using USEPA Method SW846 8081B.
(4) PCB analyses were performed using USEPA Method SW846 8082A.
(5) TAL Metals analyses were performed using USEPA Method SW846 6010B.

(6) Soil Mercury analyses were performed using USEPA Method SW846 7471B. Aqueous Mercury analyses were performed using USEPA Method SW846 7470A.
(7) Thorium 232 analyses were performed using USACE Method RMO-3008.

The following items/criteria applicable to the analysis of project samples and associated QA/QC procedures were reviewed:

- Sample Data Reporting Format
- Preservation and Holding Time Compliance
- GC/MS Instrument Performance Check
- Initial Calibration Verification (ICV)
- Continuing Calibration Verification (CCV)
- Blank Sample Analysis
- System Monitoring/Surrogate Compound Recoveries
- Laboratory Control Sample (LCS) Recoveries
- Matrix Spike/Matrix Spike Duplicate (MS/MSD) Recoveries
- Internal Standards
- Target Compound Identification
- Compound Quantitation
- Data Qualifiers
- Summary

Sample Data Reporting Format

The sample data are presented using USEPA Contract Laboratory Protocol (CLP) format. The data package has been reviewed for completeness and found to contain each required sample result and associated QA/QC report form. The reporting format is complete and compliant with the objectives of the project. No qualification of the data is recommended.

Volatile Organic Compounds

Preservation and Holding Time Compliance

Maximum allowable holding times for each parameter were measured from the time of sample collection to the time of sample preparation or analysis for each project sample. All project samples were found to be properly preserved or analyzed within the USEPA recommended maximum holding time, without exception. No qualification of the data is recommended.

Gas Chromatography/Mass Spectrometry (GC/MS) Instrument Performance Check

GC/MS instrument performance checks for the instruments used in the analysis of project samples fell within method specific criteria without exception. No qualification of the data is recommended.

Initial Calibration Verification (ICV)

Initial calibration checks for the instruments used in the analysis of project samples fell within the method specific criteria with the following exceptions.

Inst.	Date/ Time	Target Analyte(s)	%RSD	RRF	Affected Sample(s)	Corrective Action
V6	3/9/10 07:39	Naphthalene 2-Chloroethyl Vinyl Ether	30.4 24.1	1.2 0.028	690-SB-A1(8.0-9.0')-O 690-SB-A2(4.0-8.0')-O 690-SB-A4(A)(4.0-7.0')-O 690-SBA(4.0-5.9')-O 690-SB-79(0-3.5')-O 690-SB-15(4.0-5.0')-O 690-SB-16(0-3.0')-O 690-SB-A5(0-3.5')-O 690-SB-A8(4.0-8.0')-O 690-SB-A6(0-3.2')-O 690-SB-A7(0-3.5')-O 690-SB-77(0-4.0')-O 690-SB-80(0-2.5')-O 690-SB-14(4.0-6.5')-O 690-SB-17(0-4.0')-O 690-SB-19(8.0-10.0')-O 690-SB-20(4.0-6.2')-O 690-SB-21(0-4.0')-O 690-SB-A(4.0-5.9')-D 690-SB-A2(4.0-8.0')-D 690-SB-18(4.0-4.6')-O	Action #1 Action #2
V6	4/5/10 07:29	Naphthalene 2-Chloroethyl Vinyl Ether	22.1 48.4	1.2 0.022	690-SB-76(7.7-8.0')-O	Action #1 Action #2

Action #1: Positive results are qualified "J", estimated and nondetected analytes as "UJ", estimated detection limit.
Action #2: Positive results are qualified "J", estimated and nondetected analytes as "R", rejected.

Continuing Calibration Verification (CCV)

Continuing calibration checks for the instruments used in the analysis of project samples fell within the method specific criteria with the following exceptions.

Inst.	Date/ Time	Target Analyte(s)	%D	RRF	Affected Sample(s)	Corrective Action
V2	4/3/10 13:08	Bromomethane	-33.9	0.13	690-TB-1-O 690-TB-2-O 690-SB-A1-O 690-SB-14-O 690-SB-15-O 690-SB-19-O 690-SB-A4(A)-O 690-SB-A-O	Action #1
V6	4/1/10 08:54	Naphthalene	-26.4	0.89	690-SB-A5(0-3.5')-O	Action #1
V6	4/2/10 08:35	Naphthalene	-38.4	0.74	690-SB-A8(4.0-8.0')-O	Action #1
V6	4/4/10 14:13	1,1-Dichloroethene	-40.8	0.13	690-SB-A6(0-3.2')-O 690-SB-A7(0-3.5')-O 690-SB-77(0-4.0')-O 690-SB-80(0-2.5')-O 690-SB-14(4.0-6.5')-O 690-SB-17(0-4.0')-O 690-SB-19(8.0-10.0')-O 690-SB-20(4.0-6.2')-O 690-SB-21(0-4.0')-O 690-SB-A(4.0-5.9')-D 690-SB-A2(4.0-8.0')-D 690-SB-18(4.0-4.6')-O	Action #1
V6	4/6/10 12:29	2-Chloroethyl Vinyl Ether	40.0	0.031	690-SB-76(7.7-8.0')-O	Action #2

Action #1: Positive results are qualified "J", estimated and nondetected analytes as "UJ", estimated detection limit.
Action #2: Positive results are qualified "J", estimated and nondetected analytes as "R", rejected.

Blank Sample Analysis

In accordance with cited USEPA guidelines, positive sample results should be reported unless the concentration of the compound in the project sample is less than or equal to 10 times (10X)

the amount in any blank for the common laboratory contaminants (methylene chloride, acetone, 2-butanone, cyclohexane), or 5 times (5X) the amount for other target compounds.

Target compounds were not identified in associated blank samples at a concentration above the MDL for organic parameter analyses, with the following exceptions:

Blank	Target Analyte(s)	Conc.	Affected Sample(s)	Flag sample results with a "U" if ≤ this value
MB-50270	Naphthalene	1.3 ug/kg	690-SB-A1(8.0-9.0')-O 690-SB-A2(4.0-8.0')-O 690-SB-A4(A)(4.0-7.0')-O 690-SBA(4.0-5.9')-O 690-SB-79(0-3.5')-O 690-SB-15(4.0-5.0')-O 690-SB-16(0-3.0')-O	6.5 ug/kg
MB-50324	1,4-Dichlorobenzene Naphthalene	1.5 ug/kg 1.7 ug/kg	690-SB-A8(4.0-8.0')-O	7.5 ug/kg 8.5 ug/kg
MB-50364	Naphthalene	2.4 ug/kg	690-SB-A6(0-3.2')-O 690-SB-A7(0-3.5')-O 690-SB-77(0-4.0')-O 690-SB-80(0-2.5')-O 690-SB-14(4.0-6.5')-O 690-SB-17(0-4.0')-O 690-SB-19(8.0-10.0')-O 690-SB-20(4.0-6.2')-O 690-SB-21(0-4.0')-O 690-SB-A(4.0-5.9')-D 690-SB-A2(4.0-8.0')-D 690-SB-18(4.0-4.6')-O	12.0 ug/kg
MB-50413	Naphthalene	1.6 ug/kg	690-SB-76(7.7-8.0')-O	8.0 ug/kg
690-TB-2-O	Chloromethane	9.0 ug/L	690-SB-A4(A)-O 690-SB-A-O 690-SB-A2(4.0-8.0')-O 690-SB-A4(A)(4.0-7.0')-O 690-SB-A5(0-3.5')-O 690-SB-A6(0-3.2')-O 690-SB-A7(0-3.5')-O 690-SBA(4.0-5.9')-O 690-SB-79(0-3.5')-O 690-SB-80(0-2.5')-O	45.0 ug/L

			690-SB-A(4.0-5.9')-D 690-SB-A2(4.0-8.0')-D 690-FB2-O	
690-FB1-O	Naphthalene Isobutane 1-Methylnaphthalene 2,3-Dimethyl Naphthalene	2.3 ug/L 15 ug/L 7.2 ug/L 6.6 ug/L	690-SB-A1-O 690-SB-14-O 690-SB-15-O 690-SB-19-O 690-SB-76-O 690-SB-A1(8.0-9.0')-O 690-SB-A8(4.0-8.0')-O 690-SB-77(0-4.0')-O 690-SB-14(4.0-6.5')-O 690-SB-15(4.0-5.0')-O 690-SB-16(0-3.0')-O 690-SB-17(0-4.0')-O 690-SB-19(8.0-10.8')-O 690-SB-20(4.0-6.2')-O 690-SB-21(0-4.0')-O 690-SB-76(0-4.0')-O 690-SB-18(4.0-4.6')-O 690-SB-76(7.7-8.0')-O	11.5 ug/L 75 ug/L 36 ug/L 33 ug/L
690-FB2-O	Isobutane	20 ug/L	690-SB-A4(A)-O 690-SB-A-O 690-SB-A2(4.0-8.0')-O 690-SB-A4(A)(4.0-7.0')-O 690-SB-A5(0-3.5')-O 690-SB-A6(0-3.2')-O 690-SB-A7(0-3.5')-O 690-SBA(4.0-5.9')-O 690-SB-79(0-3.5')-O 690-SB-80(0-2.5')-O 690-SB-A(4.0-5.9')-D 690-SB-A2(4.0-8.0')-D 690-FB2-O	100 ug/L

Note: Trip Blank associated samples include all samples shipped within the same sample cooler. Field Blank associated samples include samples collected using the sample methods on the same day. Method Blank associated samples include all samples analyzed within the sample analytical batch.

System Monitoring/Surrogate Compound Recoveries

System monitoring/surrogate compound recoveries were within the laboratory specific criteria for the analysis of the project samples with the following exceptions:

Aqueous:

Surrogate		Criteria (%)
Dibromofluoromethane	S01	85-115
1,2-Dichloroethane-d4	S02	70-120
Toluene-d8	S03	85-120
Bromofluorobenzene	S04	75-120

Project Sample ID	S01	S02	S03	S04	Positive	Non Detect
	%R	%R	%R	%R	Results	(ND)
690-SB-A4(A)-O		130			J	

Soil:

Surrogate		Criteria (%)
Dibromofluoromethane	S01	65-132
1,2-Dichloroethane-d4	S02	65-128
Toluene-d8	S03	85-115
Bromofluorobenzene	S04	77-111

Project Sample ID	S01	S02	S03	S04	Positive	Non Detect
	%R	%R	%R	%R	Results	(ND)
690-SB-A1(8.0-9.0')-O				76	J	UJ
690-SB-A2(4.0-8.0')-O				72	J	UJ
690-SB-A4(A)(4.0-7.0')-O				72	J	UJ
690-SB-79(0-3.5')-O				72	J	UJ
690-SB-16(0-3.0')-O				70	J	UJ
690-SB-A5(0-3.5')-O				74	J	UJ
690-SB-A6(0-3.2')-O				73	J	UJ
690-SB-A7(0-3.5')-O				70	J	UJ
690-SB-77(0-4.0')-O				72	J	UJ
690-SB-80(0-2.5')-O				69	J	UJ
690-SB-14(4.0-6.5')-O				70	J	UJ
690-SB-17(0-4.0')-O				68	J	UJ
690-SB-20(4.0-6.2')-O				73	J	UJ
690-SB-21(0-4.0')-O				75	J	UJ
690-SB-A2(4.0-8.0')-D				76	J	UJ
690-SB-18(4.0-4.6')-O				72	J	UJ

If the surrogate percent recovery is greater than the upper acceptance limit, associated target analyte positive results are qualified "J", estimated and nondetected analytes should not be qualified. If the surrogate percent recovery is less than the lower acceptance limit, associated target analyte positive results are qualified "J", estimated and nondetected analytes are qualified "UJ", estimated detection limit. If the surrogate percent recovery is less than 10%, associated target analyte positive results are qualified "J", estimated and nondetected analytes are qualified "R", rejected. All VOC target analytes in the identified project samples should be qualified as noted above.

Laboratory Control Sample (LCS) and Matrix Spike/Matrix Spike Duplicate (MS/MSD) Recoveries

LCS recoveries were within the method specific criteria with the following exceptions. LCSD-50270 had %Rs for 1,2-Dichloropropane, 1,1,2-Trichloroethane, Styrene, Bromoform, and 1,2-Dichlorobenzene above the QC limit, affecting samples 690-SB-A1(8.0-9.0')-O, 690-SB-A2(4.0-8.0')-O, 690-SB-A4(A)(4.0-7.0')-O, 690-SBA(4.0-5.9')-O, 690-SB-79(0-3.5')-O, 690-SB-15(4.0-5.0')-O, and 690-SB-16(0-3.0')-O. Associated target analyte positive results are qualified "J", estimated and nondetected analyte results should not be qualified.

LCS-50364 had a %R for 1,1-Dichloroethene below the QC limit, affecting samples 690-SB-A6(0-3.2')-O, 690-SB-A7(0-3.5')-O, 690-SB-77(0-4.0')-O, 690-SB-80(0-2.5')-O, 690-SB-14(4.0-6.5')-O, 690-SB-17(0-4.0')-O, 690-SB-19(8.0-10.8')-O, 690-SB-20(4.0-6.2')-O, 690-SB-21(0-4.0')-O, 690-SB-A(4.0-5.9')-D, 690-SB-A2(4.0-8.0')-D, and 690-SB-18(4.0-4.6')-O. Associated target analyte positive results are qualified "J", estimated and nondetected analyte results are qualified "UJ", estimated.

LCSD-50413 had a %R for Styrene above the QC limit, affecting sample 690-SB-76(7.7-8.0')-O. Associated target analyte positive results are qualified "J", estimated and nondetected analyte results should not be qualified.

MS/MSD recovery data alone cannot be used to evaluate precision or accuracy of individual samples. Although the associated MS and MSD samples had VOC compounds with percent recoveries outside of the method specific criteria, due to the LCS recoveries being within the criteria, no qualification of the data is recommended.

Internal Standards (IS)

The calculated response of each IS compound fell within the QA/QC criteria. No qualification of the data is recommended.

Compound Quantitation

Compound quantitation is performed to ensure that reported quantitation results are accurate. No qualification of the data is recommended.

Data Qualifiers

Data qualifiers were assigned by the laboratory to the reported results to identify target analytes detected below the reporting limit (RL) but above the method detection limit (MDL), and/or when target analytes were detected in the associated method/preparation blank sample. Based on a spot check of the data qualifiers used, these flags appeared to be applied to the reported results in accordance with USEPA guidance.

Organic analyses samples that contained concentrations of target analytes at a reportable level in the associated method blanks were flagged by the laboratory with a "B". If the target analyte concentration was greater than 10X the amount in any blank for the common laboratory contaminants or 5X the amount for other target compounds, the "B" qualifier was not carried forward; if less than the 10X or 5X rule, the "B" qualifier was replaced with a "U". The "J" qualifier, which indicates an estimated value because the result was between the RL and MDL was carried forward. Compounds detected at levels above the calibration range of the instrument were qualified "E" by the laboratory. The samples were then re-analyzed at a dilution to bring the concentration within the calibration range of the instrument. Both results were reported by the laboratory and the data validator used professional judgment to select the best result for reporting purposes.

Semivolatile Organic Compounds

Preservation and Holding Time Compliance

Maximum allowable holding times for each parameter were measured from the time of sample collection to the time of sample preparation or analysis for each project sample. All project samples were found to be properly preserved or analyzed within the USEPA recommended maximum holding time, without exception. No qualification of the data is recommended.

Gas Chromatography/Mass Spectrometry (GC/MS) Instrument Performance Check

GC/MS instrument performance checks for the instruments used in the analysis of project samples fell within method specific criteria without exception. No qualification of the data is recommended.

Initial Calibration Verification (ICV)

Initial calibration checks for the instruments used in the analysis of project samples fell within the method specific criteria with the following exceptions.

Inst.	Date/ Time	Target Analyte(s)	%RSD	RRF	Affected Sample(s)	Corrective Action
S1	2/9/10 11:19	2,4-Dimethylphenol	22.9	0.35	690-FB1-O 690-FB2-O	Action #1
S3	4/6/10 15:13	2,4-Dimethylphenol Pentachlorophenol Dibenzo(a,h)anthracene	42.0 29.9 22.3	0.37 0.12 1.14	690-SB-77(0-4.0')-O 690-SB-79(0-3.5')-O 690-SB-80(0-2.5')-O 690-SB-18(4.0-4.6')-O 690-SB-76(7.7-8.0')-O	Action #1 Action #1 Action #1

Action #1: Positive results are qualified "J", estimated and nondetected analytes as "UJ", estimated detection limit.

Continuing Calibration Verification (CCV)

Continuing calibration checks for the instruments used in the analysis of project samples fell within the method specific criteria with the following exceptions.

Inst.	Date/ Time	Target Analyte(s)	%D	RRF	Affected Sample(s)	Corrective Action
S1	4/3/10 13:25	Nitrobenzene 4-Bromophenyl-phenylether Anthracene	38.5 35.4 28.2	0.60 0.31 1.61	690-FB1-O 690-FB2-O	Action #1 Action #1 Action #1
S3	4/9/10 10:44	Hexachlorocyclopentadiene	41.2	0.30	690-SB-77(0-4.0')-O 690-SB-79(0-3.5')-O 690-SB-80(0-2.5')-O 690-SB-18(4.0-4.6')-O	Action #1

Action #1: Positive results are qualified "J", estimated and nondetected analytes as "UJ", estimated detection limit.

Blank Sample Analysis

In accordance with cited USEPA guidelines, positive sample results should be reported unless the concentration of the compound in the project sample is less than or equal to 5 times (5X) the amount in any blank.

Target compounds were not identified in associated blank samples at a concentration above the MDL for organic parameter analyses, with the following exceptions:

Blank	Target Analyte(s)	Conc.	Affected Sample(s)	Flag sample results with a "U" if ≤ this value
MB-50231	1,2,3,3a-Tetrahydropentalene	5.1 ug/L	690-FB1-O 690-FB2-O	25.5 ug/L
MB-50409	2,5-Dimethylheptane	320 ug/kg	690-SB-77(0-4.0')-O 690-SB-79(0-3.5')-O 690-SB-80(0-2.5')-O 690-SB-18(4.0-4.6')-O 690-SB-76(7.7-8.0')-O	1600 ug/kg

Note: Field Blank associated samples include samples collected using the sample methods on the same day. Method Blank associated samples include all samples analyzed within the sample analytical batch.

System Monitoring/Surrogate Compound Recoveries

System monitoring/surrogate compound recoveries were within the laboratory specific criteria for the analysis of the project samples, without exception. No qualification of the data is recommended.

Laboratory Control Sample (LCS) and Matrix Spike/Matrix Spike Duplicate (MS/MSD) Recoveries

LCS recoveries were within the method specific criteria with the following exceptions. LCS- and LCSD-50231 had %Rs for 3,3'-Dichlorobenzidine below the QC limit, affecting samples 690-FB1-O and 690-FB2-O. Associated target analyte positive results are qualified "J", estimated and nondetected analyte results are qualified "UJ", estimated.

LCS-50409 had %Rs for 4-Chloroaniline, 3-Nitroaniline, 4-Nitroaniline, N-Nitrosodiphenylamine, and 3,3'-Dichlorobenzidine below the QC limit, affecting samples 690-SB-77(0-4.0')-O, 690-SB-79(0-3.5')-O, 690-SB-80(0-2.5')-O, 690-SB-18(4.0-4.6')-O, and 690-SB-76(7.7-8.0')-O. Associated target analyte positive results are qualified "J", estimated and nondetected analyte results are qualified "UJ", estimated.

MS/MSD recovery data alone cannot be used to evaluate precision or accuracy of individual samples. Although the associated MS and MSD samples had SVOC compounds with percent recoveries outside of the method specific criteria, due to the LCS recoveries being within the criteria, no qualification of the data is recommended.

Internal Standards (IS)

The calculated response of each IS compound fell within the QA/QC criteria without exception. No qualification of the data is recommended.

Compound Quantitation

Compound quantitation is performed to ensure that reported quantitation results are accurate. No qualification of the data is recommended.

Data Qualifiers

Data qualifiers were assigned by the laboratory to the reported results to identify target analytes detected below the reporting limit (RL) but above the method detection limit (MDL), and/or when target analytes were detected in the associated method/preparation blank sample. Based on a spot check of the data qualifiers used, these flags appeared to be applied to the reported results in accordance with USEPA guidance.

Pesticides

Preservation and Holding Time Compliance

Maximum allowable holding times for each parameter were measured from the time of sample collection to the time of sample preparation or analysis for each project sample. All project samples were found to be properly preserved or analyzed within the USEPA recommended maximum holding time without exception. No qualification of the data is recommended.

Gas Chromatography/Mass Spectrometry (GC/MS) Instrument Performance Check

GC/MS instrument performance checks for the instruments used in the analysis of project samples fell within method specific criteria without exception. No qualification of the data is recommended.

Initial Calibration Verification (ICV)

Initial calibration checks for the instruments used in the analysis of project samples fell within the method specific criteria without exception. No qualification of the data is recommended.

Continuing Calibration Verification (CCV)

Continuing calibration checks for the instruments used in the analysis of project samples fell within the method specific criteria with the following exceptions. The Performance Evaluation Mixture (PEM) PEMCD run on 4/2/10 at 13:33 had percent differences (%Ds) outside of the method specified limits for 4,4'-DDT in Column 1 and methoxychlor in Column 2, affecting samples 690-FB1-O and 690-FB2-O. Associated target analyte positive results are qualified "J", estimated and nondetected analyte results are qualified "UJ", estimated.

The mid-point calibration INDC3CD run on 4/2/10 at 13:48 had %Ds outside of the method specified limits for heptachlor, 4,4'-DDT, and methoxychlor in Column 1 and methoxychlor in Column 2, affecting samples 690-FB1-O and 690-FB2-O. Associated target analyte positive results are qualified "J", estimated and nondetected analyte results are qualified "UJ", estimated.

The mid-point calibration INDC3CE run on 4/2/10 at 17:50 had %Ds outside of the method specified limits for heptachlor, 4,4'-DDT, and methoxychlor in Column 1 and 4,4'-DDT in Column 2, affecting samples 690-FB1-O and 690-FB2-O. Associated target analyte positive results are qualified "J", estimated and nondetected analyte results are qualified "UJ", estimated.

Blank Sample Analysis

In accordance with cited USEPA guidelines, positive sample results should be reported unless the concentration of the compound in the project sample is less than or equal the amount in any blank. Target compounds were not identified in associated blank samples at a concentration above the MDL without exception. No qualification of the data is recommended.

System Monitoring/Surrogate Compound Recoveries

System monitoring/surrogate compound recoveries were within the laboratory specific criteria for the analysis of the project samples without exception. No qualification of the data is recommended.

Laboratory Control Sample (LCS) and Matrix Spike/Matrix Spike Duplicate (MS/MSD) Recoveries

LCS recoveries were within the method specific criteria without exception. No qualification of the data is recommended.

MS/MSD recovery data alone cannot be used to evaluate precision or accuracy of individual samples. Although the associated MS and MSD samples had Pesticide compounds with percent recoveries outside of the method specific criteria, due to the LCS recoveries being within the criteria, no qualification of the data is recommended.

Target Compound Identification

Target compounds that were detected in the project samples were detected in both GC columns at comparable concentrations that ensures no interfering analytes are present, with the following exceptions. For sample 690-SB-18(4.0-4.6')-O, the %Ds between the concentrations in the columns for heptachlor epoxide, 4,4'-DDD, and gamma-chlordane were above the method specified limit, indicating the possible presence of interfering analytes. The

lower of the column concentrations is reported for these analytes and the results are qualified as "J", estimated.

Compound Quantitation

Compound quantitation is performed to ensure that reported quantitation results are accurate. No qualification of the data is recommended.

PCBs

Preservation and Holding Time Compliance

Maximum allowable holding times for each parameter were measured from the time of sample collection to the time of sample preparation or analysis for each project sample. All project samples were found to be properly preserved or analyzed within the USEPA recommended maximum holding time without exception. No qualification of the data is recommended.

Gas Chromatography/Mass Spectrometry (GC/MS) Instrument Performance Check

GC/MS instrument performance checks for the instruments used in the analysis of project samples fell within method specific criteria without exception. No qualification of the data is recommended.

Initial Calibration Verification (ICV)

Initial calibration checks for the instruments used in the analysis of project samples fell within the method specific criteria without exception. No qualification of the data is recommended.

Continuing Calibration Verification (CCV)

Continuing calibration checks for the instruments used in the analysis of project samples fell within the method specific criteria without exception. No qualification of the data is recommended.

Blank Sample Analysis

In accordance with cited USEPA guidelines, positive sample results should be reported unless the concentration of the compound in the project sample is less than or equal the amount in any blank. Target compounds were not identified in associated blank samples at a concentration above the MDL without exception. No qualification of the data is recommended.

System Monitoring/Surrogate Compound Recoveries

System monitoring/surrogate compound recoveries were within the laboratory specific criteria for the analysis of the project samples without exception. No qualification of the data is recommended.

Laboratory Control Sample (LCS) and MS/MSD Recoveries

LCS and MS/MSD recoveries were within the method specific criteria without exception. No qualification of the data is recommended.

Target Compound Identification

Target compounds that were detected in the project samples were detected in both GC columns at comparable concentrations, ensuring no interfering analytes are present. No qualification of the data is recommended.

Compound Quantitation

Compound quantitation is performed to ensure that reported quantitation results are accurate. Compounds were quantitated correctly without exception.

Metals

Preservation and Holding Time Compliance

Maximum allowable holding times for each parameter were measured from the time of sample collection to the time of sample preparation or analysis for each project sample. All project samples were found to be properly preserved or analyzed within the USEPA recommended maximum holding time without exception. No qualification of the data is recommended.

Initial Calibration Verification (ICV)

Initial calibration checks for the instruments used in the analysis of project samples fell within the method specific criteria without exception. No qualification of the data is recommended.

Continuing Calibration Verification (CCV)

Continuing calibration checks for the instruments used in the analysis of project samples fell within the method specific criteria without exception. No qualification of the data is recommended.

Blank Sample Analysis

In accordance with cited USEPA guidelines, positive sample results should be reported unless the concentration of the compound in the project sample is less than or equal to 5 times (5X) the amount in the associated blank sample.

Target compounds were not identified in associated blank samples at a concentration above the MDL for metals analyses, with the following exceptions:

Blank	Target Analyte(s)	Conc.	Affected Sample(s)	Flag sample results with a "U" if ≤ this value
MB-50493	Magnesium	2.75 mg/kg	690-SB-18(4.0-4.6')-O	13.8 mg/kg
	Sodium	1.85 mg/kg	690-SB-76(7.7-8.0')-O	9.25 mg/kg
	Aluminum	1.64 mg/kg	690-SB-79(0-3.5')-O	8.2 mg/kg
	Antimony	0.47 mg/kg	690-SB-80(0-2.5')-O	2.4 mg/kg
	Beryllium	0.003 mg/kg		0.02 mg/kg
	Chromium	0.054 mg/kg		0.27 mg/kg
	Lead	0.22 mg/kg		1.1 mg/kg
MB-50306	Aluminum	68.9 ug/L	690-FB1-O	345 ug/L
	Antimony	10.8 ug/L	690-FB2-O	54.0 ug/L
	Beryllium	0.094 ug/L		0.47 ug/L
	Iron	94.6 ug/L		473 ug/L
	Magnesium	69.2 ug/L		346 ug/L
	Selenium	13.3 ug/L		66.5 ug/L

Note: Preparation Blank associated samples include all samples analyzed within the sample analytical batch.

Interference Check Sample Analysis

The interference check sample solution percent recoveries (%Rs) fell within the method required control limits without exception. No qualification of the data is recommended.

Laboratory Control Sample and MS/MSD Analysis

The laboratory control sample (LCS) %Rs fell within the method required control limits without exception.

The MSs performed on samples 690-SB-18(4.0-4.6')-O and 690-SB-76(7.7-8.0')-O had %Rs below the method required control limit for antimony, affecting all soil samples. Positive results for antimony in the soil samples were qualified as "J", estimated and nondetected results for antimony in the soil samples were qualified as "UJ", estimated.

Laboratory Duplicate Analysis

The laboratory duplicate percent differences (%Ds) fell within the method required control limits with the following exceptions. The laboratory duplicate performed on sample 690-SB-18(4.0-4.6')-O had %Ds above the method required control limit for arsenic, copper, vanadium, and zinc. The laboratory duplicate performed on sample 690-SB-76(7.7-8.0')-O had %Ds above the method required control limit for calcium, manganese, and potassium. Positive results for the associated analytes in the soil samples were qualified as "J", estimated and nondetected results were qualified as "UJ", estimated.

ICP Serial Dilution Analysis

The ICP Serial Dilution %Ds fell within the method required control limits with the following exceptions. The ICP serial dilution performed on sample 690-SB-18(4.0-4.6')-O had %Ds above the method required control limit for arsenic, barium, beryllium, chromium, cobalt, iron, lead, magnesium, manganese, nickel, vanadium, and zinc. The ICP serial dilution performed on sample 690-SB-76(7.7-8.0')-O had %Ds above the method required control limit for aluminum, barium, beryllium, chromium, cobalt, lead, manganese, nickel, sodium, vanadium, and zinc. Positive results for the associated analytes in the soil samples were qualified as "J", estimated and nondetected results were qualified as "UJ", estimated.

Data Qualifiers

Data qualifiers (B) were assigned by the laboratory to the reported results to identify target analytes detected below the reporting limit (RL) but above the method detection limit (MDL). Based on a spot check of the data qualifiers used, these flags appeared to be applied to the reported results in accordance with USEPA guidance. The data reviewer changed the "B" qualifier to a "J", indicating an estimated value.

Compound Quantitation

Compound quantitation is performed to ensure that reported quantitation results are accurate. Compounds were quantitated correctly without exception.

Thorium

Blank Sample Analysis

In accordance with cited USACE guidelines, positive sample results should be reported unless the concentration of the compound in the project sample is less than or equal to 5 times (5X) the amount in the associated blank sample.

Thorium was not identified in associated blank samples at a concentration above the MDL, with the following exceptions:

Blank	Target Analyte(s)	Conc.	Affected Sample(s)	Flag sample results with a "U" if ≤ this value
Method Blank BLK1	Thorium 232 Throrium 230	0.026 pCi/g 0.121 pCi/g	690-SB-77(0-4.0')-O 690-SB-21(0-4.0')-O 690-SB-76(0-4.0')-O 690-SB-18(4.0-4.6')-O 690-SB-76(7.7-8.0')-O	0.13 pCi/g 0.605 pCi/g

Laboratory Control Sample and MS/MSD Analysis

The laboratory control sample (LCS) and MS/MSD %Rs fell within the method required control limits without exception. No qualification of the data is recommended.

Laboratory Duplicate Analysis

The laboratory duplicate percent differences (%Ds) fell within the method required control limits without exception. No qualification of the data is recommended.

Summary

The results presented in each report were found to be compliant with the data quality objectives for the project and usable. Based on our review, the usability of the data is 100%, with the few exceptions noted above.

1A - FORM I VOA-1

VOLATILE ORGANICS ANALYSIS DATA SHEET

CLIENT SAMPLE NO.

690-SB-A1-O

Lab Name: MITKEM LABORATORIES Contract:

Lab Code: MITKEM Case No.: J0582 Mod. Ref No.: SDG No.: SJ0582

Matrix: (SOIL/SED/WATER) WATER Lab Sample ID: J0582-01A

Sample wt/vol: 5.00 (g/mL) ML Lab File ID: V2L5348.D

Level: (TRACE/LOW/MED) LOW Date Received: 03/27/2010

% Moisture: not dec. Date Analyzed: 04/03/2010

GC Column: DB-624 ID: 0.25 (mm) Dilution Factor: 1.0

Soil Extract Volume: (uL) Soil Aliquot Volume: (uL)

Purge Volume: 5.0 (mL)

CAS NO.	COMPOUND	CONCENTRATION UNITS: (ug/L or ug/Kg) µG/L	Q
74-87-3	Chloromethane	5.0	U
75-01-4	Vinyl chloride	5.0	U
74-83-9	Bromomethane	5.0	UJ
75-00-3	Chloroethane	5.0	U
75-69-4	Trichlorofluoromethane	5.0	U
75-35-4	1,1-Dichloroethene	5.0	U
67-64-1	Acetone	5.0	U
75-15-0	Carbon disulfide	5.0	U
75-09-2	Methylene chloride	5.0	U
156-60-5	trans-1,2-Dichloroethene	5.0	U
1634-04-4	Methyl tert-butyl ether	5.0	U
75-34-3	1,1-Dichloroethane	5.0	U
108-05-4	Vinyl acetate	5.0	U
78-93-3	2-Butanone	5.0	U
156-59-2	cis-1,2-Dichloroethene	5.0	U
67-66-3	Chloroform	5.0	U
71-55-6	1,1,1-Trichloroethane	5.0	U
56-23-5	Carbon tetrachloride	5.0	U
107-06-2	1,2-Dichloroethane	5.0	U
71-43-2	Benzene	5.0	U
79-01-6	Trichloroethene	5.0	U
78-87-5	1,2-Dichloropropane	5.0	U
75-27-4	Bromodichloromethane	5.0	U
10061-01-5	cis-1,3-Dichloropropene	5.0	U
108-10-1	4-Methyl-2-pentanone	5.0	U
108-88-3	Toluene	5.0	U
10061-02-6	trans-1,3-Dichloropropene	5.0	U
79-00-5	1,1,2-Trichloroethane	5.0	U
127-18-4	Tetrachloroethene	5.0	U
591-78-6	2-Hexanone	5.0	U
124-48-1	Dibromochloromethane	5.0	U
108-90-7	Chlorobenzene	5.0	U
100-41-4	Ethylbenzene	5.0	U
1330-20-7	m,p-Xylene	5.0	U
95-47-6	o-Xylene	5.0	U

1B - FORM I VOA-2

VOLATILE ORGANICS ANALYSIS DATA SHEET

CLIENT SAMPLE NO.

690-SB-A1-O

Lab Name: MITKEM LABORATORIES Contract:

Lab Code: MITKEM Case No.: J0582 Mod. Ref No.: SDG No.: SJ0582

Matrix: (SOIL/SED/WATER) WATER Lab Sample ID: J0582-01A

Sample wt/vol: 5.00 (g/mL) ML Lab File ID: V2L5348.D

Level: (TRACE/LOW/MED) LOW Date Received: 03/27/2010

% Moisture: not dec. Date Analyzed: 04/03/2010

GC Column: DB-624 ID: 0.25 (mm) Dilution Factor: 1.0

Soil Extract Volume: (uL) Soil Aliquot Volume: (uL)

Purge Volume: 5.0 (mL)

CAS NO.	COMPOUND	CONCENTRATION UNITS: (ug/L or ug/Kg) µG/L	Q
1330-20-7	Xylene (Total)	5.0	U
100-42-5	Styrene	5.0	U
75-25-2	Bromoform	5.0	U
98-82-8	Isopropylbenzene	5.0	U
79-34-5	1,1,2,2-Tetrachloroethane	5.0	U
103-65-1	n-Propylbenzene	5.0	U
108-67-8	1,3,5-Trimethylbenzene	5.0	U
98-06-6	tert-Butylbenzene	5.0	U
95-63-6	1,2,4-Trimethylbenzene	5.0	U
135-98-8	sec-Butylbenzene	5.0	U
99-87-6	4-Isopropyltoluene	5.0	U
541-73-1	1,3-Dichlorobenzene	5.0	U
106-46-7	1,4-Dichlorobenzene	5.0	U
104-51-8	n-Butylbenzene	5.0	U
95-50-1	1,2-Dichlorobenzene	5.0	U
91-20-3	Naphthalene	5.0	U
110-75-8	2-Chloroethyl vinyl ether	5.0	U

1J - FORM I VOA-TIC

VOLATILE ORGANICS ANALYSIS DATA SHEET

TENTATIVELY IDENTIFIED COMPOUNDS

EPA SAMPLE NO.

690-SB-A1-O

Lab Name: MITKEM LABORATORIES Contract:

Lab Code: MITKEM Case No.: J0582 Mod. Ref No.: SDG No.: SJ0582

Matrix: (SOIL/SED/WATER) WATER Lab Sample ID: J0582-01A

Sample wt/vol: 5.00 (g/mL) ML Lab File ID: V2L5348.D

Level: (TRACE or LOW/MED) LOW Date Received: 03/27/2010

% Moisture: not dec. Date Analyzed: 04/03/2010

GC Column: DB-624 ID: 0.25 (mm) Dilution Factor: 1.0

Soil Extract Volume: (uL) Soil Aliquot Volume: (uL)

CONCENTRATION UNITS: (ug/L or ug/Kg) µG/L Purge Volume: 5.0 (mL)

	CAS NUMBER	COMPOUND NAME	RT	EST. CONC.	Q
01	591-21-9	1,3-Dimethylcyclohexane,c&t	8.540	6.3	NJ
02	590-66-9	Cyclohexane, 1,1-dimethyl-	8.760	5.5	NJ
03	6876-23-9	Cyclohexane, 1,2-dimethyl-,	9.001	7.2	NJ
	E96679[1]	Total Alkanes	N/A		

[1]EPA-designated Registry Number.

EGL

1A - FORM I VOA-1

VOLATILE ORGANICS ANALYSIS DATA SHEET

CLIENT SAMPLE NO.

690-SB-14-O

Lab Name: MITKEM LABORATORIES Contract:

Lab Code: MITKEM Case No.: J0582 Mod. Ref No.: SDG No.: SJ0582

Matrix: (SOIL/SED/WATER) WATER Lab Sample ID: J0582-02A

Sample wt/vol: 5.00 (g/mL) ML Lab File ID: V2L5349.D

Level: (TRACE/LOW/MED) LOW Date Received: 03/27/2010

% Moisture: not dec. Date Analyzed: 04/03/2010

GC Column: DB-624 ID: 0.25 (mm) Dilution Factor: 1.0

Soil Extract Volume: (uL) Soil Aliquot Volume: (uL)

Purge Volume: 5.0 (mL)

CAS NO.	COMPOUND	CONCENTRATION UNITS: (ug/L or ug/Kg) µG/L	Q
74-87-3	Chloromethane	1.5	J
75-01-4	Vinyl chloride	3.4	J
74-83-9	Bromomethane	5.0	UJ
75-00-3	Chloroethane	5.0	U
75-69-4	Trichlorofluoromethane	5.0	U
75-35-4	1,1-Dichloroethene	5.0	U
67-64-1	Acetone	5.0	U
75-15-0	Carbon disulfide	5.0	U
75-09-2	Methylene chloride	5.0	U
156-60-5	trans-1,2-Dichloroethene	5.0	U
1634-04-4	Methyl tert-butyl ether	5.0	U
75-34-3	1,1-Dichloroethane	5.0	U
108-05-4	Vinyl acetate	5.0	U
78-93-3	2-Butanone	5.0	U
156-59-2	cis-1,2-Dichloroethene	23	
67-66-3	Chloroform	5.0	U
71-55-6	1,1,1-Trichloroethane	5.0	U
56-23-5	Carbon tetrachloride	5.0	U
107-06-2	1,2-Dichloroethane	5.0	U
71-43-2	Benzene	5.0	U
79-01-6	Trichloroethene	23	
78-87-5	1,2-Dichloropropane	5.0	U
75-27-4	Bromodichloromethane	5.0	U
10061-01-5	cis-1,3-Dichloropropene	5.0	U
108-10-1	4-Methyl-2-pentanone	5.0	U
108-88-3	Toluene	5.0	U
10061-02-6	trans-1,3-Dichloropropene	5.0	U
79-00-5	1,1,2-Trichloroethane	5.0	U
127-18-4	Tetrachloroethene	5.0	U
591-78-6	2-Hexanone	5.0	U
124-48-1	Dibromochloromethane	5.0	U
108-90-7	Chlorobenzene	5.0	U
100-41-4	Ethylbenzene	5.0	U
1330-20-7	m,p-Xylene	5.0	U
95-47-6	o-Xylene	5.0	U

1B - FORM I VOA-2

VOLATILE ORGANICS ANALYSIS DATA SHEET

CLIENT SAMPLE NO.

690-SB-14-O

Lab Name: MITKEM LABORATORIES Contract:

Lab Code: MITKEM Case No.: J0582 Mod. Ref No.: SDG No.: SJ0582

Matrix: (SOIL/SED/WATER) WATER Lab Sample ID: J0582-02A

Sample wt/vol: 5.00 (g/mL) ML Lab File ID: V2L5349.D

Level: (TRACE/LOW/MED) LOW Date Received: 03/27/2010

% Moisture: not dec. Date Analyzed: 04/03/2010

GC Column: DB-624 ID: 0.25 (mm) Dilution Factor: 1.0

Soil Extract Volume: (uL) Soil Aliquot Volume: (uL)

Purge Volume: 5.0 (mL)

CAS NO.	COMPOUND	CONCENTRATION UNITS: (ug/L or ug/Kg) µG/L	Q
1330-20-7	Xylene (Total)	5.0	U
100-42-5	Styrene	5.0	U
75-25-2	Bromoform	5.0	U
98-82-8	Isopropylbenzene	5.0	U
79-34-5	1,1,2,2-Tetrachloroethane	5.0	U
103-65-1	n-Propylbenzene	5.0	U
108-67-8	1,3,5-Trimethylbenzene	5.0	U
98-06-6	tert-Butylbenzene	5.0	U
95-63-6	1,2,4-Trimethylbenzene	5.0	U
135-98-8	sec-Butylbenzene	5.0	U
99-87-6	4-Isopropyltoluene	5.0	U
541-73-1	1,3-Dichlorobenzene	5.0	U
106-46-7	1,4-Dichlorobenzene	5.0	U
104-51-8	n-Butylbenzene	5.0	U
95-50-1	1,2-Dichlorobenzene	5.0	U
91-20-3	Naphthalene	5.0	U
110-75-8	2-Chloroethyl vinyl ether	5.0	U

1J - FORM I VOA-TIC

VOLATILE ORGANICS ANALYSIS DATA SHEET

TENTATIVELY IDENTIFIED COMPOUNDS

CLIENT SAMPLE NO.

690-SB-14-O

Lab Name: MITKEM LABORATORIES Contract:

Lab Code: MITKEM Case No.: J0582 Mod. Ref No.: SDG No.: SJ0582

Matrix: (SOIL/SED/WATER) WATER Lab Sample ID: J0582-02A

Sample wt/vol: 5.00 (g/mL) ML Lab File ID: V2L5349.D

Level: (TRACE or LOW/MED) LOW Date Received: 03/27/2010

% Moisture: not dec. Date Analyzed: 04/03/2010

GC Column: DB-624 ID: 0.25 (mm) Dilution Factor: 1.0

Soil Extract Volume: (uL) Soil Aliquot Volume: (uL)

CONCENTRATION UNITS: (ug/L or ug/Kg) µG/L Purge Volume: 5.0 (mL)

CAS NUMBER	COMPOUND NAME	RT	EST. CONC.	Q
E966796[1]	Total Alkanes	N/A		

[1]EPA-designated Registry Number.

EGL

1A - FORM I VOA-1

VOLATILE ORGANICS ANALYSIS DATA SHEET

CLIENT SAMPLE NO.

690-SB-15-O

Lab Name: MITKEM LABORATORIES Contract:

Lab Code: MITKEM Case No.: J0582 Mod. Ref No.: SDG No.: SJ0582

Matrix: (SOIL/SED/WATER) WATER Lab Sample ID: J0582-03A

Sample wt/vol: 5.00 (g/mL) ML Lab File ID: V2L5350.D

Level: (TRACE/LOW/MED) LOW Date Received: 03/27/2010

% Moisture: not dec. Date Analyzed: 04/03/2010

GC Column: DB-624 ID: 0.25 (mm) Dilution Factor: 1.0

Soil Extract Volume: (uL) Soil Aliquot Volume: (uL)

Purge Volume: 5.0 (mL)

CAS NO.	COMPOUND	CONCENTRATION UNITS: (ug/L or ug/Kg) µG/L	Q
74-87-3	Chloromethane	5.0	U
75-01-4	Vinyl chloride	1.2	J
74-83-9	Bromomethane	5.0	UJ
75-00-3	Chloroethane	5.0	U
75-69-4	Trichlorofluoromethane	5.0	U
75-35-4	1,1-Dichloroethene	5.0	U
67-64-1	Acetone	5.0	U
75-15-0	Carbon disulfide	5.0	U
75-09-2	Methylene chloride	5.0	U
156-60-5	trans-1,2-Dichloroethene	5.0	U
1634-04-4	Methyl tert-butyl ether	5.0	U
75-34-3	1,1-Dichloroethane	5.0	U
108-05-4	Vinyl acetate	5.0	U
78-93-3	2-Butanone	5.0	U
156-59-2	cis-1,2-Dichloroethene	9.8	
67-66-3	Chloroform	1.4	J
71-55-6	1,1,1-Trichloroethane	5.0	U
56-23-5	Carbon tetrachloride	5.0	U
107-06-2	1,2-Dichloroethane	5.0	U
71-43-2	Benzene	5.0	U
79-01-6	Trichloroethene	18	
78-87-5	1,2-Dichloropropane	5.0	U
75-27-4	Bromodichloromethane	5.0	U
10061-01-5	cis-1,3-Dichloropropene	5.0	U
108-10-1	4-Methyl-2-pentanone	5.0	U
108-88-3	Toluene	1.2	J
10061-02-6	trans-1,3-Dichloropropene	5.0	U
79-00-5	1,1,2-Trichloroethane	5.0	U
127-18-4	Tetrachloroethene	4.7	J
591-78-6	2-Hexanone	5.0	U
124-48-1	Dibromochloromethane	5.0	U
108-90-7	Chlorobenzene	5.0	U
100-41-4	Ethylbenzene	5.0	U
1330-20-7	m,p-Xylene	2.6	J
95-47-6	o-Xylene	5.0	U

1B - FORM I VOA-2

VOLATILE ORGANICS ANALYSIS DATA SHEET

CLIENT SAMPLE NO.

690-SB-15-O

Lab Name: MITKEM LABORATORIES Contract:

Lab Code: MITKEM Case No.: J0582 Mod. Ref No.: SDG No.: SJ0582

Matrix: (SOIL/SED/WATER) WATER Lab Sample ID: J0582-03A

Sample wt/vol: 5.00 (g/mL) ML Lab File ID: V2L5350.D

Level: (TRACE/LOW/MED) LOW Date Received: 03/27/2010

% Moisture: not dec. Date Analyzed: 04/03/2010

GC Column: DB-624 ID: 0.25 (mm) Dilution Factor: 1.0

Soil Extract Volume: (uL) Soil Aliquot Volume: (uL)

Purge Volume: 5.0 (mL)

CAS NO.	COMPOUND	CONCENTRATION UNITS: (ug/L or ug/Kg) µG/L	Q
1330-20-7	Xylene (Total)	2.6	J
100-42-5	Styrene	5.0	U
75-25-2	Bromoform	5.0	U
98-82-8	Isopropylbenzene	5.0	U
79-34-5	1,1,2,2-Tetrachloroethane	5.0	U
103-65-1	n-Propylbenzene	5.0	U
108-67-8	1,3,5-Trimethylbenzene	5.0	U
98-06-6	tert-Butylbenzene	5.0	U
95-63-6	1,2,4-Trimethylbenzene	5.0	U
135-98-8	sec-Butylbenzene	5.0	U
99-87-6	4-Isopropyltoluene	5.0	U
541-73-1	1,3-Dichlorobenzene	5.0	U
106-46-7	1,4-Dichlorobenzene	5.0	U
104-51-8	n-Butylbenzene	5.0	U
95-50-1	1,2-Dichlorobenzene	5.0	U
91-20-3	Naphthalene	5.0	U
110-75-8	2-Chloroethyl vinyl ether	5.0	U

EGL

1J - FORM I VOA-TIC

VOLATILE ORGANICS ANALYSIS DATA SHEET

TENTATIVELY IDENTIFIED COMPOUNDS

EPA SAMPLE NO.

690-SB-15-O

Lab Name: MITKEM LABORATORIES Contract:

Lab Code: MITKEM Case No.: J0582 Mod. Ref No.: SDG No.: SJ0582

Matrix: (SOIL/SED/WATER) WATER Lab Sample ID: J0582-03A

Sample wt/vol: 5.00 (g/mL) ML Lab File ID: V2L5350.D

Level: (TRACE or LOW/MED) LOW Date Received: 03/27/2010

% Moisture: not dec. Date Analyzed: 04/03/2010

GC Column: DB-624 ID: 0.25 (mm) Dilution Factor: 1.0

Soil Extract Volume: (uL) Soil Aliquot Volume: (uL)

CONCENTRATION UNITS: (ug/L or ug/Kg) µG/L Purge Volume: 5.0 (mL)

CAS NUMBER	COMPOUND NAME	RT	EST. CONC.	Q
E966796[1]	Total Alkanes	N/A		

[1]EPA-designated Registry Number.

EGC

1A - FORM I VOA-1

VOLATILE ORGANICS ANALYSIS DATA SHEET

CLIENT SAMPLE NO.

690-SB-19-O

Lab Name: MITKEM LABORATORIES Contract:

Lab Code: MITKEM Case No.: J0582 Mod. Ref No.: SDG No.: SJ0582

Matrix: (SOIL/SED/WATER) WATER Lab Sample ID: J0582-04A

Sample wt/vol: 5.00 (g/mL) ML Lab File ID: V2L5351.D

Level: (TRACE/LOW/MED) LOW Date Received: 03/27/2010

% Moisture: not dec. Date Analyzed: 04/03/2010

GC Column: DB-624 ID: 0.25 (mm) Dilution Factor: 1.0

Soil Extract Volume: (uL) Soil Aliquot Volume: (uL)

Purge Volume: 5.0 (mL)

CAS NO.	COMPOUND	CONCENTRATION UNITS: (ug/L or ug/Kg) µG/L	Q
74-87-3	Chloromethane	1.5	J
75-01-4	Vinyl chloride	5.0	U
74-83-9	Bromomethane	5.0	UJ
75-00-3	Chloroethane	5.0	U
75-69-4	Trichlorofluoromethane	5.0	U
75-35-4	1,1-Dichloroethene	5.0	U
67-64-1	Acetone	5.0	U
75-15-0	Carbon disulfide	5.0	U
75-09-2	Methylene chloride	5.0	U
156-60-5	trans-1,2-Dichloroethene	5.0	U
1634-04-4	Methyl tert-butyl ether	5.0	U
75-34-3	1,1-Dichloroethane	5.0	U
108-05-4	Vinyl acetate	5.0	U
78-93-3	2-Butanone	5.0	U
156-59-2	cis-1,2-Dichloroethene	5.0	U
67-66-3	Chloroform	5.0	U
71-55-6	1,1,1-Trichloroethane	5.0	U
56-23-5	Carbon tetrachloride	5.0	U
107-06-2	1,2-Dichloroethane	5.0	U
71-43-2	Benzene	5.7	
79-01-6	Trichloroethene	5.0	U
78-87-5	1,2-Dichloropropane	5.0	U
75-27-4	Bromodichloromethane	5.0	U
10061-01-5	cis-1,3-Dichloropropene	5.0	U
108-10-1	4-Methyl-2-pentanone	5.0	U
108-88-3	Toluene	1.2	J
10061-02-6	trans-1,3-Dichloropropene	5.0	U
79-00-5	1,1,2-Trichloroethane	5.0	U
127-18-4	Tetrachloroethene	5.0	U
591-78-6	2-Hexanone	5.0	U
124-48-1	Dibromochloromethane	5.0	U
108-90-7	Chlorobenzene	5.0	U
100-41-4	Ethylbenzene	5.0	U
1330-20-7	m,p-Xylene	5.0	U
95-47-6	o-Xylene	5.0	U

1B - FORM I VOA-2

VOLATILE ORGANICS ANALYSIS DATA SHEET

CLIENT SAMPLE NO.

690-SB-19-O

Lab Name: MITKEM LABORATORIES Contract:

Lab Code: MITKEM Case No.: J0582 Mod. Ref No.: SDG No.: SJ0582

Matrix: (SOIL/SED/WATER) WATER Lab Sample ID: J0582-04A

Sample wt/vol: 5.00 (g/mL) ML Lab File ID: V2L5351.D

Level: (TRACE/LOW/MED) LOW Date Received: 03/27/2010

% Moisture: not dec. Date Analyzed: 04/03/2010

GC Column: DB-624 ID: 0.25 (mm) Dilution Factor: 1.0

Soil Extract Volume: (uL) Soil Aliquot Volume: (uL)

Purge Volume: 5.0 (mL)

CAS NO.	COMPOUND	CONCENTRATION UNITS: (ug/L or ug/Kg) µG/L	Q
1330-20-7	Xylene (Total)	5.0	U
100-42-5	Styrene	5.0	U
75-25-2	Bromoform	5.0	U
98-82-8	Isopropylbenzene	5.0	U
79-34-5	1,1,2,2-Tetrachloroethane	5.0	U
103-65-1	n-Propylbenzene	5.0	U
108-67-8	1,3,5-Trimethylbenzene	5.0	U
98-06-6	tert-Butylbenzene	5.0	U
95-63-6	1,2,4-Trimethylbenzene	5.0	U
135-98-8	sec-Butylbenzene	5.0	U
99-87-6	4-Isopropyltoluene	5.0	U
541-73-1	1,3-Dichlorobenzene	5.0	U
106-46-7	1,4-Dichlorobenzene	5.0	U
104-51-8	n-Butylbenzene	5.0	U
95-50-1	1,2-Dichlorobenzene	5.0	U
91-20-3	Naphthalene	5.0	U
110-75-8	2-Chloroethyl vinyl ether	5.0	U

EAL

1J - FORM I VOA-TIC

VOLATILE ORGANICS ANALYSIS DATA SHEET

TENTATIVELY IDENTIFIED COMPOUNDS

EPA SAMPLE NO.

690-SB-19-O

Lab Name: MITKEM LABORATORIES Contract:

Lab Code: MITKEM Case No.: J0582 Mod. Ref No.: SDG No.: SJ0582

Matrix: (SOIL/SED/WATER) WATER Lab Sample ID: J0582-04A

Sample wt/vol: 5.00 (g/mL) ML Lab File ID: V2L5351.D

Level: (TRACE or LOW/MED) LOW Date Received: 03/27/2010

% Moisture: not dec. Date Analyzed: 04/03/2010

GC Column: DB-624 ID: 0.25 (mm) Dilution Factor: 1.0

Soil Extract Volume: (uL) Soil Aliquot Volume: (uL)

CONCENTRATION UNITS: (ug/L or ug/Kg) µG/L Purge Volume: 5.0 (mL)

CAS NUMBER	COMPOUND NAME	RT	EST. CONC.	Q
E96679€ [1]	Total Alkanes	N/A		

[1] EPA-designated Registry Number.

EGC

1A - FORM I VOA-1

VOLATILE ORGANICS ANALYSIS DATA SHEET

CLIENT SAMPLE NO.

690-SB-76-O

Lab Name: MITKEM LABORATORIES Contract:

Lab Code: MITKEM Case No.: J0582 Mod. Ref No.: SDG No.: SJ0582

Matrix: (SOIL/SED/WATER) WATER Lab Sample ID: J0582-05A

Sample wt/vol: 5.00 (g/mL) ML Lab File ID: V2L5410.D

Level: (TRACE/LOW/MED) LOW Date Received: 03/27/2010

% Moisture: not dec. Date Analyzed: 04/05/2010

GC Column: DB-624 ID: 0.25 (mm) Dilution Factor: 20.0

Soil Extract Volume: (uL) Soil Aliquot Volume: (uL)

Purge Volume: 5.0 (mL)

CAS NO.	COMPOUND	CONCENTRATION UNITS: (ug/L or ug/Kg) µG/L	Q
74-87-3	Chloromethane	100	U
75-01-4	Vinyl chloride	100	U
74-83-9	Bromomethane	100	U
75-00-3	Chloroethane	100	U
75-69-4	Trichlorofluoromethane	100	U
75-35-4	1,1-Dichloroethene	100	U
67-64-1	Acetone	100	U
75-15-0	Carbon disulfide	100	U
75-09-2	Methylene chloride	100	U
156-60-5	trans-1,2-Dichloroethene	100	U
1634-04-4	Methyl tert-butyl ether	100	U
75-34-3	1,1-Dichloroethane	100	U
108-05-4	Vinyl acetate	100	U
78-93-3	2-Butanone	100	U
156-59-2	cis-1,2-Dichloroethene	100	U
67-66-3	Chloroform	100	U
71-55-6	1,1,1-Trichloroethane	100	U
56-23-5	Carbon tetrachloride	100	U
107-06-2	1,2-Dichloroethane	100	U
71-43-2	Benzene	190	
79-01-6	Trichloroethene	100	U
78-87-5	1,2-Dichloropropane	100	U
75-27-4	Bromodichloromethane	100	U
10061-01-5	cis-1,3-Dichloropropene	100	U
108-10-1	4-Methyl-2-pentanone	100	U
108-88-3	Toluene	58	J
10061-02-6	trans-1,3-Dichloropropene	100	U
79-00-5	1,1,2-Trichloroethane	100	U
127-18-4	Tetrachloroethene	100	U
591-78-6	2-Hexanone	100	U
124-48-1	Dibromochloromethane	100	U
108-90-7	Chlorobenzene	100	U
100-41-4	Ethylbenzene	2100	
~~1330-20-7~~	~~m,p-Xylene~~	~~10000~~	~~E~~ e
95-47-6	o-Xylene	840	

EGL

1B - FORM I VOA-2

VOLATILE ORGANICS ANALYSIS DATA SHEET

CLIENT SAMPLE NO.

690-SB-76-O

Lab Name: MITKEM LABORATORIES Contract:

Lab Code: MITKEM Case No.: J0582 Mod. Ref No.: SDG No.: SJ0582

Matrix: (SOIL/SED/WATER) WATER Lab Sample ID: J0582-05A

Sample wt/vol: 5.00 (g/mL) ML Lab File ID: V2L5410.D

Level: (TRACE/LOW/MED) LOW Date Received: 03/27/2010

% Moisture: not dec. Date Analyzed: 04/05/2010

GC Column: DB-624 ID: 0.25 (mm) Dilution Factor: 20.0

Soil Extract Volume: (uL) Soil Aliquot Volume: (uL)

Purge Volume: 5.0 (mL)

CAS NO.	COMPOUND	CONCENTRATION UNITS: (ug/L or ug/Kg) µG/L	Q
1330-20-7	Xylene (Total)	11000	
100-42-5	Styrene	100	U
75-25-2	Bromoform	100	U
98-82-8	Isopropylbenzene	48	J
79-34-5	1,1,2,2-Tetrachloroethane	100	U
103-65-1	n-Propylbenzene	21	J
108-67-8	1,3,5-Trimethylbenzene	39	J
98-06-6	tert-Butylbenzene	100	U
95-63-6	1,2,4-Trimethylbenzene	73	J
135-98-8	sec-Butylbenzene	100	U
99-87-6	4-Isopropyltoluene	100	U
541-73-1	1,3-Dichlorobenzene	100	U
106-46-7	1,4-Dichlorobenzene	100	U
104-51-8	n-Butylbenzene	100	U
95-50-1	1,2-Dichlorobenzene	100	U
91-20-3	Naphthalene	120	
110-75-8	2-Chloroethyl vinyl ether	100	U

1J - FORM I VOA-TIC

VOLATILE ORGANICS ANALYSIS DATA SHEET

TENTATIVELY IDENTIFIED COMPOUNDS

EPA SAMPLE NO.

690-SB-76-O

Lab Name: MITKEM LABORATORIES Contract:

Lab Code: MITKEM Case No.: J0582 Mod. Ref No.: SDG No.: SJ0582

Matrix: (SOIL/SED/WATER) WATER Lab Sample ID: J0582-05A

Sample wt/vol: 5.00 (g/mL) ML Lab File ID: V2L5410.D

Level: (TRACE or LOW/MED) LOW Date Received: 03/27/2010

% Moisture: not dec. Date Analyzed: 04/05/2010

GC Column: DB-624 ID: 0.25 (mm) Dilution Factor: 20.0

Soil Extract Volume: (uL) Soil Aliquot Volume: (uL)

CONCENTRATION UNITS: (ug/L or ug/Kg) µG/L Purge Volume: 5.0 (mL)

	CAS NUMBER	COMPOUND NAME	RT	EST. CONC.	Q
01	592-27-8	Heptane, 2-methyl-	8.101	230	NJ
02	589-81-1	Heptane, 3-methyl-	8.279	200	NJ
03	638-04-0	Cyclohexane, 1,3-dimethyl-,	8.541	430	NJ
04	111-65-9	Octane	8.813	520	NJ
05	6876-23-9	Cyclohexane, 1,2-dimethyl-,	8.991	330	NJ
06	589-90-2	Cyclohexane, 1,4-dimethyl-	9.138	170	NJ
07	1678-91-7	Cyclohexane, ethyl-	9.745	310	NJ
08	620-14-4	Benzene, 1-ethyl-3-methyl-	12.353	140	NJ
09	91-57-6	Naphthalene, 2-methyl-	17.213	330	NJ
10	92-52-4	Biphenyl	17.852	300	NJ
11	581-40-8	Naphthalene, 2,3-dimethyl-	18.470	180	NJ
	E96679[1]	Total Alkanes	N/A		

[1]EPA-designated Registry Number.

1A - FORM I VOA-1

VOLATILE ORGANICS ANALYSIS DATA SHEET

CLIENT SAMPLE NO.

690-SB-76-ODL

Lab Name: MITKEM LABORATORIES

Contract:

Lab Code: MITKEM Case No.: J0582

Mod. Ref No.: SDG No.: SJ0582

Matrix: (SOIL/SED/WATER) WATER

Lab Sample ID: J0582-05ADL

Sample wt/vol: 5.00 (g/mL) ML

Lab File ID: V2L5435.D

Level: (TRACE/LOW/MED) LOW

Date Received: 03/27/2010

% Moisture: not dec.

Date Analyzed: 04/06/2010

GC Column: DB-624 ID: 0.25 (mm)

Dilution Factor: 80.0

Soil Extract Volume: (uL)

Soil Aliquot Volume: (uL)

Purge Volume: 5.0 (mL)

CAS NO.	COMPOUND	CONCENTRATION UNITS: (ug/L or ug/Kg) µG/L	Q
74-87-3	Chloromethane	400	U
75-01-4	Vinyl chloride	400	U
74-83-9	Bromomethane	400	U
75-00-3	Chloroethane	400	U
75-69-4	Trichlorofluoromethane	400	U
75-35-4	1,1-Dichloroethene	400	U
67-64-1	Acetone	400	U
75-15-0	Carbon disulfide	400	U
75-09-2	Methylene chloride	400	U
156-60-5	trans-1,2-Dichloroethene	400	U
1634-04-4	Methyl tert-butyl ether	400	U
75-34-3	1,1-Dichloroethane	400	U
108-05-4	Vinyl acetate	400	U
78-93-3	2-Butanone	400	U
156-59-2	cis-1,2-Dichloroethene	400	U
67-66-3	Chloroform	400	U
71-55-6	1,1,1-Trichloroethane	400	U
56-23-5	Carbon tetrachloride	400	U
107-06-2	1,2-Dichloroethane	400	U
71-43-2	Benzene	210	DJ
79-01-6	Trichloroethene	400	U
78-87-5	1,2-Dichloropropane	400	U
75-27-4	Bromodichloromethane	400	U
10061-01-5	cis-1,3-Dichloropropene	400	U
108-10-1	4-Methyl-2-pentanone	400	U
108-88-3	Toluene	400	U
10061-02-6	trans-1,3-Dichloropropene	400	U
79-00-5	1,1,2-Trichloroethane	400	U
127-18-4	Tetrachloroethene	400	U
591-78-6	2-Hexanone	400	U
124-48-1	Dibromochloromethane	400	U
108-90-7	Chlorobenzene	400	U
100-41-4	Ethylbenzene	2200	D
1330-20-7	m,p-Xylene	11000	D
95-47-6	o-Xylene	880	D

EGL

e

SOM_002

SW846

EGL

0032

1B - FORM I VOA-2

VOLATILE ORGANICS ANALYSIS DATA SHEET

CLIENT SAMPLE NO.

690-SB-76-ODL

Lab Name: MITKEM LABORATORIES Contract:

Lab Code: MITKEM Case No.: J0582 Mod. Ref No.: SDG No.: SJ0582

Matrix: (SOIL/SED/WATER) WATER Lab Sample ID: J0582-05ADL

Sample wt/vol: 5.00 (g/mL) ML Lab File ID: V2L5435.D

Level: (TRACE/LOW/MED) LOW Date Received: 03/27/2010

% Moisture: not dec. Date Analyzed: 04/06/2010

GC Column: DB-624 ID: 0.25 (mm) Dilution Factor: 80.0

Soil Extract Volume: (uL) Soil Aliquot Volume: (uL)

Purge Volume: 5.0 (mL)

CAS NO.	COMPOUND	CONCENTRATION UNITS: (ug/L or ug/Kg) µG/L	Q
1330-20-7	Xylene (Total)	12000	D
100-42-5	Styrene	400	U
75-25-2	Bromoform	400	U
98-82-8	Isopropylbenzene	400	U
79-34-5	1,1,2,2-Tetrachloroethane	400	U
103-65-1	n-Propylbenzene	400	U
108-67-8	1,3,5-Trimethylbenzene	400	U
98-06-6	tert-Butylbenzene	400	U
95-63-6	1,2,4-Trimethylbenzene	400	U
135-98-8	sec-Butylbenzene	400	U
99-87-6	4-Isopropyltoluene	400	U
541-73-1	1,3-Dichlorobenzene	400	U
106-46-7	1,4-Dichlorobenzene	400	U
104-51-8	n-Butylbenzene	400	U
95-50-1	1,2-Dichlorobenzene	400	U
91-20-3	Naphthalene	400	U
110-75-8	2-Chloroethyl vinyl ether	400	U

EGL

1J - FORM I VOA-TIC

VOLATILE ORGANICS ANALYSIS DATA SHEET

TENTATIVELY IDENTIFIED COMPOUNDS

CLIENT SAMPLE NO.

690-SB-76-ODL

Lab Name: MITKEM LABORATORIES Contract:

Lab Code: MITKEM Case No.: J0582 Mod. Ref No.: SDG No.: SJ0582

Matrix: (SOIL/SED/WATER) WATER Lab Sample ID: J0582-05ADL

Sample wt/vol: 5.00 (g/mL) ML Lab File ID: V2L5435.D

Level: (TRACE or LOW/MED) LOW Date Received: 03/27/2010

% Moisture: not dec. Date Analyzed: 04/06/2010

GC Column: DB-624 ID: 0.25 (mm) Dilution Factor: 80.0

Soil Extract Volume: (uL) Soil Aliquot Volume: (uL)

CONCENTRATION UNITS: (ug/L or ug/Kg) µG/L Purge Volume: 5.0 (mL)

CAS NUMBER	COMPOUND NAME	RT	EST. CONC.	Q
E96679[1]	Total Alkanes	N/A		

[1]EPA-designated Registry Number.

EGC

1A - FORM I VOA-1

VOLATILE ORGANICS ANALYSIS DATA SHEET

CLIENT SAMPLE NO.

690-SB-A4(A)-O

Lab Name: MITKEM LABORATORIES Contract:

Lab Code: MITKEM Case No.: J0582 Mod. Ref No.: SDG No.: SJ0582

Matrix: (SOIL/SED/WATER) WATER Lab Sample ID: J0582-06A

Sample wt/vol: 5.00 (g/mL) ML Lab File ID: V2L5353.D

Level: (TRACE/LOW/MED) LOW Date Received: 03/27/2010

% Moisture: not dec. Date Analyzed: 04/03/2010

GC Column: DB-624 ID: 0.25 (mm) Dilution Factor: 1.0

Soil Extract Volume: (uL) Soil Aliquot Volume: (uL)

Purge Volume: 5.0 (mL)

CAS NO.	COMPOUND	CONCENTRATION UNITS: (ug/L or ug/Kg) µG/L	Q
74-87-3	Chloromethane	5.0	U
75-01-4	Vinyl chloride	5.0	U
74-83-9	Bromomethane	5.0	U J
75-00-3	Chloroethane	5.0	U
75-69-4	Trichlorofluoromethane	5.0	U
75-35-4	1,1-Dichloroethene	5.0	U
67-64-1	Acetone	5.3	J
75-15-0	Carbon disulfide	5.0	U
75-09-2	Methylene chloride	5.0	U
156-60-5	trans-1,2-Dichloroethene	5.0	U
1634-04-4	Methyl tert-butyl ether	5.0	U
75-34-3	1,1-Dichloroethane	5.0	U
108-05-4	Vinyl acetate	5.0	U
78-93-3	2-Butanone	5.0	U
156-59-2	cis-1,2-Dichloroethene	17	J
67-66-3	Chloroform	5.0	U
71-55-6	1,1,1-Trichloroethane	5.0	U
56-23-5	Carbon tetrachloride	5.0	U
107-06-2	1,2-Dichloroethane	5.0	U
71-43-2	Benzene	5.0	U
79-01-6	Trichloroethene	57	J
78-87-5	1,2-Dichloropropane	5.0	U
75-27-4	Bromodichloromethane	5.0	U
10061-01-5	cis-1,3-Dichloropropene	5.0	U
108-10-1	4-Methyl-2-pentanone	5.0	U
108-88-3	Toluene	1.4	J
10061-02-6	trans-1,3-Dichloropropene	5.0	U
79-00-5	1,1,2-Trichloroethane	5.0	U
127-18-4	Tetrachloroethene	5.0	U
591-78-6	2-Hexanone	5.0	U
124-48-1	Dibromochloromethane	5.0	U
108-90-7	Chlorobenzene	5.0	U
100-41-4	Ethylbenzene	5.0	U
1330-20-7	m,p-Xylene	3.1	J
95-47-6	o-Xylene	5.0	U

EGL

0035

1B - FORM I VOA-2

VOLATILE ORGANICS ANALYSIS DATA SHEET

CLIENT SAMPLE NO.

690-SB-A4(A)-O

Lab Name: MITKEM LABORATORIES Contract:

Lab Code: MITKEM Case No.: J0582 Mod. Ref No.: SDG No.: SJ0582

Matrix: (SOIL/SED/WATER) WATER Lab Sample ID: J0582-06A

Sample wt/vol: 5.00 (g/mL) ML Lab File ID: V2L5353.D

Level: (TRACE/LOW/MED) LOW Date Received: 03/27/2010

% Moisture: not dec. Date Analyzed: 04/03/2010

GC Column: DB-624 ID: 0.25 (mm) Dilution Factor: 1.0

Soil Extract Volume: (uL) Soil Aliquot Volume: (uL)

Purge Volume: 5.0 (mL)

CAS NO.	COMPOUND	CONCENTRATION UNITS: (ug/L or ug/Kg) µG/L	Q
1330-20-7	Xylene (Total)	3.1	J
100-42-5	Styrene	5.0	U
75-25-2	Bromoform	5.0	U
98-82-8	Isopropylbenzene	5.0	U
79-34-5	1,1,2,2-Tetrachloroethane	5.0	U
103-65-1	n-Propylbenzene	5.0	U
108-67-8	1,3,5-Trimethylbenzene	5.0	U
98-06-6	tert-Butylbenzene	5.0	U
95-63-6	1,2,4-Trimethylbenzene	5.0	U
135-98-8	sec-Butylbenzene	5.0	U
99-87-6	4-Isopropyltoluene	5.0	U
541-73-1	1,3-Dichlorobenzene	5.0	U
106-46-7	1,4-Dichlorobenzene	5.0	U
104-51-8	n-Butylbenzene	5.0	U
95-50-1	1,2-Dichlorobenzene	5.0	U
91-20-3	Naphthalene	1.1	J
110-75-8	2-Chloroethyl vinyl ether	5.0	U

EGL

1J - FORM I VOA-TIC

VOLATILE ORGANICS ANALYSIS DATA SHEET

TENTATIVELY IDENTIFIED COMPOUNDS

CLIENT SAMPLE NO.

690-SB-A4(A)-O

Lab Name: MITKEM LABORATORIES Contract:

Lab Code: MITKEM Case No.: J0582 Mod. Ref No.: SDG No.: SJ0582

Matrix: (SOIL/SED/WATER) WATER Lab Sample ID: J0582-06A

Sample wt/vol: 5.00 (g/mL) ML Lab File ID: V2L5353.D

Level: (TRACE or LOW/MED) LOW Date Received: 03/27/2010

% Moisture: not dec. Date Analyzed: 04/03/2010

GC Column: DB-624 ID: 0.25 (mm) Dilution Factor: 1.0

Soil Extract Volume: (uL) Soil Aliquot Volume: (uL)

CONCENTRATION UNITS: (ug/L or ug/Kg) µG/L Purge Volume: 5.0 (mL)

CAS NUMBER	COMPOUND NAME	RT	EST. CONC.	Q
E96679(1	Total Alkanes	N/A		

[1]EPA-designated Registry Number.

EGC

1A - FORM I VOA-1

VOLATILE ORGANICS ANALYSIS DATA SHEET

CLIENT SAMPLE NO.

690-SB-A-O

Lab Name: MITKEM LABORATORIES Contract:

Lab Code: MITKEM Case No.: J0582 Mod. Ref No.: SDG No.: SJ0582

Matrix: (SOIL/SED/WATER) WATER Lab Sample ID: J0582-07A

Sample wt/vol: 5.00 (g/mL) ML Lab File ID: V2L5354.D

Level: (TRACE/LOW/MED) LOW Date Received: 03/27/2010

% Moisture: not dec. Date Analyzed: 04/03/2010

GC Column: DB-624 ID: 0.25 (mm) Dilution Factor: 1.0

Soil Extract Volume: (uL) Soil Aliquot Volume: (uL)

Purge Volume: 5.0 (mL)

CAS NO.	COMPOUND	CONCENTRATION UNITS: (ug/L or ug/Kg) µG/L	Q
74-87-3	Chloromethane	5.0	U
75-01-4	Vinyl chloride	5.0	U
74-83-9	Bromomethane	5.0	UJ
75-00-3	Chloroethane	5.0	U
75-69-4	Trichlorofluoromethane	5.0	U
75-35-4	1,1-Dichloroethene	5.0	U
67-64-1	Acetone	5.0	U
75-15-0	Carbon disulfide	5.0	U
75-09-2	Methylene chloride	5.0	U
156-60-5	trans-1,2-Dichloroethene	5.0	U
1634-04-4	Methyl tert-butyl ether	5.0	U
75-34-3	1,1-Dichloroethane	5.0	U
108-05-4	Vinyl acetate	5.0	U
78-93-3	2-Butanone	5.0	U
156-59-2	cis-1,2-Dichloroethene	5.0	U
67-66-3	Chloroform	5.0	U
71-55-6	1,1,1-Trichloroethane	5.0	U
56-23-5	Carbon tetrachloride	5.0	U
107-06-2	1,2-Dichloroethane	5.0	U
71-43-2	Benzene	5.0	U
79-01-6	Trichloroethene	5.0	U
78-87-5	1,2-Dichloropropane	5.0	U
75-27-4	Bromodichloromethane	5.0	U
10061-01-5	cis-1,3-Dichloropropene	5.0	U
108-10-1	4-Methyl-2-pentanone	5.0	U
108-88-3	Toluene	5.0	U
10061-02-6	trans-1,3-Dichloropropene	5.0	U
79-00-5	1,1,2-Trichloroethane	5.0	U
127-18-4	Tetrachloroethene	5.0	U
591-78-6	2-Hexanone	5.0	U
124-48-1	Dibromochloromethane	5.0	U
108-90-7	Chlorobenzene	5.0	U
100-41-4	Ethylbenzene	5.0	U
1330-20-7	m,p-Xylene	1.7	J
95-47-6	o-Xylene	5.0	U

EGL

1B - FORM I VOA-2

VOLATILE ORGANICS ANALYSIS DATA SHEET

CLIENT SAMPLE NO.

690-SB-A-O

Lab Name: MITKEM LABORATORIES Contract:

Lab Code: MITKEM Case No.: J0582 Mod. Ref No.: SDG No.: SJ0582

Matrix: (SOIL/SED/WATER) WATER Lab Sample ID: J0582-07A

Sample wt/vol: 5.00 (g/mL) ML Lab File ID: V2L5354.D

Level: (TRACE/LOW/MED) LOW Date Received: 03/27/2010

% Moisture: not dec. Date Analyzed: 04/03/2010

GC Column: DB-624 ID: 0.25 (mm) Dilution Factor: 1.0

Soil Extract Volume: (uL) Soil Aliquot Volume: (uL)

Purge Volume: 5.0 (mL)

CAS NO.	COMPOUND	CONCENTRATION UNITS: (ug/L or ug/Kg) µG/L	Q
1330-20-7	Xylene (Total)	1.7	J
100-42-5	Styrene	5.0	U
75-25-2	Bromoform	5.0	U
98-82-8	Isopropylbenzene	2.5	J
79-34-5	1,1,2,2-Tetrachloroethane	5.0	U
103-65-1	n-Propylbenzene	2.0	J
108-67-8	1,3,5-Trimethylbenzene	5.0	U
98-06-6	tert-Butylbenzene	5.0	U
95-63-6	1,2,4-Trimethylbenzene	6.0	
135-98-8	sec-Butylbenzene	5.0	U
99-87-6	4-Isopropyltoluene	5.0	U
541-73-1	1,3-Dichlorobenzene	5.0	U
106-46-7	1,4-Dichlorobenzene	5.0	U
104-51-8	n-Butylbenzene	5.0	U
95-50-1	1,2-Dichlorobenzene	1.2	J
91-20-3	Naphthalene	5.0	U
110-75-8	2-Chloroethyl vinyl ether	5.0	U

EGL

1J - FORM I VOA-TIC

VOLATILE ORGANICS ANALYSIS DATA SHEET

TENTATIVELY IDENTIFIED COMPOUNDS

EPA SAMPLE NO.

690-SB-A-O

Lab Name: MITKEM LABORATORIES Contract:

Lab Code: MITKEM Case No.: J0582 Mod. Ref No.: SDG No.: SJ0582

Matrix: (SOIL/SED/WATER) WATER Lab Sample ID: J0582-07A

Sample wt/vol: 5.00 (g/mL) ML Lab File ID: V2L5354.D

Level: (TRACE or LOW/MED) LOW Date Received: 03/27/2010

% Moisture: not dec. Date Analyzed: 04/03/2010

GC Column: DB-624 ID: 0.25 (mm) Dilution Factor: 1.0

Soil Extract Volume: (uL) Soil Aliquot Volume: (uL)

CONCENTRATION UNITS: (ug/L or ug/Kg) µG/L Purge Volume: 5.0 (mL)

	CAS NUMBER	COMPOUND NAME	RT	EST. CONC.	Q
01		Unknown-01	2.501	6.9	J
02	611-15-4	Benzene, 1-ethenyl-2-methyl-	13.613	6.2	NJ
	E96679€[1]	Total Alkanes	N/A		

[1] EPA-designated Registry Number.

EGL

1A - FORM I VOA-1

VOLATILE ORGANICS ANALYSIS DATA SHEET

CLIENT SAMPLE NO.

690-TB-1-O

Lab Name: MITKEM LABORATORIES Contract:

Lab Code: MITKEM Case No.: J0582 Mod. Ref No.: SDG No.: SJ0582

Matrix: (SOIL/SED/WATER) WATER Lab Sample ID: J0582-08A

Sample wt/vol: 5.00 (g/mL) ML Lab File ID: V2L5346.D

Level: (TRACE/LOW/MED) LOW Date Received: 03/27/2010

% Moisture: not dec. Date Analyzed: 04/03/2010

GC Column: DB-624 ID: 0.25 (mm) Dilution Factor: 1.0

Soil Extract Volume: (uL) Soil Aliquot Volume: (uL)

Purge Volume: 5.0 (mL)

CAS NO.	COMPOUND	CONCENTRATION UNITS: (ug/L or ug/Kg) µG/L	Q
74-87-3	Chloromethane	5.0	U
75-01-4	Vinyl chloride	5.0	U
74-83-9	Bromomethane	5.0	UJ
75-00-3	Chloroethane	5.0	U
75-69-4	Trichlorofluoromethane	5.0	U
75-35-4	1,1-Dichloroethene	5.0	U
67-64-1	Acetone	5.0	U
75-15-0	Carbon disulfide	5.0	U
75-09-2	Methylene chloride	5.0	U
156-60-5	trans-1,2-Dichloroethene	5.0	U
1634-04-4	Methyl tert-butyl ether	5.0	U
75-34-3	1,1-Dichloroethane	5.0	U
108-05-4	Vinyl acetate	5.0	U
78-93-3	2-Butanone	5.0	U
156-59-2	cis-1,2-Dichloroethene	5.0	U
67-66-3	Chloroform	5.0	U
71-55-6	1,1,1-Trichloroethane	5.0	U
56-23-5	Carbon tetrachloride	5.0	U
107-06-2	1,2-Dichloroethane	5.0	U
71-43-2	Benzene	5.0	U
79-01-6	Trichloroethene	5.0	U
78-87-5	1,2-Dichloropropane	5.0	U
75-27-4	Bromodichloromethane	5.0	U
10061-01-5	cis-1,3-Dichloropropene	5.0	U
108-10-1	4-Methyl-2-pentanone	5.0	U
108-88-3	Toluene	5.0	U
10061-02-6	trans-1,3-Dichloropropene	5.0	U
79-00-5	1,1,2-Trichloroethane	5.0	U
127-18-4	Tetrachloroethene	5.0	U
591-78-6	2-Hexanone	5.0	U
124-48-1	Dibromochloromethane	5.0	U
108-90-7	Chlorobenzene	5.0	U
100-41-4	Ethylbenzene	5.0	U
1330-20-7	m,p-Xylene	5.0	U
95-47-6	o-Xylene	5.0	U

ECL

0041

1B - FORM I VOA-2

VOLATILE ORGANICS ANALYSIS DATA SHEET

CLIENT SAMPLE NO.

690-TB-1-O

Lab Name: MITKEM LABORATORIES Contract:

Lab Code: MITKEM Case No.: J0582 Mod. Ref No.: SDG No.: SJ0582

Matrix: (SOIL/SED/WATER) WATER Lab Sample ID: J0582-08A

Sample wt/vol: 5.00 (g/mL) ML Lab File ID: V2L5346.D

Level: (TRACE/LOW/MED) LOW Date Received: 03/27/2010

% Moisture: not dec. Date Analyzed: 04/03/2010

GC Column: DB-624 ID: 0.25 (mm) Dilution Factor: 1.0

Soil Extract Volume: (uL) Soil Aliquot Volume: (uL)

Purge Volume: 5.0 (mL)

CAS NO.	COMPOUND	CONCENTRATION UNITS: (ug/L or ug/Kg) µG/L	Q
1330-20-7	Xylene (Total)	5.0	U
100-42-5	Styrene	5.0	U
75-25-2	Bromoform	5.0	U
98-82-8	Isopropylbenzene	5.0	U
79-34-5	1,1,2,2-Tetrachloroethane	5.0	U
103-65-1	n-Propylbenzene	5.0	U
108-67-8	1,3,5-Trimethylbenzene	5.0	U
98-06-6	tert-Butylbenzene	5.0	U
95-63-6	1,2,4-Trimethylbenzene	5.0	U
135-98-8	sec-Butylbenzene	5.0	U
99-87-6	4-Isopropyltoluene	5.0	U
541-73-1	1,3-Dichlorobenzene	5.0	U
106-46-7	1,4-Dichlorobenzene	5.0	U
104-51-8	n-Butylbenzene	5.0	U
95-50-1	1,2-Dichlorobenzene	5.0	U
91-20-3	Naphthalene	5.0	U
110-75-8	2-Chloroethyl vinyl ether	5.0	U

EGL

1J - FORM I VOA-TIC

VOLATILE ORGANICS ANALYSIS DATA SHEET

TENTATIVELY IDENTIFIED COMPOUNDS

CLIENT SAMPLE NO.

690-TB-1-O

Lab Name: MITKEM LABORATORIES Contract:

Lab Code: MITKEM Case No.: J0582 Mod. Ref No.: SDG No.: SJ0582

Matrix: (SOIL/SED/WATER) WATER Lab Sample ID: J0582-08A

Sample wt/vol: 5.00 (g/mL) ML Lab File ID: V2L5346.D

Level: (TRACE or LOW/MED) LOW Date Received: 03/27/2010

% Moisture: not dec. Date Analyzed: 04/03/2010

GC Column: DB-624 ID: 0.25 (mm) Dilution Factor: 1.0

Soil Extract Volume: (uL) Soil Aliquot Volume: (uL)

CONCENTRATION UNITS: (ug/L or ug/Kg) µG/L Purge Volume: 5.0 (mL)

CAS NUMBER	COMPOUND NAME	RT	EST. CONC.	Q
E96679[1]	Total Alkanes	N/A		

[1]EPA-designated Registry Number.

EGL

1A - FORM I VOA-1

VOLATILE ORGANICS ANALYSIS DATA SHEET

CLIENT SAMPLE NO.

690-TB-2-O

Lab Name: MITKEM LABORATORIES Contract:

Lab Code: MITKEM Case No.: J0582 Mod. Ref No.: SDG No.: SJ0582

Matrix: (SOIL/SED/WATER) WATER Lab Sample ID: J0582-09A

Sample wt/vol: 5.00 (g/mL) ML Lab File ID: V2L5347.D

Level: (TRACE/LOW/MED) LOW Date Received: 03/27/2010

% Moisture: not dec. Date Analyzed: 04/03/2010

GC Column: DB-624 ID: 0.25 (mm) Dilution Factor: 1.0

Soil Extract Volume: (uL) Soil Aliquot Volume: (uL)

Purge Volume: 5.0 (mL)

CAS NO.	COMPOUND	CONCENTRATION UNITS: (ug/L or ug/Kg) µG/L	Q
74-87-3	Chloromethane	9.0	
75-01-4	Vinyl chloride	5.0	U
74-83-9	Bromomethane	5.0	U J
75-00-3	Chloroethane	5.0	U
75-69-4	Trichlorofluoromethane	5.0	U
75-35-4	1,1-Dichloroethene	5.0	U
67-64-1	Acetone	5.0	U
75-15-0	Carbon disulfide	5.0	U
75-09-2	Methylene chloride	5.0	U
156-60-5	trans-1,2-Dichloroethene	5.0	U
1634-04-4	Methyl tert-butyl ether	5.0	U
75-34-3	1,1-Dichloroethane	5.0	U
108-05-4	Vinyl acetate	5.0	U
78-93-3	2-Butanone	5.0	U
156-59-2	cis-1,2-Dichloroethene	5.0	U
67-66-3	Chloroform	5.0	U
71-55-6	1,1,1-Trichloroethane	5.0	U
56-23-5	Carbon tetrachloride	5.0	U
107-06-2	1,2-Dichloroethane	5.0	U
71-43-2	Benzene	5.0	U
79-01-6	Trichloroethene	5.0	U
78-87-5	1,2-Dichloropropane	5.0	U
75-27-4	Bromodichloromethane	5.0	U
10061-01-5	cis-1,3-Dichloropropene	5.0	U
108-10-1	4-Methyl-2-pentanone	5.0	U
108-88-3	Toluene	5.0	U
10061-02-6	trans-1,3-Dichloropropene	5.0	U
79-00-5	1,1,2-Trichloroethane	5.0	U
127-18-4	Tetrachloroethene	5.0	U
591-78-6	2-Hexanone	5.0	U
124-48-1	Dibromochloromethane	5.0	U
108-90-7	Chlorobenzene	5.0	U
100-41-4	Ethylbenzene	5.0	U
1330-20-7	m,p-Xylene	5.0	U
95-47-6	o-Xylene	5.0	U

EGL

1B - FORM I VOA-2

VOLATILE ORGANICS ANALYSIS DATA SHEET

CLIENT SAMPLE NO.

690-TB-2-O

Lab Name: MITKEM LABORATORIES Contract:

Lab Code: MITKEM Case No.: J0582 Mod. Ref No.: SDG No.: SJ0582

Matrix: (SOIL/SED/WATER) WATER Lab Sample ID: J0582-09A

Sample wt/vol: 5.00 (g/mL) ML Lab File ID: V2L5347.D

Level: (TRACE/LOW/MED) LOW Date Received: 03/27/2010

% Moisture: not dec. Date Analyzed: 04/03/2010

GC Column: DB-624 ID: 0.25 (mm) Dilution Factor: 1.0

Soil Extract Volume: (uL) Soil Aliquot Volume: (uL)

Purge Volume: 5.0 (mL)

CAS NO.	COMPOUND	CONCENTRATION UNITS: (ug/L or ug/Kg) µG/L	Q
1330-20-7	Xylene (Total)	5.0	U
100-42-5	Styrene	5.0	U
75-25-2	Bromoform	5.0	U
98-82-8	Isopropylbenzene	5.0	U
79-34-5	1,1,2,2-Tetrachloroethane	5.0	U
103-65-1	n-Propylbenzene	5.0	U
108-67-8	1,3,5-Trimethylbenzene	5.0	U
98-06-6	tert-Butylbenzene	5.0	U
95-63-6	1,2,4-Trimethylbenzene	5.0	U
135-98-8	sec-Butylbenzene	5.0	U
99-87-6	4-Isopropyltoluene	5.0	U
541-73-1	1,3-Dichlorobenzene	5.0	U
106-46-7	1,4-Dichlorobenzene	5.0	U
104-51-8	n-Butylbenzene	5.0	U
95-50-1	1,2-Dichlorobenzene	5.0	U
91-20-3	Naphthalene	5.0	U
110-75-8	2-Chloroethyl vinyl ether	5.0	U

EGC

1J - FORM I VOA-TIC

VOLATILE ORGANICS ANALYSIS DATA SHEET

TENTATIVELY IDENTIFIED COMPOUNDS

CLIENT SAMPLE NO.

690-TB-2-O

Lab Name: MITKEM LABORATORIES Contract:

Lab Code: MITKEM Case No.: J0582 Mod. Ref No.: SDG No.: SJ0582

Matrix: (SOIL/SED/WATER) WATER Lab Sample ID: J0582-09A

Sample wt/vol: 5.00 (g/mL) ML Lab File ID: V2L5347.D

Level: (TRACE or LOW/MED) LOW Date Received: 03/27/2010

% Moisture: not dec. Date Analyzed: 04/03/2010

GC Column: DB-624 ID: 0.25 (mm) Dilution Factor: 1.0

Soil Extract Volume: (uL) Soil Aliquot Volume: (uL)

CONCENTRATION UNITS: (ug/L or ug/Kg) µG/L Purge Volume: 5.0 (mL)

CAS NUMBER	COMPOUND NAME	RT	EST. CONC.	Q
E96679[1]	Total Alkanes	N/A		

[1]EPA-designated Registry Number.

EGL

1B - FORM I VOA-2

VOLATILE ORGANICS ANALYSIS DATA SHEET

EPA SAMPLE NO.

690-SB-A1(8.0'-9.0')-O

Lab Name: MITKEM LABORATORIES Contract:

Lab Code: MITKEM Case No.: J0582 Mod. Ref No.: SDG No.: SJ0582

Matrix: (SOIL/SED/WATER) SOIL Lab Sample ID: J0582-10A

Sample wt/vol: 4.90 (g/mL) G Lab File ID: V6H3211.D

Level: (TRACE/LOW/MED) LOW Date Received: 03/27/2010

% Moisture: not dec. 8.0 Date Analyzed: 03/31/2010

GC Column: DB-624 ID: 0.25 (mm) Dilution Factor: 1.0

Soil Extract Volume: (uL) Soil Aliquot Volume: (uL)

Purge Volume: 10.0 (mL)

CAS NO.	COMPOUND	CONCENTRATION UNITS: (ug/L or ug/Kg) µG/KG	Q
74-87-3	Chloromethane	5.5	U J
75-01-4	Vinyl chloride	5.5	U
74-83-9	Bromomethane	5.5	U
75-00-3	Chloroethane	5.5	U
75-69-4	Trichlorofluoromethane	5.5	U
75-35-4	1,1-Dichloroethene	5.5	U
67-64-1	Acetone	8.5	J
75-15-0	Carbon disulfide	5.5	U J
75-09-2	Methylene chloride	5.5	U
156-60-5	trans-1,2-Dichloroethene	5.5	U
1634-04-4	Methyl tert-butyl ether	5.5	U
75-34-3	1,1-Dichloroethane	5.5	U
108-05-4	Vinyl acetate	5.5	U
78-93-3	2-Butanone	5.5	U
156-59-2	cis-1,2-Dichloroethene	5.5	U
67-66-3	Chloroform	5.5	U
71-55-6	1,1,1-Trichloroethane	5.5	U
56-23-5	Carbon tetrachloride	5.5	U
107-06-2	1,2-Dichloroethane	5.5	U
71-43-2	Benzene	5.5	U
79-01-6	Trichloroethene	5.5	U
78-87-5	1,2-Dichloropropane	5.5	U
75-27-4	Bromodichloromethane	5.5	U
10061-01-5	cis-1,3-Dichloropropene	5.5	U
108-10-1	4-Methyl-2-pentanone	5.5	U
108-88-3	Toluene	5.5	U
10061-02-6	trans-1,3-Dichloropropene	5.5	U
79-00-5	1,1,2-Trichloroethane	5.5	U
127-18-4	Tetrachloroethene	5.5	U
591-78-6	2-Hexanone	5.5	U
124-48-1	Dibromochloromethane	5.5	U
108-90-7	Chlorobenzene	5.5	U
100-41-4	Ethylbenzene	5.5	U
1330-20-7	m,p-Xylene	5.5	U
95-47-6	o-Xylene	5.5	U

EGL

9847

1B - FORM I VOA-2

VOLATILE ORGANICS ANALYSIS DATA SHEET

CLIENT SAMPLE NO.

690-SB-A1(8.0'-9.0')-O

Lab Name: MITKEM LABORATORIES Contract:

Lab Code: MITKEM Case No.: J0582 Mod. Ref No.: SDG No.: SJ0582

Matrix: (SOIL/SED/WATER) SOIL Lab Sample ID: J0582-10A

Sample wt/vol: 4.90 (g/mL) G Lab File ID: V6H3211.D

Level: (TRACE/LOW/MED) LOW Date Received: 03/27/2010

% Moisture: not dec. 8.0 Date Analyzed: 03/31/2010

GC Column: DB-624 ID: 0.25 (mm) Dilution Factor: 1.0

Soil Extract Volume: (uL) Soil Aliquot Volume: (uL)

Purge Volume: 10.0 (mL)

CAS NO.	COMPOUND	CONCENTRATION UNITS: (ug/L or ug/Kg) µG/KG	Q
1330-20-7	Xylene (Total)	5.5	U J
100-42-5	Styrene	5.5	U
75-25-2	Bromoform	5.5	U
98-82-8	Isopropylbenzene	5.5	U
79-34-5	1,1,2,2-Tetrachloroethane	5.5	U
103-65-1	n-Propylbenzene	5.5	U
108-67-8	1,3,5-Trimethylbenzene	5.5	U
98-06-6	tert-Butylbenzene	5.5	U
95-63-6	1,2,4-Trimethylbenzene	5.5	U
135-98-8	sec-Butylbenzene	5.5	U
99-87-6	4-Isopropyltoluene	5.5	U
541-73-1	1,3-Dichlorobenzene	5.5	U
106-46-7	1,4-Dichlorobenzene	5.5	U
104-51-8	n-Butylbenzene	5.5	U
95-50-1	1,2-Dichlorobenzene	5.5	U
91-20-3	Naphthalene	3.8	~~BJ~~ U
110-75-8	2-Chloroethyl vinyl ether	5.5	~~J~~ R

EGC

1J - FORM I VOA-TIC

VOLATILE ORGANICS ANALYSIS DATA SHEET

TENTATIVELY IDENTIFIED COMPOUNDS

EPA SAMPLE NO.

690-SB-A1(8.0'-9.0')-O

Lab Name: MITKEM LABORATORIES Contract:

Lab Code: MITKEM Case No.: J0582 Mod. Ref No.: SDG No.: SJ0582

Matrix: (SOIL/SED/WATER) SOIL Lab Sample ID: J0582-10A

Sample wt/vol: 4.90 (g/mL) G Lab File ID: V6H3211.D

Level: (TRACE or LOW/MED) LOW Date Received: 03/27/2010

% Moisture: not dec. 8.0 Date Analyzed: 03/31/2010

GC Column: DB-624 ID: 0.25 (mm) Dilution Factor: 1.0

Soil Extract Volume: (uL) Soil Aliquot Volume: (uL)

CONCENTRATION UNITS: (ug/L or ug/Kg) µG/KG Purge Volume: 10.0 (mL)

	CAS NUMBER	COMPOUND NAME	RT	EST. CONC.	Q
01		Unknown-01	7.133	15	J
02	589-81-1	Heptane, 3-methyl-	7.267	22	NJ
03	6876-23-9	Cyclohexane, 1,2-dimethyl-,	7.930	56	NJ
04		Unknown-02	8.265	14	J
05	1072-05-5	Heptane, 2,6-dimethyl-	8.386	26	NJ
06		Unknown-03	8.593	26	J
07	1678-91-7	Cyclohexane, ethyl-	8.660	34	NJ
08		Unknown-04	8.733	71	J
09		Unknown-05	9.031	29	J
10		Unknown-06	9.092	19	J
11		Unknown-07	9.725	21	J
	E96679[1]	Total Alkanes	N/A		

[1]EPA-designated Registry Number.

EGL

1A - FORM I VOA-1

VOLATILE ORGANICS ANALYSIS DATA SHEET

CLIENT SAMPLE NO.

690-SB-A2(4.0'-8.0')-O

Lab Name: MITKEM LABORATORIES Contract:

Lab Code: MITKEM Case No.: J0582 Mod. Ref No.: SDG No.: SJ0582

Matrix: (SOIL/SED/WATER) SOIL Lab Sample ID: J0582-11A

Sample wt/vol: 4.70 (g/mL) G Lab File ID: V6H3212.D

Level: (TRACE/LOW/MED) LOW Date Received: 03/27/2010

% Moisture: not dec. 11 Date Analyzed: 03/31/2010

GC Column: DB-624 ID: 0.25 (mm) Dilution Factor: 1.0

Soil Extract Volume: (uL) Soil Aliquot Volume: (uL)

Purge Volume: 10.0 (mL)

CAS NO.	COMPOUND	CONCENTRATION UNITS: (ug/L or ug/Kg) µG/KG	Q
74-87-3	Chloromethane	6.0	UJ
75-01-4	Vinyl chloride	6.0	U
74-83-9	Bromomethane	6.0	U
75-00-3	Chloroethane	6.0	U
75-69-4	Trichlorofluoromethane	6.0	U
75-35-4	1,1-Dichloroethene	6.0	U
67-64-1	Acetone	6.0	U
75-15-0	Carbon disulfide	6.0	U
75-09-2	Methylene chloride	6.0	U
156-60-5	trans-1,2-Dichloroethene	6.0	U
1634-04-4	Methyl tert-butyl ether	6.0	U
75-34-3	1,1-Dichloroethane	6.0	U
108-05-4	Vinyl acetate	6.0	U
78-93-3	2-Butanone	6.0	U
156-59-2	cis-1,2-Dichloroethene	6.0	U
67-66-3	Chloroform	6.0	U
71-55-6	1,1,1-Trichloroethane	6.0	U
56-23-5	Carbon tetrachloride	6.0	U
107-06-2	1,2-Dichloroethane	6.0	U
71-43-2	Benzene	6.0	U
79-01-6	Trichloroethene	6.0	U
78-87-5	1,2-Dichloropropane	6.0	U
75-27-4	Bromodichloromethane	6.0	U
10061-01-5	cis-1,3-Dichloropropene	6.0	U
108-10-1	4-Methyl-2-pentanone	6.0	U
108-88-3	Toluene	6.0	U
10061-02-6	trans-1,3-Dichloropropene	6.0	U
79-00-5	1,1,2-Trichloroethane	6.0	U
127-18-4	Tetrachloroethene	6.0	U
591-78-6	2-Hexanone	6.0	U
124-48-1	Dibromochloromethane	6.0	U
108-90-7	Chlorobenzene	6.0	U
100-41-4	Ethylbenzene	6.0	U
1330-20-7	m,p-Xylene	6.0	U
95-47-6	o-Xylene	6.0	U

EGL

0050

1B - FORM I VOA-2

VOLATILE ORGANICS ANALYSIS DATA SHEET

CLIENT SAMPLE NO.

690-SB-A2(4.0'-8.0')-O

Lab Name: MITKEM LABORATORIES Contract:

Lab Code: MITKEM Case No.: J0582 Mod. Ref No.: SDG No.: SJ0582

Matrix: (SOIL/SED/WATER) SOIL Lab Sample ID: J0582-11A

Sample wt/vol: 4.70 (g/mL) G Lab File ID: V6H3212.D

Level: (TRACE/LOW/MED) LOW Date Received: 03/27/2010

% Moisture: not dec. 11 Date Analyzed: 03/31/2010

GC Column: DB-624 ID: 0.25 (mm) Dilution Factor: 1.0

Soil Extract Volume: (uL) Soil Aliquot Volume: (uL)

Purge Volume: 10.0 (mL)

CAS NO.	COMPOUND	CONCENTRATION UNITS: (ug/L or ug/Kg) µG/KG	Q
1330-20-7	Xylene (Total)	6.0	U J
100-42-5	Styrene	6.0	U
75-25-2	Bromoform	6.0	U
98-82-8	Isopropylbenzene	6.0	U
79-34-5	1,1,2,2-Tetrachloroethane	6.0	U
103-65-1	n-Propylbenzene	6.0	U
108-67-8	1,3,5-Trimethylbenzene	6.0	U
98-06-6	tert-Butylbenzene	6.0	U
95-63-6	1,2,4-Trimethylbenzene	6.0	U
135-98-8	sec-Butylbenzene	6.0	U
99-87-6	4-Isopropyltoluene	6.0	U
541-73-1	1,3-Dichlorobenzene	6.0	U
106-46-7	1,4-Dichlorobenzene	6.0	U
104-51-8	n-Butylbenzene	6.0	U
95-50-1	1,2-Dichlorobenzene	6.0	U
91-20-3	Naphthalene	1.7	~~BJ~~ U
110-75-8	2-Chloroethyl vinyl ether	6.0	~~U~~ R

EGL

1J - FORM I VOA-TIC

VOLATILE ORGANICS ANALYSIS DATA SHEET

TENTATIVELY IDENTIFIED COMPOUNDS

CLIENT SAMPLE NO.

690-SB-A2(4.0'-8.0')-O

Lab Name: MITKEM LABORATORIES Contract:

Lab Code: MITKEM Case No.: J0582 Mod. Ref No.: SDG No.: SJ0582

Matrix: (SOIL/SED/WATER) SOIL Lab Sample ID: J0582-11A

Sample wt/vol: 4.70 (g/mL) G Lab File ID: V6H3212.D

Level: (TRACE or LOW/MED) LOW Date Received: 03/27/2010

% Moisture: not dec. 11 Date Analyzed: 03/31/2010

GC Column: DB-624 ID: 0.25 (mm) Dilution Factor: 1.0

Soil Extract Volume: (uL) Soil Aliquot Volume: (uL)

CONCENTRATION UNITS: (ug/L or ug/Kg) µG/KG Purge Volume: 10.0 (mL)

CAS NUMBER	COMPOUND NAME	RT	EST. CONC.	Q
E966796[1]	Total Alkanes	N/A		

[1]EPA-designated Registry Number.

EGC

1A - FORM I VOA-1

VOLATILE ORGANICS ANALYSIS DATA SHEET

CLIENT SAMPLE NO.

690-SB-A4(A)(4.0'-7.0')-O

Lab Name: MITKEM LABORATORIES Contract:

Lab Code: MITKEM Case No.: J0582 Mod. Ref No.: SDG No.: SJ0582

Matrix: (SOIL/SED/WATER) SOIL Lab Sample ID: J0582-12A

Sample wt/vol: 5.10 (g/mL) G Lab File ID: V6H3213.D

Level: (TRACE/LOW/MED) LOW Date Received: 03/27/2010

% Moisture: not dec. 14 Date Analyzed: 03/31/2010

GC Column: DB-624 ID: 0.25 (mm) Dilution Factor: 1.0

Soil Extract Volume: (uL) Soil Aliquot Volume: (uL)

Purge Volume: 10.0 (mL)

CAS NO.	COMPOUND	CONCENTRATION UNITS: (ug/L or ug/Kg) µG/KG	Q
74-87-3	Chloromethane	5.7	U J
75-01-4	Vinyl chloride	5.7	U
74-83-9	Bromomethane	5.7	U
75-00-3	Chloroethane	5.7	U
75-69-4	Trichlorofluoromethane	5.7	U
75-35-4	1,1-Dichloroethene	5.7	U
67-64-1	Acetone	5.7	U
75-15-0	Carbon disulfide	5.7	U
75-09-2	Methylene chloride	5.7	U
156-60-5	trans-1,2-Dichloroethene	5.7	U
1634-04-4	Methyl tert-butyl ether	5.7	U
75-34-3	1,1-Dichloroethane	5.7	U
108-05-4	Vinyl acetate	5.7	U
78-93-3	2-Butanone	5.7	U
156-59-2	cis-1,2-Dichloroethene	5.7	U
67-66-3	Chloroform	5.7	U
71-55-6	1,1,1-Trichloroethane	5.7	U
56-23-5	Carbon tetrachloride	5.7	U
107-06-2	1,2-Dichloroethane	5.7	U
71-43-2	Benzene	5.7	U
79-01-6	Trichloroethene	6.0	J
78-87-5	1,2-Dichloropropane	5.7	U J
75-27-4	Bromodichloromethane	5.7	U
10061-01-5	cis-1,3-Dichloropropene	5.7	U
108-10-1	4-Methyl-2-pentanone	5.7	U
108-88-3	Toluene	5.7	U
10061-02-6	trans-1,3-Dichloropropene	5.7	U
79-00-5	1,1,2-Trichloroethane	5.7	U
127-18-4	Tetrachloroethene	5.7	U
591-78-6	2-Hexanone	5.7	U
124-48-1	Dibromochloromethane	5.7	U
108-90-7	Chlorobenzene	5.7	U
100-41-4	Ethylbenzene	5.7	U
1330-20-7	m,p-Xylene	5.7	U
95-47-6	o-Xylene	5.7	U

EGL

0053

1B - FORM I VOA-2

VOLATILE ORGANICS ANALYSIS DATA SHEET

CLIENT SAMPLE NO.

690-SB-A4(A)(4.0'-7.0')-O

Lab Name: MITKEM LABORATORIES Contract:

Lab Code: MITKEM Case No.: J0582 Mod. Ref No.: SDG No.: SJ0582

Matrix: (SOIL/SED/WATER) SOIL Lab Sample ID: J0582-12A

Sample wt/vol: 5.10 (g/mL) G Lab File ID: V6H3213.D

Level: (TRACE/LOW/MED) LOW Date Received: 03/27/2010

% Moisture: not dec. 14 Date Analyzed: 03/31/2010

GC Column: DB-624 ID: 0.25 (mm) Dilution Factor: 1.0

Soil Extract Volume: (uL) Soil Aliquot Volume: (uL)

Purge Volume: 10.0 (mL)

CAS NO.	COMPOUND	CONCENTRATION UNITS: (ug/L or ug/Kg) µG/KG	Q
1330-20-7	Xylene (Total)	5.7	UJ
100-42-5	Styrene	5.7	U
75-25-2	Bromoform	5.7	U
98-82-8	Isopropylbenzene	5.7	U
79-34-5	1,1,2,2-Tetrachloroethane	5.7	U
103-65-1	n-Propylbenzene	5.7	U
108-67-8	1,3,5-Trimethylbenzene	5.7	U
98-06-6	tert-Butylbenzene	5.7	U
95-63-6	1,2,4-Trimethylbenzene	5.7	U
135-98-8	sec-Butylbenzene	5.7	U
99-87-6	4-Isopropyltoluene	5.7	U
541-73-1	1,3-Dichlorobenzene	5.7	U
106-46-7	1,4-Dichlorobenzene	5.7	U
104-51-8	n-Butylbenzene	5.7	U
95-50-1	1,2-Dichlorobenzene	5.7	U
91-20-3	Naphthalene	5.7	UJ
110-75-8	2-Chloroethyl vinyl ether	5.7	UR

EGL

1J - FORM I VOA-TIC

VOLATILE ORGANICS ANALYSIS DATA SHEET

TENTATIVELY IDENTIFIED COMPOUNDS

CLIENT SAMPLE NO.

690-SB-A4(A)(4.0'-7.0')-O

Lab Name: MITKEM LABORATORIES Contract:

Lab Code: MITKEM Case No.: J0582 Mod. Ref No.: SDG No.: SJ0582

Matrix: (SOIL/SED/WATER) SOIL Lab Sample ID: J0582-12A

Sample wt/vol: 5.10 (g/mL) G Lab File ID: V6H3213.D

Level: (TRACE or LOW/MED) LOW Date Received: 03/27/2010

% Moisture: not dec. 14 Date Analyzed: 03/31/2010

GC Column: DB-624 ID: 0.25 (mm) Dilution Factor: 1.0

Soil Extract Volume: (uL) Soil Aliquot Volume: (uL)

CONCENTRATION UNITS: (ug/L or ug/Kg) µG/KG Purge Volume: 10.0 (mL)

CAS NUMBER	COMPOUND NAME	RT	EST. CONC.	Q
E96679€[1]	Total Alkanes	N/A		

[1]EPA-designated Registry Number.

EGL

1A - FORM I VOA-1

VOLATILE ORGANICS ANALYSIS DATA SHEET

CLIENT SAMPLE NO.

690-SB-A5(0'-3.5')-O

Lab Name: MITKEM LABORATORIES Contract:

Lab Code: MITKEM Case No.: J0582 Mod. Ref No.: SDG No.: SJ0582

Matrix: (SOIL/SED/WATER) SOIL Lab Sample ID: J0582-13A

Sample wt/vol: 4.90 (g/mL) G Lab File ID: V6H3254.D

Level: (TRACE/LOW/MED) LOW Date Received: 03/27/2010

% Moisture: not dec. 12 Date Analyzed: 04/01/2010

GC Column: DB-624 ID: 0.25 (mm) Dilution Factor: 1.0

Soil Extract Volume: (uL) Soil Aliquot Volume: (uL)

Purge Volume: 10.0 (mL)

CAS NO.	COMPOUND	CONCENTRATION UNITS: (ug/L or ug/Kg) µG/KG	Q
74-87-3	Chloromethane	5.8	U J
75-01-4	Vinyl chloride	5.8	U
74-83-9	Bromomethane	5.8	U
75-00-3	Chloroethane	5.8	U
75-69-4	Trichlorofluoromethane	5.8	U
75-35-4	1,1-Dichloroethene	5.8	U
67-64-1	Acetone	5.8	U
75-15-0	Carbon disulfide	5.8	U
75-09-2	Methylene chloride	5.8	U
156-60-5	trans-1,2-Dichloroethene	5.8	U
1634-04-4	Methyl tert-butyl ether	5.8	U
75-34-3	1,1-Dichloroethane	5.8	U
108-05-4	Vinyl acetate	5.8	U
78-93-3	2-Butanone	5.8	U
156-59-2	cis-1,2-Dichloroethene	5.8	U
67-66-3	Chloroform	5.8	U
71-55-6	1,1,1-Trichloroethane	5.8	U
56-23-5	Carbon tetrachloride	5.8	U
107-06-2	1,2-Dichloroethane	5.8	U
71-43-2	Benzene	5.8	U
79-01-6	Trichloroethene	1.9	J
78-87-5	1,2-Dichloropropane	5.8	U J
75-27-4	Bromodichloromethane	5.8	U
10061-01-5	cis-1,3-Dichloropropene	5.8	U
108-10-1	4-Methyl-2-pentanone	5.8	U
108-88-3	Toluene	5.8	U
10061-02-6	trans-1,3-Dichloropropene	5.8	U
79-00-5	1,1,2-Trichloroethane	5.8	U
127-18-4	Tetrachloroethene	5.8	U
591-78-6	2-Hexanone	5.8	U
124-48-1	Dibromochloromethane	5.8	U
108-90-7	Chlorobenzene	5.8	U
100-41-4	Ethylbenzene	5.8	U
1330-20-7	m,p-Xylene	5.8	U
95-47-6	o-Xylene	5.8	U

1B - FORM I VOA-2

VOLATILE ORGANICS ANALYSIS DATA SHEET

CLIENT SAMPLE NO.

690-SB-A5(0'-3.5')-O

Lab Name: MITKEM LABORATORIES Contract:

Lab Code: MITKEM Case No.: J0582 Mod. Ref No.: SDG No.: SJ0582

Matrix: (SOIL/SED/WATER) SOIL Lab Sample ID: J0582-13A

Sample wt/vol: 4.90 (g/mL) G Lab File ID: V6H3254.D

Level: (TRACE/LOW/MED) LOW Date Received: 03/27/2010

% Moisture: not dec. 12 Date Analyzed: 04/01/2010

GC Column: DB-624 ID: 0.25 (mm) Dilution Factor: 1.0

Soil Extract Volume: (uL) Soil Aliquot Volume: (uL)

Purge Volume: 10.0 (mL)

CAS NO.	COMPOUND	CONCENTRATION UNITS: (ug/L or ug/Kg) µG/KG	Q
1330-20-7	Xylene (Total)	5.8	U J
100-42-5	Styrene	5.8	U
75-25-2	Bromoform	5.8	U
98-82-8	Isopropylbenzene	5.8	U
79-34-5	1,1,2,2-Tetrachloroethane	5.8	U
103-65-1	n-Propylbenzene	5.8	U
108-67-8	1,3,5-Trimethylbenzene	5.8	U
98-06-6	tert-Butylbenzene	5.8	U
95-63-6	1,2,4-Trimethylbenzene	5.8	U
135-98-8	sec-Butylbenzene	5.8	U
99-87-6	4-Isopropyltoluene	5.8	U
541-73-1	1,3-Dichlorobenzene	5.8	U
106-46-7	1,4-Dichlorobenzene	5.8	U
104-51-8	n-Butylbenzene	5.8	U
95-50-1	1,2-Dichlorobenzene	5.8	U
91-20-3	Naphthalene	5.8	U J
110-75-8	2-Chloroethyl vinyl ether	5.8	~~U~~ R

EGL

1J - FORM I VOA-TIC

VOLATILE ORGANICS ANALYSIS DATA SHEET

TENTATIVELY IDENTIFIED COMPOUNDS

CLIENT SAMPLE NO.

690-SB-A5(0'-3.5')-O

Lab Name: MITKEM LABORATORIES Contract:

Lab Code: MITKEM Case No.: J0582 Mod. Ref No.: SDG No.: SJ0582

Matrix: (SOIL/SED/WATER) SOIL Lab Sample ID: J0582-13A

Sample wt/vol: 4.90 (g/mL) G Lab File ID: V6H3254.D

Level: (TRACE or LOW/MED) LOW Date Received: 03/27/2010

% Moisture: not dec. 12 Date Analyzed: 04/01/2010

GC Column: DB-624 ID: 0.25 (mm) Dilution Factor: 1.0

Soil Extract Volume: (uL) Soil Aliquot Volume: (uL)

CONCENTRATION UNITS: (ug/L or ug/Kg) µG/KG Purge Volume: 10.0 (mL)

CAS NUMBER	COMPOUND NAME	RT	EST. CONC.	Q
E96679[1]	Total Alkanes	N/A		

[1]EPA-designated Registry Number.

EGC

1A - FORM I VOA-1

VOLATILE ORGANICS ANALYSIS DATA SHEET

CLIENT SAMPLE NO.

690-SB-A6(0'-3.2')-O

Lab Name: MITKEM LABORATORIES Contract:

Lab Code: MITKEM Case No.: J0582 Mod. Ref No.: SDG No.: SJ0582

Matrix: (SOIL/SED/WATER) SOIL Lab Sample ID: J0582-14A

Sample wt/vol: 5.20 (g/mL) G Lab File ID: V6H3327.D

Level: (TRACE/LOW/MED) LOW Date Received: 03/27/2010

% Moisture: not dec. 5.0 Date Analyzed: 04/04/2010

GC Column: DB-624 ID: 0.25 (mm) Dilution Factor: 1.0

Soil Extract Volume: (uL) Soil Aliquot Volume: (uL)

Purge Volume: 10.0 (mL)

CAS NO.	COMPOUND	CONCENTRATION UNITS: (ug/L or ug/Kg) µG/KG	Q
74-87-3	Chloromethane	5.1	U J
75-01-4	Vinyl chloride	5.1	U
74-83-9	Bromomethane	5.1	U
75-00-3	Chloroethane	5.1	U
75-69-4	Trichlorofluoromethane	5.1	U
75-35-4	1,1-Dichloroethene	5.1	U J
67-64-1	Acetone	5.1	U
75-15-0	Carbon disulfide	5.1	U
75-09-2	Methylene chloride	5.1	U
156-60-5	trans-1,2-Dichloroethene	5.1	U
1634-04-4	Methyl tert-butyl ether	5.1	U
75-34-3	1,1-Dichloroethane	5.1	U
108-05-4	Vinyl acetate	5.1	U
78-93-3	2-Butanone	5.1	U
156-59-2	cis-1,2-Dichloroethene	5.1	U
67-66-3	Chloroform	5.1	U
71-55-6	1,1,1-Trichloroethane	5.1	U
56-23-5	Carbon tetrachloride	5.1	U
107-06-2	1,2-Dichloroethane	5.1	U
71-43-2	Benzene	5.1	U
79-01-6	Trichloroethene	5.1	U
78-87-5	1,2-Dichloropropane	5.1	U
75-27-4	Bromodichloromethane	5.1	U
10061-01-5	cis-1,3-Dichloropropene	5.1	U
108-10-1	4-Methyl-2-pentanone	5.1	U
108-88-3	Toluene	5.1	U
10061-02-6	trans-1,3-Dichloropropene	5.1	U
79-00-5	1,1,2-Trichloroethane	5.1	U
127-18-4	Tetrachloroethene	5.1	U
591-78-6	2-Hexanone	5.1	U
124-48-1	Dibromochloromethane	5.1	U
108-90-7	Chlorobenzene	5.1	U
100-41-4	Ethylbenzene	5.1	U
1330-20-7	m,p-Xylene	5.1	U
95-47-6	o-Xylene	5.1	U

1B - FORM I VOA-2

VOLATILE ORGANICS ANALYSIS DATA SHEET

CLIENT SAMPLE NO.

690-SB-A6(0'-3.2')-O

Lab Name: MITKEM LABORATORIES Contract:

Lab Code: MITKEM Case No.: J0582 Mod. Ref No.: SDG No.: SJ0582

Matrix: (SOIL/SED/WATER) SOIL Lab Sample ID: J0582-14A

Sample wt/vol: 5.20 (g/mL) G Lab File ID: V6H3327.D

Level: (TRACE/LOW/MED) LOW Date Received: 03/27/2010

% Moisture: not dec. 5.0 Date Analyzed: 04/04/2010

GC Column: DB-624 ID: 0.25 (mm) Dilution Factor: 1.0

Soil Extract Volume: (uL) Soil Aliquot Volume: (uL)

Purge Volume: 10.0 (mL)

CAS NO.	COMPOUND	CONCENTRATION UNITS: (ug/L or ug/Kg) µG/KG	Q
1330-20-7	Xylene (Total)	5.1	U J
100-42-5	Styrene	5.1	U
75-25-2	Bromoform	5.1	U
98-82-8	Isopropylbenzene	5.1	U
79-34-5	1,1,2,2-Tetrachloroethane	5.1	U
103-65-1	n-Propylbenzene	5.1	U
108-67-8	1,3,5-Trimethylbenzene	5.1	U
98-06-6	tert-Butylbenzene	5.1	U
95-63-6	1,2,4-Trimethylbenzene	5.1	U
135-98-8	sec-Butylbenzene	5.1	U
99-87-6	4-Isopropyltoluene	5.1	U
541-73-1	1,3-Dichlorobenzene	5.1	U
106-46-7	1,4-Dichlorobenzene	5.1	U
104-51-8	n-Butylbenzene	5.1	U
95-50-1	1,2-Dichlorobenzene	5.1	U
91-20-3	Naphthalene	1.4	~~BJ~~ U
110-75-8	2-Chloroethyl vinyl ether	5.1	~~U~~ R

EGL

1J - FORM I VOA-TIC

VOLATILE ORGANICS ANALYSIS DATA SHEET

TENTATIVELY IDENTIFIED COMPOUNDS

CLIENT SAMPLE NO.

690-SB-A6(0'-3.2')-O

Lab Name: MITKEM LABORATORIES Contract:

Lab Code: MITKEM Case No.: J0582 Mod. Ref No.: SDG No.: SJ0582

Matrix: (SOIL/SED/WATER) SOIL Lab Sample ID: J0582-14A

Sample wt/vol: 5.20 (g/mL) G Lab File ID: V6H3327.D

Level: (TRACE or LOW/MED) LOW Date Received: 03/27/2010

% Moisture: not dec. 5.0 Date Analyzed: 04/04/2010

GC Column: DB-624 ID: 0.25 (mm) Dilution Factor: 1.0

Soil Extract Volume: (uL) Soil Aliquot Volume: (uL)

CONCENTRATION UNITS: (ug/L or ug/Kg) µG/KG Purge Volume: 10.0 (mL)

CAS NUMBER	COMPOUND NAME	RT	EST. CONC.	Q
E96679[1]	Total Alkanes	N/A		

[1]EPA-designated Registry Number.

EGC

1A - FORM I VOA-1

VOLATILE ORGANICS ANALYSIS DATA SHEET

CLIENT SAMPLE NO.

690-SB-A7(0'-3.5')-O

Lab Name: MITKEM LABORATORIES Contract:

Lab Code: MITKEM Case No.: J0582 Mod. Ref No.: SDG No.: SJ0582

Matrix: (SOIL/SED/WATER) SOIL Lab Sample ID: J0582-15A

Sample wt/vol: 5.10 (g/mL) G Lab File ID: V6H3328.D

Level: (TRACE/LOW/MED) LOW Date Received: 03/27/2010

% Moisture: not dec. 12 Date Analyzed: 04/04/2010

GC Column: DB-624 ID: 0.25 (mm) Dilution Factor: 1.0

Soil Extract Volume: (uL) Soil Aliquot Volume: (uL)

Purge Volume: 10.0 (mL)

CAS NO.	COMPOUND	CONCENTRATION UNITS: (ug/L or ug/Kg) µG/KG	Q
74-87-3	Chloromethane	5.6	U J
75-01-4	Vinyl chloride	5.6	U
74-83-9	Bromomethane	5.6	U
75-00-3	Chloroethane	5.6	U
75-69-4	Trichlorofluoromethane	5.6	U
75-35-4	1,1-Dichloroethene	5.6	U J
67-64-1	Acetone	5.6	U
75-15-0	Carbon disulfide	5.6	U
75-09-2	Methylene chloride	5.6	U
156-60-5	trans-1,2-Dichloroethene	5.6	U
1634-04-4	Methyl tert-butyl ether	5.6	U
75-34-3	1,1-Dichloroethane	5.6	U
108-05-4	Vinyl acetate	5.6	U
78-93-3	2-Butanone	5.6	U
156-59-2	cis-1,2-Dichloroethene	5.6	U
67-66-3	Chloroform	5.6	U
71-55-6	1,1,1-Trichloroethane	5.6	U
56-23-5	Carbon tetrachloride	5.6	U
107-06-2	1,2-Dichloroethane	5.6	U
71-43-2	Benzene	5.6	U
79-01-6	Trichloroethene	5.6	U
78-87-5	1,2-Dichloropropane	5.6	U
75-27-4	Bromodichloromethane	5.6	U
10061-01-5	cis-1,3-Dichloropropene	5.6	U
108-10-1	4-Methyl-2-pentanone	5.6	U
108-88-3	Toluene	5.6	U
10061-02-6	trans-1,3-Dichloropropene	5.6	U
79-00-5	1,1,2-Trichloroethane	5.6	U
127-18-4	Tetrachloroethene	5.6	U
591-78-6	2-Hexanone	5.6	U
124-48-1	Dibromochloromethane	5.6	U
108-90-7	Chlorobenzene	5.6	U
100-41-4	Ethylbenzene	5.6	U
1330-20-7	m,p-Xylene	5.6	U
95-47-6	o-Xylene	5.6	U

EGL

0052

1B - FORM I VOA-2

VOLATILE ORGANICS ANALYSIS DATA SHEET

CLIENT SAMPLE NO.

690-SB-A7(0'-3.5')-O

Lab Name: MITKEM LABORATORIES Contract:

Lab Code: MITKEM Case No.: J0582 Mod. Ref No.: SDG No.: SJ0582

Matrix: (SOIL/SED/WATER) SOIL Lab Sample ID: J0582-15A

Sample wt/vol: 5.10 (g/mL) G Lab File ID: V6H3328.D

Level: (TRACE/LOW/MED) LOW Date Received: 03/27/2010

% Moisture: not dec. 12 Date Analyzed: 04/04/2010

GC Column: DB-624 ID: 0.25 (mm) Dilution Factor: 1.0

Soil Extract Volume: (uL) Soil Aliquot Volume: (uL)

Purge Volume: 10.0 (mL)

CAS NO.	COMPOUND	CONCENTRATION UNITS: (ug/L or ug/Kg) µG/KG	Q
1330-20-7	Xylene (Total)	5.6	U J
100-42-5	Styrene	5.6	U
75-25-2	Bromoform	5.6	U
98-82-8	Isopropylbenzene	5.6	U
79-34-5	1,1,2,2-Tetrachloroethane	5.6	U
103-65-1	n-Propylbenzene	5.6	U
108-67-8	1,3,5-Trimethylbenzene	5.6	U
98-06-6	tert-Butylbenzene	5.6	U
95-63-6	1,2,4-Trimethylbenzene	5.6	U
135-98-8	sec-Butylbenzene	5.6	U
99-87-6	4-Isopropyltoluene	5.6	U
541-73-1	1,3-Dichlorobenzene	5.6	U
106-46-7	1,4-Dichlorobenzene	5.6	U
104-51-8	n-Butylbenzene	5.6	U
95-50-1	1,2-Dichlorobenzene	5.6	U J
91-20-3	Naphthalene	5.6	U J
110-75-8	2-Chloroethyl vinyl ether	5.6	U R

EGL

1J - FORM I VOA-TIC

VOLATILE ORGANICS ANALYSIS DATA SHEET

TENTATIVELY IDENTIFIED COMPOUNDS

CLIENT SAMPLE NO.

690-SB-A7(0'-3.5')-O

Lab Name: MITKEM LABORATORIES Contract:

Lab Code: MITKEM Case No.: J0582 Mod. Ref No.: SDG No.: SJ0582

Matrix: (SOIL/SED/WATER) SOIL Lab Sample ID: J0582-15A

Sample wt/vol: 5.10 (g/mL) G Lab File ID: V6H3328.D

Level: (TRACE or LOW/MED) LOW Date Received: 03/27/2010

% Moisture: not dec. 12 Date Analyzed: 04/04/2010

GC Column: DB-624 ID: 0.25 (mm) Dilution Factor: 1.0

Soil Extract Volume: (uL) Soil Aliquot Volume: (uL)

CONCENTRATION UNITS: (ug/L or ug/Kg) µG/KG Purge Volume: 10.0 (mL)

CAS NUMBER	COMPOUND NAME	RT	EST. CONC.	Q
E96679€ [1]	Total Alkanes	N/A		

[1]EPA-designated Registry Number.

EGL

1A - FORM I VOA-1

VOLATILE ORGANICS ANALYSIS DATA SHEET

CLIENT SAMPLE NO.

690-SB-A8(4.0'-8.0')-O

Lab Name: MITKEM LABORATORIES Contract:

Lab Code: MITKEM Case No.: J0582 Mod. Ref No.: SDG No.: SJ0582

Matrix: (SOIL/SED/WATER) SOIL Lab Sample ID: J0582-16A

Sample wt/vol: 5.60 (g/mL) G Lab File ID: V6H3287.D

Level: (TRACE/LOW/MED) LOW Date Received: 03/27/2010

% Moisture: not dec. 12 Date Analyzed: 04/02/2010

GC Column: DB-624 ID: 0.25 (mm) Dilution Factor: 1.0

Soil Extract Volume: (uL) Soil Aliquot Volume: (uL)

Purge Volume: 10.0 (mL)

CAS NO.	COMPOUND	CONCENTRATION UNITS: (ug/L or ug/Kg) µG/KG	Q
74-87-3	Chloromethane	5.1	U
75-01-4	Vinyl chloride	5.1	U
74-83-9	Bromomethane	5.1	U
75-00-3	Chloroethane	5.1	U
75-69-4	Trichlorofluoromethane	5.1	U
75-35-4	1,1-Dichloroethene	5.1	U
67-64-1	Acetone	5.1	U
75-15-0	Carbon disulfide	5.1	U
75-09-2	Methylene chloride	0.71	J
156-60-5	trans-1,2-Dichloroethene	5.1	U
1634-04-4	Methyl tert-butyl ether	5.1	U
75-34-3	1,1-Dichloroethane	5.1	U
108-05-4	Vinyl acetate	5.1	U
78-93-3	2-Butanone	5.1	U
156-59-2	cis-1,2-Dichloroethene	5.1	U
67-66-3	Chloroform	5.1	U
71-55-6	1,1,1-Trichloroethane	5.1	U
56-23-5	Carbon tetrachloride	5.1	U
107-06-2	1,2-Dichloroethane	5.1	U
71-43-2	Benzene	5.1	U
79-01-6	Trichloroethene	8.3	
78-87-5	1,2-Dichloropropane	5.1	U
75-27-4	Bromodichloromethane	5.1	U
10061-01-5	cis-1,3-Dichloropropene	5.1	U
108-10-1	4-Methyl-2-pentanone	5.1	U
108-88-3	Toluene	5.1	U
10061-02-6	trans-1,3-Dichloropropene	5.1	U
79-00-5	1,1,2-Trichloroethane	5.1	U
127-18-4	Tetrachloroethene	5.1	U
591-78-6	2-Hexanone	5.1	U
124-48-1	Dibromochloromethane	5.1	U
108-90-7	Chlorobenzene	5.1	U
100-41-4	Ethylbenzene	5.1	U
1330-20-7	m,p-Xylene	5.1	U
95-47-6	o-Xylene	5.1	U

1B - FORM I VOA-2

VOLATILE ORGANICS ANALYSIS DATA SHEET

CLIENT SAMPLE NO.

690-SB-A8(4.0'-8.0')-O

Lab Name: MITKEM LABORATORIES Contract:

Lab Code: MITKEM Case No.: J0582 Mod. Ref No.: SDG No.: SJ0582

Matrix: (SOIL/SED/WATER) SOIL Lab Sample ID: J0582-16A

Sample wt/vol: 5.60 (g/mL) G Lab File ID: V6H3287.D

Level: (TRACE/LOW/MED) LOW Date Received: 03/27/2010

% Moisture: not dec. 12 Date Analyzed: 04/02/2010

GC Column: DB-624 ID: 0.25 (mm) Dilution Factor: 1.0

Soil Extract Volume: (uL) Soil Aliquot Volume: (uL)

Purge Volume: 10.0 (mL)

CAS NO.	COMPOUND	CONCENTRATION UNITS: (ug/L or ug/Kg) µG/KG	Q
1330-20-7	Xylene (Total)	5.1	U
100-42-5	Styrene	5.1	U
75-25-2	Bromoform	5.1	U
98-82-8	Isopropylbenzene	5.1	U
79-34-5	1,1,2,2-Tetrachloroethane	5.1	U
103-65-1	n-Propylbenzene	5.1	U
108-67-8	1,3,5-Trimethylbenzene	5.1	U
98-06-6	tert-Butylbenzene	5.1	U
95-63-6	1,2,4-Trimethylbenzene	5.1	U
135-98-8	sec-Butylbenzene	5.1	U
99-87-6	4-Isopropyltoluene	5.1	U
541-73-1	1,3-Dichlorobenzene	5.1	U
106-46-7	1,4-Dichlorobenzene	5.1	U
104-51-8	n-Butylbenzene	5.1	U
95-50-1	1,2-Dichlorobenzene	5.1	U
91-20-3	Naphthalene	5.1	UJ
110-75-8	2-Chloroethyl vinyl ether	5.1	UR

EGL

1J - FORM I VOA-TIC

VOLATILE ORGANICS ANALYSIS DATA SHEET

TENTATIVELY IDENTIFIED COMPOUNDS

CLIENT SAMPLE NO.

690-SB-A8(4.0'-8.0')-O

Lab Name: MITKEM LABORATORIES Contract:

Lab Code: MITKEM Case No.: J0582 Mod. Ref No.: SDG No.: SJ0582

Matrix: (SOIL/SED/WATER) SOIL Lab Sample ID: J0582-16A

Sample wt/vol: 5.60 (g/mL) G Lab File ID: V6H3287.D

Level: (TRACE or LOW/MED) LOW Date Received: 03/27/2010

% Moisture: not dec. 12 Date Analyzed: 04/02/2010

GC Column: DB-624 ID: 0.25 (mm) Dilution Factor: 1.0

Soil Extract Volume: (uL) Soil Aliquot Volume: (uL)

CONCENTRATION UNITS: (ug/L or ug/Kg) µG/KG Purge Volume: 10.0 (mL)

CAS NUMBER	COMPOUND NAME	RT	EST. CONC.	Q
E96679[1]	Total Alkanes	N/A		

[1]EPA-designated Registry Number.

EGL

1A - FORM I VOA-1

VOLATILE ORGANICS ANALYSIS DATA SHEET

CLIENT SAMPLE NO.

690-SBA
(4.0'-5.9')-O

Lab Name: MITKEM LABORATORIES Contract:

Lab Code: MITKEM Case No.: J0582 Mod. Ref No.: SDG No.: SJ0582

Matrix: (SOIL/SED/WATER) SOIL Lab Sample ID: J0582-17A

Sample wt/vol: 4.60 (g/mL) G Lab File ID: V6H3218.D

Level: (TRACE/LOW/MED) LOW Date Received: 03/27/2010

% Moisture: not dec. 12 Date Analyzed: 03/31/2010

GC Column: DB-624 ID: 0.25 (mm) Dilution Factor: 1.0

Soil Extract Volume: (uL) Soil Aliquot Volume: (uL)

Purge Volume: 10.0 (mL)

CAS NO.	COMPOUND	CONCENTRATION UNITS: (ug/L or ug/Kg) µG/KG	Q
74-87-3	Chloromethane	6.2	U
75-01-4	Vinyl chloride	6.2	U
74-83-9	Bromomethane	6.2	U
75-00-3	Chloroethane	6.2	U
75-69-4	Trichlorofluoromethane	6.2	U
75-35-4	1,1-Dichloroethene	6.2	U
67-64-1	Acetone	7.1	
75-15-0	Carbon disulfide	6.2	U
75-09-2	Methylene chloride	6.2	U
156-60-5	trans-1,2-Dichloroethene	6.2	U
1634-04-4	Methyl tert-butyl ether	6.2	U
75-34-3	1,1-Dichloroethane	6.2	U
108-05-4	Vinyl acetate	6.2	U
78-93-3	2-Butanone	6.2	U
156-59-2	cis-1,2-Dichloroethene	6.2	U
67-66-3	Chloroform	6.2	U
71-55-6	1,1,1-Trichloroethane	6.2	U
56-23-5	Carbon tetrachloride	6.2	U
107-06-2	1,2-Dichloroethane	6.2	U
71-43-2	Benzene	6.2	U
79-01-6	Trichloroethene	6.2	U
78-87-5	1,2-Dichloropropane	6.2	U
75-27-4	Bromodichloromethane	6.2	U
10061-01-5	cis-1,3-Dichloropropene	6.2	U
108-10-1	4-Methyl-2-pentanone	6.2	U
108-88-3	Toluene	6.2	U
10061-02-6	trans-1,3-Dichloropropene	6.2	U
79-00-5	1,1,2-Trichloroethane	6.2	U
127-18-4	Tetrachloroethene	6.2	U
591-78-6	2-Hexanone	6.2	U
124-48-1	Dibromochloromethane	6.2	U
108-90-7	Chlorobenzene	6.2	U
100-41-4	Ethylbenzene	6.2	U
1330-20-7	m,p-Xylene	6.2	U
95-47-6	o-Xylene	6.2	U

EGL

1B - FORM I VOA-2

VOLATILE ORGANICS ANALYSIS DATA SHEET

CLIENT SAMPLE NO.

690-SBA
(4.0'-5.9')-O

Lab Name: MITKEM LABORATORIES Contract:

Lab Code: MITKEM Case No.: J0582 Mod. Ref No.: SDG No.: SJ0582

Matrix: (SOIL/SED/WATER) SOIL Lab Sample ID: J0582-17A

Sample wt/vol: 4.60 (g/mL) G Lab File ID: V6H3218.D

Level: (TRACE/LOW/MED) LOW Date Received: 03/27/2010

% Moisture: not dec. 12 Date Analyzed: 03/31/2010

GC Column: DB-624 ID: 0.25 (mm) Dilution Factor: 1.0

Soil Extract Volume: (uL) Soil Aliquot Volume: (uL)

Purge Volume: 10.0 (mL)

CAS NO.	COMPOUND	CONCENTRATION UNITS: (ug/L or ug/Kg) µG/KG	Q
1330-20-7	Xylene (Total)	6.2	U
100-42-5	Styrene	6.2	U
75-25-2	Bromoform	6.2	U
98-82-8	Isopropylbenzene	3.5	J
79-34-5	1,1,2,2-Tetrachloroethane	6.2	U
103-65-1	n-Propylbenzene	3.0	J
108-67-8	1,3,5-Trimethylbenzene	3.6	J
98-06-6	tert-Butylbenzene	6.2	U
95-63-6	1,2,4-Trimethylbenzene	7.7	
135-98-8	sec-Butylbenzene	6.2	U
99-87-6	4-Isopropyltoluene	6.2	U
541-73-1	1,3-Dichlorobenzene	6.2	U
106-46-7	1,4-Dichlorobenzene	6.2	U
104-51-8	n-Butylbenzene	2.3	J
95-50-1	1,2-Dichlorobenzene	2.2	J
91-20-3	Naphthalene	3.4	~~BJ~~ U
110-75-8	2-Chloroethyl vinyl ether	6.2	~~U~~ R

EGL

1J - FORM I VOA-TIC

VOLATILE ORGANICS ANALYSIS DATA SHEET

TENTATIVELY IDENTIFIED COMPOUNDS

EPA SAMPLE NO.

690-SBA
(4.0'-5.9')-O

Lab Name: MITKEM LABORATORIES Contract:

Lab Code: MITKEM Case No.: J0582 Mod. Ref No.: SDG No.: SJ0582

Matrix: (SOIL/SED/WATER) SOIL Lab Sample ID: J0582-17A

Sample wt/vol: 4.60 (g/mL) G Lab File ID: V6H3218.D

Level: (TRACE or LOW/MED) LOW Date Received: 03/27/2010

% Moisture: not dec. 12 Date Analyzed: 03/31/2010

GC Column: DB-624 ID: 0.25 (mm) Dilution Factor: 1.0

Soil Extract Volume: (uL) Soil Aliquot Volume: (uL)

CONCENTRATION UNITS: (ug/L or ug/Kg) µG/KG Purge Volume: 10.0 (mL)

	CAS NUMBER	COMPOUND NAME	RT	EST. CONC.	Q
01	3073-66-3	Cyclohexane, 1,1,3-trimethyl	8.733	40	NJ
02		Unknown-01	10.132	60	J
03		Unknown-02	10.430	76	J
04		Unknown-03	10.552	48	J
05		Unknown-04	10.607	47	J
06		Unknown-05	11.106	82	J
07		Unknown-06	11.434	45	J
08	17302-28-2	Nonane, 2,6-dimethyl-	11.872	110	NJ
09	493-02-7	Naphthalene, decahydro-, tra	12.730	52	NJ
10		Unknown-07	12.967	67	J
11	17301-23-4	Undecane, 2,6-dimethyl-	14.324	59	NJ
	E96679[1]	Total Alkanes	N/A		

[1]EPA-designated Registry Number.

EGL

1A - FORM I VOA-1

VOLATILE ORGANICS ANALYSIS DATA SHEET

CLIENT SAMPLE NO.

690-SB-77(0'-4.0')-O

Lab Name: MITKEM LABORATORIES Contract:

Lab Code: MITKEM Case No.: J0582 Mod. Ref No.: SDG No.: SJ0582

Matrix: (SOIL/SED/WATER) SOIL Lab Sample ID: J0582-19A

Sample wt/vol: 4.70 (g/mL) G Lab File ID: V6H3329.D

Level: (TRACE/LOW/MED) LOW Date Received: 03/27/2010

% Moisture: not dec. 8.0 Date Analyzed: 04/04/2010

GC Column: DB-624 ID: 0.25 (mm) Dilution Factor: 1.0

Soil Extract Volume: (uL) Soil Aliquot Volume: (uL)

Purge Volume: 10.0 (mL)

CAS NO.	COMPOUND	CONCENTRATION UNITS: (ug/L or ug/Kg) µG/KG	Q
74-87-3	Chloromethane	5.8	U J
75-01-4	Vinyl chloride	5.8	U
74-83-9	Bromomethane	5.8	U
75-00-3	Chloroethane	5.8	U
75-69-4	Trichlorofluoromethane	5.8	U
75-35-4	1,1-Dichloroethene	5.8	U J
67-64-1	Acetone	5.8	U
75-15-0	Carbon disulfide	5.8	U
75-09-2	Methylene chloride	5.8	U
156-60-5	trans-1,2-Dichloroethene	5.8	U
1634-04-4	Methyl tert-butyl ether	5.8	U
75-34-3	1,1-Dichloroethane	5.8	U
108-05-4	Vinyl acetate	5.8	U
78-93-3	2-Butanone	5.8	U
156-59-2	cis-1,2-Dichloroethene	5.8	U
67-66-3	Chloroform	5.8	U
71-55-6	1,1,1-Trichloroethane	5.8	U
56-23-5	Carbon tetrachloride	5.8	U
107-06-2	1,2-Dichloroethane	5.8	U
71-43-2	Benzene	5.8	U
79-01-6	Trichloroethene	3.1	J
78-87-5	1,2-Dichloropropane	5.8	U J
75-27-4	Bromodichloromethane	5.8	U
10061-01-5	cis-1,3-Dichloropropene	5.8	U
108-10-1	4-Methyl-2-pentanone	5.8	U
108-88-3	Toluene	5.8	U
10061-02-6	trans-1,3-Dichloropropene	5.8	U
79-00-5	1,1,2-Trichloroethane	5.8	U
127-18-4	Tetrachloroethene	5.8	U
591-78-6	2-Hexanone	5.8	U
124-48-1	Dibromochloromethane	5.8	U
108-90-7	Chlorobenzene	5.8	U
100-41-4	Ethylbenzene	5.8	U
1330-20-7	m,p-Xylene	5.8	U
95-47-6	o-Xylene	5.8	U

EGL

0071

1B - FORM I VOA-2

VOLATILE ORGANICS ANALYSIS DATA SHEET

CLIENT SAMPLE NO.

690-SB-77(0'-4.0')-O

Lab Name: MITKEM LABORATORIES Contract:

Lab Code: MITKEM Case No.: J0582 Mod. Ref No.: SDG No.: SJ0582

Matrix: (SOIL/SED/WATER) SOIL Lab Sample ID: J0582-19A

Sample wt/vol: 4.70 (g/mL) G Lab File ID: V6H3329.D

Level: (TRACE/LOW/MED) LOW Date Received: 03/27/2010

% Moisture: not dec. 8.0 Date Analyzed: 04/04/2010

GC Column: DB-624 ID: 0.25 (mm) Dilution Factor: 1.0

Soil Extract Volume: (uL) Soil Aliquot Volume: (uL)

Purge Volume: 10.0 (mL)

CAS NO.	COMPOUND	CONCENTRATION UNITS: (ug/L or ug/Kg) µG/KG	Q
1330-20-7	Xylene (Total)	5.8	U J
100-42-5	Styrene	5.8	U
75-25-2	Bromoform	5.8	U
98-82-8	Isopropylbenzene	5.8	U
79-34-5	1,1,2,2-Tetrachloroethane	5.8	U
103-65-1	n-Propylbenzene	5.8	U
108-67-8	1,3,5-Trimethylbenzene	5.8	U
98-06-6	tert-Butylbenzene	5.8	U
95-63-6	1,2,4-Trimethylbenzene	5.8	U
135-98-8	sec-Butylbenzene	5.8	U
99-87-6	4-Isopropyltoluene	5.8	U
541-73-1	1,3-Dichlorobenzene	5.8	U
106-46-7	1,4-Dichlorobenzene	5.8	U
104-51-8	n-Butylbenzene	5.8	U
95-50-1	1,2-Dichlorobenzene	5.8	U
91-20-3	Naphthalene	5.8	U J
110-75-8	2-Chloroethyl vinyl ether	5.8	~~U~~ R

EGL

1J - FORM I VOA-TIC

VOLATILE ORGANICS ANALYSIS DATA SHEET

TENTATIVELY IDENTIFIED COMPOUNDS

CLIENT SAMPLE NO.

690-SB-77(0'-4.0')-O

Lab Name: MITKEM LABORATORIES Contract:

Lab Code: MITKEM Case No.: J0582 Mod. Ref No.: SDG No.: SJ0582

Matrix: (SOIL/SED/WATER) SOIL Lab Sample ID: J0582-19A

Sample wt/vol: 4.70 (g/mL) G Lab File ID: V6H3329.D

Level: (TRACE or LOW/MED) LOW Date Received: 03/27/2010

% Moisture: not dec. 8.0 Date Analyzed: 04/04/2010

GC Column: DB-624 ID: 0.25 (mm) Dilution Factor: 1.0

Soil Extract Volume: (uL) Soil Aliquot Volume: (uL)

CONCENTRATION UNITS: (ug/L or ug/Kg) µG/KG Purge Volume: 10.0 (mL)

CAS NUMBER	COMPOUND NAME	RT	EST. CONC.	Q
E966796[1]	Total Alkanes	N/A		

[1]EPA-designated Registry Number.

EGL

1A - FORM I VOA-1

VOLATILE ORGANICS ANALYSIS DATA SHEET

CLIENT SAMPLE NO.

690-SB-79(0'-3.5')-O

Lab Name: MITKEM LABORATORIES Contract:

Lab Code: MITKEM Case No.: J0582 Mod. Ref No.: SDG No.: SJ0582

Matrix: (SOIL/SED/WATER) SOIL Lab Sample ID: J0582-20A

Sample wt/vol: 4.80 (g/mL) G Lab File ID: V6H3219.D

Level: (TRACE/LOW/MED) LOW Date Received: 03/27/2010

% Moisture: not dec. 9.0 Date Analyzed: 03/31/2010

GC Column: DB-624 ID: 0.25 (mm) Dilution Factor: 1.0

Soil Extract Volume: (uL) Soil Aliquot Volume: (uL)

Purge Volume: 10.0 (mL)

CAS NO.	COMPOUND	CONCENTRATION UNITS: (ug/L or ug/Kg) µG/KG	Q
74-87-3	Chloromethane	5.7	UJ
75-01-4	Vinyl chloride	5.7	U
74-83-9	Bromomethane	5.7	U
75-00-3	Chloroethane	5.7	U
75-69-4	Trichlorofluoromethane	5.7	U
75-35-4	1,1-Dichloroethene	5.7	U
67-64-1	Acetone	5.7	U
75-15-0	Carbon disulfide	5.7	U
75-09-2	Methylene chloride	1.4	J
156-60-5	trans-1,2-Dichloroethene	5.7	UJ
1634-04-4	Methyl tert-butyl ether	5.7	U
75-34-3	1,1-Dichloroethane	5.7	U
108-05-4	Vinyl acetate	5.7	U
78-93-3	2-Butanone	5.7	U
156-59-2	cis-1,2-Dichloroethene	5.7	U
67-66-3	Chloroform	5.7	U
71-55-6	1,1,1-Trichloroethane	5.7	U
56-23-5	Carbon tetrachloride	5.7	U
107-06-2	1,2-Dichloroethane	5.7	U
71-43-2	Benzene	5.7	U
79-01-6	Trichloroethene	3.5	J
78-87-5	1,2-Dichloropropane	5.7	UJ
75-27-4	Bromodichloromethane	5.7	U
10061-01-5	cis-1,3-Dichloropropene	5.7	U
108-10-1	4-Methyl-2-pentanone	5.7	U
108-88-3	Toluene	5.7	U
10061-02-6	trans-1,3-Dichloropropene	5.7	U
79-00-5	1,1,2-Trichloroethane	5.7	U
127-18-4	Tetrachloroethene	5.7	U
591-78-6	2-Hexanone	5.7	U
124-48-1	Dibromochloromethane	5.7	U
108-90-7	Chlorobenzene	5.7	U
100-41-4	Ethylbenzene	5.7	U
1330-20-7	m,p-Xylene	5.7	U
95-47-6	o-Xylene	5.7	U

1B - FORM I VOA-2

VOLATILE ORGANICS ANALYSIS DATA SHEET

CLIENT SAMPLE NO.

690-SB-79(0'-3.5')-O

Lab Name: MITKEM LABORATORIES Contract:

Lab Code: MITKEM Case No.: J0582 Mod. Ref No.: SDG No.: SJ0582

Matrix: (SOIL/SED/WATER) SOIL Lab Sample ID: J0582-20A

Sample wt/vol: 4.80 (g/mL) G Lab File ID: V6H3219.D

Level: (TRACE/LOW/MED) LOW Date Received: 03/27/2010

% Moisture: not dec. 9.0 Date Analyzed: 03/31/2010

GC Column: DB-624 ID: 0.25 (mm) Dilution Factor: 1.0

Soil Extract Volume: (uL) Soil Aliquot Volume: (uL)

Purge Volume: 10.0 (mL)

CAS NO.	COMPOUND	CONCENTRATION UNITS: (ug/L or ug/Kg) µG/KG	Q
1330-20-7	Xylene (Total)	5.7	U J
100-42-5	Styrene	5.7	U
75-25-2	Bromoform	5.7	U
98-82-8	Isopropylbenzene	5.7	U
79-34-5	1,1,2,2-Tetrachloroethane	5.7	U
103-65-1	n-Propylbenzene	5.7	U
108-67-8	1,3,5-Trimethylbenzene	5.7	U
98-06-6	tert-Butylbenzene	5.7	U
95-63-6	1,2,4-Trimethylbenzene	5.7	U
135-98-8	sec-Butylbenzene	5.7	U
99-87-6	4-Isopropyltoluene	5.7	U
541-73-1	1,3-Dichlorobenzene	5.7	U
106-46-7	1,4-Dichlorobenzene	5.7	U
104-51-8	n-Butylbenzene	5.7	U
95-50-1	1,2-Dichlorobenzene	5.7	U
91-20-3	Naphthalene	5.7	U J
110-75-8	2-Chloroethyl vinyl ether	5.7	~~U~~ R

EGL

1J - FORM I VOA-TIC

VOLATILE ORGANICS ANALYSIS DATA SHEET

TENTATIVELY IDENTIFIED COMPOUNDS

CLIENT SAMPLE NO.

690-SB-79(0'-3.5')-O

Lab Name: MITKEM LABORATORIES Contract:

Lab Code: MITKEM Case No.: J0582 Mod. Ref No.: SDG No.: SJ0582

Matrix: (SOIL/SED/WATER) SOIL Lab Sample ID: J0582-20A

Sample wt/vol: 4.80 (g/mL) G Lab File ID: V6H3219.D

Level: (TRACE or LOW/MED) LOW Date Received: 03/27/2010

% Moisture: not dec. 9.0 Date Analyzed: 03/31/2010

GC Column: DB-624 ID: 0.25 (mm) Dilution Factor: 1.0

Soil Extract Volume: (uL) Soil Aliquot Volume: (uL)

CONCENTRATION UNITS: (ug/L or ug/Kg) µG/KG Purge Volume: 10.0 (mL)

CAS NUMBER	COMPOUND NAME	RT	EST. CONC.	Q
E96679[1]	Total Alkanes	N/A		

[1]EPA-designated Registry Number.

EGL

1A - FORM I VOA-1

VOLATILE ORGANICS ANALYSIS DATA SHEET

CLIENT SAMPLE NO.

690-SB-80(0'-2.5')-O

Lab Name: MITKEM LABORATORIES Contract:

Lab Code: MITKEM Case No.: J0582 Mod. Ref No.: SDG No.: SJ0582

Matrix: (SOIL/SED/WATER) SOIL Lab Sample ID: J0582-21A

Sample wt/vol: 4.70 (g/mL) G Lab File ID: V6H3330.D

Level: (TRACE/LOW/MED) LOW Date Received: 03/27/2010

% Moisture: not dec. 2.0 Date Analyzed: 04/04/2010

GC Column: DB-624 ID: 0.25 (mm) Dilution Factor: 1.0

Soil Extract Volume: (uL) Soil Aliquot Volume: (uL)

Purge Volume: 10.0 (mL)

CAS NO.	COMPOUND	CONCENTRATION UNITS: (ug/L or ug/Kg) µG/KG	Q
74-87-3	Chloromethane	5.4	U J
75-01-4	Vinyl chloride	5.4	U
74-83-9	Bromomethane	5.4	U
75-00-3	Chloroethane	5.4	U
75-69-4	Trichlorofluoromethane	5.4	U
75-35-4	1,1-Dichloroethene	5.4	U J
67-64-1	Acetone	5.4	U
75-15-0	Carbon disulfide	5.4	U
75-09-2	Methylene chloride	5.4	U
156-60-5	trans-1,2-Dichloroethene	5.4	U
1634-04-4	Methyl tert-butyl ether	5.4	U
75-34-3	1,1-Dichloroethane	5.4	U
108-05-4	Vinyl acetate	5.4	U
78-93-3	2-Butanone	5.4	U
156-59-2	cis-1,2-Dichloroethene	5.4	U
67-66-3	Chloroform	5.4	U
71-55-6	1,1,1-Trichloroethane	5.4	U
56-23-5	Carbon tetrachloride	5.4	U
107-06-2	1,2-Dichloroethane	5.4	U
71-43-2	Benzene	5.4	U
79-01-6	Trichloroethene	5.4	U
78-87-5	1,2-Dichloropropane	5.4	U
75-27-4	Bromodichloromethane	5.4	U
10061-01-5	cis-1,3-Dichloropropene	5.4	U
108-10-1	4-Methyl-2-pentanone	5.4	U
108-88-3	Toluene	5.4	U
10061-02-6	trans-1,3-Dichloropropene	5.4	U
79-00-5	1,1,2-Trichloroethane	5.4	U
127-18-4	Tetrachloroethene	5.4	U
591-78-6	2-Hexanone	5.4	U
124-48-1	Dibromochloromethane	5.4	U
108-90-7	Chlorobenzene	5.4	U
100-41-4	Ethylbenzene	5.4	U
1330-20-7	m,p-Xylene	5.4	U
95-47-6	o-Xylene	5.4	U

EGL

0077

1B - FORM I VOA-2

VOLATILE ORGANICS ANALYSIS DATA SHEET

CLIENT SAMPLE NO.

690-SB-80(0'-2.5')-O

Lab Name: MITKEM LABORATORIES Contract:

Lab Code: MITKEM Case No.: J0582 Mod. Ref No.: SDG No.: SJ0582

Matrix: (SOIL/SED/WATER) SOIL Lab Sample ID: J0582-21A

Sample wt/vol: 4.70 (g/mL) G Lab File ID: V6H3330.D

Level: (TRACE/LOW/MED) LOW Date Received: 03/27/2010

% Moisture: not dec. 2.0 Date Analyzed: 04/04/2010

GC Column: DB-624 ID: 0.25 (mm) Dilution Factor: 1.0

Soil Extract Volume: (uL) Soil Aliquot Volume: (uL)

Purge Volume: 10.0 (mL)

CAS NO.	COMPOUND	CONCENTRATION UNITS: (ug/L or ug/Kg) µG/KG	Q
1330-20-7	Xylene (Total)	5.4	U J
100-42-5	Styrene	5.4	U
75-25-2	Bromoform	5.4	U
98-82-8	Isopropylbenzene	5.4	U
79-34-5	1,1,2,2-Tetrachloroethane	5.4	U
103-65-1	n-Propylbenzene	5.4	U
108-67-8	1,3,5-Trimethylbenzene	5.4	U
98-06-6	tert-Butylbenzene	5.4	U
95-63-6	1,2,4-Trimethylbenzene	5.4	U
135-98-8	sec-Butylbenzene	5.4	U
99-87-6	4-Isopropyltoluene	5.4	U
541-73-1	1,3-Dichlorobenzene	5.4	U
106-46-7	1,4-Dichlorobenzene	5.4	U
104-51-8	n-Butylbenzene	5.4	U
95-50-1	1,2-Dichlorobenzene	5.4	U
91-20-3	Naphthalene	5.4	U J
110-75-8	2-Chloroethyl vinyl ether	5.4	~~U~~ R

EGL

1J - FORM I VOA-TIC

VOLATILE ORGANICS ANALYSIS DATA SHEET

TENTATIVELY IDENTIFIED COMPOUNDS

CLIENT SAMPLE NO.

690-SB-80(0'-2.5')-O

Lab Name: MITKEM LABORATORIES Contract:

Lab Code: MITKEM Case No.: J0582 Mod. Ref No.: SDG No.: SJ0582

Matrix: (SOIL/SED/WATER) SOIL Lab Sample ID: J0582-21A

Sample wt/vol: 4.70 (g/mL) G Lab File ID: V6H3330.D

Level: (TRACE or LOW/MED) LOW Date Received: 03/27/2010

% Moisture: not dec. 2.0 Date Analyzed: 04/04/2010

GC Column: DB-624 ID: 0.25 (mm) Dilution Factor: 1.0

Soil Extract Volume: (uL) Soil Aliquot Volume: (uL)

CONCENTRATION UNITS: (ug/L or ug/Kg) µG/KG Purge Volume: 10.0 (mL)

CAS NUMBER	COMPOUND NAME	RT	EST. CONC.	Q
E96679[1]	Total Alkanes	N/A		

[1]EPA-designated Registry Number.

EGL

1A - FORM I VOA-1

VOLATILE ORGANICS ANALYSIS DATA SHEET

CLIENT SAMPLE NO.

690-SB-14(4.0'-6.5')-O

Lab Name: MITKEM LABORATORIES Contract:

Lab Code: MITKEM Case No.: J0582 Mod. Ref No.: SDG No.: SJ0582

Matrix: (SOIL/SED/WATER) SOIL Lab Sample ID: J0582-22A

Sample wt/vol: 4.90 (g/mL) G Lab File ID: V6H3331.D

Level: (TRACE/LOW/MED) LOW Date Received: 03/27/2010

% Moisture: not dec. 9.0 Date Analyzed: 04/04/2010

GC Column: DB-624 ID: 0.25 (mm) Dilution Factor: 1.0

Soil Extract Volume: (uL) Soil Aliquot Volume: (uL)

Purge Volume: 10.0 (mL)

CAS NO.	COMPOUND	CONCENTRATION UNITS: (ug/L or ug/Kg) µG/KG	Q
74-87-3	Chloromethane	5.6	UJ
75-01-4	Vinyl chloride	5.6	U
74-83-9	Bromomethane	5.6	U
75-00-3	Chloroethane	5.6	U
75-69-4	Trichlorofluoromethane	5.6	U
75-35-4	1,1-Dichloroethene	5.6	UJ
67-64-1	Acetone	5.6	U
75-15-0	Carbon disulfide	5.6	U
75-09-2	Methylene chloride	5.6	U
156-60-5	trans-1,2-Dichloroethene	5.6	U
1634-04-4	Methyl tert-butyl ether	5.6	U
75-34-3	1,1-Dichloroethane	5.6	U
108-05-4	Vinyl acetate	5.6	U
78-93-3	2-Butanone	5.6	U
156-59-2	cis-1,2-Dichloroethene	15	J
67-66-3	Chloroform	5.6	UJ
71-55-6	1,1,1-Trichloroethane	5.6	U
56-23-5	Carbon tetrachloride	5.6	U
107-06-2	1,2-Dichloroethane	5.6	U
71-43-2	Benzene	5.6	U
79-01-6	Trichloroethene	10	J
78-87-5	1,2-Dichloropropane	5.6	UJ
75-27-4	Bromodichloromethane	5.6	U
10061-01-5	cis-1,3-Dichloropropene	5.6	U
108-10-1	4-Methyl-2-pentanone	5.6	U
108-88-3	Toluene	5.6	U
10061-02-6	trans-1,3-Dichloropropene	5.6	U
79-00-5	1,1,2-Trichloroethane	5.6	U
127-18-4	Tetrachloroethene	5.6	U
591-78-6	2-Hexanone	5.6	U
124-48-1	Dibromochloromethane	5.6	U
108-90-7	Chlorobenzene	5.6	U
100-41-4	Ethylbenzene	5.6	U
1330-20-7	m,p-Xylene	5.6	U
95-47-6	o-Xylene	5.6	U

EGL

0050

1B - FORM I VOA-2

VOLATILE ORGANICS ANALYSIS DATA SHEET

CLIENT SAMPLE NO.

690-SB-14(4.0'-6.5')-O

Lab Name: MITKEM LABORATORIES Contract:

Lab Code: MITKEM Case No.: J0582 Mod. Ref No.: SDG No.: SJ0582

Matrix: (SOIL/SED/WATER) SOIL Lab Sample ID: J0582-22A

Sample wt/vol: 4.90 (g/mL) G Lab File ID: V6H3331.D

Level: (TRACE/LOW/MED) LOW Date Received: 03/27/2010

% Moisture: not dec. 9.0 Date Analyzed: 04/04/2010

GC Column: DB-624 ID: 0.25 (mm) Dilution Factor: 1.0

Soil Extract Volume: (uL) Soil Aliquot Volume: (uL)

Purge Volume: 10.0 (mL)

CAS NO.	COMPOUND	CONCENTRATION UNITS: (ug/L or ug/Kg) µG/KG	Q
1330-20-7	Xylene (Total)	5.6	U J
100-42-5	Styrene	5.6	U
75-25-2	Bromoform	5.6	U
98-82-8	Isopropylbenzene	5.6	U
79-34-5	1,1,2,2-Tetrachloroethane	5.6	U
103-65-1	n-Propylbenzene	5.6	U
108-67-8	1,3,5-Trimethylbenzene	5.6	U
98-06-6	tert-Butylbenzene	5.6	U
95-63-6	1,2,4-Trimethylbenzene	5.6	U
135-98-8	sec-Butylbenzene	5.6	U
99-87-6	4-Isopropyltoluene	5.6	U
541-73-1	1,3-Dichlorobenzene	5.6	U
106-46-7	1,4-Dichlorobenzene	5.6	U
104-51-8	n-Butylbenzene	5.6	U
95-50-1	1,2-Dichlorobenzene	5.6	U J
91-20-3	Naphthalene	5.6	U J
110-75-8	2-Chloroethyl vinyl ether	5.6	~~U~~ R

EGL

1J - FORM I VOA-TIC

VOLATILE ORGANICS ANALYSIS DATA SHEET

TENTATIVELY IDENTIFIED COMPOUNDS

CLIENT SAMPLE NO.

690-SB-14(4.0'-6.5')-O

Lab Name: MITKEM LABORATORIES Contract:

Lab Code: MITKEM Case No.: J0582 Mod. Ref No.: SDG No.: SJ0582

Matrix: (SOIL/SED/WATER) SOIL Lab Sample ID: J0582-22A

Sample wt/vol: 4.90 (g/mL) G Lab File ID: V6H3331.D

Level: (TRACE or LOW/MED) LOW Date Received: 03/27/2010

% Moisture: not dec. 9.0 Date Analyzed: 04/04/2010

GC Column: DB-624 ID: 0.25 (mm) Dilution Factor: 1.0

Soil Extract Volume: (uL) Soil Aliquot Volume: (uL)

CONCENTRATION UNITS: (ug/L or ug/Kg) µG/KG Purge Volume: 10.0 (mL)

CAS NUMBER	COMPOUND NAME	RT	EST. CONC.	Q
E96679€[1]	Total Alkanes	N/A		

[1]EPA-designated Registry Number.

EGL

1A - FORM I VOA-1

VOLATILE ORGANICS ANALYSIS DATA SHEET

CLIENT SAMPLE NO.

690-SB-15(4.0'-5.0')-O

Lab Name: MITKEM LABORATORIES Contract:

Lab Code: MITKEM Case No.: J0582 Mod. Ref No.: SDG No.: SJ0582

Matrix: (SOIL/SED/WATER) SOIL Lab Sample ID: J0582-23A

Sample wt/vol: 4.70 (g/mL) G Lab File ID: V6H3222.D

Level: (TRACE/LOW/MED) LOW Date Received: 03/27/2010

% Moisture: not dec. 13 Date Analyzed: 03/31/2010

GC Column: DB-624 ID: 0.25 (mm) Dilution Factor: 1.0

Soil Extract Volume: (uL) Soil Aliquot Volume: (uL)

Purge Volume: 10.0 (mL)

CAS NO.	COMPOUND	CONCENTRATION UNITS: (ug/L or ug/Kg) µG/KG	Q
74-87-3	Chloromethane	6.1	U
75-01-4	Vinyl chloride	1.4	J
74-83-9	Bromomethane	6.1	U
75-00-3	Chloroethane	6.1	U
75-69-4	Trichlorofluoromethane	6.1	U
75-35-4	1,1-Dichloroethene	6.1	U
67-64-1	Acetone	6.1	U
75-15-0	Carbon disulfide	6.9	
75-09-2	Methylene chloride	6.1	U
156-60-5	trans-1,2-Dichloroethene	6.1	U
1634-04-4	Methyl tert-butyl ether	6.1	U
75-34-3	1,1-Dichloroethane	6.1	U
108-05-4	Vinyl acetate	6.1	U
78-93-3	2-Butanone	6.1	U
156-59-2	cis-1,2-Dichloroethene	6.5	
67-66-3	Chloroform	6.1	U
71-55-6	1,1,1-Trichloroethane	6.1	U
56-23-5	Carbon tetrachloride	6.1	U
107-06-2	1,2-Dichloroethane	6.1	U
71-43-2	Benzene	6.1	U
79-01-6	Trichloroethene	28	
78-87-5	1,2-Dichloropropane	6.1	U
75-27-4	Bromodichloromethane	6.1	U
10061-01-5	cis-1,3-Dichloropropene	6.1	U
108-10-1	4-Methyl-2-pentanone	6.1	U
108-88-3	Toluene	2.3	J
10061-02-6	trans-1,3-Dichloropropene	6.1	U
79-00-5	1,1,2-Trichloroethane	6.1	U
127-18-4	Tetrachloroethene	65	
591-78-6	2-Hexanone	6.1	U
124-48-1	Dibromochloromethane	6.1	U
108-90-7	Chlorobenzene	6.1	U
100-41-4	Ethylbenzene	24	
1330-20-7	m,p-Xylene	73	
95-47-6	o-Xylene	22	

1B - FORM I VOA-2

VOLATILE ORGANICS ANALYSIS DATA SHEET

CLIENT SAMPLE NO.

690-SB-15(4.0'-5.0')-O

Lab Name: MITKEM LABORATORIES Contract:

Lab Code: MITKEM Case No.: J0582 Mod. Ref No.: SDG No.: SJ0582

Matrix: (SOIL/SED/WATER) SOIL Lab Sample ID: J0582-23A

Sample wt/vol: 4.70 (g/mL) G Lab File ID: V6H3222.D

Level: (TRACE/LOW/MED) LOW Date Received: 03/27/2010

% Moisture: not dec. 13 Date Analyzed: 03/31/2010

GC Column: DB-624 ID: 0.25 (mm) Dilution Factor: 1.0

Soil Extract Volume: (uL) Soil Aliquot Volume: (uL)

Purge Volume: 10.0 (mL)

CAS NO.	COMPOUND	CONCENTRATION UNITS: (ug/L or ug/Kg) µG/KG	Q
1330-20-7	Xylene (Total)	95	
100-42-5	Styrene	6.1	U
75-25-2	Bromoform	6.1	U
98-82-8	Isopropylbenzene	4.8	J
79-34-5	1,1,2,2-Tetrachloroethane	6.1	U
103-65-1	n-Propylbenzene	6.1	U
108-67-8	1,3,5-Trimethylbenzene	4.3	J
98-06-6	tert-Butylbenzene	6.1	U
95-63-6	1,2,4-Trimethylbenzene	9.9	
135-98-8	sec-Butylbenzene	6.1	U
99-87-6	4-Isopropyltoluene	13	
541-73-1	1,3-Dichlorobenzene	6.1	U
106-46-7	1,4-Dichlorobenzene	6.1	U
104-51-8	n-Butylbenzene	4.7	J
95-50-1	1,2-Dichlorobenzene	6.1	U
91-20-3	Naphthalene	12	~~U~~ U
110-75-8	2-Chloroethyl vinyl ether	6.1	~~U~~ R

EGL

1J - FORM I VOA-TIC

VOLATILE ORGANICS ANALYSIS DATA SHEET

TENTATIVELY IDENTIFIED COMPOUNDS

EPA SAMPLE NO.

690-SB-15(4.0'-5.0')-O

Lab Name: MITKEM LABORATORIES Contract:

Lab Code: MITKEM Case No.: J0582 Mod. Ref No.: SDG No.: SJ0582

Matrix: (SOIL/SED/WATER) SOIL Lab Sample ID: J0582-23A

Sample wt/vol: 4.70 (g/mL) G Lab File ID: V6H3222.D

Level: (TRACE or LOW/MED) LOW Date Received: 03/27/2010

% Moisture: not dec. 13 Date Analyzed: 03/31/2010

GC Column: DB-624 ID: 0.25 (mm) Dilution Factor: 1.0

Soil Extract Volume: (uL) Soil Aliquot Volume: (uL)

CONCENTRATION UNITS: (ug/L or ug/Kg) µG/KG Purge Volume: 10.0 (mL)

	CAS NUMBER	COMPOUND NAME	RT	EST. CONC.	Q
01	592-27-8	Heptane, 2-methyl-	7.090	59	NJ
02	589-81-1	Heptane, 3-methyl-	7.266	49	NJ
03	111-65-9	Octane	7.789	93	NJ
04	583-57-3	Cyclohexane, 1,2-dimethyl-	7.929	36	NJ
05	1678-91-7	Cyclohexane, ethyl-	8.659	35	NJ
06		Unknown-01	13.094	35	J
07	874-41-9	Benzene, 1-ethyl-2,4-dimethy	13.179	36	NJ
08		Unknown-02	13.368	22	J
09	95-93-2	Benzene, 1,2,4,5-tetramethyl	13.629	22	NJ
10	488-23-3	Benzene, 1,2,3,4-tetramethyl	13.684	32	NJ
11		Unknown-03	14.146	36	J
	E96679[1]	Total Alkanes	N/A		

[1]EPA-designated Registry Number.

EGL

1A - FORM I VOA-1

VOLATILE ORGANICS ANALYSIS DATA SHEET

CLIENT SAMPLE NO.

690-SB-16(0'-3.0')-O

Lab Name: MITKEM LABORATORIES Contract:

Lab Code: MITKEM Case No.: J0582 Mod. Ref No.: SDG No.: SJ0582

Matrix: (SOIL/SED/WATER) SOIL Lab Sample ID: J0582-24A

Sample wt/vol: 4.90 (g/mL) G Lab File ID: V6H3223.D

Level: (TRACE/LOW/MED) LOW Date Received: 03/27/2010

% Moisture: not dec. 10 Date Analyzed: 03/31/2010

GC Column: DB-624 ID: 0.25 (mm) Dilution Factor: 1.0

Soil Extract Volume: (uL) Soil Aliquot Volume: (uL)

Purge Volume: 10.0 (mL)

CAS NO.	COMPOUND	CONCENTRATION UNITS: (ug/L or ug/Kg) µG/KG	Q
74-87-3	Chloromethane	5.7	U J
75-01-4	Vinyl chloride	5.7	U
74-83-9	Bromomethane	5.7	U
75-00-3	Chloroethane	5.7	U
75-69-4	Trichlorofluoromethane	5.7	U
75-35-4	1,1-Dichloroethene	5.7	U
67-64-1	Acetone	5.7	U
75-15-0	Carbon disulfide	5.7	U
75-09-2	Methylene chloride	2.2	J
156-60-5	trans-1,2-Dichloroethene	5.7	U J
1634-04-4	Methyl tert-butyl ether	5.7	U
75-34-3	1,1-Dichloroethane	5.7	U
108-05-4	Vinyl acetate	5.7	U
78-93-3	2-Butanone	5.7	U
156-59-2	cis-1,2-Dichloroethene	3.1	J
67-66-3	Chloroform	5.7	U J
71-55-6	1,1,1-Trichloroethane	5.7	U
56-23-5	Carbon tetrachloride	5.7	U
107-06-2	1,2-Dichloroethane	5.7	U
71-43-2	Benzene	5.7	U
79-01-6	Trichloroethene	17	J
78-87-5	1,2-Dichloropropane	5.7	U J
75-27-4	Bromodichloromethane	5.7	U
10061-01-5	cis-1,3-Dichloropropene	5.7	U
108-10-1	4-Methyl-2-pentanone	5.7	U
108-88-3	Toluene	5.7	U
10061-02-6	trans-1,3-Dichloropropene	5.7	U
79-00-5	1,1,2-Trichloroethane	5.7	U
127-18-4	Tetrachloroethene	5.7	U
591-78-6	2-Hexanone	5.7	U
124-48-1	Dibromochloromethane	5.7	U
108-90-7	Chlorobenzene	5.7	U
100-41-4	Ethylbenzene	5.7	U
1330-20-7	m,p-Xylene	5.7	U
95-47-6	o-Xylene	5.7	U

EGL

1B - FORM I VOA-2

VOLATILE ORGANICS ANALYSIS DATA SHEET

CLIENT SAMPLE NO.

690-SB-16(0'-3.0')-O

Lab Name: MITKEM LABORATORIES Contract:

Lab Code: MITKEM Case No.: J0582 Mod. Ref No.: SDG No.: SJ0582

Matrix: (SOIL/SED/WATER) SOIL Lab Sample ID: J0582-24A

Sample wt/vol: 4.90 (g/mL) G Lab File ID: V6H3223.D

Level: (TRACE/LOW/MED) LOW Date Received: 03/27/2010

% Moisture: not dec. 10 Date Analyzed: 03/31/2010

GC Column: DB-624 ID: 0.25 (mm) Dilution Factor: 1.0

Soil Extract Volume: (uL) Soil Aliquot Volume: (uL)

Purge Volume: 10.0 (mL)

CAS NO.	COMPOUND	CONCENTRATION UNITS: (ug/L or ug/Kg) µG/KG	Q
1330-20-7	Xylene (Total)	5.7	U J
100-42-5	Styrene	5.7	U
75-25-2	Bromoform	5.7	U
98-82-8	Isopropylbenzene	5.7	U
79-34-5	1,1,2,2-Tetrachloroethane	5.7	U
103-65-1	n-Propylbenzene	5.7	U
108-67-8	1,3,5-Trimethylbenzene	5.7	U
98-06-6	tert-Butylbenzene	5.7	U
95-63-6	1,2,4-Trimethylbenzene	5.7	U
135-98-8	sec-Butylbenzene	5.7	U
99-87-6	4-Isopropyltoluene	5.7	U
541-73-1	1,3-Dichlorobenzene	5.7	U
106-46-7	1,4-Dichlorobenzene	5.7	U
104-51-8	n-Butylbenzene	5.7	U
95-50-1	1,2-Dichlorobenzene	5.7	U
91-20-3	Naphthalene	5.7	U J
110-75-8	2-Chloroethyl vinyl ether	5.7	~~U~~ R

EGL

1J - FORM I VOA-TIC

VOLATILE ORGANICS ANALYSIS DATA SHEET

TENTATIVELY IDENTIFIED COMPOUNDS

CLIENT SAMPLE NO.

690-SB-16(0'-3.0')-O

Lab Name: MITKEM LABORATORIES Contract:

Lab Code: MITKEM Case No.: J0582 Mod. Ref No.: SDG No.: SJ0582

Matrix: (SOIL/SED/WATER) SOIL Lab Sample ID: J0582-24A

Sample wt/vol: 4.90 (g/mL) G Lab File ID: V6H3223.D

Level: (TRACE or LOW/MED) LOW Date Received: 03/27/2010

% Moisture: not dec. 10 Date Analyzed: 03/31/2010

GC Column: DB-624 ID: 0.25 (mm) Dilution Factor: 1.0

Soil Extract Volume: (uL) Soil Aliquot Volume: (uL)

CONCENTRATION UNITS: (ug/L or ug/Kg) µG/KG Purge Volume: 10.0 (mL)

CAS NUMBER	COMPOUND NAME	RT	EST. CONC.	Q
E966796[1]	Total Alkanes	N/A		

[1]EPA-designated Registry Number.

EGL

1A - FORM I VOA-1

VOLATILE ORGANICS ANALYSIS DATA SHEET

CLIENT SAMPLE NO.

690-SB-17(0'-4.0')-O

Lab Name: MITKEM LABORATORIES Contract:

Lab Code: MITKEM Case No.: J0582 Mod. Ref No.: SDG No.: SJ0582

Matrix: (SOIL/SED/WATER) SOIL Lab Sample ID: J0582-25A

Sample wt/vol: 5.10 (g/mL) G Lab File ID: V6H3332.D

Level: (TRACE/LOW/MED) LOW Date Received: 03/27/2010

% Moisture: not dec. 8.0 Date Analyzed: 04/04/2010

GC Column: DB-624 ID: 0.25 (mm) Dilution Factor: 1.0

Soil Extract Volume: (uL) Soil Aliquot Volume: (uL)

Purge Volume: 10.0 (mL)

CAS NO.	COMPOUND	CONCENTRATION UNITS: (ug/L or ug/Kg) µG/KG	Q
74-87-3	Chloromethane	5.3	UJ
75-01-4	Vinyl chloride	5.3	U
74-83-9	Bromomethane	5.3	U
75-00-3	Chloroethane	5.3	U
75-69-4	Trichlorofluoromethane	5.3	U
75-35-4	1,1-Dichloroethene	5.3	UJ
67-64-1	Acetone	5.3	U
75-15-0	Carbon disulfide	5.3	U
75-09-2	Methylene chloride	5.3	U
156-60-5	trans-1,2-Dichloroethene	5.3	U
1634-04-4	Methyl tert-butyl ether	5.3	U
75-34-3	1,1-Dichloroethane	5.3	U
108-05-4	Vinyl acetate	5.3	U
78-93-3	2-Butanone	5.3	U
156-59-2	cis-1,2-Dichloroethene	3.5	J
67-66-3	Chloroform	5.3	UJ
71-55-6	1,1,1-Trichloroethane	5.3	U
56-23-5	Carbon tetrachloride	5.3	U
107-06-2	1,2-Dichloroethane	5.3	U
71-43-2	Benzene	5.3	U
79-01-6	Trichloroethene	67	J
78-87-5	1,2-Dichloropropane	5.3	UJ
75-27-4	Bromodichloromethane	5.3	U
10061-01-5	cis-1,3-Dichloropropene	5.3	U
108-10-1	4-Methyl-2-pentanone	5.3	U
108-88-3	Toluene	5.3	U
10061-02-6	trans-1,3-Dichloropropene	5.3	U
79-00-5	1,1,2-Trichloroethane	5.3	U
127-18-4	Tetrachloroethene	5.3	U
591-78-6	2-Hexanone	5.3	U
124-48-1	Dibromochloromethane	5.3	U
108-90-7	Chlorobenzene	5.3	U
100-41-4	Ethylbenzene	5.3	U
1330-20-7	m,p-Xylene	5.3	U
95-47-6	o-Xylene	5.3	U

1B - FORM I VOA-2

VOLATILE ORGANICS ANALYSIS DATA SHEET

CLIENT SAMPLE NO.

690-SB-17(0'-4.0')-O

Lab Name: MITKEM LABORATORIES Contract:

Lab Code: MITKEM Case No.: J0582 Mod. Ref No.: SDG No.: SJ0582

Matrix: (SOIL/SED/WATER) SOIL Lab Sample ID: J0582-25A

Sample wt/vol: 5.10 (g/mL) G Lab File ID: V6H3332.D

Level: (TRACE/LOW/MED) LOW Date Received: 03/27/2010

% Moisture: not dec. 8.0 Date Analyzed: 04/04/2010

GC Column: DB-624 ID: 0.25 (mm) Dilution Factor: 1.0

Soil Extract Volume: (uL) Soil Aliquot Volume: (uL)

Purge Volume: 10.0 (mL)

CAS NO.	COMPOUND	CONCENTRATION UNITS: (ug/L or ug/Kg) µG/KG	Q
1330-20-7	Xylene (Total)	5.3	U J
100-42-5	Styrene	5.3	U
75-25-2	Bromoform	5.3	U
98-82-8	Isopropylbenzene	5.3	U
79-34-5	1,1,2,2-Tetrachloroethane	5.3	U
103-65-1	n-Propylbenzene	5.3	U
108-67-8	1,3,5-Trimethylbenzene	5.3	U
98-06-6	tert-Butylbenzene	5.3	U
95-63-6	1,2,4-Trimethylbenzene	5.3	U
135-98-8	sec-Butylbenzene	5.3	U
99-87-6	4-Isopropyltoluene	5.3	U
541-73-1	1,3-Dichlorobenzene	5.3	U
106-46-7	1,4-Dichlorobenzene	5.3	U
104-51-8	n-Butylbenzene	5.3	U
95-50-1	1,2-Dichlorobenzene	5.3	U
91-20-3	Naphthalene	5.3	U J
110-75-8	2-Chloroethyl vinyl ether	5.3	~~U~~ R

EGL

1J - FORM I VOA-TIC

VOLATILE ORGANICS ANALYSIS DATA SHEET

TENTATIVELY IDENTIFIED COMPOUNDS

CLIENT SAMPLE NO.

690-SB-17(0'-4.0')-O

Lab Name: MITKEM LABORATORIES Contract:

Lab Code: MITKEM Case No.: J0582 Mod. Ref No.: SDG No.: SJ0582

Matrix: (SOIL/SED/WATER) SOIL Lab Sample ID: J0582-25A

Sample wt/vol: 5.10 (g/mL) G Lab File ID: V6H3332.D

Level: (TRACE or LOW/MED) LOW Date Received: 03/27/2010

% Moisture: not dec. 8.0 Date Analyzed: 04/04/2010

GC Column: DB-624 ID: 0.25 (mm) Dilution Factor: 1.0

Soil Extract Volume: (uL) Soil Aliquot Volume: (uL)

CONCENTRATION UNITS: (ug/L or ug/Kg) µG/KG Purge Volume: 10.0 (mL)

CAS NUMBER	COMPOUND NAME	RT	EST. CONC.	Q
E966796[1]	Total Alkanes	N/A		

[1]EPA-designated Registry Number.

EGL

1A - FORM I VOA-1

VOLATILE ORGANICS ANALYSIS DATA SHEET

CLIENT SAMPLE NO.

690-SB-19(8.0'-10.8')-O

Lab Name: MITKEM LABORATORIES Contract:

Lab Code: MITKEM Case No.: J0582 Mod. Ref No.: SDG No.: SJ0582

Matrix: (SOIL/SED/WATER) SOIL Lab Sample ID: J0582-26A

Sample wt/vol: 4.90 (g/mL) G Lab File ID: V6H3333.D

Level: (TRACE/LOW/MED) LOW Date Received: 03/27/2010

% Moisture: not dec. 11 Date Analyzed: 04/04/2010

GC Column: DB-624 ID: 0.25 (mm) Dilution Factor: 1.0

Soil Extract Volume: (uL) Soil Aliquot Volume: (uL)

Purge Volume: 10.0 (mL)

CAS NO.	COMPOUND	CONCENTRATION UNITS: (ug/L or ug/Kg) µG/KG	Q
74-87-3	Chloromethane	5.7	U
75-01-4	Vinyl chloride	5.7	U
74-83-9	Bromomethane	5.7	U
75-00-3	Chloroethane	5.7	U
75-69-4	Trichlorofluoromethane	5.7	U
75-35-4	1,1-Dichloroethene	5.7	UJ
67-64-1	Acetone	5.7	U
75-15-0	Carbon disulfide	5.7	U
75-09-2	Methylene chloride	5.7	U
156-60-5	trans-1,2-Dichloroethene	5.7	U
1634-04-4	Methyl tert-butyl ether	5.7	U
75-34-3	1,1-Dichloroethane	5.7	U
108-05-4	Vinyl acetate	5.7	U
78-93-3	2-Butanone	5.7	U
156-59-2	cis-1,2-Dichloroethene	5.7	U
67-66-3	Chloroform	5.7	U
71-55-6	1,1,1-Trichloroethane	5.7	U
56-23-5	Carbon tetrachloride	5.7	U
107-06-2	1,2-Dichloroethane	5.7	U
71-43-2	Benzene	5.7	U
79-01-6	Trichloroethene	5.7	U
78-87-5	1,2-Dichloropropane	5.7	U
75-27-4	Bromodichloromethane	5.7	U
10061-01-5	cis-1,3-Dichloropropene	5.7	U
108-10-1	4-Methyl-2-pentanone	5.7	U
108-88-3	Toluene	5.7	U
10061-02-6	trans-1,3-Dichloropropene	5.7	U
79-00-5	1,1,2-Trichloroethane	5.7	U
127-18-4	Tetrachloroethene	5.7	U
591-78-6	2-Hexanone	5.7	U
124-48-1	Dibromochloromethane	5.7	U
108-90-7	Chlorobenzene	5.7	U
100-41-4	Ethylbenzene	5.7	U
1330-20-7	m,p-Xylene	5.7	U
95-47-6	o-Xylene	5.7	U

EGL

1B - FORM I VOA-2

VOLATILE ORGANICS ANALYSIS DATA SHEET

CLIENT SAMPLE NO.

690-SB-19(8.0'-10.8')-O

Lab Name: MITKEM LABORATORIES Contract:

Lab Code: MITKEM Case No.: J0582 Mod. Ref No.: SDG No.: SJ0582

Matrix: (SOIL/SED/WATER) SOIL Lab Sample ID: J0582-26A

Sample wt/vol: 4.90 (g/mL) G Lab File ID: V6H3333.D

Level: (TRACE/LOW/MED) LOW Date Received: 03/27/2010

% Moisture: not dec. 11 Date Analyzed: 04/04/2010

GC Column: DB-624 ID: 0.25 (mm) Dilution Factor: 1.0

Soil Extract Volume: (uL) Soil Aliquot Volume: (uL)

Purge Volume: 10.0 (mL)

CAS NO.	COMPOUND	CONCENTRATION UNITS: (ug/L or ug/Kg) µG/KG	Q
1330-20-7	Xylene (Total)	5.7	U
100-42-5	Styrene	5.7	U
75-25-2	Bromoform	5.7	U
98-82-8	Isopropylbenzene	5.7	U
79-34-5	1,1,2,2-Tetrachloroethane	5.7	U
103-65-1	n-Propylbenzene	5.7	U
108-67-8	1,3,5-Trimethylbenzene	5.7	U
98-06-6	tert-Butylbenzene	5.7	U
95-63-6	1,2,4-Trimethylbenzene	5.7	U
135-98-8	sec-Butylbenzene	5.7	U
99-87-6	4-Isopropyltoluene	5.7	U
541-73-1	1,3-Dichlorobenzene	5.7	U
106-46-7	1,4-Dichlorobenzene	5.7	U
104-51-8	n-Butylbenzene	5.7	U
95-50-1	1,2-Dichlorobenzene	5.7	U
91-20-3	Naphthalene	2.7	~~U~~ U
110-75-8	2-Chloroethyl vinyl ether	5.7	~~U~~ R

EGL

1J - FORM I VOA-TIC

VOLATILE ORGANICS ANALYSIS DATA SHEET

TENTATIVELY IDENTIFIED COMPOUNDS

EPA SAMPLE NO.

690-SB-19(8.0'-10.8')-O

Lab Name: MITKEM LABORATORIES Contract:

Lab Code: MITKEM Case No.: J0582 Mod. Ref No.: SDG No.: SJ0582

Matrix: (SOIL/SED/WATER) SOIL Lab Sample ID: J0582-26A

Sample wt/vol: 4.90 (g/mL) G Lab File ID: V6H3333.D

Level: (TRACE or LOW/MED) LOW Date Received: 03/27/2010

% Moisture: not dec. 11 Date Analyzed: 04/04/2010

GC Column: DB-624 ID: 0.25 (mm) Dilution Factor: 1.0

Soil Extract Volume: (uL) Soil Aliquot Volume: (uL)

CONCENTRATION UNITS: (ug/L or ug/Kg) µG/KG Purge Volume: 10.0 (mL)

	CAS NUMBER	COMPOUND NAME	RT	EST. CONC.	Q
01		Unknown-01	10.434	6.1	J
02		Unknown-02	11.876	6.9	J
03	493-02-7	Naphthalene, decahydro-, tra	12.728	11	NJ
04		Unknown-03	13.105	7.1	J
05	1000152-47-3	trans-Decalin, 2-methyl-	13.470	17	NJ
06		Unknown-04	13.591	9.4	J
07	1000152-47-3	trans-Decalin, 2-methyl-	13.707	11	NJ
08	1008-80-6	Naphthalene, decahydro-2,3-d	14.151	7.4	NJ
09		Unknown-05	14.321	25	J
10		Unknown-06	14.638	8.1	J
11		Unknown-07	14.966	9.0	J
	E96679[1]	Total Alkanes	N/A		

[1]EPA-designated Registry Number.

EGL

1A - FORM I VOA-1

VOLATILE ORGANICS ANALYSIS DATA SHEET

CLIENT SAMPLE NO.

690-SB-20(4.0'-6.2')-O

Lab Name: MITKEM LABORATORIES Contract:

Lab Code: MITKEM Case No.: J0582 Mod. Ref No.: SDG No.: SJ0582

Matrix: (SOIL/SED/WATER) SOIL Lab Sample ID: J0582-27A

Sample wt/vol: 4.80 (g/mL) G Lab File ID: V6H3334.D

Level: (TRACE/LOW/MED) LOW Date Received: 03/27/2010

% Moisture: not dec. 16 Date Analyzed: 04/04/2010

GC Column: DB-624 ID: 0.25 (mm) Dilution Factor: 1.0

Soil Extract Volume: (uL) Soil Aliquot Volume: (uL)

Purge Volume: 10.0 (mL)

CAS NO.	COMPOUND	CONCENTRATION UNITS: (ug/L or ug/Kg) µG/KG	Q
74-87-3	Chloromethane	6.2	UJ
75-01-4	Vinyl chloride	6.2	U
74-83-9	Bromomethane	6.2	U
75-00-3	Chloroethane	6.2	U
75-69-4	Trichlorofluoromethane	6.2	U
75-35-4	1,1-Dichloroethene	6.2	UJ
67-64-1	Acetone	6.2	U
75-15-0	Carbon disulfide	6.2	U
75-09-2	Methylene chloride	6.2	U
156-60-5	trans-1,2-Dichloroethene	6.2	U
1634-04-4	Methyl tert-butyl ether	6.2	U
75-34-3	1,1-Dichloroethane	6.2	U
108-05-4	Vinyl acetate	6.2	U
78-93-3	2-Butanone	6.2	U
156-59-2	cis-1,2-Dichloroethene	6.2	U
67-66-3	Chloroform	6.2	U
71-55-6	1,1,1-Trichloroethane	6.2	U
56-23-5	Carbon tetrachloride	6.2	U
107-06-2	1,2-Dichloroethane	6.2	U
71-43-2	Benzene	6.2	U
79-01-6	Trichloroethene	6.2	U
78-87-5	1,2-Dichloropropane	6.2	U
75-27-4	Bromodichloromethane	6.2	U
10061-01-5	cis-1,3-Dichloropropene	6.2	U
108-10-1	4-Methyl-2-pentanone	6.2	U
108-88-3	Toluene	6.2	U
10061-02-6	trans-1,3-Dichloropropene	6.2	U
79-00-5	1,1,2-Trichloroethane	6.2	U
127-18-4	Tetrachloroethene	6.2	U
591-78-6	2-Hexanone	6.2	U
124-48-1	Dibromochloromethane	6.2	U
108-90-7	Chlorobenzene	6.2	U
100-41-4	Ethylbenzene	6.2	U
1330-20-7	m,p-Xylene	6.2	U
95-47-6	o-Xylene	6.2	U

EGL

1B - FORM I VOA-2

VOLATILE ORGANICS ANALYSIS DATA SHEET

CLIENT SAMPLE NO.

690-SB-20(4.0'-6.2')-O

Lab Name: MITKEM LABORATORIES Contract:

Lab Code: MITKEM Case No.: J0582 Mod. Ref No.: SDG No.: SJ0582

Matrix: (SOIL/SED/WATER) SOIL Lab Sample ID: J0582-27A

Sample wt/vol: 4.80 (g/mL) G Lab File ID: V6H3334.D

Level: (TRACE/LOW/MED) LOW Date Received: 03/27/2010

% Moisture: not dec. 16 Date Analyzed: 04/04/2010

GC Column: DB-624 ID: 0.25 (mm) Dilution Factor: 1.0

Soil Extract Volume: (uL) Soil Aliquot Volume: (uL)

Purge Volume: 10.0 (mL)

CAS NO.	COMPOUND	CONCENTRATION UNITS: (ug/L or ug/Kg) µG/KG	Q
1330-20-7	Xylene (Total)	6.2	U J
100-42-5	Styrene	6.2	U
75-25-2	Bromoform	6.2	U
98-82-8	Isopropylbenzene	6.2	U
79-34-5	1,1,2,2-Tetrachloroethane	6.2	U
103-65-1	n-Propylbenzene	6.2	U
108-67-8	1,3,5-Trimethylbenzene	6.2	U
98-06-6	tert-Butylbenzene	6.2	U
95-63-6	1,2,4-Trimethylbenzene	6.2	U
135-98-8	sec-Butylbenzene	6.2	U
99-87-6	4-Isopropyltoluene	6.2	U
541-73-1	1,3-Dichlorobenzene	6.2	U
106-46-7	1,4-Dichlorobenzene	6.2	U
104-51-8	n-Butylbenzene	6.2	U
95-50-1	1,2-Dichlorobenzene	6.2	U
91-20-3	Naphthalene	6.2	UJ
110-75-8	2-Chloroethyl vinyl ether	6.2	~~U~~ R

EGL

1J - FORM I VOA-TIC

VOLATILE ORGANICS ANALYSIS DATA SHEET

TENTATIVELY IDENTIFIED COMPOUNDS

CLIENT SAMPLE NO.

690-SB-20(4.0'-6.2')-O

Lab Name: MITKEM LABORATORIES Contract:

Lab Code: MITKEM Case No.: J0582 Mod. Ref No.: SDG No.: SJ0582

Matrix: (SOIL/SED/WATER) SOIL Lab Sample ID: J0582-27A

Sample wt/vol: 4.80 (g/mL) G Lab File ID: V6H3334.D

Level: (TRACE or LOW/MED) LOW Date Received: 03/27/2010

% Moisture: not dec. 16 Date Analyzed: 04/04/2010

GC Column: DB-624 ID: 0.25 (mm) Dilution Factor: 1.0

Soil Extract Volume: (uL) Soil Aliquot Volume: (uL)

CONCENTRATION UNITS: (ug/L or ug/Kg) µG/KG Purge Volume: 10.0 (mL)

CAS NUMBER	COMPOUND NAME	RT	EST. CONC.	Q
E96679[1]	Total Alkanes	N/A		

[1]EPA-designated Registry Number.

EGL

1A - FORM I VOA-1

VOLATILE ORGANICS ANALYSIS DATA SHEET

CLIENT SAMPLE NO.

690-SB-21(0'-4.0')-O

Lab Name: MITKEM LABORATORIES Contract:

Lab Code: MITKEM Case No.: J0582 Mod. Ref No.: SDG No.: SJ0582

Matrix: (SOIL/SED/WATER) SOIL Lab Sample ID: J0582-28A

Sample wt/vol: 4.60 (g/mL) G Lab File ID: V6H3335.D

Level: (TRACE/LOW/MED) LOW Date Received: 03/27/2010

% Moisture: not dec. 6.0 Date Analyzed: 04/04/2010

GC Column: DB-624 ID: 0.25 (mm) Dilution Factor: 1.0

Soil Extract Volume: (uL) Soil Aliquot Volume: (uL)

Purge Volume: 10.0 (mL)

CAS NO.	COMPOUND	CONCENTRATION UNITS: (ug/L or ug/Kg) µG/KG	Q
74-87-3	Chloromethane	5.8	UJ
75-01-4	Vinyl chloride	5.8	U
74-83-9	Bromomethane	5.8	U
75-00-3	Chloroethane	5.8	U
75-69-4	Trichlorofluoromethane	5.8	U
75-35-4	1,1-Dichloroethene	5.8	UJ
67-64-1	Acetone	5.8	U
75-15-0	Carbon disulfide	5.8	U
75-09-2	Methylene chloride	5.8	U
156-60-5	trans-1,2-Dichloroethene	5.8	U
1634-04-4	Methyl tert-butyl ether	5.8	U
75-34-3	1,1-Dichloroethane	5.8	U
108-05-4	Vinyl acetate	5.8	U
78-93-3	2-Butanone	5.8	U
156-59-2	cis-1,2-Dichloroethene	5.8	U
67-66-3	Chloroform	5.8	U
71-55-6	1,1,1-Trichloroethane	5.8	U
56-23-5	Carbon tetrachloride	5.8	U
107-06-2	1,2-Dichloroethane	5.8	U
71-43-2	Benzene	5.8	U
79-01-6	Trichloroethene	2.6	J
78-87-5	1,2-Dichloropropane	5.8	UJ
75-27-4	Bromodichloromethane	5.8	U
10061-01-5	cis-1,3-Dichloropropene	5.8	U
108-10-1	4-Methyl-2-pentanone	5.8	U
108-88-3	Toluene	5.8	U
10061-02-6	trans-1,3-Dichloropropene	5.8	U
79-00-5	1,1,2-Trichloroethane	5.8	U
127-18-4	Tetrachloroethene	5.8	U
591-78-6	2-Hexanone	5.8	U
124-48-1	Dibromochloromethane	5.8	U
108-90-7	Chlorobenzene	5.8	U
100-41-4	Ethylbenzene	5.8	U
1330-20-7	m,p-Xylene	5.8	U
95-47-6	o-Xylene	5.8	U

EGL

0859

1B - FORM I VOA-2

VOLATILE ORGANICS ANALYSIS DATA SHEET

CLIENT SAMPLE NO.

690-SB-21(0'-4.0')-O

Lab Name: MITKEM LABORATORIES Contract:

Lab Code: MITKEM Case No.: J0582 Mod. Ref No.: SDG No.: SJ0582

Matrix: (SOIL/SED/WATER) SOIL Lab Sample ID: J0582-28A

Sample wt/vol: 4.60 (g/mL) G Lab File ID: V6H3335.D

Level: (TRACE/LOW/MED) LOW Date Received: 03/27/2010

% Moisture: not dec. 6.0 Date Analyzed: 04/04/2010

GC Column: DB-624 ID: 0.25 (mm) Dilution Factor: 1.0

Soil Extract Volume: (uL) Soil Aliquot Volume: (uL)

Purge Volume: 10.0 (mL)

CAS NO.	COMPOUND	CONCENTRATION UNITS: (ug/L or ug/Kg) µG/KG	Q
1330-20-7	Xylene (Total)	5.8	U J
100-42-5	Styrene	5.8	U
75-25-2	Bromoform	5.8	U
98-82-8	Isopropylbenzene	5.8	U
79-34-5	1,1,2,2-Tetrachloroethane	5.8	U
103-65-1	n-Propylbenzene	5.8	U
108-67-8	1,3,5-Trimethylbenzene	5.8	U
98-06-6	tert-Butylbenzene	5.8	U
95-63-6	1,2,4-Trimethylbenzene	5.8	U
135-98-8	sec-Butylbenzene	5.8	U
99-87-6	4-Isopropyltoluene	5.8	U
541-73-1	1,3-Dichlorobenzene	5.8	U
106-46-7	1,4-Dichlorobenzene	5.8	U
104-51-8	n-Butylbenzene	5.8	U
95-50-1	1,2-Dichlorobenzene	5.8	U J
91-20-3	Naphthalene	5.8	U J
110-75-8	2-Chloroethyl vinyl ether	5.8	~~U~~ R

EGL

1J - FORM I VOA-TIC

VOLATILE ORGANICS ANALYSIS DATA SHEET

TENTATIVELY IDENTIFIED COMPOUNDS

CLIENT SAMPLE NO.

690-SB-21(0'-4.0')-O

Lab Name: MITKEM LABORATORIES Contract:

Lab Code: MITKEM Case No.: J0582 Mod. Ref No.: SDG No.: SJ0582

Matrix: (SOIL/SED/WATER) SOIL Lab Sample ID: J0582-28A

Sample wt/vol: 4.60 (g/mL) G Lab File ID: V6H3335.D

Level: (TRACE or LOW/MED) LOW Date Received: 03/27/2010

% Moisture: not dec. 6.0 Date Analyzed: 04/04/2010

GC Column: DB-624 ID: 0.25 (mm) Dilution Factor: 1.0

Soil Extract Volume: (uL) Soil Aliquot Volume: (uL)

CONCENTRATION UNITS: (ug/L or ug/Kg) µG/KG Purge Volume: 10.0 (mL)

CAS NUMBER	COMPOUND NAME	RT	EST. CONC.	Q
E966796[1]	Total Alkanes	N/A		

[1]EPA-designated Registry Number.

EGL

1A - FORM I VOA-1

VOLATILE ORGANICS ANALYSIS DATA SHEET

EPA SAMPLE NO.

690-SB-A(4.0'-5.9')-D

Lab Name: MITKEM LABORATORIES Contract:

Lab Code: MITKEM Case No.: J0582 Mod. Ref No.: SDG No.: SJ0582

Matrix: (SOIL/SED/WATER) SOIL Lab Sample ID: J0582-30A

Sample wt/vol: 5.10 (g/mL) G Lab File ID: V6H3336A.D

Level: (TRACE/LOW/MED) LOW Date Received: 03/27/2010

% Moisture: not dec. 11 Date Analyzed: 04/04/2010

GC Column: DB-624 ID: 0.25 (mm) Dilution Factor: 1.0

Soil Extract Volume: (uL) Soil Aliquot Volume: (uL)

Purge Volume: 10.0 (mL)

CAS NO.	COMPOUND	CONCENTRATION UNITS: (ug/L or ug/Kg) µG/KG	Q
74-87-3	Chloromethane	5.5	U
75-01-4	Vinyl chloride	5.5	U
74-83-9	Bromomethane	5.5	U
75-00-3	Chloroethane	5.5	U
75-69-4	Trichlorofluoromethane	5.5	U
75-35-4	1,1-Dichloroethene	5.5	UJ
67-64-1	Acetone	5.5	U
75-15-0	Carbon disulfide	5.5	U
75-09-2	Methylene chloride	5.5	U
156-60-5	trans-1,2-Dichloroethene	5.5	U
1634-04-4	Methyl tert-butyl ether	5.5	U
75-34-3	1,1-Dichloroethane	5.5	U
108-05-4	Vinyl acetate	5.5	U
78-93-3	2-Butanone	5.5	U
156-59-2	cis-1,2-Dichloroethene	5.5	U
67-66-3	Chloroform	5.5	U
71-55-6	1,1,1-Trichloroethane	5.5	U
56-23-5	Carbon tetrachloride	5.5	U
107-06-2	1,2-Dichloroethane	5.5	U
71-43-2	Benzene	5.5	U
79-01-6	Trichloroethene	5.5	U
78-87-5	1,2-Dichloropropane	5.5	U
75-27-4	Bromodichloromethane	5.5	U
10061-01-5	cis-1,3-Dichloropropene	5.5	U
108-10-1	4-Methyl-2-pentanone	5.5	U
108-88-3	Toluene	5.5	U
10061-02-6	trans-1,3-Dichloropropene	5.5	U
79-00-5	1,1,2-Trichloroethane	5.5	U
127-18-4	Tetrachloroethene	5.5	U
591-78-6	2-Hexanone	5.5	U
124-48-1	Dibromochloromethane	5.5	U
108-90-7	Chlorobenzene	5.5	U
100-41-4	Ethylbenzene	5.5	U
1330-20-7	m,p-Xylene	28	
95-47-6	o-Xylene	5.5	U

1B - FORM I VOA-2

VOLATILE ORGANICS ANALYSIS DATA SHEET

CLIENT SAMPLE NO.

690-SB-A(4.0'-5.9')-D

Lab Name: MITKEM LABORATORIES Contract:

Lab Code: MITKEM Case No.: J0582 Mod. Ref No.: SDG No.: SJ0582

Matrix: (SOIL/SED/WATER) SOIL Lab Sample ID: J0582-30A

Sample wt/vol: 5.10 (g/mL) G Lab File ID: V6H3336A.D

Level: (TRACE/LOW/MED) LOW Date Received: 03/27/2010

% Moisture: not dec. 11 Date Analyzed: 04/04/2010

GC Column: DB-624 ID: 0.25 (mm) Dilution Factor: 1.0

Soil Extract Volume: (uL) Soil Aliquot Volume: (uL)

Purge Volume: 10.0 (mL)

CAS NO.	COMPOUND	CONCENTRATION UNITS: (ug/L or ug/Kg) µG/KG	Q
1330-20-7	Xylene (Total)	28	
100-42-5	Styrene	5.5	U
75-25-2	Bromoform	5.5	U
98-82-8	Isopropylbenzene	34	
79-34-5	1,1,2,2-Tetrachloroethane	5.5	U
103-65-1	n-Propylbenzene	33	
108-67-8	1,3,5-Trimethylbenzene	4.7	J
98-06-6	tert-Butylbenzene	5.5	U
95-63-6	1,2,4-Trimethylbenzene	75	
135-98-8	sec-Butylbenzene	8.7	
99-87-6	4-Isopropyltoluene	8.4	
541-73-1	1,3-Dichlorobenzene	5.5	U
106-46-7	1,4-Dichlorobenzene	5.5	U
104-51-8	n-Butylbenzene	9.1	
95-50-1	1,2-Dichlorobenzene	6.2	
91-20-3	Naphthalene	5.6	~~J~~ U
110-75-8	2-Chloroethyl vinyl ether	5.5	~~U~~ R

EGL

1J - FORM I VOA-TIC

VOLATILE ORGANICS ANALYSIS DATA SHEET

TENTATIVELY IDENTIFIED COMPOUNDS

EPA SAMPLE NO.

690-SB-A(4.0'-5.9')-D

Lab Name: MITKEM LABORATORIES Contract:

Lab Code: MITKEM Case No.: J0582 Mod. Ref No.: SDG No.: SJ0582

Matrix: (SOIL/SED/WATER) SOIL Lab Sample ID: J0582-30A

Sample wt/vol: 5.10 (g/mL) G Lab File ID: V6H3336A.D

Level: (TRACE or LOW/MED) LOW Date Received: 03/27/2010

% Moisture: not dec. 11 Date Analyzed: 04/04/2010

GC Column: DB-624 ID: 0.25 (mm) Dilution Factor: 1.0

Soil Extract Volume: (uL) Soil Aliquot Volume: (uL)

CONCENTRATION UNITS: (ug/L or ug/Kg) µG/KG Purge Volume: 10.0 (mL)

	CAS NUMBER	COMPOUND NAME	RT	EST. CONC.	Q
01	3073-66-3	Cyclohexane, 1,1,3-trimethyl	8.734	470	NJ
02	1795-27-3	Cyclohexane, 1,3,5-trimethyl	9.026	270	NJ
03		Unknown-01	9.087	240	J
04	2216-33-3	Octane, 3-methyl-	9.245	290	NJ
05	3728-56-1	1-Ethyl-4-methylcyclohexane	9.726	360	NJ
06	4923-77-7	Cyclohexane, 1-ethyl-2-methy	10.133	390	NJ
07		Unknown-02	10.431	500	J
08	696-29-7	Cyclohexane, (1-methylethyl)	10.547	330	NJ
09		Unknown-03	11.100	460	J
10	17302-28-2	Nonane, 2,6-dimethyl-	11.873	430	NJ
11		Unknown-04	12.962	320	J
	E966796[1]	Total Alkanes	N/A		

[1]EPA-designated Registry Number.

EGL

1A - FORM I VOA-1

VOLATILE ORGANICS ANALYSIS DATA SHEET

CLIENT SAMPLE NO.

690-SB-A2(4.0'-8.0')-D

Lab Name: MITKEM LABORATORIES Contract:

Lab Code: MITKEM Case No.: J0582 Mod. Ref No.: SDG No.: SJ0582

Matrix: (SOIL/SED/WATER) SOIL Lab Sample ID: J0582-31A

Sample wt/vol: 5.00 (g/mL) G Lab File ID: V6H3336B.D

Level: (TRACE/LOW/MED) LOW Date Received: 03/27/2010

% Moisture: not dec. 8.0 Date Analyzed: 04/04/2010

GC Column: DB-624 ID: 0.25 (mm) Dilution Factor: 1.0

Soil Extract Volume: (uL) Soil Aliquot Volume: (uL)

Purge Volume: 10.0 (mL)

CAS NO.	COMPOUND	CONCENTRATION UNITS: (ug/L or ug/Kg) µG/KG	Q
74-87-3	Chloromethane	5.4	UJ
75-01-4	Vinyl chloride	5.4	U
74-83-9	Bromomethane	5.4	U
75-00-3	Chloroethane	5.4	U
75-69-4	Trichlorofluoromethane	5.4	U
75-35-4	1,1-Dichloroethene	5.4	UJ
67-64-1	Acetone	5.4	U
75-15-0	Carbon disulfide	5.4	U
75-09-2	Methylene chloride	5.4	U
156-60-5	trans-1,2-Dichloroethene	5.4	U
1634-04-4	Methyl tert-butyl ether	5.4	U
75-34-3	1,1-Dichloroethane	5.4	U
108-05-4	Vinyl acetate	5.4	U
78-93-3	2-Butanone	5.4	U
156-59-2	cis-1,2-Dichloroethene	5.4	U
67-66-3	Chloroform	5.4	U
71-55-6	1,1,1-Trichloroethane	5.4	U
56-23-5	Carbon tetrachloride	5.4	U
107-06-2	1,2-Dichloroethane	5.4	U
71-43-2	Benzene	5.4	U
79-01-6	Trichloroethene	5.4	U
78-87-5	1,2-Dichloropropane	5.4	U
75-27-4	Bromodichloromethane	5.4	U
10061-01-5	cis-1,3-Dichloropropene	5.4	U
108-10-1	4-Methyl-2-pentanone	5.4	U
108-88-3	Toluene	5.4	U
10061-02-6	trans-1,3-Dichloropropene	5.4	U
79-00-5	1,1,2-Trichloroethane	5.4	U
127-18-4	Tetrachloroethene	5.4	U
591-78-6	2-Hexanone	5.4	U
124-48-1	Dibromochloromethane	5.4	U
108-90-7	Chlorobenzene	5.4	U
100-41-4	Ethylbenzene	5.4	U
1330-20-7	m,p-Xylene	5.4	U
95-47-6	o-Xylene	5.4	U

1B - FORM I VOA-2

VOLATILE ORGANICS ANALYSIS DATA SHEET

CLIENT SAMPLE NO.

690-SB-A2(4.0'-8.0')-D

Lab Name: MITKEM LABORATORIES Contract:

Lab Code: MITKEM Case No.: J0582 Mod. Ref No.: SDG No.: SJ0582

Matrix: (SOIL/SED/WATER) SOIL Lab Sample ID: J0582-31A

Sample wt/vol: 5.00 (g/mL) G Lab File ID: V6H3336B.D

Level: (TRACE/LOW/MED) LOW Date Received: 03/27/2010

% Moisture: not dec. 8.0 Date Analyzed: 04/04/2010

GC Column: DB-624 ID: 0.25 (mm) Dilution Factor: 1.0

Soil Extract Volume: (uL) Soil Aliquot Volume: (uL)

Purge Volume: 10.0 (mL)

CAS NO.	COMPOUND	CONCENTRATION UNITS: (ug/L or ug/Kg) µG/KG	Q
1330-20-7	Xylene (Total)	5.4	U J
100-42-5	Styrene	5.4	U
75-25-2	Bromoform	5.4	U
98-82-8	Isopropylbenzene	5.4	U
79-34-5	1,1,2,2-Tetrachloroethane	5.4	U
103-65-1	n-Propylbenzene	5.4	U
108-67-8	1,3,5-Trimethylbenzene	5.4	U
98-06-6	tert-Butylbenzene	5.4	U
95-63-6	1,2,4-Trimethylbenzene	5.4	U
135-98-8	sec-Butylbenzene	5.4	U
99-87-6	4-Isopropyltoluene	5.4	U
541-73-1	1,3-Dichlorobenzene	5.4	U
106-46-7	1,4-Dichlorobenzene	5.4	U
104-51-8	n-Butylbenzene	5.4	U
95-50-1	1,2-Dichlorobenzene	5.4	U
91-20-3	Naphthalene	5.4	U J
110-75-8	2-Chloroethyl vinyl ether	5.4	~~U~~ R

EGL

1J - FORM I VOA-TIC

VOLATILE ORGANICS ANALYSIS DATA SHEET

TENTATIVELY IDENTIFIED COMPOUNDS

CLIENT SAMPLE NO.

690-SB-A2(4.0'-8.0')-D

Lab Name: MITKEM LABORATORIES Contract:

Lab Code: MITKEM Case No.: J0582 Mod. Ref No.: SDG No.: SJ0582

Matrix: (SOIL/SED/WATER) SOIL Lab Sample ID: J0582-31A

Sample wt/vol: 5.00 (g/mL) G Lab File ID: V6H3336B.D

Level: (TRACE or LOW/MED) LOW Date Received: 03/27/2010

% Moisture: not dec. 8.0 Date Analyzed: 04/04/2010

GC Column: DB-624 ID: 0.25 (mm) Dilution Factor: 1.0

Soil Extract Volume: (uL) Soil Aliquot Volume: (uL)

CONCENTRATION UNITS: (ug/L or ug/Kg) µG/KG Purge Volume: 10.0 (mL)

CAS NUMBER	COMPOUND NAME	RT	EST. CONC.	Q
E96679€[1]	Total Alkanes	N/A		

[1]EPA-designated Registry Number.

EGL

1A - FORM I VOA-1

VOLATILE ORGANICS ANALYSIS DATA SHEET

CLIENT SAMPLE NO.

690-FB1-O

Lab Name: MITKEM LABORATORIES Contract:

Lab Code: MITKEM Case No.: J0582 Mod. Ref No.: SDG No.: SJ0582

Matrix: (SOIL/SED/WATER) WATER Lab Sample ID: J0582-32A

Sample wt/vol: 5.00 (g/mL) ML Lab File ID: V2L5417.D

Level: (TRACE/LOW/MED) LOW Date Received: 03/27/2010

% Moisture: not dec. Date Analyzed: 04/05/2010

GC Column: DB-624 ID: 0.25 (mm) Dilution Factor: 1.0

Soil Extract Volume: (uL) Soil Aliquot Volume: (uL)

Purge Volume: 5.0 (mL)

CAS NO.	COMPOUND	CONCENTRATION UNITS: (ug/L or ug/Kg) µG/L	Q
74-87-3	Chloromethane	5.0	U
75-01-4	Vinyl chloride	5.0	U
74-83-9	Bromomethane	5.0	U
75-00-3	Chloroethane	5.0	U
75-69-4	Trichlorofluoromethane	5.0	U
75-35-4	1,1-Dichloroethene	5.0	U
67-64-1	Acetone	5.0	U
75-15-0	Carbon disulfide	5.0	U
75-09-2	Methylene chloride	5.0	U
156-60-5	trans-1,2-Dichloroethene	5.0	U
1634-04-4	Methyl tert-butyl ether	5.0	U
75-34-3	1,1-Dichloroethane	5.0	U
108-05-4	Vinyl acetate	5.0	U
78-93-3	2-Butanone	5.0	U
156-59-2	cis-1,2-Dichloroethene	5.0	U
67-66-3	Chloroform	5.0	U
71-55-6	1,1,1-Trichloroethane	5.0	U
56-23-5	Carbon tetrachloride	5.0	U
107-06-2	1,2-Dichloroethane	5.0	U
71-43-2	Benzene	5.0	U
79-01-6	Trichloroethene	5.0	U
78-87-5	1,2-Dichloropropane	5.0	U
75-27-4	Bromodichloromethane	5.0	U
10061-01-5	cis-1,3-Dichloropropene	5.0	U
108-10-1	4-Methyl-2-pentanone	5.0	U
108-88-3	Toluene	5.0	U
10061-02-6	trans-1,3-Dichloropropene	5.0	U
79-00-5	1,1,2-Trichloroethane	5.0	U
127-18-4	Tetrachloroethene	5.0	U
591-78-6	2-Hexanone	5.0	U
124-48-1	Dibromochloromethane	5.0	U
108-90-7	Chlorobenzene	5.0	U
100-41-4	Ethylbenzene	5.0	U
1330-20-7	m,p-Xylene	5.0	U
95-47-6	o-Xylene	5.0	U

1B - FORM I VOA-2

VOLATILE ORGANICS ANALYSIS DATA SHEET

CLIENT SAMPLE NO.

690-FB1-O

Lab Name: MITKEM LABORATORIES Contract:

Lab Code: MITKEM Case No.: J0582 Mod. Ref No.: SDG No.: SJ0582

Matrix: (SOIL/SED/WATER) WATER Lab Sample ID: J0582-32A

Sample wt/vol: 5.00 (g/mL) ML Lab File ID: V2L5417.D

Level: (TRACE/LOW/MED) LOW Date Received: 03/27/2010

% Moisture: not dec. Date Analyzed: 04/05/2010

GC Column: DB-624 ID: 0.25 (mm) Dilution Factor: 1.0

Soil Extract Volume: (uL) Soil Aliquot Volume: (uL)

Purge Volume: 5.0 (mL)

CAS NO.	COMPOUND	CONCENTRATION UNITS: (ug/L or ug/Kg) µG/L	Q
1330-20-7	Xylene (Total)	5.0	U
100-42-5	Styrene	5.0	U
75-25-2	Bromoform	5.0	U
98-82-8	Isopropylbenzene	5.0	U
79-34-5	1,1,2,2-Tetrachloroethane	5.0	U
103-65-1	n-Propylbenzene	5.0	U
108-67-8	1,3,5-Trimethylbenzene	5.0	U
98-06-6	tert-Butylbenzene	5.0	U
95-63-6	1,2,4-Trimethylbenzene	5.0	U
135-98-8	sec-Butylbenzene	5.0	U
99-87-6	4-Isopropyltoluene	5.0	U
541-73-1	1,3-Dichlorobenzene	5.0	U
106-46-7	1,4-Dichlorobenzene	5.0	U
104-51-8	n-Butylbenzene	5.0	U
95-50-1	1,2-Dichlorobenzene	5.0	U
91-20-3	Naphthalene	2.3	J
110-75-8	2-Chloroethyl vinyl ether	5.0	U

EGL

1J - FORM I VOA-TIC

VOLATILE ORGANICS ANALYSIS DATA SHEET

TENTATIVELY IDENTIFIED COMPOUNDS

EPA SAMPLE NO.

690-FB1-O

Lab Name: MITKEM LABORATORIES Contract:

Lab Code: MITKEM Case No.: J0582 Mod. Ref No.: SDG No.: SJ0582

Matrix: (SOIL/SED/WATER) WATER Lab Sample ID: J0582-32A

Sample wt/vol: 5.00 (g/mL) ML Lab File ID: V2L5417.D

Level: (TRACE or LOW/MED) LOW Date Received: 03/27/2010

% Moisture: not dec. Date Analyzed: 04/05/2010

GC Column: DB-624 ID: 0.25 (mm) Dilution Factor: 1.0

Soil Extract Volume: (uL) Soil Aliquot Volume: (uL)

CONCENTRATION UNITS: (ug/L or ug/Kg) µG/L Purge Volume: 5.0 (mL)

	CAS NUMBER	COMPOUND NAME	RT	EST. CONC.	Q
01	75-28-5	Isobutane	2.078	15	NJ
02	90-12-0	Naphthalene, 1-methyl-	17.003	6.4	NJ
03	90-12-0	Naphthalene, 1-methyl-	17.212	7.2	NJ
04	581-40-8	Naphthalene, 2,3-dimethyl-	18.270	5.8	NJ
05	581-40-8	Naphthalene, 2,3-dimethyl-	18.480	6.6	NJ
	E96679€[1]	Total Alkanes	N/A		

[1]EPA-designated Registry Number.

EGL

1A - FORM I VOA-1

VOLATILE ORGANICS ANALYSIS DATA SHEET

CLIENT SAMPLE NO.

690-FB2-O

Lab Name: MITKEM LABORATORIES Contract:

Lab Code: MITKEM Case No.: J0582 Mod. Ref No.: SDG No.: SJ0582

Matrix: (SOIL/SED/WATER) WATER Lab Sample ID: J0582-33A

Sample wt/vol: 5.00 (g/mL) ML Lab File ID: V2L5418.D

Level: (TRACE/LOW/MED) LOW Date Received: 03/27/2010

% Moisture: not dec. Date Analyzed: 04/05/2010

GC Column: DB-624 ID: 0.25 (mm) Dilution Factor: 1.0

Soil Extract Volume: (uL) Soil Aliquot Volume: (uL)

Purge Volume: 5.0 (mL)

CAS NO.	COMPOUND	CONCENTRATION UNITS: (ug/L or ug/Kg) µG/L	Q
74-87-3	Chloromethane	5.0	U
75-01-4	Vinyl chloride	5.0	U
74-83-9	Bromomethane	5.0	U
75-00-3	Chloroethane	5.0	U
75-69-4	Trichlorofluoromethane	5.0	U
75-35-4	1,1-Dichloroethene	5.0	U
67-64-1	Acetone	5.0	U
75-15-0	Carbon disulfide	5.0	U
75-09-2	Methylene chloride	5.0	U
156-60-5	trans-1,2-Dichloroethene	5.0	U
1634-04-4	Methyl tert-butyl ether	5.0	U
75-34-3	1,1-Dichloroethane	5.0	U
108-05-4	Vinyl acetate	5.0	U
78-93-3	2-Butanone	5.0	U
156-59-2	cis-1,2-Dichloroethene	5.0	U
67-66-3	Chloroform	5.0	U
71-55-6	1,1,1-Trichloroethane	5.0	U
56-23-5	Carbon tetrachloride	5.0	U
107-06-2	1,2-Dichloroethane	5.0	U
71-43-2	Benzene	5.0	U
79-01-6	Trichloroethene	5.0	U
78-87-5	1,2-Dichloropropane	5.0	U
75-27-4	Bromodichloromethane	5.0	U
10061-01-5	cis-1,3-Dichloropropene	5.0	U
108-10-1	4-Methyl-2-pentanone	5.0	U
108-88-3	Toluene	5.0	U
10061-02-6	trans-1,3-Dichloropropene	5.0	U
79-00-5	1,1,2-Trichloroethane	5.0	U
127-18-4	Tetrachloroethene	5.0	U
591-78-6	2-Hexanone	5.0	U
124-48-1	Dibromochloromethane	5.0	U
108-90-7	Chlorobenzene	5.0	U
100-41-4	Ethylbenzene	5.0	U
1330-20-7	m,p-Xylene	5.0	U
95-47-6	o-Xylene	5.0	U

1B - FORM I VOA-2

VOLATILE ORGANICS ANALYSIS DATA SHEET

CLIENT SAMPLE NO.

690-FB2-O

Lab Name: MITKEM LABORATORIES Contract:

Lab Code: MITKEM Case No.: J0582 Mod. Ref No.: SDG No.: SJ0582

Matrix: (SOIL/SED/WATER) WATER Lab Sample ID: J0582-33A

Sample wt/vol: 5.00 (g/mL) ML Lab File ID: V2L5418.D

Level: (TRACE/LOW/MED) LOW Date Received: 03/27/2010

% Moisture: not dec. Date Analyzed: 04/05/2010

GC Column: DB-624 ID: 0.25 (mm) Dilution Factor: 1.0

Soil Extract Volume: (uL) Soil Aliquot Volume: (uL)

Purge Volume: 5.0 (mL)

CAS NO.	COMPOUND	CONCENTRATION UNITS: (ug/L or ug/Kg) µG/L	Q
1330-20-7	Xylene (Total)	5.0	U
100-42-5	Styrene	5.0	U
75-25-2	Bromoform	5.0	U
98-82-8	Isopropylbenzene	5.0	U
79-34-5	1,1,2,2-Tetrachloroethane	5.0	U
103-65-1	n-Propylbenzene	5.0	U
108-67-8	1,3,5-Trimethylbenzene	5.0	U
98-06-6	tert-Butylbenzene	5.0	U
95-63-6	1,2,4-Trimethylbenzene	5.0	U
135-98-8	sec-Butylbenzene	5.0	U
99-87-6	4-Isopropyltoluene	5.0	U
541-73-1	1,3-Dichlorobenzene	5.0	U
106-46-7	1,4-Dichlorobenzene	5.0	U
104-51-8	n-Butylbenzene	5.0	U
95-50-1	1,2-Dichlorobenzene	5.0	U
91-20-3	Naphthalene	5.0	U
110-75-8	2-Chloroethyl vinyl ether	5.0	U

EGL

1J - FORM I VOA-TIC

VOLATILE ORGANICS ANALYSIS DATA SHEET

TENTATIVELY IDENTIFIED COMPOUNDS

EPA SAMPLE NO.

690-FB2-O

Lab Name: MITKEM LABORATORIES Contract:

Lab Code: MITKEM Case No.: J0582 Mod. Ref No.: SDG No.: SJ0582

Matrix: (SOIL/SED/WATER) WATER Lab Sample ID: J0582-33A

Sample wt/vol: 5.00 (g/mL) ML Lab File ID: V2L5418.D

Level: (TRACE or LOW/MED) LOW Date Received: 03/27/2010

% Moisture: not dec. Date Analyzed: 04/05/2010

GC Column: DB-624 ID: 0.25 (mm) Dilution Factor: 1.0

Soil Extract Volume: (uL) Soil Aliquot Volume: (uL)

CONCENTRATION UNITS: (ug/L or ug/Kg) µG/L Purge Volume: 5.0 (mL)

	CAS NUMBER	COMPOUND NAME	RT	EST. CONC.	Q
01	75-28-5	Isobutane	2.078	20	NJ
	E96679[1]	Total Alkanes	N/A		

[1]EPA-designated Registry Number.

EGL

1A - FORM I VOA-1

VOLATILE ORGANICS ANALYSIS DATA SHEET

CLIENT SAMPLE NO.

690-SB-18(4.0'-4.6')-O

Lab Name: MITKEM LABORATORIES Contract:

Lab Code: MITKEM Case No.: J0582 Mod. Ref No.: SDG No.: SJ0582

Matrix: (SOIL/SED/WATER) SOIL Lab Sample ID: J0582-34A

Sample wt/vol: 5.10 (g/mL) G Lab File ID: V6H3337.D

Level: (TRACE/LOW/MED) LOW Date Received: 03/30/2010

% Moisture: not dec. 15 Date Analyzed: 04/04/2010

GC Column: DB-624 ID: 0.25 (mm) Dilution Factor: 1.0

Soil Extract Volume: (uL) Soil Aliquot Volume: (uL)

Purge Volume: 10.0 (mL)

CAS NO.	COMPOUND	CONCENTRATION UNITS: (ug/L or ug/Kg) µG/KG	Q
74-87-3	Chloromethane	5.8	U J
75-01-4	Vinyl chloride	5.8	U
74-83-9	Bromomethane	5.8	U
75-00-3	Chloroethane	5.8	U
75-69-4	Trichlorofluoromethane	5.8	U
75-35-4	1,1-Dichloroethene	5.8	U J
67-64-1	Acetone	5.8	U
75-15-0	Carbon disulfide	5.8	U
75-09-2	Methylene chloride	5.8	U
156-60-5	trans-1,2-Dichloroethene	5.8	U
1634-04-4	Methyl tert-butyl ether	5.8	U
75-34-3	1,1-Dichloroethane	5.8	U
108-05-4	Vinyl acetate	5.8	U
78-93-3	2-Butanone	5.8	U
156-59-2	cis-1,2-Dichloroethene	51	J
67-66-3	Chloroform	5.8	U J
71-55-6	1,1,1-Trichloroethane	5.8	U
56-23-5	Carbon tetrachloride	5.8	U
107-06-2	1,2-Dichloroethane	5.8	U
71-43-2	Benzene	5.8	U
~~79-01-6~~	~~Trichloroethene~~	~~700~~	~~E~~ e EGL
78-87-5	1,2-Dichloropropane	5.8	U J
75-27-4	Bromodichloromethane	5.8	U
10061-01-5	cis-1,3-Dichloropropene	5.8	U
108-10-1	4-Methyl-2-pentanone	5.8	U
108-88-3	Toluene	5.8	U
10061-02-6	trans-1,3-Dichloropropene	5.8	U
79-00-5	1,1,2-Trichloroethane	5.8	U
127-18-4	Tetrachloroethene	1.7	J
591-78-6	2-Hexanone	5.8	U J
124-48-1	Dibromochloromethane	5.8	U
108-90-7	Chlorobenzene	5.8	U
100-41-4	Ethylbenzene	5.8	U
1330-20-7	m,p-Xylene	5.8	U
95-47-6	o-Xylene	5.8	U

EGL

1B - FORM I VOA-2

VOLATILE ORGANICS ANALYSIS DATA SHEET

CLIENT SAMPLE NO.

690-SB-18(4.0'-4.6')-O

Lab Name: MITKEM LABORATORIES Contract:

Lab Code: MITKEM Case No.: J0582 Mod. Ref No.: SDG No.: SJ0582

Matrix: (SOIL/SED/WATER) SOIL Lab Sample ID: J0582-34A

Sample wt/vol: 5.10 (g/mL) G Lab File ID: V6H3337.D

Level: (TRACE/LOW/MED) LOW Date Received: 03/30/2010

% Moisture: not dec. 15 Date Analyzed: 04/04/2010

GC Column: DB-624 ID: 0.25 (mm) Dilution Factor: 1.0

Soil Extract Volume: (uL) Soil Aliquot Volume: (uL)

Purge Volume: 10.0 (mL)

CAS NO.	COMPOUND	CONCENTRATION UNITS: (ug/L or ug/Kg) µG/KG	Q
1330-20-7	Xylene (Total)	5.8	U J
100-42-5	Styrene	5.8	U
75-25-2	Bromoform	5.8	U
98-82-8	Isopropylbenzene	5.8	U
79-34-5	1,1,2,2-Tetrachloroethane	5.8	U
103-65-1	n-Propylbenzene	5.8	U
108-67-8	1,3,5-Trimethylbenzene	5.8	U
98-06-6	tert-Butylbenzene	5.8	U
95-63-6	1,2,4-Trimethylbenzene	5.8	U
135-98-8	sec-Butylbenzene	5.8	U
99-87-6	4-Isopropyltoluene	5.8	U
541-73-1	1,3-Dichlorobenzene	5.8	U
106-46-7	1,4-Dichlorobenzene	5.8	U
104-51-8	n-Butylbenzene	5.8	U
95-50-1	1,2-Dichlorobenzene	5.8	U
91-20-3	Naphthalene	5.8	U J
110-75-8	2-Chloroethyl vinyl ether	5.8	~~U~~ R

EGL

1J - FORM I VOA-TIC

VOLATILE ORGANICS ANALYSIS DATA SHEET

TENTATIVELY IDENTIFIED COMPOUNDS

EPA SAMPLE NO.

690-SB-18(4.0'-4.6')-OME

Lab Name: MITKEM LABORATORIES Contract:

Lab Code: MITKEM Case No.: J0582 Mod. Ref No.: SDG No.: SJ0582

Matrix: (SOIL/SED/WATER) SOIL Lab Sample ID: J0582-34A

Sample wt/vol: 5.40 (g/mL) G Lab File ID: V1L2371.D

Level: (TRACE or LOW/MED) LOW Date Received: 03/30/2010

% Moisture: not dec. 15 Date Analyzed: 04/06/2010

GC Column: DB-624 ID: 0.25 (mm) Dilution Factor: 1.0

Soil Extract Volume: (uL) Soil Aliquot Volume: (uL)

CONCENTRATION UNITS: (ug/L or ug/Kg) µG/KG Purge Volume: 10.0 (mL)

	CAS NUMBER	COMPOUND NAME	RT	EST. CONC.	Q
01	1120-21-4	Undecane	13.789	440	NJ
02	112-40-3	Dodecane	14.980	690	NJ
03	90-12-0	Naphthalene, 1-methyl-	16.861	400	NJ
04	91-57-6	Naphthalene, 2-methyl-	17.067	350	NJ
	E96679[1]	Total Alkanes	N/A		

[1]EPA-designated Registry Number.

ECoL

1A - FORM I VOA-1

VOLATILE ORGANICS ANALYSIS DATA SHEET

CLIENT SAMPLE NO.

690-SB-18(4.0'-4.6')-OME

Lab Name: MITKEM LABORATORIES Contract:

Lab Code: MITKEM Case No.: J0582 Mod. Ref No.: SDG No.: SJ0582

Matrix: (SOIL/SED/WATER) SOIL Lab Sample ID: J0582-34A

Sample wt/vol: 5.40 (g/mL) G Lab File ID: V1L2371.D

Level: (TRACE/LOW/MED) MED Date Received: 03/30/2010

% Moisture: not dec. 15 Date Analyzed: 04/06/2010

GC Column: DB-624 ID: 0.25 (mm) Dilution Factor: 1.0

Soil Extract Volume: 5000 (uL) Soil Aliquot Volume: 100.00 (uL)

Purge Volume: 5.0 (mL)

CAS NO.	COMPOUND	CONCENTRATION UNITS: (ug/L or ug/Kg) µG/KG	Q
74-87-3	Chloromethane	270	U
75-01-4	Vinyl chloride	270	U
74-83-9	Bromomethane	270	U
75-00-3	Chloroethane	270	U
75-69-4	Trichlorofluoromethane	270	U
75-35-4	1,1-Dichloroethene	270	U
67-64-1	Acetone	270	U
75-15-0	Carbon disulfide	270	U
75-09-2	Methylene chloride	270	U
156-60-5	trans-1,2-Dichloroethene	270	U
1634-04-4	Methyl tert-butyl ether	270	U
75-34-3	1,1-Dichloroethane	270	U
108-05-4	Vinyl acetate	270	U
78-93-3	2-Butanone	270	U
156-59-2	cis-1,2-Dichloroethene	270	U
67-66-3	Chloroform	270	U
71-55-6	1,1,1-Trichloroethane	270	U
56-23-5	Carbon tetrachloride	270	U
107-06-2	1,2-Dichloroethane	270	U
71-43-2	Benzene	270	U
79-01-6	Trichloroethene	2800	
78-87-5	1,2-Dichloropropane	270	U
75-27-4	Bromodichloromethane	270	U
10061-01-5	cis-1,3-Dichloropropene	270	U
108-10-1	4-Methyl-2-pentanone	270	U
108-88-3	Toluene	270	U
10061-02-6	trans-1,3-Dichloropropene	270	U
79-00-5	1,1,2-Trichloroethane	270	U
127-18-4	Tetrachloroethene	270	U
591-78-6	2-Hexanone	270	U
124-48-1	Dibromochloromethane	270	U
108-90-7	Chlorobenzene	270	U
100-41-4	Ethylbenzene	270	U
1330-20-7	m,p-Xylene	270	U
95-47-6	o-Xylene	270	U

EGL

EGL

SOM_002

SW846

EGL

1B - FORM I VOA-2

VOLATILE ORGANICS ANALYSIS DATA SHEET

CLIENT SAMPLE NO.

690-SB-18(4.0'-4.6')-OME

Lab Name: MITKEM LABORATORIES Contract:

Lab Code: MITKEM Case No.: J0582 Mod. Ref No.: SDG No.: SJ0582

Matrix: (SOIL/SED/WATER) SOIL Lab Sample ID: J0582-34A

Sample wt/vol: 5.40 (g/mL) G Lab File ID: V1L2371.D

Level: (TRACE/LOW/MED) MED Date Received: 03/30/2010

% Moisture: not dec. 15 Date Analyzed: 04/06/2010

GC Column: DB-624 ID: 0.25 (mm) Dilution Factor: 1.0

Soil Extract Volume: 5000 (uL) Soil Aliquot Volume: 100.00 (uL)

Purge Volume: 5.0 (mL)

CAS NO.	COMPOUND	CONCENTRATION UNITS: (ug/L or ug/Kg) µG/KG	Q
1330-20-7	Xylene (Total)	270	U
100-42-5	Styrene	270	U
75-25-2	Bromoform	270	U
98-82-8	Isopropylbenzene	270	U
79-34-5	1,1,2,2-Tetrachloroethane	270	U
103-65-1	n-Propylbenzene	270	U
108-67-8	1,3,5-Trimethylbenzene	270	U
98-06-6	tert-Butylbenzene	270	U
95-63-6	1,2,4-Trimethylbenzene	270	U
135-98-8	sec-Butylbenzene	270	U
99-87-6	4-Isopropyltoluene	270	U
541-73-1	1,3-Dichlorobenzene	270	U
106-46-7	1,4-Dichlorobenzene	270	U
104-51-8	n-Butylbenzene	270	U
95-50-1	1,2-Dichlorobenzene	270	U
91-20-3	Naphthalene	390	
110-75-8	2-Chloroethyl vinyl ether	270	U

EGL

EGL

1J - FORM I VOA-TIC

VOLATILE ORGANICS ANALYSIS DATA SHEET

TENTATIVELY IDENTIFIED COMPOUNDS

CLIENT SAMPLE NO.

690-SB-18(4.0'-4.6')-OME

Lab Name: MITKEM LABORATORIES Contract:

Lab Code: MITKEM Case No.: J0582 Mod. Ref No.: SDG No.: SJ0582

Matrix: (SOIL/SED/WATER) SOIL Lab Sample ID: J0582-34A

Sample wt/vol: 5.40 (g/mL) G Lab File ID: V1L2371.D

Level: (TRACE or LOW/MED) MED Date Received: 03/30/2010

% Moisture: not dec. 15 Date Analyzed: 04/06/2010

GC Column: DB-624 ID: 0.25 (mm) Dilution Factor: 1.0

Soil Extract Volume: 5000 (uL) Soil Aliquot Volume: 100.00 (uL)

CONCENTRATION UNITS: (ug/L or ug/Kg) µG/KG Purge Volume: 5.0 (mL)

CAS NUMBER	COMPOUND NAME	RT	EST. CONC.	Q
E96679[1]	Total Alkanes	N/A		

[1]EPA-designated Registry Number.

EAC

1A - FORM I VOA-1

VOLATILE ORGANICS ANALYSIS DATA SHEET

CLIENT SAMPLE NO.

690-SB-76
(7.7'-8.0')-O

Lab Name: MITKEM LABORATORIES Contract:

Lab Code: MITKEM Case No.: J0582 Mod. Ref No.: SDG No.: SJ0582

Matrix: (SOIL/SED/WATER) SOIL Lab Sample ID: J0582-35A

Sample wt/vol: 5.40 (g/mL) G Lab File ID: V6H3409.D

Level: (TRACE/LOW/MED) LOW Date Received: 04/01/2010

% Moisture: not dec. 11 Date Analyzed: 04/06/2010

GC Column: DB-624 ID: 0.25 (mm) Dilution Factor: 1.0

Soil Extract Volume: (uL) Soil Aliquot Volume: (uL)

Purge Volume: 10.0 (mL)

CAS NO.	COMPOUND	CONCENTRATION UNITS: (ug/L or ug/Kg) µG/KG	Q
74-87-3	Chloromethane	5.2	U
75-01-4	Vinyl chloride	5.2	U
74-83-9	Bromomethane	5.2	U
75-00-3	Chloroethane	5.2	U
75-69-4	Trichlorofluoromethane	5.2	U
75-35-4	1,1-Dichloroethene	5.2	U
67-64-1	Acetone	11	
75-15-0	Carbon disulfide	5.2	U
75-09-2	Methylene chloride	5.2	U
156-60-5	trans-1,2-Dichloroethene	5.2	U
1634-04-4	Methyl tert-butyl ether	5.2	U
75-34-3	1,1-Dichloroethane	5.2	U
108-05-4	Vinyl acetate	5.2	U
78-93-3	2-Butanone	5.2	U
156-59-2	cis-1,2-Dichloroethene	5.2	U
67-66-3	Chloroform	5.2	U
71-55-6	1,1,1-Trichloroethane	5.2	U
56-23-5	Carbon tetrachloride	5.2	U
107-06-2	1,2-Dichloroethane	5.2	U
71-43-2	Benzene	5.2	U
79-01-6	Trichloroethene	5.2	U
78-87-5	1,2-Dichloropropane	5.2	U
75-27-4	Bromodichloromethane	5.2	U
10061-01-5	cis-1,3-Dichloropropene	5.2	U
108-10-1	4-Methyl-2-pentanone	5.2	U
108-88-3	Toluene	5.2	U
10061-02-6	trans-1,3-Dichloropropene	5.2	U
79-00-5	1,1,2-Trichloroethane	5.2	U
127-18-4	Tetrachloroethene	5.2	U
591-78-6	2-Hexanone	5.2	U
124-48-1	Dibromochloromethane	5.2	U
108-90-7	Chlorobenzene	5.2	U
100-41-4	Ethylbenzene	5.2	U
1330-20-7	m,p-Xylene	5.2	U
95-47-6	o-Xylene	5.2	U

1B - FORM I VOA-2

VOLATILE ORGANICS ANALYSIS DATA SHEET

CLIENT SAMPLE NO.

690-SB-76
(7.7'-8.0')-O

Lab Name: MITKEM LABORATORIES Contract:

Lab Code: MITKEM Case No.: J0582 Mod. Ref No.: SDG No.: SJ0582

Matrix: (SOIL/SED/WATER) SOIL Lab Sample ID: J0582-35A

Sample wt/vol: 5.40 (g/mL) G Lab File ID: V6H3409.D

Level: (TRACE/LOW/MED) LOW Date Received: 04/01/2010

% Moisture: not dec. 11 Date Analyzed: 04/06/2010

GC Column: DB-624 ID: 0.25 (mm) Dilution Factor: 1.0

Soil Extract Volume: (uL) Soil Aliquot Volume: (uL)

Purge Volume: 10.0 (mL)

CAS NO.	COMPOUND	CONCENTRATION UNITS: (ug/L or ug/Kg) µG/KG	Q
1330-20-7	Xylene (Total)	1.6	J
100-42-5	Styrene	5.2	U
75-25-2	Bromoform	5.2	U
98-82-8	Isopropylbenzene	5.2	U
79-34-5	1,1,2,2-Tetrachloroethane	5.2	U
103-65-1	n-Propylbenzene	5.2	U
108-67-8	1,3,5-Trimethylbenzene	5.2	U
98-06-6	tert-Butylbenzene	5.2	U
95-63-6	1,2,4-Trimethylbenzene	5.2	U
135-98-8	sec-Butylbenzene	5.2	U
99-87-6	4-Isopropyltoluene	5.2	U
541-73-1	1,3-Dichlorobenzene	5.2	U
106-46-7	1,4-Dichlorobenzene	5.2	U
104-51-8	n-Butylbenzene	5.2	U
95-50-1	1,2-Dichlorobenzene	5.2	U
91-20-3	Naphthalene	5.2	U J
110-75-8	2-Chloroethyl vinyl ether	5.2	~~U~~ R

EGL

1J - FORM I VOA-TIC

VOLATILE ORGANICS ANALYSIS DATA SHEET

TENTATIVELY IDENTIFIED COMPOUNDS

CLIENT SAMPLE NO.

690-SB-76
(7.7'-8.0')-O

Lab Name: MITKEM LABORATORIES Contract:

Lab Code: MITKEM Case No.: J0582 Mod. Ref No.: SDG No.: SJ0582

Matrix: (SOIL/SED/WATER) SOIL Lab Sample ID: J0582-35A

Sample wt/vol: 5.40 (g/mL) G Lab File ID: V6H3409.D

Level: (TRACE or LOW/MED) LOW Date Received: 04/01/2010

% Moisture: not dec. 11 Date Analyzed: 04/06/2010

GC Column: DB-624 ID: 0.25 (mm) Dilution Factor: 1.0

Soil Extract Volume: (uL) Soil Aliquot Volume: (uL)

CONCENTRATION UNITS: (ug/L or ug/Kg) µG/KG Purge Volume: 10.0 (mL)

CAS NUMBER	COMPOUND NAME	RT	EST. CONC.	Q
E96679[1]	Total Alkanes	N/A		

[1]EPA-designated Registry Number.

EGL

1A - FORM I VOA-1

VOLATILE ORGANICS ANALYSIS DATA SHEET

CLIENT SAMPLE NO.

690-TB-O

Lab Name: MITKEM LABORATORIES Contract:

Lab Code: MITKEM Case No.: J0582 Mod. Ref No.: SDG No.: SJ0582

Matrix: (SOIL/SED/WATER) WATER Lab Sample ID: J0582-36A

Sample wt/vol: 5.00 (g/mL) ML Lab File ID: V1L2588.D

Level: (TRACE/LOW/MED) LOW Date Received: 04/03/2010

% Moisture: not dec. Date Analyzed: 04/12/2010

GC Column: DB-624 ID: 0.25 (mm) Dilution Factor: 1.0

Soil Extract Volume: (uL) Soil Aliquot Volume: (uL)

Purge Volume: 5.0 (mL)

CAS NO.	COMPOUND	CONCENTRATION UNITS: (ug/L or ug/Kg) µG/L	Q
74-87-3	Chloromethane	15	
75-01-4	Vinyl chloride	5.0	U
74-83-9	Bromomethane	5.0	U
75-00-3	Chloroethane	5.0	U
75-69-4	Trichlorofluoromethane	5.0	U
75-35-4	1,1-Dichloroethene	5.0	U
67-64-1	Acetone	5.0	U
75-15-0	Carbon disulfide	5.0	U
75-09-2	Methylene chloride	5.0	U
156-60-5	trans-1,2-Dichloroethene	5.0	U
1634-04-4	Methyl tert-butyl ether	5.0	U
75-34-3	1,1-Dichloroethane	5.0	U
108-05-4	Vinyl acetate	5.0	U
78-93-3	2-Butanone	5.0	U
156-59-2	cis-1,2-Dichloroethene	5.0	U
67-66-3	Chloroform	5.0	U
71-55-6	1,1,1-Trichloroethane	5.0	U
56-23-5	Carbon tetrachloride	5.0	U
107-06-2	1,2-Dichloroethane	5.0	U
71-43-2	Benzene	5.0	U
79-01-6	Trichloroethene	5.0	U
78-87-5	1,2-Dichloropropane	5.0	U
75-27-4	Bromodichloromethane	5.0	U
10061-01-5	cis-1,3-Dichloropropene	5.0	U
108-10-1	4-Methyl-2-pentanone	5.0	U
108-88-3	Toluene	5.0	U
10061-02-6	trans-1,3-Dichloropropene	5.0	U
79-00-5	1,1,2-Trichloroethane	5.0	U
127-18-4	Tetrachloroethene	5.0	U
591-78-6	2-Hexanone	5.0	U
124-48-1	Dibromochloromethane	5.0	U
108-90-7	Chlorobenzene	5.0	U
100-41-4	Ethylbenzene	5.0	U
1330-20-7	m,p-Xylene	5.0	U
95-47-6	o-Xylene	5.0	U

EGL

1B - FORM I VOA-2

VOLATILE ORGANICS ANALYSIS DATA SHEET

CLIENT SAMPLE NO.

690-TB-O

Lab Name: MITKEM LABORATORIES Contract:

Lab Code: MITKEM Case No.: J0582 Mod. Ref No.: SDG No.: SJ0582

Matrix: (SOIL/SED/WATER) WATER Lab Sample ID: J0582-36A

Sample wt/vol: 5.00 (g/mL) ML Lab File ID: V1L2588.D

Level: (TRACE/LOW/MED) LOW Date Received: 04/03/2010

% Moisture: not dec. Date Analyzed: 04/12/2010

GC Column: DB-624 ID: 0.25 (mm) Dilution Factor: 1.0

Soil Extract Volume: (uL) Soil Aliquot Volume: (uL)

Purge Volume: 5.0 (mL)

CAS NO.	COMPOUND	CONCENTRATION UNITS: (ug/L or ug/Kg) µG/L	Q
1330-20-7	Xylene (Total)	5.0	U
100-42-5	Styrene	5.0	U
75-25-2	Bromoform	5.0	U
98-82-8	Isopropylbenzene	5.0	U
79-34-5	1,1,2,2-Tetrachloroethane	5.0	U
103-65-1	n-Propylbenzene	5.0	U
108-67-8	1,3,5-Trimethylbenzene	5.0	U
98-06-6	tert-Butylbenzene	5.0	U
95-63-6	1,2,4-Trimethylbenzene	5.0	U
135-98-8	sec-Butylbenzene	5.0	U
99-87-6	4-Isopropyltoluene	5.0	U
541-73-1	1,3-Dichlorobenzene	5.0	U
106-46-7	1,4-Dichlorobenzene	5.0	U
104-51-8	n-Butylbenzene	5.0	U
95-50-1	1,2-Dichlorobenzene	5.0	U
91-20-3	Naphthalene	5.0	U
110-75-8	2-Chloroethyl vinyl ether	5.0	U

EGL

1J - FORM I VOA-TIC

VOLATILE ORGANICS ANALYSIS DATA SHEET

TENTATIVELY IDENTIFIED COMPOUNDS

CLIENT SAMPLE NO.

690-TB-O

Lab Name: MITKEM LABORATORIES Contract:

Lab Code: MITKEM Case No.: J0582 Mod. Ref No.: SDG No.: SJ0582

Matrix: (SOIL/SED/WATER) WATER Lab Sample ID: J0582-36A

Sample wt/vol: 5.00 (g/mL) ML Lab File ID: V1L2588.D

Level: (TRACE or LOW/MED) LOW Date Received: 04/03/2010

% Moisture: not dec. Date Analyzed: 04/12/2010

GC Column: DB-624 ID: 0.25 (mm) Dilution Factor: 1.0

Soil Extract Volume: (uL) Soil Aliquot Volume: (uL)

CONCENTRATION UNITS: (ug/L or ug/Kg) µG/L Purge Volume: 5.0 (mL)

CAS NUMBER	COMPOUND NAME	RT	EST. CONC.	Q
E96679[1]	Total Alkanes	N/A		

[1]EPA-designated Registry Number.

EGL

1D - FORM I SV-1

SEMIVOLATILE ORGANICS ANALYSIS DATA SHEET

CLIENT SAMPLE NO.

690-SB-77(0'-4.0')-O

Lab Name: MITKEM LABORATORIES Contract:

Lab Code: MITKEM Case No.: J0582 Mod. Ref No.: SDG No.: SJ0582

Matrix: (SOIL/SED/WATER) SOIL Lab Sample ID: J0582-19A

Sample wt/vol: 30.0 (g/mL) G Lab File ID: S3G4004.D

Level: (LOW/MED) LOW Extraction: (Type) SONC

% Moisture: 8.0 Decanted: (Y/N) N Date Received: 03/27/2010

Concentrated Extract Volume: 1000 (uL) Date Extracted: 04/06/2010

Injection Volume: 1.0 (uL) GPC Factor: 1.00 Date Analyzed: 04/09/2010

GPC Cleanup: (Y/N) N pH: Dilution Factor: 1.0

CAS NO.	COMPOUND	CONCENTRATION UNITS: (ug/L or ug/Kg) µG/KG	Q
108-95-2	Phenol	360	U
111-44-4	Bis(2-chloroethyl)ether	360	U
95-57-8	2-Chlorophenol	360	U
541-73-1	1,3-Dichlorobenzene	360	U
106-46-7	1,4-Dichlorobenzene	360	U
95-50-1	1,2-Dichlorobenzene	360	U
95-48-7	2-Methylphenol	360	U
108-60-1	2,2´-oxybis(1-Chloropropane)	360	U
106-44-5	4-Methylphenol	360	U
621-64-7	N-Nitroso-di-n-propylamine	360	U
67-72-1	Hexachloroethane	360	U
98-95-3	Nitrobenzene	360	U
78-59-1	Isophorone	360	U
88-75-5	2-Nitrophenol	360	U
105-67-9	2,4-Dimethylphenol	360	UJ
120-83-2	2,4-Dichlorophenol	360	U
120-82-1	1,2,4-Trichlorobenzene	360	U
91-20-3	Naphthalene	150	J
106-47-8	4-Chloroaniline	360	UJ
111-91-1	Bis(2-chloroethoxy)methane	360	U
87-68-3	Hexachlorobutadiene	360	U
59-50-7	4-Chloro-3-methylphenol	360	U
91-57-6	2-Methylnaphthalene	83	J
77-47-4	Hexachlorocyclopentadiene	360	UJ
88-06-2	2,4,6-Trichlorophenol	360	U
95-95-4	2,4,5-Trichlorophenol	730	U
91-58-7	2-Chloronaphthalene	360	U
88-74-4	2-Nitroaniline	730	U
131-11-3	Dimethylphthalate	360	U
208-96-8	Acenaphthylene	61	J
606-20-2	2,6-Dinitrotoluene	360	U
99-09-2	3-Nitroaniline	730	UJ
83-32-9	Acenaphthene	77	J
51-28-5	2,4-Dinitrophenol	730	U
100-02-7	4-Nitrophenol	730	U
132-64-9	Dibenzofuran	89	J

1E - FORM I SV-2

SEMIVOLATILE ORGANICS ANALYSIS DATA SHEET

CLIENT SAMPLE NO.

690-SB-77(0'-4.0')-O

Lab Name: MITKEM LABORATORIES Contract:

Lab Code: MITKEM Case No.: J0582 Mod. Ref No.: SDG No.: SJ0582

Matrix: (SOIL/SED/WATER) SOIL Lab Sample ID: J0582-19A

Sample wt/vol: 30.0 (g/mL) G Lab File ID: S3G4004.D

Level: (LOW/MED) LOW Extraction: (Type) SONC

% Moisture: 8.0 Decanted: (Y/N) N Date Received: 03/27/2010

Concentrated Extract Volume: 1000 (uL) Date Extracted: 04/06/2010

Injection Volume: 1.0 (uL) GPC Factor: 1.00 Date Analyzed: 04/09/2010

GPC Cleanup: (Y/N) N pH: Dilution Factor: 1.0

CAS NO.	COMPOUND	CONCENTRATION UNITS: (ug/L or ug/Kg) µG/KG	Q
121-14-2	2,4-Dinitrotoluene	360	U
84-66-2	Diethylphthalate	360	U
7005-72-3	4-Chlorophenyl-phenylether	360	U
86-73-7	Fluorene	97	J
100-01-6	4-Nitroaniline	730	UJ
534-52-1	4,6-Dinitro-2-methylphenol	730	U
86-30-6	N-Nitrosodiphenylamine	360	UJ
101-55-3	4-Bromophenyl-phenylether	360	U
118-74-1	Hexachlorobenzene	360	U
87-86-5	Pentachlorophenol	730	UJ
85-01-8	Phenanthrene	870	
120-12-7	Anthracene	250	J
86-74-8	Carbazole	71	J
84-74-2	Di-n-butylphthalate	360	U
206-44-0	Fluoranthene	3300	
129-00-0	Pyrene	2800	
85-68-7	Butylbenzylphthalate	360	U
91-94-1	3,3'-Dichlorobenzidine	360	UJ
56-55-3	Benzo(a)anthracene	1800	
218-01-9	Chrysene	1800	
117-81-7	Bis(2-ethylhexyl)phthalate	130	J
117-84-0	Di-n-octylphthalate	360	U
205-99-2	Benzo(b)fluoranthene	2500	
207-08-9	Benzo(k)fluoranthene	630	
50-32-8	Benzo(a)pyrene	1700	
193-39-5	Indeno(1,2,3-cd)pyrene	1400	
53-70-3	Dibenzo(a,h)anthracene	500	J
191-24-2	Benzo(g,h,i)perylene	1400	

EGL

1K - FORM I SV-TIC

SEMIVOLATILE ORGANICS ANALYSIS DATA SHEET

TENTATIVELY IDENTIFIED COMPOUNDS

CLIENT SAMPLE NO.

690-SB-77(0'-4.0')-O

Lab Name: MITKEM LABORATORIES Contract:

Lab Code: MITKEM Case No.: J0582 Mod. Ref No.: SDG No.: SJ0582

Matrix: (SOIL/SED/WATER) SOIL Lab Sample ID: J0582-19A

Sample wt/vol: 30.0 (g/mL) G Lab File ID: S3G4004.D

Level: (TRACE or LOW/MED) LOW Extraction: (Type) SONC

% Moisture: 8.0 Decanted: (Y/N) N Date Received: 03/27/2010

Concentrated Extract Volume: 1000 (uL) Date Extracted: 04/06/2010

Injection Volume: 1.0 (uL) GPC Factor: 1.00 Date Analyzed: 04/09/2010

GPC Cleanup: (Y/N) N pH: Dilution Factor: 1.0

CONCENTRATION UNITS: (ug/L or ug/Kg) µG/KG

	CAS NUMBER	COMPOUND NAME	RT	EST. CONC.	Q
01	2216-30-0	Heptane, 2,5-dimethyl-	1.938	360	~~BNJ~~ U
02		Unknown-01	2.093	380	J
03		Unknown-02	2.745	1200	J
04		Unknown-03	3.044	440	J
05		Unknown-04	6.730	180	J
06	832-69-9	Phenanthrene, 1-methyl-	7.612	200	NJ
07		Unknown-05	7.676	320	J
08	57-10-3	n-Hexadecanoic acid	7.751	200	NJ
09	84-65-1	9,10-Anthracenedione	7.874	430	NJ
10	243-17-4	11H-Benzo[b]fluorene	8.718	170	NJ
11		Unknown-06	10.416	550	J
12		Unknown-07	10.582	1000	J
13		Unknown-08	11.057	490	J
14		Unknown-09	11.255	730	J
	E96679[2]	Total Alkanes	N/A		

[2] EPA-designated Registry Number.

EGL

1D - FORM I SV-1

SEMIVOLATILE ORGANICS ANALYSIS DATA SHEET

CLIENT SAMPLE NO.

690-SB-79(0'-3.5')-O

Lab Name: MITKEM LABORATORIES Contract:

Lab Code: MITKEM Case No.: J0582 Mod. Ref No.: SDG No.: SJ0582

Matrix: (SOIL/SED/WATER) SOIL Lab Sample ID: J0582-20A

Sample wt/vol: 30.2 (g/mL) G Lab File ID: S3G4008.D

Level: (LOW/MED) LOW Extraction: (Type) SONC

% Moisture: 9.0 Decanted: (Y/N) N Date Received: 03/27/2010

Concentrated Extract Volume: 1000 (uL) Date Extracted: 04/06/2010

Injection Volume: 1.0 (uL) GPC Factor: 1.00 Date Analyzed: 04/09/2010

GPC Cleanup: (Y/N) N pH: Dilution Factor: 1.0

CAS NO.	COMPOUND	CONCENTRATION UNITS: (ug/L or ug/Kg) µG/KG	Q
108-95-2	Phenol	360	U
111-44-4	Bis(2-chloroethyl)ether	360	U
95-57-8	2-Chlorophenol	360	U
541-73-1	1,3-Dichlorobenzene	360	U
106-46-7	1,4-Dichlorobenzene	360	U
95-50-1	1,2-Dichlorobenzene	360	U
95-48-7	2-Methylphenol	360	U
108-60-1	2,2´-oxybis(1-Chloropropane)	360	U
106-44-5	4-Methylphenol	360	U
621-64-7	N-Nitroso-di-n-propylamine	360	U
67-72-1	Hexachloroethane	360	U
98-95-3	Nitrobenzene	360	U
78-59-1	Isophorone	360	U
88-75-5	2-Nitrophenol	360	U
105-67-9	2,4-Dimethylphenol	360	UJ
120-83-2	2,4-Dichlorophenol	360	U
120-82-1	1,2,4-Trichlorobenzene	360	U
91-20-3	Naphthalene	360	U
106-47-8	4-Chloroaniline	360	UJ
111-91-1	Bis(2-chloroethoxy)methane	360	U
87-68-3	Hexachlorobutadiene	360	U
59-50-7	4-Chloro-3-methylphenol	360	U
91-57-6	2-Methylnaphthalene	360	U
77-47-4	Hexachlorocyclopentadiene	360	UJ
88-06-2	2,4,6-Trichlorophenol	360	U
95-95-4	2,4,5-Trichlorophenol	730	U
91-58-7	2-Chloronaphthalene	360	U
88-74-4	2-Nitroaniline	730	U
131-11-3	Dimethylphthalate	360	U
208-96-8	Acenaphthylene	360	U
606-20-2	2,6-Dinitrotoluene	360	U
99-09-2	3-Nitroaniline	730	UJ
83-32-9	Acenaphthene	360	U
51-28-5	2,4-Dinitrophenol	730	U
100-02-7	4-Nitrophenol	730	U
132-64-9	Dibenzofuran	360	U

1E - FORM I SV-2

SEMIVOLATILE ORGANICS ANALYSIS DATA SHEET

CLIENT SAMPLE NO.

690-SB-79(0'-3.5')-O

Lab Name: MITKEM LABORATORIES Contract:

Lab Code: MITKEM Case No.: J0582 Mod. Ref No.: SDG No.: SJ0582

Matrix: (SOIL/SED/WATER) SOIL Lab Sample ID: J0582-20A

Sample wt/vol: 30.2 (g/mL) G Lab File ID: S3G4008.D

Level: (LOW/MED) LOW Extraction: (Type) SONC

% Moisture: 9.0 Decanted: (Y/N) N Date Received: 03/27/2010

Concentrated Extract Volume: 1000 (uL) Date Extracted: 04/06/2010

Injection Volume: 1.0 (uL) GPC Factor: 1.00 Date Analyzed: 04/09/2010

GPC Cleanup: (Y/N) N pH: Dilution Factor: 1.0

CAS NO.	COMPOUND	CONCENTRATION UNITS: (ug/L or ug/Kg) µG/KG	Q
121-14-2	2,4-Dinitrotoluene	360	U
84-66-2	Diethylphthalate	360	U
7005-72-3	4-Chlorophenyl-phenylether	360	U
86-73-7	Fluorene	360	U
100-01-6	4-Nitroaniline	730	UJ
534-52-1	4,6-Dinitro-2-methylphenol	730	U
86-30-6	N-Nitrosodiphenylamine	360	UJ
101-55-3	4-Bromophenyl-phenylether	360	U
118-74-1	Hexachlorobenzene	360	U
87-86-5	Pentachlorophenol	730	UJ
85-01-8	Phenanthrene	360	U
120-12-7	Anthracene	360	U
86-74-8	Carbazole	360	U
84-74-2	Di-n-butylphthalate	360	U
206-44-0	Fluoranthene	360	U
129-00-0	Pyrene	360	U
85-68-7	Butylbenzylphthalate	360	U
91-94-1	3,3'-Dichlorobenzidine	360	UJ
56-55-3	Benzo(a)anthracene	360	U
218-01-9	Chrysene	360	U
117-81-7	Bis(2-ethylhexyl)phthalate	360	U
117-84-0	Di-n-octylphthalate	360	U
205-99-2	Benzo(b)fluoranthene	360	U
207-08-9	Benzo(k)fluoranthene	360	U
50-32-8	Benzo(a)pyrene	360	U
193-39-5	Indeno(1,2,3-cd)pyrene	360	U
53-70-3	Dibenzo(a,h)anthracene	360	UJ
191-24-2	Benzo(g,h,i)perylene	360	U

EGL

1K - FORM I SV-TIC

SEMIVOLATILE ORGANICS ANALYSIS DATA SHEET

TENTATIVELY IDENTIFIED COMPOUNDS

CLIENT SAMPLE NO.

690-SB-79(0'-3.5')-O

Lab Name: MITKEM LABORATORIES Contract:

Lab Code: MITKEM Case No.: J0582 Mod. Ref No.: SDG No.: SJ0582

Matrix: (SOIL/SED/WATER) SOIL Lab Sample ID: J0582-20A

Sample wt/vol: 30.2 (g/mL) G Lab File ID: S3G4008.D

Level: (TRACE or LOW/MED) LOW Extraction: (Type) SONC

% Moisture: 9.0 Decanted: (Y/N) N Date Received: 03/27/2010

Concentrated Extract Volume: 1000 (uL) Date Extracted: 04/06/2010

Injection Volume: 1.0 (uL) GPC Factor: 1.00 Date Analyzed: 04/09/2010

GPC Cleanup: (Y/N) N pH: Dilution Factor: 1.0

CONCENTRATION UNITS: (ug/L or ug/Kg) µG/KG

	CAS NUMBER	COMPOUND NAME	RT	EST. CONC.	Q
01		Unknown-01	1.939	220	J
02		Unknown-02	2.094	150	J
03		Unknown-03	2.746	170	J
04	10544-50-0	Cyclic octaatomic sulfur	8.200	190	NJ
	E96679[2]	Total Alkanes	N/A		

[2] EPA-designated Registry Number.

EGL

1D - FORM I SV-1

SEMIVOLATILE ORGANICS ANALYSIS DATA SHEET

CLIENT SAMPLE NO.

690-SB-80(0'-2.5')-O

Lab Name: MITKEM LABORATORIES Contract:

Lab Code: MITKEM Case No.: J0582 Mod. Ref No.: SDG No.: SJ0582

Matrix: (SOIL/SED/WATER) SOIL Lab Sample ID: J0582-21A

Sample wt/vol: 30.0 (g/mL) G Lab File ID: S3G4009.D

Level: (LOW/MED) LOW Extraction: (Type) SONC

% Moisture: 2.0 Decanted: (Y/N) N Date Received: 03/27/2010

Concentrated Extract Volume: 1000 (uL) Date Extracted: 04/06/2010

Injection Volume: 1.0 (uL) GPC Factor: 1.00 Date Analyzed: 04/09/2010

GPC Cleanup: (Y/N) N pH: Dilution Factor: 1.0

CAS NO.	COMPOUND	CONCENTRATION UNITS: (ug/L or ug/Kg) µG/KG	Q
108-95-2	Phenol	340	U
111-44-4	Bis(2-chloroethyl)ether	340	U
95-57-8	2-Chlorophenol	340	U
541-73-1	1,3-Dichlorobenzene	340	U
106-46-7	1,4-Dichlorobenzene	340	U
95-50-1	1,2-Dichlorobenzene	340	U
95-48-7	2-Methylphenol	340	U
108-60-1	2,2'-oxybis(1-Chloropropane)	340	U
106-44-5	4-Methylphenol	340	U
621-64-7	N-Nitroso-di-n-propylamine	340	U
67-72-1	Hexachloroethane	340	U
98-95-3	Nitrobenzene	340	U
78-59-1	Isophorone	340	U
88-75-5	2-Nitrophenol	340	U
105-67-9	2,4-Dimethylphenol	340	UJ
120-83-2	2,4-Dichlorophenol	340	U
120-82-1	1,2,4-Trichlorobenzene	340	U
91-20-3	Naphthalene	340	U
106-47-8	4-Chloroaniline	340	UJ
111-91-1	Bis(2-chloroethoxy)methane	340	U
87-68-3	Hexachlorobutadiene	340	U
59-50-7	4-Chloro-3-methylphenol	340	U
91-57-6	2-Methylnaphthalene	340	U
77-47-4	Hexachlorocyclopentadiene	340	UJ
88-06-2	2,4,6-Trichlorophenol	340	U
95-95-4	2,4,5-Trichlorophenol	680	U
91-58-7	2-Chloronaphthalene	340	U
88-74-4	2-Nitroaniline	680	U
131-11-3	Dimethylphthalate	340	U
208-96-8	Acenaphthylene	340	U
606-20-2	2,6-Dinitrotoluene	340	U
99-09-2	3-Nitroaniline	680	UJ
83-32-9	Acenaphthene	340	U
51-28-5	2,4-Dinitrophenol	680	U
100-02-7	4-Nitrophenol	680	U
132-64-9	Dibenzofuran	340	U

1E - FORM I SV-2

SEMIVOLATILE ORGANICS ANALYSIS DATA SHEET

CLIENT SAMPLE NO.

690-SB-80(0'-2.5')-O

Lab Name: MITKEM LABORATORIES Contract:

Lab Code: MITKEM Case No.: J0582 Mod. Ref No.: SDG No.: SJ0582

Matrix: (SOIL/SED/WATER) SOIL Lab Sample ID: J0582-21A

Sample wt/vol: 30.0 (g/mL) G Lab File ID: S3G4009.D

Level: (LOW/MED) LOW Extraction: (Type) SONC

% Moisture: 2.0 Decanted: (Y/N) N Date Received: 03/27/2010

Concentrated Extract Volume: 1000 (uL) Date Extracted: 04/06/2010

Injection Volume: 1.0 (uL) GPC Factor: 1.00 Date Analyzed: 04/09/2010

GPC Cleanup: (Y/N) N pH: Dilution Factor: 1.0

CAS NO.	COMPOUND	CONCENTRATION UNITS: (ug/L or ug/Kg) µG/KG	Q
121-14-2	2,4-Dinitrotoluene	340	U
84-66-2	Diethylphthalate	340	U
7005-72-3	4-Chlorophenyl-phenylether	340	U
86-73-7	Fluorene	340	U
100-01-6	4-Nitroaniline	680	UJ
534-52-1	4,6-Dinitro-2-methylphenol	680	U
86-30-6	N-Nitrosodiphenylamine	340	UJ
101-55-3	4-Bromophenyl-phenylether	340	U
118-74-1	Hexachlorobenzene	340	U
87-86-5	Pentachlorophenol	680	UJ
85-01-8	Phenanthrene	340	U
120-12-7	Anthracene	340	U
86-74-8	Carbazole	340	U
84-74-2	Di-n-butylphthalate	340	U
206-44-0	Fluoranthene	340	U
129-00-0	Pyrene	340	U
85-68-7	Butylbenzylphthalate	340	U
91-94-1	3,3´-Dichlorobenzidine	340	UJ
56-55-3	Benzo(a)anthracene	340	U
218-01-9	Chrysene	340	U
117-81-7	Bis(2-ethylhexyl)phthalate	340	U
117-84-0	Di-n-octylphthalate	340	U
205-99-2	Benzo(b)fluoranthene	340	U
207-08-9	Benzo(k)fluoranthene	340	U
50-32-8	Benzo(a)pyrene	340	U
193-39-5	Indeno(1,2,3-cd)pyrene	340	U
53-70-3	Dibenzo(a,h)anthracene	340	UJ
191-24-2	Benzo(g,h,i)perylene	340	U

EGL

1K - FORM I SV-TIC

SEMIVOLATILE ORGANICS ANALYSIS DATA SHEET

TENTATIVELY IDENTIFIED COMPOUNDS

CLIENT SAMPLE NO.

690-SB-80(0'-2.5')-O

Lab Name: MITKEM LABORATORIES Contract:

Lab Code: MITKEM Case No.: J0582 Mod. Ref No.: SDG No.: SJ0582

Matrix: (SOIL/SED/WATER) SOIL Lab Sample ID: J0582-21A

Sample wt/vol: 30.0 (g/mL) G Lab File ID: S3G4009.D

Level: (TRACE or LOW/MED) LOW Extraction: (Type) SONC

% Moisture: 2.0 Decanted: (Y/N) N Date Received: 03/27/2010

Concentrated Extract Volume: 1000 (uL) Date Extracted: 04/06/2010

Injection Volume: 1.0 (uL) GPC Factor: 1.00 Date Analyzed: 04/09/2010

GPC Cleanup: (Y/N) N pH: Dilution Factor: 1.0

CONCENTRATION UNITS: (ug/L or ug/Kg) µG/KG

	CAS NUMBER	COMPOUND NAME	RT	EST. CONC.	Q
01	2216-33-3	Octane, 3-methyl-	1.938	310	NJ
02		Unknown-01	2.264	1100000	J
03		Unknown-02	2.579	2200	J
04		Unknown-03	2.820	490	J
05	124-18-5	Decane	3.119	350	NJ
06	1120-21-4	Undecane	3.749	810	NJ
07		Unknown-04	4.032	6700	J
08		Unknown-05	4.332	18000	J
09		Unknown-06	4.540	200	J
10	629-50-5	Tridecane	4.871	730	NJ
11		Unknown-07	5.074	280	J
12	629-59-4	Tetradecane	5.379	970	NJ
13	629-62-9	Pentadecane	5.854	940	NJ
14	544-76-3	Hexadecane	6.308	820	NJ
15	630-02-4	Octacosane	6.730	520	NJ
16	7225-64-1	Heptadecane, 9-octyl-	7.521	400	NJ
17	112-95-8	Eicosane	7.889	350	NJ
18	593-45-3	Octadecane	8.237	320	NJ
19	630-02-4	Octacosane	8.894	280	NJ
20	630-02-4	Octacosane	9.198	270	NJ
	E96679[2]	Total Alkanes	N/A		

[2] EPA-designated Registry Number.

EGL

1D - FORM I SV-1

SEMIVOLATILE ORGANICS ANALYSIS DATA SHEET

CLIENT SAMPLE NO.

690-FB1-O

Lab Name: MITKEM LABORATORIES Contract:

Lab Code: MITKEM Case No.: J0582 Mod. Ref No.: SDG No.: SJ0582

Matrix: (SOIL/SED/WATER) WATER Lab Sample ID: J0582-32C

Sample wt/vol: 1000 (g/mL) ML Lab File ID: S1G2848.D

Level: (LOW/MED) LOW Extraction: (Type) CONT

% Moisture: Decanted: (Y/N) Date Received: 03/27/2010

Concentrated Extract Volume: 1000 (uL) Date Extracted: 03/30/2010

Injection Volume: 1.0 (uL) GPC Factor: 1.00 Date Analyzed: 04/03/2010

GPC Cleanup: (Y/N) N pH: Dilution Factor: 1.0

CAS NO.	COMPOUND	CONCENTRATION UNITS: (ug/L or ug/Kg) µG/L	Q
108-95-2	Phenol	10	U
111-44-4	Bis(2-chloroethyl)ether	10	U
95-57-8	2-Chlorophenol	10	U
541-73-1	1,3-Dichlorobenzene	10	U
106-46-7	1,4-Dichlorobenzene	10	U
95-50-1	1,2-Dichlorobenzene	10	U
95-48-7	2-Methylphenol	10	U
108-60-1	2,2´-oxybis(1-Chloropropane)	10	U
106-44-5	4-Methylphenol	10	U
621-64-7	N-Nitroso-di-n-propylamine	10	U
67-72-1	Hexachloroethane	10	U
98-95-3	Nitrobenzene	10	UJ
78-59-1	Isophorone	10	U
88-75-5	2-Nitrophenol	10	U
105-67-9	2,4-Dimethylphenol	10	UJ
120-83-2	2,4-Dichlorophenol	10	U
120-82-1	1,2,4-Trichlorobenzene	10	U
91-20-3	Naphthalene	10	U
106-47-8	4-Chloroaniline	10	U
111-91-1	Bis(2-chloroethoxy)methane	10	U
87-68-3	Hexachlorobutadiene	10	U
59-50-7	4-Chloro-3-methylphenol	10	U
91-57-6	2-Methylnaphthalene	10	U
77-47-4	Hexachlorocyclopentadiene	10	U
88-06-2	2,4,6-Trichlorophenol	10	U
95-95-4	2,4,5-Trichlorophenol	20	U
91-58-7	2-Chloronaphthalene	10	U
88-74-4	2-Nitroaniline	20	U
131-11-3	Dimethylphthalate	10	U
208-96-8	Acenaphthylene	10	U
606-20-2	2,6-Dinitrotoluene	10	U
99-09-2	3-Nitroaniline	20	U
83-32-9	Acenaphthene	10	U
51-28-5	2,4-Dinitrophenol	20	U
100-02-7	4-Nitrophenol	20	U
132-64-9	Dibenzofuran	10	U

1E - FORM I SV-2

SEMIVOLATILE ORGANICS ANALYSIS DATA SHEET

CLIENT SAMPLE NO.

690-FB1-O

Lab Name: MITKEM LABORATORIES Contract:

Lab Code: MITKEM Case No.: J0582 Mod. Ref No.: SDG No.: SJ0582

Matrix: (SOIL/SED/WATER) WATER Lab Sample ID: J0582-32C

Sample wt/vol: 1000 (g/mL) ML Lab File ID: S1G2848.D

Level: (LOW/MED) LOW Extraction: (Type) CONT

% Moisture: Decanted: (Y/N) Date Received: 03/27/2010

Concentrated Extract Volume: 1000 (uL) Date Extracted: 03/30/2010

Injection Volume: 1.0 (uL) GPC Factor: 1.00 Date Analyzed: 04/03/2010

GPC Cleanup: (Y/N) N pH: Dilution Factor: 1.0

CAS NO.	COMPOUND	CONCENTRATION UNITS: (ug/L or ug/Kg) µG/L	Q
121-14-2	2,4-Dinitrotoluene	10	U
84-66-2	Diethylphthalate	10	U
7005-72-3	4-Chlorophenyl-phenylether	10	U
86-73-7	Fluorene	10	U
100-01-6	4-Nitroaniline	20	U
534-52-1	4,6-Dinitro-2-methylphenol	20	U
86-30-6	N-Nitrosodiphenylamine	10	U
101-55-3	4-Bromophenyl-phenylether	10	UJ
118-74-1	Hexachlorobenzene	10	U
87-86-5	Pentachlorophenol	20	U
85-01-8	Phenanthrene	10	U
120-12-7	Anthracene	10	UJ
86-74-8	Carbazole	10	U
84-74-2	Di-n-butylphthalate	10	U
206-44-0	Fluoranthene	10	U
129-00-0	Pyrene	10	U
85-68-7	Butylbenzylphthalate	10	U
91-94-1	3,3'-Dichlorobenzidine	10	UJ
56-55-3	Benzo(a)anthracene	10	U
218-01-9	Chrysene	10	U
117-81-7	Bis(2-ethylhexyl)phthalate	10	U
117-84-0	Di-n-octylphthalate	10	U
205-99-2	Benzo(b)fluoranthene	10	U
207-08-9	Benzo(k)fluoranthene	10	U
50-32-8	Benzo(a)pyrene	10	U
193-39-5	Indeno(1,2,3-cd)pyrene	10	U
53-70-3	Dibenzo(a,h)anthracene	10	U
191-24-2	Benzo(g,h,i)perylene	10	U

EGL

1K - FORM I SV-TIC

SEMIVOLATILE ORGANICS ANALYSIS DATA SHEET

TENTATIVELY IDENTIFIED COMPOUNDS

CLIENT SAMPLE NO.

690-FB1-O

Lab Name: MITKEM LABORATORIES Contract:

Lab Code: MITKEM Case No.: J0582 Mod. Ref No.: SDG No.: SJ0582

Matrix: (SOIL/SED/WATER) WATER Lab Sample ID: J0582-32C

Sample wt/vol: 1000 (g/mL) ML Lab File ID: S1G2848.D

Level: (TRACE or LOW/MED) LOW Extraction: (Type) CONT

% Moisture: Decanted: (Y/N) Date Received: 03/27/2010

Concentrated Extract Volume: 1000 (uL) Date Extracted: 03/30/2010

Injection Volume: 1.0 (uL) GPC Factor: 1.00 Date Analyzed: 04/03/2010

GPC Cleanup: (Y/N) N pH: Dilution Factor: 1.0

CONCENTRATION UNITS: (ug/L or ug/Kg) µG/L

CAS NUMBER	COMPOUND NAME	RT	EST. CONC.	Q
E96679€[2]	Total Alkanes	N/A		

[2]EPA-designated Registry Number.

EGL

1D - FORM I SV-1

SEMIVOLATILE ORGANICS ANALYSIS DATA SHEET

CLIENT SAMPLE NO.

690-FB2-O

Lab Name: MITKEM LABORATORIES Contract:

Lab Code: MITKEM Case No.: J0582 Mod. Ref No.: SDG No.: SJ0582

Matrix: (SOIL/SED/WATER) WATER Lab Sample ID: J0582-33C

Sample wt/vol: 1000 (g/mL) ML Lab File ID: S1G2851.D

Level: (LOW/MED) LOW Extraction: (Type) CONT

% Moisture: Decanted: (Y/N) Date Received: 03/27/2010

Concentrated Extract Volume: 1000 (uL) Date Extracted: 03/30/2010

Injection Volume: 1.0 (uL) GPC Factor: 1.00 Date Analyzed: 04/03/2010

GPC Cleanup: (Y/N) N pH: Dilution Factor: 1.0

CAS NO.	COMPOUND	CONCENTRATION UNITS: (ug/L or ug/Kg) µG/L	Q
108-95-2	Phenol	10	U
111-44-4	Bis(2-chloroethyl)ether	10	U
95-57-8	2-Chlorophenol	10	U
541-73-1	1,3-Dichlorobenzene	10	U
106-46-7	1,4-Dichlorobenzene	10	U
95-50-1	1,2-Dichlorobenzene	10	U
95-48-7	2-Methylphenol	10	U
108-60-1	2,2´-oxybis(1-Chloropropane)	10	U
106-44-5	4-Methylphenol	10	U
621-64-7	N-Nitroso-di-n-propylamine	10	U
67-72-1	Hexachloroethane	10	U
98-95-3	Nitrobenzene	10	UJ
78-59-1	Isophorone	10	U
88-75-5	2-Nitrophenol	10	U
105-67-9	2,4-Dimethylphenol	10	UJ
120-83-2	2,4-Dichlorophenol	10	U
120-82-1	1,2,4-Trichlorobenzene	10	U
91-20-3	Naphthalene	10	U
106-47-8	4-Chloroaniline	10	U
111-91-1	Bis(2-chloroethoxy)methane	10	U
87-68-3	Hexachlorobutadiene	10	U
59-50-7	4-Chloro-3-methylphenol	10	U
91-57-6	2-Methylnaphthalene	10	U
77-47-4	Hexachlorocyclopentadiene	10	U
88-06-2	2,4,6-Trichlorophenol	10	U
95-95-4	2,4,5-Trichlorophenol	20	U
91-58-7	2-Chloronaphthalene	10	U
88-74-4	2-Nitroaniline	20	U
131-11-3	Dimethylphthalate	10	U
208-96-8	Acenaphthylene	10	U
606-20-2	2,6-Dinitrotoluene	10	U
99-09-2	3-Nitroaniline	20	U
83-32-9	Acenaphthene	10	U
51-28-5	2,4-Dinitrophenol	20	U
100-02-7	4-Nitrophenol	20	U
132-64-9	Dibenzofuran	10	U

1E - FORM I SV-2

SEMIVOLATILE ORGANICS ANALYSIS DATA SHEET

CLIENT SAMPLE NO.

690-FB2-O

Lab Name: MITKEM LABORATORIES Contract:

Lab Code: MITKEM Case No.: J0582 Mod. Ref No.: SDG No.: SJ0582

Matrix: (SOIL/SED/WATER) WATER Lab Sample ID: J0582-33C

Sample wt/vol: 1000 (g/mL) ML Lab File ID: S1G2851.D

Level: (LOW/MED) LOW Extraction: (Type) CONT

% Moisture: Decanted: (Y/N) Date Received: 03/27/2010

Concentrated Extract Volume: 1000 (uL) Date Extracted: 03/30/2010

Injection Volume: 1.0 (uL) GPC Factor: 1.00 Date Analyzed: 04/03/2010

GPC Cleanup: (Y/N) N pH: Dilution Factor: 1.0

CAS NO.	COMPOUND	CONCENTRATION UNITS: (ug/L or ug/Kg) µG/L	Q
121-14-2	2,4-Dinitrotoluene	10	U
84-66-2	Diethylphthalate	10	U
7005-72-3	4-Chlorophenyl-phenylether	10	U
86-73-7	Fluorene	10	U
100-01-6	4-Nitroaniline	20	U
534-52-1	4,6-Dinitro-2-methylphenol	20	U
86-30-6	N-Nitrosodiphenylamine	10	U
101-55-3	4-Bromophenyl-phenylether	10	UJ
118-74-1	Hexachlorobenzene	10	U
87-86-5	Pentachlorophenol	20	U
85-01-8	Phenanthrene	10	U
120-12-7	Anthracene	10	UJ
86-74-8	Carbazole	10	U
84-74-2	Di-n-butylphthalate	10	U
206-44-0	Fluoranthene	10	U
129-00-0	Pyrene	10	U
85-68-7	Butylbenzylphthalate	10	U
91-94-1	3,3'-Dichlorobenzidine	10	UJ
56-55-3	Benzo(a)anthracene	10	U
218-01-9	Chrysene	10	U
117-81-7	Bis(2-ethylhexyl)phthalate	10	U
117-84-0	Di-n-octylphthalate	10	U
205-99-2	Benzo(b)fluoranthene	10	U
207-08-9	Benzo(k)fluoranthene	10	U
50-32-8	Benzo(a)pyrene	10	U
193-39-5	Indeno(1,2,3-cd)pyrene	10	U
53-70-3	Dibenzo(a,h)anthracene	10	U
191-24-2	Benzo(g,h,i)perylene	10	U

EGL

1K - FORM I SV-TIC

SEMIVOLATILE ORGANICS ANALYSIS DATA SHEET

TENTATIVELY IDENTIFIED COMPOUNDS

CLIENT SAMPLE NO.

690-FB2-O

Lab Name: MITKEM LABORATORIES Contract:

Lab Code: MITKEM Case No.: J0582 Mod. Ref No.: SDG No.: SJ0582

Matrix: (SOIL/SED/WATER) WATER Lab Sample ID: J0582-33C

Sample wt/vol: 1000 (g/mL) ML Lab File ID: S1G2851.D

Level: (TRACE or LOW/MED) LOW Extraction: (Type) CONT

% Moisture: Decanted: (Y/N) Date Received: 03/27/2010

Concentrated Extract Volume: 1000 (uL) Date Extracted: 03/30/2010

Injection Volume: 1.0 (uL) GPC Factor: 1.00 Date Analyzed: 04/03/2010

GPC Cleanup: (Y/N) N pH: Dilution Factor: 1.0

CONCENTRATION UNITS: (ug/L or ug/Kg) µG/L

CAS NUMBER	COMPOUND NAME	RT	EST. CONC.	Q
E96679E[2]	Total Alkanes	N/A		

[2] EPA-designated Registry Number.

EGL

1D - FORM I SV-1

SEMIVOLATILE ORGANICS ANALYSIS DATA SHEET

CLIENT SAMPLE NO.

690-SB-18(4.0'-4.6')-O

Lab Name: MITKEM LABORATORIES Contract:

Lab Code: MITKEM Case No.: J0582 Mod. Ref No.: SDG No.: SJ0582

Matrix: (SOIL/SED/WATER) SOIL Lab Sample ID: J0582-34B

Sample wt/vol: 30.4 (g/mL) G Lab File ID: S3G4005.D

Level: (LOW/MED) LOW Extraction: (Type) SONC

% Moisture: 12 Decanted: (Y/N) N Date Received: 04/03/2010

Concentrated Extract Volume: 1000 (uL) Date Extracted: 04/06/2010

Injection Volume: 1.0 (uL) GPC Factor: 1.00 Date Analyzed: 04/09/2010

GPC Cleanup: (Y/N) N pH: Dilution Factor: 1.0

CAS NO.	COMPOUND	CONCENTRATION UNITS: (ug/L or ug/Kg) ug/KG	Q
108-95-2	Phenol	370	U
111-44-4	Bis(2-chloroethyl)ether	370	U
95-57-8	2-Chlorophenol	370	U
541-73-1	1,3-Dichlorobenzene	370	U
106-46-7	1,4-Dichlorobenzene	370	U
95-50-1	1,2-Dichlorobenzene	370	U
95-48-7	2-Methylphenol	370	U
108-60-1	2,2'-oxybis(1-Chloropropane)	370	U
106-44-5	4-Methylphenol	370	U
621-64-7	N-Nitroso-di-n-propylamine	370	U
67-72-1	Hexachloroethane	370	U
98-95-3	Nitrobenzene	370	U
78-59-1	Isophorone	370	U
88-75-5	2-Nitrophenol	370	U
105-67-9	2,4-Dimethylphenol	370	UJ
120-83-2	2,4-Dichlorophenol	370	U
120-82-1	1,2,4-Trichlorobenzene	370	U
91-20-3	Naphthalene	370	U
106-47-8	4-Chloroaniline	370	UJ
111-91-1	Bis(2-chloroethoxy)methane	370	U
87-68-3	Hexachlorobutadiene	370	U
59-50-7	4-Chloro-3-methylphenol	370	U
91-57-6	2-Methylnaphthalene	370	U
77-47-4	Hexachlorocyclopentadiene	370	UJ
88-06-2	2,4,6-Trichlorophenol	370	U
95-95-4	2,4,5-Trichlorophenol	750	U
91-58-7	2-Chloronaphthalene	370	U
88-74-4	2-Nitroaniline	750	U
131-11-3	Dimethylphthalate	370	U
208-96-8	Acenaphthylene	370	U
606-20-2	2,6-Dinitrotoluene	370	U
99-09-2	3-Nitroaniline	750	UJ
83-32-9	Acenaphthene	370	U
51-28-5	2,4-Dinitrophenol	750	U
100-02-7	4-Nitrophenol	750	U
132-64-9	Dibenzofuran	370	U

1E - FORM I SV-2

SEMIVOLATILE ORGANICS ANALYSIS DATA SHEET

CLIENT SAMPLE NO.

690-SB-18(4.0'-4.6')-O

Lab Name: MITKEM LABORATORIES Contract:

Lab Code: MITKEM Case No.: J0582 Mod. Ref No.: SDG No.: SJ0582

Matrix: (SOIL/SED/WATER) SOIL Lab Sample ID: J0582-34B

Sample wt/vol: 30.4 (g/mL) G Lab File ID: S3G4005.D

Level: (LOW/MED) LOW Extraction: (Type) SONC

% Moisture: 12 Decanted: (Y/N) N Date Received: 04/03/2010

Concentrated Extract Volume: 1000 (uL) Date Extracted: 04/06/2010

Injection Volume: 1.0 (uL) GPC Factor: 1.00 Date Analyzed: 04/09/2010

GPC Cleanup: (Y/N) N pH: Dilution Factor: 1.0

CAS NO.	COMPOUND	CONCENTRATION UNITS: (ug/L or ug/Kg) µG/KG	Q
121-14-2	2,4-Dinitrotoluene	370	U
84-66-2	Diethylphthalate	370	U
7005-72-3	4-Chlorophenyl-phenylether	370	U
86-73-7	Fluorene	370	U
100-01-6	4-Nitroaniline	750	UJ
534-52-1	4,6-Dinitro-2-methylphenol	750	U
86-30-6	N-Nitrosodiphenylamine	370	UJ
101-55-3	4-Bromophenyl-phenylether	370	U
118-74-1	Hexachlorobenzene	370	U
87-86-5	Pentachlorophenol	750	UJ
85-01-8	Phenanthrene	110	J
120-12-7	Anthracene	370	U
86-74-8	Carbazole	370	U
84-74-2	Di-n-butylphthalate	370	U
206-44-0	Fluoranthene	66	J
129-00-0	Pyrene	77	J
85-68-7	Butylbenzylphthalate	370	U
91-94-1	3,3'-Dichlorobenzidine	370	UJ
56-55-3	Benzo(a)anthracene	370	U
218-01-9	Chrysene	46	J
117-81-7	Bis(2-ethylhexyl)phthalate	370	U
117-84-0	Di-n-octylphthalate	370	U
205-99-2	Benzo(b)fluoranthene	370	U
207-08-9	Benzo(k)fluoranthene	370	U
50-32-8	Benzo(a)pyrene	370	U
193-39-5	Indeno(1,2,3-cd)pyrene	370	U
53-70-3	Dibenzo(a,h)anthracene	370	UJ
191-24-2	Benzo(g,h,i)perylene	370	U

EGL

1K - FORM I SV-TIC

SEMIVOLATILE ORGANICS ANALYSIS DATA SHEET

TENTATIVELY IDENTIFIED COMPOUNDS

CLIENT SAMPLE NO.: 690-SB-18(4.0'-4.6')-O

Lab Name: MITKEM LABORATORIES | Contract:

Lab Code: MITKEM | Case No.: J0582 | Mod. Ref No.: | SDG No.: SJ0582

Matrix: (SOIL/SED/WATER) SOIL | Lab Sample ID: J0582-34B

Sample wt/vol: 30.4 (g/mL) G | Lab File ID: S3G4005.D

Level: (TRACE or LOW/MED) LOW | Extraction: (Type) SONC

% Moisture: 12 | Decanted: (Y/N) N | Date Received: 04/03/2010

Concentrated Extract Volume: 1000 (uL) | Date Extracted: 04/06/2010

Injection Volume: 1.0 (uL) | GPC Factor: 1.00 | Date Analyzed: 04/09/2010

GPC Cleanup: (Y/N) N | pH: | Dilution Factor: 1.0

CONCENTRATION UNITS: (ug/L or ug/Kg) µG/KG

	CAS NUMBER	COMPOUND NAME	RT	EST. CONC.	Q
01		Unknown-01	1.939	190	J
02		Unknown-02	1.997	190	J
03		Unknown-03	2.094	150	J
04		Unknown-04	2.745	960	J
05		Unknown-05	2.831	170	J
06		Unknown-06	3.050	320	J
07		Unknown-07	4.327	160	J
08	629-50-5	Tridecane	4.871	240	NJ
09	629-50-5	Tridecane	5.379	290	NJ
10	629-62-9	Pentadecane	5.854	420	NJ
11	544-76-3	Hexadecane	6.303	490	NJ
12	629-78-7	Heptadecane	6.731	360	NJ
13	629-92-5	Nonadecane	7.521	330	NJ
14	112-95-8	Eicosane	7.890	290	NJ
15	54833-48-6	Heptadecane, 2,6,10,15-tetra	8.242	250	NJ
16	630-02-4	Octacosane	8.894	190	NJ
17		Unknown-08	9.204	180	J
18	629-50-5	Tridecane	9.781	170	NJ
19	629-97-0	Docosane	10.053	180	NJ
20		Unknown-09	10.358	170	J
	E966796[2]	Total Alkanes	N/A		

[2] EPA-designated Registry Number.

EGL

1D - FORM I SV-1

SEMIVOLATILE ORGANICS ANALYSIS DATA SHEET

CLIENT SAMPLE NO.

690-SB-76
(7.7'-8.0')-O

Lab Name: MITKEM LABORATORIES Contract:

Lab Code: MITKEM Case No.: J0582 Mod. Ref No.: SDG No.: SJ0582

Matrix: (SOIL/SED/WATER) SOIL Lab Sample ID: J0582-35B

Sample wt/vol: 30.1 (g/mL) G Lab File ID: S3G4020.D

Level: (LOW/MED) LOW Extraction: (Type) SONC

% Moisture: 11 Decanted: (Y/N) N Date Received: 04/03/2010

Concentrated Extract Volume: 1000 (uL) Date Extracted: 04/06/2010

Injection Volume: 1.0 (uL) GPC Factor: 1.00 Date Analyzed: 04/10/2010

GPC Cleanup: (Y/N) N pH: Dilution Factor: 1.0

CAS NO.	COMPOUND	CONCENTRATION UNITS: (ug/L or ug/Kg) µG/KG	Q
108-95-2	Phenol	370	U
111-44-4	Bis(2-chloroethyl)ether	370	U
95-57-8	2-Chlorophenol	370	U
541-73-1	1,3-Dichlorobenzene	370	U
106-46-7	1,4-Dichlorobenzene	370	U
95-50-1	1,2-Dichlorobenzene	370	U
95-48-7	2-Methylphenol	370	U
108-60-1	2,2'-oxybis(1-Chloropropane)	370	U
106-44-5	4-Methylphenol	370	U
621-64-7	N-Nitroso-di-n-propylamine	370	U
67-72-1	Hexachloroethane	370	U
98-95-3	Nitrobenzene	370	U
78-59-1	Isophorone	370	U
88-75-5	2-Nitrophenol	370	U
105-67-9	2,4-Dimethylphenol	370	UJ
120-83-2	2,4-Dichlorophenol	370	U
120-82-1	1,2,4-Trichlorobenzene	370	U
91-20-3	Naphthalene	370	U
106-47-8	4-Chloroaniline	370	UJ
111-91-1	Bis(2-chloroethoxy)methane	370	U
87-68-3	Hexachlorobutadiene	370	U
59-50-7	4-Chloro-3-methylphenol	370	U
91-57-6	2-Methylnaphthalene	370	U
77-47-4	Hexachlorocyclopentadiene	370	U
88-06-2	2,4,6-Trichlorophenol	370	U
95-95-4	2,4,5-Trichlorophenol	750	U
91-58-7	2-Chloronaphthalene	370	U
88-74-4	2-Nitroaniline	750	U
131-11-3	Dimethylphthalate	370	U
208-96-8	Acenaphthylene	370	U
606-20-2	2,6-Dinitrotoluene	370	U
99-09-2	3-Nitroaniline	750	UJ
83-32-9	Acenaphthene	370	U
51-28-5	2,4-Dinitrophenol	750	U
100-02-7	4-Nitrophenol	750	U
132-64-9	Dibenzofuran	370	U

1E - FORM I SV-2

SEMIVOLATILE ORGANICS ANALYSIS DATA SHEET

CLIENT SAMPLE NO.

690-SB-76
(7.7'-8.0')-O

Lab Name: MITKEM LABORATORIES Contract:

Lab Code: MITKEM Case No.: J0582 Mod. Ref No.: SDG No.: SJ0582

Matrix: (SOIL/SED/WATER) SOIL Lab Sample ID: J0582-35B

Sample wt/vol: 30.1 (g/mL) G Lab File ID: S3G4020.D

Level: (LOW/MED) LOW Extraction: (Type) SONC

% Moisture: 11 Decanted: (Y/N) N Date Received: 04/03/2010

Concentrated Extract Volume: 1000 (uL) Date Extracted: 04/06/2010

Injection Volume: 1.0 (uL) GPC Factor: 1.00 Date Analyzed: 04/10/2010

GPC Cleanup: (Y/N) N pH: Dilution Factor: 1.0

CAS NO.	COMPOUND	CONCENTRATION UNITS: (ug/L or ug/Kg) µG/KG	Q
121-14-2	2,4-Dinitrotoluene	370	U
84-66-2	Diethylphthalate	370	U
7005-72-3	4-Chlorophenyl-phenylether	370	U
86-73-7	Fluorene	370	U
100-01-6	4-Nitroaniline	750	UJ
534-52-1	4,6-Dinitro-2-methylphenol	750	U
86-30-6	N-Nitrosodiphenylamine	370	UJ
101-55-3	4-Bromophenyl-phenylether	370	U
118-74-1	Hexachlorobenzene	370	U
87-86-5	Pentachlorophenol	750	UJ
85-01-8	Phenanthrene	370	U
120-12-7	Anthracene	370	U
86-74-8	Carbazole	370	U
84-74-2	Di-n-butylphthalate	370	U
206-44-0	Fluoranthene	370	U
129-00-0	Pyrene	370	U
85-68-7	Butylbenzylphthalate	370	U
91-94-1	3,3'-Dichlorobenzidine	370	UJ
56-55-3	Benzo(a)anthracene	370	U
218-01-9	Chrysene	370	U
117-81-7	Bis(2-ethylhexyl)phthalate	370	U
117-84-0	Di-n-octylphthalate	370	U
205-99-2	Benzo(b)fluoranthene	370	U
207-08-9	Benzo(k)fluoranthene	370	U
50-32-8	Benzo(a)pyrene	370	U
193-39-5	Indeno(1,2,3-cd)pyrene	370	U
53-70-3	Dibenzo(a,h)anthracene	370	UJ
191-24-2	Benzo(g,h,i)perylene	370	U

EGL

1K - FORM I SV-TIC

SEMIVOLATILE ORGANICS ANALYSIS DATA SHEET

TENTATIVELY IDENTIFIED COMPOUNDS

CLIENT SAMPLE NO.

690-SB-76
(7.7'-8.0')-O

Lab Name: MITKEM LABORATORIES Contract:

Lab Code: MITKEM Case No.: J0582 Mod. Ref No.: SDG No.: SJ0582

Matrix: (SOIL/SED/WATER) SOIL Lab Sample ID: J0582-35B

Sample wt/vol: 30.1 (g/mL) G Lab File ID: S3G4020.D

Level: (TRACE or LOW/MED) LOW Extraction: (Type) SONC

% Moisture: 11 Decanted: (Y/N) N Date Received: 04/03/2010

Concentrated Extract Volume: 1000 (uL) Date Extracted: 04/06/2010

Injection Volume: 1.0 (uL) GPC Factor: 1.00 Date Analyzed: 04/10/2010

GPC Cleanup: (Y/N) N pH: Dilution Factor: 1.0

CONCENTRATION UNITS: (ug/L or ug/Kg) µG/KG

	CAS NUMBER	COMPOUND NAME	RT	EST. CONC.	Q
01	2216-30-0	Heptane, 2,5-dimethyl-	1.904	300	~~BNJ~~ U
02		Unknown-01	1.958	160	J
03		Unknown-02	2.059	250	J
04		Unknown-03	2.711	390	J
05	10544-50-0	Cyclic octaatomic sulfur	8.139	180	NJ
	E96679[2]	Total Alkanes	N/A		

[2] EPA-designated Registry Number.

EGL

U.S. EPA - CLP

1

EPA SAMPLE NO.

INORGANIC ANALYSIS DATA SHEET

690-FB1-O

Lab Name: Mitkem Laboratories Contract: 208492

Lab Code: MITKEM Case No.: SAS No.: SDG No.: SJ0582

Matrix (soil/water): WATER Lab Sample ID: J0582-32

Level (low/med): MED Date Received: 03/27/2010

% Solids: 0.0

Concentration Units (ug/L or mg/kg dry weight): UG/L

CAS No.	Analyte	Concentration	C	Q	M
7429-90-5	Aluminum	12.0	U		P
7440-36-0	Antimony	5.3	~~B~~	U	P
7440-38-2	Arsenic	3.1	U		P
7440-39-3	Barium	6.5	~~B~~	J	P
7440-41-7	Beryllium	0.097	~~B~~	U	P
7440-43-9	Cadmium	0.50	U		P
7440-70-2	Calcium	87.0	U		P
7440-47-3	Chromium	0.79	~~B~~	J	P
7440-48-4	Cobalt	0.67	U		P
7440-50-8	Copper	4.7	U		P
7439-89-6	Iron	196	~~B~~	U	P
7439-92-1	Lead	2.5	~~B~~	J	P
7439-95-4	Magnesium	62.0	U		P
7439-96-5	Manganese	3.5	U		P
7439-97-6	Mercury	0.056	U		CV
7440-02-0	Nickel	1.2	~~B~~	J	P
7440-09-7	Potassium	59.0	U		P
7782-49-2	Selenium	10.0	U		P
7440-22-4	Silver	2.4	U		P
7440-23-5	Sodium	55.8	~~B~~	J	P
7440-28-0	Thallium	5.7	U		P
7440-62-2	Vanadium	0.69	~~B~~	J	P
7440-66-6	Zinc	15.2	~~B~~	J	P

Comments: EGL

U.S. EPA - CLP

1

INORGANIC ANALYSIS DATA SHEET

EPA SAMPLE NO.: 690-FB2-O

Lab Name: Mitkem Laboratories Contract: 208492

Lab Code: MITKEM Case No.: SAS No.: SDG No.: SJ0582

Matrix (soil/water): WATER Lab Sample ID: J0582-33

Level (low/med): MED Date Received: 03/27/2010

% Solids: 0.0

Concentration Units (ug/L or mg/kg dry weight): UG/L

CAS No.	Analyte	Concentration	C	Q	M
7429-90-5	Aluminum	12.0	U		P
7440-36-0	Antimony	6.0	~~B~~	U	P
7440-38-2	Arsenic	3.1	U		P
7440-39-3	Barium	4.5	~~B~~	J	P
7440-41-7	Beryllium	0.063	~~B~~	U	P
7440-43-9	Cadmium	0.50	U		P
7440-70-2	Calcium	87.0	U		P
7440-47-3	Chromium	0.57	~~B~~	J	P
7440-48-4	Cobalt	0.67	U		P
7440-50-8	Copper	4.7	U		P
7439-89-6	Iron	47.0	U		P
7439-92-1	Lead	2.1	U		P
7439-95-4	Magnesium	62.0	U		P
7439-96-5	Manganese	3.5	U		P
7439-97-6	Mercury	0.056	U		CV
7440-02-0	Nickel	0.64	U		P
7440-09-7	Potassium	59.0	U		P
7782-49-2	Selenium	10.0	U		P
7440-22-4	Silver	2.4	U		P
7440-23-5	Sodium	51.3	~~B~~	J	P
7440-28-0	Thallium	5.7	U		P
7440-62-2	Vanadium	0.34	U		P
7440-66-6	Zinc	12.4	~~B~~	J	P

Comments: EGL

U.S. EPA - CLP

1

INORGANIC ANALYSIS DATA SHEET

EPA SAMPLE NO.

690-SB-18(4.0'-4.6')-O

Lab Name: Mitkem Laboratories Contract: 208492

Lab Code: MITKEM Case No.: SAS No.: SDG No.: SJ0582

Matrix (soil/water): SOIL Lab Sample ID: J0582-34

Level (low/med): MED Date Received: 04/03/2010

% Solids: 85.0

Concentration Units (ug/L or mg/kg dry weight): MG/KG

CAS No.	Analyte	Concentration	C	Q	M
7429-90-5	Aluminum	3950		~~E~~ J	P
7440-36-0	Antimony	0.16	U	~~[redacted]~~ UJ	P
7440-38-2	Arsenic	7.6		~~E~~ J	P
7440-39-3	Barium	28.8		~~E~~ J	P
7440-41-7	Beryllium	0.37		~~E~~ J	P
7440-43-9	Cadmium	0.26			P
7440-70-2	Calcium	91500		~~E~~ J	P
7440-47-3	Chromium	7.0		~~E~~ J	P
7440-48-4	Cobalt	5.1		~~E~~ J	P
7440-50-8	Copper	14.8		~~E~~ J	P
7439-89-6	Iron	22400		~~E~~ J	P
7439-92-1	Lead	31.1		~~E~~ J	P
7439-95-4	Magnesium	49800		~~E~~ J	P
7439-96-5	Manganese	290		~~E~~ J	P
7439-97-6	Mercury	0.0087	~~B~~	J	CV
7440-02-0	Nickel	12.8		~~E~~ J	P
7440-09-7	Potassium	1910		~~E~~ J	P
7782-49-2	Selenium	0.70	U		P
7440-22-4	Silver	0.12	~~B~~	J	P
7440-23-5	Sodium	233		~~E~~ J	P
7440-28-0	Thallium	0.22	U		P
7440-62-2	Vanadium	8.7		~~E~~ J	P
7440-66-6	Zinc	17.8		~~E~~ J	P

EGL

Comments:

1G - FORM I PEST

PESTICIDE ORGANICS ANALYSIS DATA SHEET

CLIENT SAMPLE NO.

690-SB-80(0'-2.5')-O

Lab Name: MITKEM LABORATORIES Contract:

Lab Code: MITKEM Case No.: J0582 Mod. Ref No.: SDG No.: SJ0582

Matrix: (SOIL/SED/WATER) SOIL Lab Sample ID: J0582-21A

Sample wt/vol: 30.2 (g/mL) G Lab File ID: E4F7852F.D/E4F7852R.D

% Moisture: 2.0 Decanted: (Y/N) N Date Received: 03/27/2010

Extraction: (Type) SONC Date Extracted: 04/08/2010

Concentrated Extract Volume: 10000 (uL) Date Analyzed: 04/14/2010

Injection Volume: 1.0 (uL) GPC Factor: 1.00 Dilution Factor: 1.0

GPC Cleanup: (Y/N) N pH: Sulfur Cleanup: (Y/N) Y

CAS NO.	COMPOUND	CONCENTRATION UNITS: (ug/L or ug/Kg) µG/KG	Q
319-84-6	alpha-BHC	1.7	U
319-85-7	beta-BHC	1.7	U
319-86-8	delta-BHC	1.7	U
58-89-9	gamma-BHC (Lindane)	1.7	U
76-44-8	Heptachlor	1.7	U
309-00-2	Aldrin	1.7	U
1024-57-3	Heptachlor epoxide	1.7	U
959-98-8	Endosulfan I	1.7	U
60-57-1	Dieldrin	3.3	U
72-55-9	4,4´-DDE	3.3	U
72-20-8	Endrin	3.3	U
33213-65-9	Endosulfan II	3.3	U
72-54-8	4,4´-DDD	3.3	U
1031-07-8	Endosulfan sulfate	3.3	U
50-29-3	4,4´-DDT	3.3	U
72-43-5	Methoxychlor	17	U
53494-70-5	Endrin ketone	3.3	U
7421-93-4	Endrin aldehyde	3.3	U
5103-71-9	alpha-Chlordane	1.7	U
5103-74-2	gamma-Chlordane	1.7	U
8001-35-2	Toxaphene	170	U

EGL

1G - FORM I PEST

PESTICIDE ORGANICS ANALYSIS DATA SHEET

CLIENT SAMPLE NO.

690-FB1-O

Lab Name: MITKEM LABORATORIES Contract:

Lab Code: MITKEM Case No.: J0582 Mod. Ref No.: SDG No.: SJ0582

Matrix: (SOIL/SED/WATER) WATER Lab Sample ID: J0582-32C

Sample wt/vol: 1000 (g/mL) ML Lab File ID: E4F7223F.D/E4F7223R.D

% Moisture: Decanted: (Y/N) Date Received: 03/27/2010

Extraction: (Type) SEPF Date Extracted: 03/30/2010

Concentrated Extract Volume: 10000 (uL) Date Analyzed: 04/02/2010

Injection Volume: 1.0 (uL) GPC Factor: 1.00 Dilution Factor: 1.0

GPC Cleanup: (Y/N) N pH: Sulfur Cleanup: (Y/N) Y

CAS NO.	COMPOUND	CONCENTRATION UNITS: (ug/L or ug/Kg) µG/L	Q
319-84-6	alpha-BHC	0.050	U
319-85-7	beta-BHC	0.050	U
319-86-8	delta-BHC	0.050	U
58-89-9	gamma-BHC (Lindane)	0.050	U
76-44-8	Heptachlor	0.050	UJ
309-00-2	Aldrin	0.050	U
1024-57-3	Heptachlor epoxide	0.050	U
959-98-8	Endosulfan I	0.050	U
60-57-1	Dieldrin	0.10	U
72-55-9	4,4´-DDE	0.10	U
72-20-8	Endrin	0.10	U
33213-65-9	Endosulfan II	0.10	U
72-54-8	4,4´-DDD	0.10	U
1031-07-8	Endosulfan sulfate	0.10	U
50-29-3	4,4´-DDT	0.10	UJ
72-43-5	Methoxychlor	0.50	UJ
53494-70-5	Endrin ketone	0.10	U
7421-93-4	Endrin aldehyde	0.10	U
5103-71-9	alpha-Chlordane	0.050	U
5103-74-2	gamma-Chlordane	0.050	U
8001-35-2	Toxaphene	5.0	U

EGL

1G - FORM I PEST

PESTICIDE ORGANICS ANALYSIS DATA SHEET

CLIENT SAMPLE NO.

690-FB2-O

Lab Name: MITKEM LABORATORIES Contract:

Lab Code: MITKEM Case No.: J0582 Mod. Ref No.: SDG No.: SJ0582

Matrix: (SOIL/SED/WATER) WATER Lab Sample ID: J0582-33C

Sample wt/vol: 1000 (g/mL) ML Lab File ID: E4F7224F.D/E4F7224R.D

% Moisture: Decanted: (Y/N) Date Received: 03/27/2010

Extraction: (Type) SEPF Date Extracted: 03/30/2010

Concentrated Extract Volume: 10000 (uL) Date Analyzed: 04/02/2010

Injection Volume: 1.0 (uL) GPC Factor: 1.00 Dilution Factor: 1.0

GPC Cleanup: (Y/N) N pH: Sulfur Cleanup: (Y/N) Y

CAS NO.	COMPOUND	CONCENTRATION UNITS: (ug/L or ug/Kg) µG/L	Q
319-84-6	alpha-BHC	0.050	U
319-85-7	beta-BHC	0.050	U
319-86-8	delta-BHC	0.050	U
58-89-9	gamma-BHC (Lindane)	0.050	U
76-44-8	Heptachlor	0.050	U J
309-00-2	Aldrin	0.050	U
1024-57-3	Heptachlor epoxide	0.050	U
959-98-8	Endosulfan I	0.050	U
60-57-1	Dieldrin	0.10	U
72-55-9	4,4´-DDE	0.10	U
72-20-8	Endrin	0.10	U
33213-65-9	Endosulfan II	0.10	U
72-54-8	4,4´-DDD	0.10	U
1031-07-8	Endosulfan sulfate	0.10	U
50-29-3	4,4´-DDT	0.10	U J
72-43-5	Methoxychlor	0.50	U J
53494-70-5	Endrin ketone	0.10	U
7421-93-4	Endrin aldehyde	0.10	U
5103-71-9	alpha-Chlordane	0.050	U
5103-74-2	gamma-Chlordane	0.050	U
8001-35-2	Toxaphene	5.0	U

EGL

1G - FORM I PEST

PESTICIDE ORGANICS ANALYSIS DATA SHEET

CLIENT SAMPLE NO.

690-SB-18(4.0'-4.6')-O

Lab Name: MITKEM LABORATORIES Contract:

Lab Code: MITKEM Case No.: J0582 Mod. Ref No.: SDG No.: SJ0582

Matrix: (SOIL/SED/WATER) SOIL Lab Sample ID: J0582-34B

Sample wt/vol: 30.0 (g/mL) G Lab File ID: E4F7853F.D/E4F7853R.D

% Moisture: 15 Decanted: (Y/N) N Date Received: 04/03/2010

Extraction: (Type) SONC Date Extracted: 04/08/2010

Concentrated Extract Volume: 10000 (uL) Date Analyzed: 04/14/2010

Injection Volume: 1.0 (uL) GPC Factor: 1.00 Dilution Factor: 1.0

GPC Cleanup: (Y/N) N pH: Sulfur Cleanup: (Y/N) Y

CAS NO.	COMPOUND	CONCENTRATION UNITS: (ug/L or ug/Kg) µG/KG	Q
319-84-6	alpha-BHC	2.0	U
319-85-7	beta-BHC	2.0	U
319-86-8	delta-BHC	2.0	U
58-89-9	gamma-BHC (Lindane)	2.0	U
76-44-8	Heptachlor	2.0	U
309-00-2	Aldrin	2.0	U
1024-57-3	Heptachlor epoxide	5.5	~~P~~ J
959-98-8	Endosulfan I	2.0	U
60-57-1	Dieldrin	3.9	U
72-55-9	4,4´-DDE	5.4	
72-20-8	Endrin	3.9	U
33213-65-9	Endosulfan II	3.9	U
72-54-8	4,4´-DDD	7.1	~~P~~ J
1031-07-8	Endosulfan sulfate	3.9	U
50-29-3	4,4´-DDT	16	
72-43-5	Methoxychlor	20	U
53494-70-5	Endrin ketone	3.9	U
7421-93-4	Endrin aldehyde	3.9	U
5103-71-9	alpha-Chlordane	2.0	U
5103-74-2	gamma-Chlordane	3.0	~~P~~ J
8001-35-2	Toxaphene	200	U

EGL

1G - FORM I PEST

PESTICIDE ORGANICS ANALYSIS DATA SHEET

CLIENT SAMPLE NO.

690-SB-76
(7.7'-8.0')-O

Lab Name: MITKEM LABORATORIES Contract:

Lab Code: MITKEM Case No.: J0582 Mod. Ref No.: SDG No.: SJ0582

Matrix: (SOIL/SED/WATER) SOIL Lab Sample ID: J0582-35B

Sample wt/vol: 30.0 (g/mL) G Lab File ID: E4F7856F.D/E4F7856R.D

% Moisture: 11 Decanted: (Y/N) N Date Received: 04/03/2010

Extraction: (Type) SONC Date Extracted: 04/08/2010

Concentrated Extract Volume: 10000 (uL) Date Analyzed: 04/14/2010

Injection Volume: 1.0 (uL) GPC Factor: 1.00 Dilution Factor: 1.0

GPC Cleanup: (Y/N) N pH: Sulfur Cleanup: (Y/N) Y

CAS NO.	COMPOUND	CONCENTRATION UNITS: (ug/L or ug/Kg) µG/KG	Q
319-84-6	alpha-BHC	1.9	U
319-85-7	beta-BHC	1.9	U
319-86-8	delta-BHC	1.9	U
58-89-9	gamma-BHC (Lindane)	1.9	U
76-44-8	Heptachlor	1.9	U
309-00-2	Aldrin	1.9	U
1024-57-3	Heptachlor epoxide	1.9	U
959-98-8	Endosulfan I	1.9	U
60-57-1	Dieldrin	3.7	U
72-55-9	4,4´-DDE	3.7	U
72-20-8	Endrin	3.7	U
33213-65-9	Endosulfan II	3.7	U
72-54-8	4,4´-DDD	3.7	U
1031-07-8	Endosulfan sulfate	3.7	U
50-29-3	4,4´-DDT	3.7	U
72-43-5	Methoxychlor	19	U
53494-70-5	Endrin ketone	3.7	U
7421-93-4	Endrin aldehyde	3.7	U
5103-71-9	alpha-Chlordane	1.9	U
5103-74-2	gamma-Chlordane	1.9	U
8001-35-2	Toxaphene	190	U

EGL

1H - FORM I ARO

AROCLOR ORGANICS ANALYSIS DATA SHEET

CLIENT SAMPLE NO.

690-SB-80(0'-2.5')-O

Lab Name: MITKEM LABORATORIES Contract:

Lab Code: MITKEM Case No.: J0582 Mod. Ref No.: SDG No.: SJ0582

Matrix: (SOIL/SED/WATER) SOIL Lab Sample ID: J0582-21A

Sample wt/vol: 30.2 (g/mL) G Lab File ID: E2J2610F.D/E2J2610R.D

% Moisture: 2.0 Decanted: (Y/N) N Date Received: 03/27/2010

Extraction: (Type) SONC Date Extracted: 04/08/2010

Concentrated Extract Volume: 10000 (uL) Date Analyzed: 04/12/2010

Injection Volume: 1.0 (uL) GPC Factor: 1.00 Dilution Factor: 1.0

GPC Cleanup: (Y/N) N pH: Sulfur Cleanup: (Y/N) Y

Acid Cleanup: (Y/N) Y

CAS NO.	COMPOUND	CONCENTRATION UNITS: (ug/L or ug/Kg) µG/KG	Q
12674-11-2	Aroclor-1016	33	U
11104-28-2	Aroclor-1221	33	U
11141-16-5	Aroclor-1232	33	U
53469-21-9	Aroclor-1242	33	U
12672-29-6	Aroclor-1248	33	U
11097-69-1	Aroclor-1254	33	U
11096-82-5	Aroclor-1260	33	U

EGL

1H - FORM I ARO

AROCLOR ORGANICS ANALYSIS DATA SHEET

CLIENT SAMPLE NO.

690-FB1-O

Lab Name: MITKEM LABORATORIES Contract:

Lab Code: MITKEM Case No.: J0582 Mod. Ref No.: SDG No.: SJ0582

Matrix: (SOIL/SED/WATER) WATER Lab Sample ID: J0582-32C

Sample wt/vol: 1000 (g/mL) ML Lab File ID: E2J2408F.D/E2J2408R.D

% Moisture: Decanted: (Y/N) Date Received: 03/27/2010

Extraction: (Type) SEPF Date Extracted: 03/30/2010

Concentrated Extract Volume: 10000 (uL) Date Analyzed: 04/05/2010

Injection Volume: 1.0 (uL) GPC Factor: 1.00 Dilution Factor: 1.0

GPC Cleanup: (Y/N) N pH: Sulfur Cleanup: (Y/N) Y

Acid Cleanup: (Y/N) Y

CAS NO.	COMPOUND	CONCENTRATION UNITS: (ug/L or ug/Kg) µG/L	Q
12674-11-2	Aroclor-1016	1.0	U
11104-28-2	Aroclor-1221	1.0	U
11141-16-5	Aroclor-1232	1.0	U
53469-21-9	Aroclor-1242	1.0	U
12672-29-6	Aroclor-1248	1.0	U
11097-69-1	Aroclor-1254	1.0	U
11096-82-5	Aroclor-1260	1.0	U

EGL

U.S. EPA - CLP

1

INORGANIC ANALYSIS DATA SHEET

EPA SAMPLE NO.

690-SB-76 (7.7'-8.0')-O

Lab Name: Mitkem Laboratories Contract: 208492

Lab Code: MITKEM Case No.: SAS No.: SDG No.: SJ0582

Matrix (soil/water): SOIL Lab Sample ID: J0582-35

Level (low/med): MED Date Received: 04/03/2010

% Solids: 89.0

Concentration Units (ug/L or mg/kg dry weight): MG/KG

CAS No.	Analyte	Concentration	C	Q	M
7429-90-5	Aluminum	2960		~~E~~ J	P
7440-36-0	Antimony	0.16	U	~~N~~ UJ	P
7440-38-2	Arsenic	3.3		~~E~~ J	P
7440-39-3	Barium	15.6		~~E~~ J	P
7440-41-7	Beryllium	0.26		~~E~~ J	P
7440-43-9	Cadmium	0.071		~~E~~ J	P
7440-70-2	Calcium	98100		~~E~~ J	P
7440-47-3	Chromium	4.9		~~E~~ J	P
7440-48-4	Cobalt	3.0		~~E~~ J	P
7440-50-8	Copper	7.6		~~E~~ J	P
7439-89-6	Iron	10400		E J	P
7439-92-1	Lead	10.3		~~E~~ J	P
7439-95-4	Magnesium	17500		E J	P
7439-96-5	Manganese	346		~~E~~ J	P
7439-97-6	Mercury	0.0062	U		CV
7440-02-0	Nickel	7.1		~~E~~ J	P
7440-09-7	Potassium	1520		~~E~~ J	P
7782-49-2	Selenium	0.68	U		P
7440-22-4	Silver	0.069	U		P
7440-23-5	Sodium	103		~~E~~ J	P
7440-28-0	Thallium	0.21	U		P
7440-62-2	Vanadium	7.1		~~E~~ J	P
7440-66-6	Zinc	16.6		~~E~~ J	P

EC, L

Comments:

1H - FORM I ARO

AROCLOR ORGANICS ANALYSIS DATA SHEET

CLIENT SAMPLE NO.

690-FB2-O

Lab Name: MITKEM LABORATORIES Contract:

Lab Code: MITKEM Case No.: J0582 Mod. Ref No.: SDG No.: SJ0582

Matrix: (SOIL/SED/WATER) WATER Lab Sample ID: J0582-33C

Sample wt/vol: 1000 (g/mL) ML Lab File ID: E2J2409F.D/E2J2409R.D

% Moisture: Decanted: (Y/N) Date Received: 03/27/2010

Extraction: (Type) SEPF Date Extracted: 03/30/2010

Concentrated Extract Volume: 10000 (uL) Date Analyzed: 04/05/2010

Injection Volume: 1.0 (uL) GPC Factor: 1.00 Dilution Factor: 1.0

GPC Cleanup: (Y/N) N pH: Sulfur Cleanup: (Y/N) Y

Acid Cleanup: (Y/N) Y

CAS NO.	COMPOUND	CONCENTRATION UNITS: (ug/L or ug/Kg) µG/L	Q
12674-11-2	Aroclor-1016	1.0	U
11104-28-2	Aroclor-1221	1.0	U
11141-16-5	Aroclor-1232	1.0	U
53469-21-9	Aroclor-1242	1.0	U
12672-29-6	Aroclor-1248	1.0	U
11097-69-1	Aroclor-1254	1.0	U
11096-82-5	Aroclor-1260	1.0	U

EGL

U.S. EPA - CLP

1

EPA SAMPLE NO.

INORGANIC ANALYSIS DATA SHEET

690-SB-79(0'-3.5')-O

Lab Name: Mitkem Laboratories Contract: 208492

Lab Code: MITKEM Case No.: SAS No.: SDG No.: SJ0582

Matrix (soil/water): SOIL Lab Sample ID: J0582-20

Level (low/med): MED Date Received: 03/27/2010

% Solids: 91.0

Concentration Units (ug/L or mg/kg dry weight): MG/KG

CAS No.	Analyte	Concentration	C	Q	M
7429-90-5	Aluminum	2810		~~E~~ J	P
7440-36-0	Antimony	0.16	U	~~N~~ UJ	P
7440-38-2	Arsenic	4.8		~~E~~ J	P
7440-39-3	Barium	14.4		~~E~~ J	P
7440-41-7	Beryllium	0.32		~~E~~ J	P
7440-43-9	Cadmium	0.071	~~B~~	J	P
7440-70-2	Calcium	87500		~~E~~ J	P
7440-47-3	Chromium	4.9		~~E~~ J	P
7440-48-4	Cobalt	4.2		~~E~~ J	P
7440-50-8	Copper	6.5		~~E~~ J	P
7439-89-6	Iron	11900		~~E~~ J	P
7439-92-1	Lead	12.7		~~E~~ J	P
7439-95-4	Magnesium	42500		~~E~~ J	P
7439-96-5	Manganese	224		~~E~~ J	P
7439-97-6	Mercury	0.0075	~~B~~	J	CV
7440-02-0	Nickel	7.3		~~E~~ J	P
7440-09-7	Potassium	1470		~~E~~ J	P
7782-49-2	Selenium	0.67	U		P
7440-22-4	Silver	0.068	U		P
7440-23-5	Sodium	189		~~E~~ J	P
7440-28-0	Thallium	0.21	U		P
7440-62-2	Vanadium	6.2		~~E~~ J	P
7440-66-6	Zinc	9.7		~~E~~ J	P

EGL

Comments:

1H - FORM I ARO

AROCLOR ORGANICS ANALYSIS DATA SHEET

CLIENT SAMPLE NO.

690-SB-18(4.0'-4.6')-O

Lab Name: MITKEM LABORATORIES Contract:

Lab Code: MITKEM Case No.: J0582 Mod. Ref No.: SDG No.: SJ0582

Matrix: (SOIL/SED/WATER) SOIL Lab Sample ID: J0582-34B

Sample wt/vol: 30.0 (g/mL) G Lab File ID: E2J2611F.D/E2J2611R.D

% Moisture: 15 Decanted: (Y/N) N Date Received: 04/03/2010

Extraction: (Type) SONC Date Extracted: 04/08/2010

Concentrated Extract Volume: 10000 (uL) Date Analyzed: 04/12/2010

Injection Volume: 1.0 (uL) GPC Factor: 1.00 Dilution Factor: 1.0

GPC Cleanup: (Y/N) N pH: Sulfur Cleanup: (Y/N) Y

Acid Cleanup: (Y/N) Y

CAS NO.	COMPOUND	CONCENTRATION UNITS: (ug/L or ug/Kg) µG/KG	Q
12674-11-2	Aroclor-1016	39	U
11104-28-2	Aroclor-1221	39	U
11141-16-5	Aroclor-1232	39	U
53469-21-9	Aroclor-1242	39	U
12672-29-6	Aroclor-1248	39	U
11097-69-1	Aroclor-1254	210	
11096-82-5	Aroclor-1260	39	U

EGL

1H - FORM I ARO

AROCLOR ORGANICS ANALYSIS DATA SHEET

CLIENT SAMPLE NO.

690-SB-76
(7.7'-8.0')-O

Lab Name: MITKEM LABORATORIES Contract:

Lab Code: MITKEM Case No.: J0582 Mod. Ref No.: SDG No.: SJ0582

Matrix: (SOIL/SED/WATER) SOIL Lab Sample ID: J0582-35B

Sample wt/vol: 30.0 (g/mL) G Lab File ID: E2J2612F.D/E2J2612R.D

% Moisture: 11 Decanted: (Y/N) N Date Received: 04/03/2010

Extraction: (Type) SONC Date Extracted: 04/08/2010

Concentrated Extract Volume: 10000 (uL) Date Analyzed: 04/12/2010

Injection Volume: 1.0 (uL) GPC Factor: 1.00 Dilution Factor: 1.0

GPC Cleanup: (Y/N) N pH: Sulfur Cleanup: (Y/N) Y

Acid Cleanup: (Y/N) Y

CAS NO.	COMPOUND	CONCENTRATION UNITS: (ug/L or ug/Kg) µG/KG	Q
12674-11-2	Aroclor-1016	37	U
11104-28-2	Aroclor-1221	37	U
11141-16-5	Aroclor-1232	37	U
53469-21-9	Aroclor-1242	37	U
12672-29-6	Aroclor-1248	37	U
11097-69-1	Aroclor-1254	37	U
11096-82-5	Aroclor-1260	37	U

EGL

U.S. EPA - CLP

1

EPA SAMPLE NO.

INORGANIC ANALYSIS DATA SHEET

690-SB-80(0'-2.5')-O

Lab Name: Mitkem Laboratories Contract: 208492

Lab Code: MITKEM Case No.: SAS No.: SDG No.: SJ0582

Matrix (soil/water): SOIL Lab Sample ID: J0582-21

Level (low/med): MED Date Received: 03/27/2010

% Solids: 98.0

Concentration Units (ug/L or mg/kg dry weight): MG/KG

CAS No.	Analyte	Concentration	C	Q	M
7429-90-5	Aluminum	1780		~~E~~ J	P
7440-36-0	Antimony	0.16	U	~~N~~ UJ	P
7440-38-2	Arsenic	2.5		~~E~~ J	P
7440-39-3	Barium	8.2	~~B~~	~~B~~ J	P
7440-41-7	Beryllium	0.16	~~B~~	~~B~~ J	P
7440-43-9	Cadmium	0.043	~~B~~	J	P
7440-70-2	Calcium	78100		~~*~~ J	P
7440-47-3	Chromium	2.8		~~E~~ J	P
7440-48-4	Cobalt	2.0	~~B~~	~~B~~ J	P
7440-50-8	Copper	3.8		~~*~~ J	P
7439-89-6	Iron	7870		~~E~~ J	P
7439-92-1	Lead	11.6		~~E~~ J	P
7439-95-4	Magnesium	37000		~~E~~ J	P
7439-96-5	Manganese	175		~~E~~ J	P
7439-97-6	Mercury	0.0071	~~B~~	J	CV
7440-02-0	Nickel	4.9		~~E~~ J	P
7440-09-7	Potassium	762		~~*~~ J	P
7782-49-2	Selenium	0.69	U		P
7440-22-4	Silver	0.069	U		P
7440-23-5	Sodium	134		~~E~~ J	P
7440-28-0	Thallium	0.21	U		P
7440-62-2	Vanadium	3.5		~~*E~~ J	P
7440-66-6	Zinc	3.4		~~*E~~ J	P

EGL

Comments:

Mitkem	Project: Soil	
175 Metro Center Boulevard	Project Number: Soil	**Reported:**
Warwick RI, 02886-1755	Project Manager: Shirley S. Ng	04/21/10 15:22

Radiochemical Analysis by EPA Methods
Waste Stream Technology

Analyte	Result	UNC	MDA	Units	Batch	Prepared	Analyzed	Method	Notes
690-SB-18(4.0'-4.6')-0 (0D07028-01) Soil	**Sampled: 04/02/10 08:00 Received: 04/07/10 14:00**								
Thorium-230	0.482 U	0.1625	0.09729	pCi/g	AD01207	04/12/10	04/14/10	USACE RMO-3008	J-01
Thorium-232	0.654	0.1949	0.1052	"	"	"	"	"	J-01
690-SB-76(0'-4.0')-0 (0D07028-02) Soil	**Sampled: 04/02/10 09:00 Received: 04/07/10 14:00**								
Thorium-232	0.424	0.1064	0.01385	pCi/g	AD01207	04/12/10	04/14/10	USACE RMO-3008	
690-SB-76(7.7'-8.0')-0 (0D07028-03) Soil	**Sampled: 04/02/10 09:30 Received: 04/07/10 14:00**								
Thorium-230	0.491 U	0.1713	0.09715	pCi/g	AD01207	04/12/10	04/14/10	USACE RMO-3008	J-01
Thorium-232	0.813	0.2315	0.09698	"	"	"	"	"	J-01
690-SB-77(0'-4.0')-0 (0D07028-04) Soil	**Sampled: 04/02/10 10:00 Received: 04/07/10 14:00**								
Thorium-232	0.452	0.1498	0.07225	pCi/g	AD01207	04/12/10	04/14/10	USACE RMO-3008	J-01
690-SB-21(0'-4.0')-0 (0D07028-05) Soil	**Sampled: 04/02/10 10:30 Received: 04/07/10 14:00**								
Thorium-232	0.402	0.1097	0.03517	pCi/g	AD01207	04/12/10	04/14/10	USACE RMO-3008	

EGL

The results in this report apply to the samples analyzed in accordance with the chain of custody document. This analytical report must be reproduced in its entirety.

Data Usability Summary Report (DUSR)

Genesee Valley Real Estate
Labella Project #209280

Mitkem Laboratories, Warwick, RI
Sample Delivery Group #J1325
August 7, 2010

Prepared by:



Ethan Lee
LaBella Associates, P.C.
300 State St
Rochester, NY 14614

Analytical results for the project samples were reviewed to evaluate the data usability. Data was assessed in accordance with guidance from the following Federal and/or State guidance documents:

- USEPA National Functional Guidelines for Organic Data Review (EPA 540/R-99/008) and/or USEPA National Functional Guidelines for Low Concentration Organic Data Review (EPA 540-R-04-004).

And method protocol criteria were applicable as prescribed by "Test Methods for Evaluating Solid Waste", SW846, Update III, 1996.

This DUSR pertains to the following samples:

Sample ID	Lab ID	Matrix	Sample Date	Analysis Performed
				VOC[(1)]
690-SB-83 (8.0-9.8')-O	J1325-01	SO	6/25/10	X
690-SB-84- (9.0-10.5')-O	J1325-02	SO	6/25/10	X
690-SB-85 (4.0-8.2')-O	J1325-03	SO	6/25/10	X
690-SB-86 (4.0-7.0')-O	J1325-04	SO	6/25/10	X
690-SB-87 (4.0-5.7')-O	J1325-05	SO	6/25/10	X
690-SB-88 (4.0-5.0')-O	J1325-06	SO	6/25/10	X
690 TRIP BLANK-O	J1325-07	AQ	6/25/10	X
690-SB-84 (9.0-10.5')-D	J1325-08	SO	6/25/10	X
690-SB-85 (4.0-5.2')-O	J1325-09	SO	6/25/10	X
690-SB-83-O	J1325-10	AQ	6/25/10	X
690-SB-84-O	J1325-11	AQ	6/25/10	X
690-SB-85-O	J1325-12	AQ	6/25/10	X
690-SB-86-O	J1325-13	AQ	6/25/10	X
690-SB-87-O	J1325-14	AQ	6/25/10	X
690-SB-88-O	J1325-15	AQ	6/25/10	X

(1) VOC analyses were performed using USEPA Method SW846 8260B.

The following items/criteria applicable to the analysis of project samples and associated QA/QC procedures were reviewed:

- Sample Data Reporting Format
- Preservation and Holding Time Compliance
- GC/MS Instrument Performance Check
- Initial Calibration Verification (ICV)
- Continuing Calibration Verification (CCV)
- Blank Sample Analysis
- System Monitoring/Surrogate Compound Recoveries
- Laboratory Control Sample (LCS) Recoveries
- Matrix Spike/Matrix Spike Duplicate (MS/MSD) Recoveries
- Internal Standards
- Target Compound Identification
- Compound Quantitation
- Data Qualifiers
- Summary

Volatile Organic Compounds (VOCs)

Sample Data Reporting Format

The sample data are presented using USEPA Contract Laboratory Protocol (CLP) format. The data package has been reviewed for completeness and found to contain each required sample result and associated QA/QC report form. The reporting format is complete and compliant with the objectives of the project. No qualification of the data is recommended.

Preservation and Holding Time Compliance

Maximum allowable holding times for each parameter were measured from the time of sample collection to the time of sample preparation or analysis for each project sample. All project samples were found to be properly preserved or analyzed within the USEPA recommended maximum holding time without exception. No qualification of the data is recommended.

Gas Chromatography/Mass Spectrometry (GC/MS) Instrument Performance Check

GC/MS instrument performance checks for the instruments used in the analysis of project samples fell within method specific criteria without exception. No qualification of the data is recommended.

Initial Calibration Verification (ICV)

Initial calibration checks for the instruments used in the analysis of project samples fell within the method specific criteria, with the following exceptions:

Inst.	Date/ Time	Target Analyte(s)	%RSD	RRF	Affected Sample(s)	Corrective Action
V1	6/28/10 13:47	1,1-Dichloroethene	22.3	0.25	690-SB-83 (8.0-9.8')-O	Action #1
		Bromoform	21.5	0.30	690-SB-85 (4.0-8.2')-O	Action #1
		2-Chloroethyl Vinyl Ether	23.1	0.10	690-SB-88 (4.0-5.0')-O	Action #1
					690-SB-84 (9.0-10.5')-D	
					690-SB-85 (4.0-5.2')-D	
					690-SB-84 (9.0-10.5')-O	
					690-SB-85 (4.0-8.2')-ODL	
					690-SB-86 (4.0-7.0')-O	
					690-SB-87 (4.0-5.7')-O	
					690-SB-85 (4.0-5.2')-DDL	

Action #1: Positive results are qualified "J", estimated and nondetected analytes as "UJ", estimated detection limit.

Continuing Calibration Verification (CCV)

Continuing calibration checks for the instruments used in the analysis of project samples fell within the method specific criteria, with the following exceptions:

Inst.	Date/ Time	Target Analyte(s)	%D	RRF	Affected Sample(s)	Corrective Action
V1	7/6/10 08:53	Acetone	47.4	0.09	690-SB-83 (8.0-9.8')-O	Action #1
		2-Chloroethyl Vinyl Ether	-40.3	0.06	690-SB-85 (4.0-8.2')-O	Action #1
					690-SB-88 (4.0-5.0')-O	
					690-SB-84 (9.0-10.5')-D	
					690-SB-85 (4.0-5.2')-D	

V1	7/7/10 08:34	1,1-Dichloroethene 2-Chloroethyl Vinyl Ether	-28.4 -41.5	0.18 0.06	690-SB-84 (9.0-10.5')-O 690-SB-85 (4.0-8.2')-ODL 690-SB-86 (4.0-7.0')-O 690-SB-87 (4.0-5.7')-O 690-SB-85 (4.0-5.2')-DDL	Action #1 Action #1
V2	7/1/10 08:02	Acetone 2-Chloroethyl Vinyl Ether	64.0 -26.6	0.04 0.10	690-TRIP BLANK-O 690-SB-83-O 690-SB-84-O 690-SB-85-O 690-SB-87-O 690-SB-88-O	Action #1 Action #1
V2	7/6/10 09:39	Bromomethane	-35.9	0.22	690-SB-86-O 690-SB-85-ODL 690-SB-87-ODL 690-SB-88-ODL	Action #1

Action #1: Positive results are qualified "J", estimated and nondetected analytes as "UJ", estimated detection limit.

Blank Sample Analysis

In accordance with cited USEPA guidelines, positive sample results should be reported unless the concentration of the compound in the project sample is less than or equal to 10 times (10X) the amount in any blank for the common laboratory contaminants (methylene chloride, acetone, 2-butanone, cyclohexane), or 5 times (5X) the amount for other target compounds.

Target compounds were not identified in associated blank samples at a concentration above the MDL for organic parameter analyses. No qualification of the data is recommended.

System Monitoring/Surrogate Compound Recoveries

System monitoring/surrogate compound recoveries were within the laboratory specific criteria for the analysis of the project samples, with the following exceptions:

Surrogate		Criteria (%)
Dibromofluoromethane	S01	85-115
1,2-Dichloroethane-d4	S02	70-120
Toluene-d8	S03	85-120
Bromofluorobenzene	S04	75-120

Project Sample ID	S01	S02	S03	S04	Positive Results	Non Detect (ND)
	%R	%R	%R	%R		
690-SB-83-O	**118**	110	103	94	J	No Qual
690-SB-84-O	**120**	112	100	95	J	No Qual
690-SB-85-O	**117**	104	102	95	J	No Qual
690-SB-87-O	**122**	112	103	95	J	No Qual
690-SB-88-O	**119**	115	99	95	J	No Qual

If the surrogate percent recovery is greater than the upper acceptance limit, associated target analyte positive results are qualified "J", estimated and nondetected analytes should not be qualified. All VOC target analytes in the identified project samples should be qualified as noted above.

Laboratory Control Sample (LCS) Recoveries

LCS recoveries were within the method specific criteria, with the following exceptions:

LCS ID	Compound	QC Criteria	LCS %R	Affected Samples	Action
LCS-52730	Acetone	40-140	161	690-TRIP BLANK-O 690-SB-83-O 690-SB-84-O 690-SB-85-O 690-SB-87-O 690-SB-88-O	Action #1

LCS-52797	Acetone	40-140	149	690-SB-86-O 690-SB-85-ODL 690-SB-87-ODL 690-SB-88-ODL	Action #1
LCS-52795 LCSD-52795	2-Chloroethyl vinyl ether 2-Chloroethyl vinyl ether	70-130 70-130	61 61	690-SB-83 (8.0-9.8')-O 690-SB-85 (4.0-8.2')-O 690-SB-88 (4.0-5.0')-O 690-SB-84 (9.0-10.5')-D 690-SB-85 (4.0-5.2')-D	Action #2 Action #2
LCS-52826 LCSD-52826	2-Chloroethyl vinyl ether 2-Chloroethyl vinyl ether	70-130 70-130	54 47	690-SB-84 (9.0-10.5')-O 690-SB-85 (4.0-8.2')-ODL 690-SB-86 (4.0-7.0')-O 690-SB-87 (4.0-5.7')-O 690-SB-85 (4.0-5.2')-DDL	Action #2 Action #2

Action #1: Positive results are qualified "J", estimated and nondetected analytes should not be qualified.
Action #2: Positive results are qualified "J", estimated and nondetected analytes are qualified "UJ", estimated detection limit.

Internal Standards (IS)

The calculated response of each IS compound fell within the QA/QC criteria. No qualification of the data is recommended.

Compound Quantitation

Compound quantitation is performed to ensure that reported quantitation results are accurate. No qualification of the data is recommended.

Data Qualifiers

Data qualifiers were assigned by the laboratory to the reported results to identify target analytes detected below the reporting limit (RL) but above the method detection limit (MDL). Based on a spot check of the data qualifiers used, these flags appeared to be applied to the

reported results in accordance with USEPA guidance. The "J" qualifier, which indicates an estimated value because the result was between the RL and MDL, was carried forward.

Compounds detected at levels above the calibration range of the instrument were qualified "E" by the laboratory. The samples were then re-analyzed at a dilution to bring the concentration within the calibration range of the instrument. Both results were reported by the laboratory and the data validator used professional judgment to select the best result for reporting purposes.

Summary

The results presented in each report were found to be compliant with the data quality objectives for the project and usable. Based on our review, the usability of the data is 100%, with the few exceptions noted above.

1A - FORM I VOA-1

VOLATILE ORGANICS ANALYSIS DATA SHEET

CLIENT SAMPLE NO.

690-SB-83(8.0'-9.8')-O

Lab Name: MITKEM LABORATORIES Contract:

Lab Code: MITKEM Case No.: J1325 Mod. Ref No.: SDG No.: SJ1325

Matrix: (SOIL/SED/WATER) SOIL Lab Sample ID: J1325-01A

Sample wt/vol: 5.80 (g/mL) G Lab File ID: V1L4980.D

Level: (TRACE/LOW/MED) LOW Date Received: 06/26/2010

% Moisture: not dec. 15 Date Analyzed: 07/06/2010

GC Column: DB-624 ID: 0.25 (mm) Dilution Factor: 1.0

Soil Extract Volume: (uL) Soil Aliquot Volume: (uL)

Purge Volume: 10.0 (mL)

CAS NO.	COMPOUND	CONCENTRATION UNITS: (ug/L or ug/Kg) µG/KG	Q
74-87-3	Chloromethane	5.1	U
75-01-4	Vinyl chloride	5.1	U
74-83-9	Bromomethane	5.1	U
75-00-3	Chloroethane	5.1	U
75-69-4	Trichlorofluoromethane	5.1	U
75-35-4	1,1-Dichloroethene	5.1	UJ
67-64-1	Acetone	4.2	J
75-15-0	Carbon disulfide	3.1	J
75-09-2	Methylene chloride	5.1	U
156-60-5	trans-1,2-Dichloroethene	5.1	U
1634-04-4	Methyl tert-butyl ether	5.1	U
75-34-3	1,1-Dichloroethane	1.4	J
108-05-4	Vinyl acetate	5.1	U
78-93-3	2-Butanone	5.1	U
156-59-2	cis-1,2-Dichloroethene	5.1	U
67-66-3	Chloroform	5.1	U
71-55-6	1,1,1-Trichloroethane	5.1	U
56-23-5	Carbon tetrachloride	5.1	U
107-06-2	1,2-Dichloroethane	5.1	U
71-43-2	Benzene	7.1	
79-01-6	Trichloroethene	1.5	J
78-87-5	1,2-Dichloropropane	5.1	U
75-27-4	Bromodichloromethane	5.1	U
10061-01-5	cis-1,3-Dichloropropene	5.1	U
108-10-1	4-Methyl-2-pentanone	5.1	U
108-88-3	Toluene	3.9	J
10061-02-6	trans-1,3-Dichloropropene	5.1	U
79-00-5	1,1,2-Trichloroethane	5.1	U
127-18-4	Tetrachloroethene	5.1	U
591-78-6	2-Hexanone	5.1	U
124-48-1	Dibromochloromethane	5.1	U
108-90-7	Chlorobenzene	5.1	U
100-41-4	Ethylbenzene	14	
1330-20-7	m,p-Xylene	38	
95-47-6	o-Xylene	7.7	

EGL 8/8/10

1B - FORM I VOA-2

VOLATILE ORGANICS ANALYSIS DATA SHEET

CLIENT SAMPLE NO.

690-SB-83(8.0'-9.8')-O

Lab Name: MITKEM LABORATORIES Contract:

Lab Code: MITKEM Case No.: J1325 Mod. Ref No.: SDG No.: SJ1325

Matrix: (SOIL/SED/WATER) SOIL Lab Sample ID: J1325-01A

Sample wt/vol: 5.80 (g/mL) G Lab File ID: V1L4980.D

Level: (TRACE/LOW/MED) LOW Date Received: 06/26/2010

% Moisture: not dec. 15 Date Analyzed: 07/06/2010

GC Column: DB-624 ID: 0.25 (mm) Dilution Factor: 1.0

Soil Extract Volume: (uL) Soil Aliquot Volume: (uL)

Purge Volume: 10.0 (mL)

CAS NO.	COMPOUND	CONCENTRATION UNITS: (ug/L or ug/Kg) µG/KG	Q
1330-20-7	Xylene (Total)	46	
100-42-5	Styrene	5.1	U
75-25-2	Bromoform	5.1	UJ
98-82-8	Isopropylbenzene	3.7	J
79-34-5	1,1,2,2-Tetrachloroethane	5.1	U
103-65-1	n-Propylbenzene	5.1	U
108-67-8	1,3,5-Trimethylbenzene	3.2	J
98-06-6	tert-Butylbenzene	5.1	U
95-63-6	1,2,4-Trimethylbenzene	4.3	J
135-98-8	sec-Butylbenzene	5.1	U
99-87-6	4-Isopropyltoluene	5.1	U
541-73-1	1,3-Dichlorobenzene	5.1	U
106-46-7	1,4-Dichlorobenzene	5.1	U
104-51-8	n-Butylbenzene	5.1	U
95-50-1	1,2-Dichlorobenzene	5.1	U
91-20-3	Naphthalene	5.1	U
110-75-8	2-Chloroethyl vinyl ether	5.1	UJ

1J - FORM I VOA-TIC

VOLATILE ORGANICS ANALYSIS DATA SHEET

TENTATIVELY IDENTIFIED COMPOUNDS

CLIENT SAMPLE NO.

690-SB-83(8.0'-9.8')-O

Lab Name: MITKEM LABORATORIES Contract:

Lab Code: MITKEM Case No.: J1325 Mod. Ref No.: SDG No.: SJ1325

Matrix: (SOIL/SED/WATER) SOIL Lab Sample ID: J1325-01A

Sample wt/vol: 5.80 (g/mL) G Lab File ID: V1L4980.D

Level: (TRACE or LOW/MED) LOW Date Received: 06/26/2010

% Moisture: not dec. 15 Date Analyzed: 07/06/2010

GC Column: DB-624 ID: 0.25 (mm) Dilution Factor: 1.0

Soil Extract Volume: (uL) Soil Aliquot Volume: (uL)

CONCENTRATION UNITS: (ug/L or ug/Kg) µG/KG Purge Volume: 10.0 (mL)

	CAS NUMBER	COMPOUND NAME	RT	EST. CONC.	Q
01		Unknown-01	4.378	5.7	J
02	590-66-9	Cyclohexane, 1,1-dimethyl-	8.436	17	NJ
03	6876-23-9	Cyclohexane, 1,2-dimethyl-,	8.672	24	NJ
04	2207-03-6	Cyclohexane, 1,3-dimethyl-,	8.810	9.3	NJ
05		Unknown-02	9.342	6.1	J
06	1678-91-7	Cyclohexane, ethyl-	9.411	11	NJ
07	694-72-4	Pentalene, octahydro-	10.218	6.8	NJ
08		Unknown-03	12.169	7.2	J
	E966796[1]	Total Alkanes	N/A		

[1] EPA-designated Registry Number.

1A - FORM I VOA-1

VOLATILE ORGANICS ANALYSIS DATA SHEET

CLIENT SAMPLE NO.

690-SB-84(9.0'-10.5')-O

Lab Name: MITKEM LABORATORIES Contract:

Lab Code: MITKEM Case No.: J1325 Mod. Ref No.: SDG No.: SJ1325

Matrix: (SOIL/SED/WATER) SOIL Lab Sample ID: J1325-02A

Sample wt/vol: 4.80 (g/mL) G Lab File ID: V1L5016.D

Level: (TRACE/LOW/MED) LOW Date Received: 06/26/2010

% Moisture: not dec. 18 Date Analyzed: 07/07/2010

GC Column: DB-624 ID: 0.25 (mm) Dilution Factor: 1.0

Soil Extract Volume: (uL) Soil Aliquot Volume: (uL)

Purge Volume: 10.0 (mL)

CAS NO.	COMPOUND	CONCENTRATION UNITS: (ug/L or ug/Kg) µG/KG	Q
74-87-3	Chloromethane	6.4	U
75-01-4	Vinyl chloride	6.4	U
74-83-9	Bromomethane	6.4	U
75-00-3	Chloroethane	6.4	U
75-69-4	Trichlorofluoromethane	6.4	U
75-35-4	1,1-Dichloroethene	6.4	UJ
67-64-1	Acetone	69	
75-15-0	Carbon disulfide	6.4	U
75-09-2	Methylene chloride	6.4	U
156-60-5	trans-1,2-Dichloroethene	6.4	U
1634-04-4	Methyl tert-butyl ether	6.4	U
75-34-3	1,1-Dichloroethane	6.4	U
108-05-4	Vinyl acetate	6.4	U
78-93-3	2-Butanone	12	
156-59-2	cis-1,2-Dichloroethene	6.4	U
67-66-3	Chloroform	6.4	U
71-55-6	1,1,1-Trichloroethane	6.4	U
56-23-5	Carbon tetrachloride	6.4	U
107-06-2	1,2-Dichloroethane	6.4	U
71-43-2	Benzene	6.4	U
79-01-6	Trichloroethene	6.4	U
78-87-5	1,2-Dichloropropane	6.4	U
75-27-4	Bromodichloromethane	6.4	U
10061-01-5	cis-1,3-Dichloropropene	6.4	U
108-10-1	4-Methyl-2-pentanone	6.4	U
108-88-3	Toluene	6.4	U
10061-02-6	trans-1,3-Dichloropropene	6.4	U
79-00-5	1,1,2-Trichloroethane	6.4	U
127-18-4	Tetrachloroethene	6.4	U
591-78-6	2-Hexanone	6.4	U
124-48-1	Dibromochloromethane	6.4	U
108-90-7	Chlorobenzene	6.4	U
100-41-4	Ethylbenzene	48	
1330-20-7	m,p-Xylene	6.1	J
95-47-6	o-Xylene	1.9	J

EGL 8/8/10

1B - FORM I VOA-2

VOLATILE ORGANICS ANALYSIS DATA SHEET

CLIENT SAMPLE NO.

690-SB-84(9.0'-10.5')-O

Lab Name: MITKEM LABORATORIES Contract:

Lab Code: MITKEM Case No.: J1325 Mod. Ref No.: SDG No.: SJ1325

Matrix: (SOIL/SED/WATER) SOIL Lab Sample ID: J1325-02A

Sample wt/vol: 4.80 (g/mL) G Lab File ID: V1L5016.D

Level: (TRACE/LOW/MED) LOW Date Received: 06/26/2010

% Moisture: not dec. 18 Date Analyzed: 07/07/2010

GC Column: DB-624 ID: 0.25 (mm) Dilution Factor: 1.0

Soil Extract Volume: (uL) Soil Aliquot Volume: (uL)

Purge Volume: 10.0 (mL)

CAS NO.	COMPOUND	CONCENTRATION UNITS: (ug/L or ug/Kg) µG/KG	Q
1330-20-7	Xylene (Total)	8.0	
100-42-5	Styrene	6.4	U
75-25-2	Bromoform	6.4	UJ
98-82-8	Isopropylbenzene	18	
79-34-5	1,1,2,2-Tetrachloroethane	6.4	U
103-65-1	n-Propylbenzene	7.5	
108-67-8	1,3,5-Trimethylbenzene	4.2	J
98-06-6	tert-Butylbenzene	6.4	U
95-63-6	1,2,4-Trimethylbenzene	20	
135-98-8	sec-Butylbenzene	6.4	U
99-87-6	4-Isopropyltoluene	4.1	J
541-73-1	1,3-Dichlorobenzene	6.4	U
106-46-7	1,4-Dichlorobenzene	6.4	U
104-51-8	n-Butylbenzene	6.4	U
95-50-1	1,2-Dichlorobenzene	6.4	U
91-20-3	Naphthalene	6.6	
110-75-8	2-Chloroethyl vinyl ether	6.4	UJ

1J - FORM I VOA-TIC

VOLATILE ORGANICS ANALYSIS DATA SHEET

TENTATIVELY IDENTIFIED COMPOUNDS

CLIENT SAMPLE NO.

690-SB-84(9.0'-10.5')-O

Lab Name: MITKEM LABORATORIES Contract:

Lab Code: MITKEM Case No.: J1325 Mod. Ref No.: SDG No.: SJ1325

Matrix: (SOIL/SED/WATER) SOIL Lab Sample ID: J1325-02A

Sample wt/vol: 4.80 (g/mL) G Lab File ID: V1L5016.D

Level: (TRACE or LOW/MED) LOW Date Received: 06/26/2010

% Moisture: not dec. 18 Date Analyzed: 07/07/2010

GC Column: DB-624 ID: 0.25 (mm) Dilution Factor: 1.0

Soil Extract Volume: (uL) Soil Aliquot Volume: (uL)

CONCENTRATION UNITS: (ug/L or ug/Kg) µG/KG Purge Volume: 10.0 (mL)

	CAS NUMBER	COMPOUND NAME	RT	EST. CONC.	Q
01	107-83-5	Pentane, 2-methyl-	3.811	23	NJ
02	96-37-7	Cyclopentane, methyl-	5.032	31	NJ
03		Unknown-01	8.667	22	J
04	500-00-5	Cyclohexene, 4-methyl-1-(1-m	12.134	54	NJ
05		Unknown-02	12.459	72	J
06	500-00-5	Cyclohexene, 4-methyl-1-(1-m	12.843	72	NJ
07		Unknown-03	14.734	24	J
08		Unknown-04	14.951	25	J
09		Unknown-05	16.517	23	J
10		Unknown-06	16.586	24	J
	E96679€ [1]	Total Alkanes	N/A		

[1] EPA-designated Registry Number.

1A - FORM I VOA-1

VOLATILE ORGANICS ANALYSIS DATA SHEET

CLIENT SAMPLE NO.

690-SB-85(4.0'-8.2')-O

Lab Name: MITKEM LABORATORIES Contract:

Lab Code: MITKEM Case No.: J1325 Mod. Ref No.: SDG No.: SJ1325

Matrix: (SOIL/SED/WATER) SOIL Lab Sample ID: J1325-03A

Sample wt/vol: 5.30 (g/mL) G Lab File ID: V1L4982.D

Level: (TRACE/LOW/MED) LOW Date Received: 06/26/2010

% Moisture: not dec. 11 Date Analyzed: 07/06/2010

GC Column: DB-624 ID: 0.25 (mm) Dilution Factor: 1.0

Soil Extract Volume: (uL) Soil Aliquot Volume: (uL)

Purge Volume: 10.0 (mL)

CAS NO.	COMPOUND	CONCENTRATION UNITS: (ug/L or ug/Kg) µG/KG	Q
74-87-3	Chloromethane	5.3	U
75-01-4	Vinyl chloride	5.3	U
74-83-9	Bromomethane	5.3	U
75-00-3	Chloroethane	5.3	U
75-69-4	Trichlorofluoromethane	5.3	U
75-35-4	1,1-Dichloroethene	5.3	UJ
67-64-1	Acetone	7.2	J
75-15-0	Carbon disulfide	5.3	U
75-09-2	Methylene chloride	5.3	U
156-60-5	trans-1,2-Dichloroethene	5.3	U
1634-04-4	Methyl tert-butyl ether	5.3	U
75-34-3	1,1-Dichloroethane	5.3	U
108-05-4	Vinyl acetate	5.3	U
78-93-3	2-Butanone	5.3	U
156-59-2	cis-1,2-Dichloroethene	82	
67-66-3	Chloroform	5.3	U
71-55-6	1,1,1-Trichloroethane	5.3	U
56-23-5	Carbon tetrachloride	5.3	U
107-06-2	1,2-Dichloroethane	5.3	U
71-43-2	Benzene	5.3	U
79-01-6	Trichloroethene	550	E
78-87-5	1,2-Dichloropropane	5.3	U
75-27-4	Bromodichloromethane	5.3	U
10061-01-5	cis-1,3-Dichloropropene	5.3	U
108-10-1	4-Methyl-2-pentanone	5.3	U
108-88-3	Toluene	1.3	J
10061-02-6	trans-1,3-Dichloropropene	5.3	U
79-00-5	1,1,2-Trichloroethane	5.3	U
127-18-4	Tetrachloroethene	18	
591-78-6	2-Hexanone	5.3	U
124-48-1	Dibromochloromethane	5.3	U
108-90-7	Chlorobenzene	5.3	U
100-41-4	Ethylbenzene	2.1	J
1330-20-7	m,p-Xylene	1.8	J
95-47-6	o-Xylene	2.9	J

1B - FORM I VOA-2

VOLATILE ORGANICS ANALYSIS DATA SHEET

CLIENT SAMPLE NO.

690-SB-85(4.0'-8.2')-O

Lab Name: MITKEM LABORATORIES Contract:

Lab Code: MITKEM Case No.: J1325 Mod. Ref No.: SDG No.: SJ1325

Matrix: (SOIL/SED/WATER) SOIL Lab Sample ID: J1325-03A

Sample wt/vol: 5.30 (g/mL) G Lab File ID: V1L4982.D

Level: (TRACE/LOW/MED) LOW Date Received: 06/26/2010

% Moisture: not dec. 11 Date Analyzed: 07/06/2010

GC Column: DB-624 ID: 0.25 (mm) Dilution Factor: 1.0

Soil Extract Volume: (uL) Soil Aliquot Volume: (uL)

Purge Volume: 10.0 (mL)

CAS NO.	COMPOUND	CONCENTRATION UNITS: (ug/L or ug/Kg) µG/KG	Q
1330-20-7	Xylene (Total)	4.7	J
100-42-5	Styrene	5.3	U
75-25-2	Bromoform	5.3	UJ
98-82-8	Isopropylbenzene	5.3	U
79-34-5	1,1,2,2-Tetrachloroethane	5.3	U
103-65-1	n-Propylbenzene	5.3	U
108-67-8	1,3,5-Trimethylbenzene	5.3	U
98-06-6	tert-Butylbenzene	5.3	U
95-63-6	1,2,4-Trimethylbenzene	5.3	U
135-98-8	sec-Butylbenzene	5.3	U
99-87-6	4-Isopropyltoluene	5.3	U
541-73-1	1,3-Dichlorobenzene	5.3	U
106-46-7	1,4-Dichlorobenzene	5.3	U
104-51-8	n-Butylbenzene	5.3	U
95-50-1	1,2-Dichlorobenzene	5.3	U
91-20-3	Naphthalene	1.5	J
110-75-8	2-Chloroethyl vinyl ether	5.3	UJ

1J - FORM I VOA-TIC

VOLATILE ORGANICS ANALYSIS DATA SHEET

TENTATIVELY IDENTIFIED COMPOUNDS

CLIENT SAMPLE NO.

690-SB-85(4.0'-8.2')-O

Lab Name: MITKEM LABORATORIES Contract:

Lab Code: MITKEM Case No.: J1325 Mod. Ref No.: SDG No.: SJ1325

Matrix: (SOIL/SED/WATER) SOIL Lab Sample ID: J1325-03A

Sample wt/vol: 5.30 (g/mL) G Lab File ID: V1L4982.D

Level: (TRACE or LOW/MED) LOW Date Received: 06/26/2010

% Moisture: not dec. 11 Date Analyzed: 07/06/2010

GC Column: DB-624 ID: 0.25 (mm) Dilution Factor: 1.0

Soil Extract Volume: (uL) Soil Aliquot Volume: (uL)

CONCENTRATION UNITS: (ug/L or ug/Kg) µG/KG Purge Volume: 10.0 (mL)

	CAS NUMBER	COMPOUND NAME	RT	EST. CONC.	Q
01		Unknown-01	14.743	9.3	J
	E966796[1]	Total Alkanes	N/A		

[1] EPA-designated Registry Number.

1A - FORM I VOA-1

VOLATILE ORGANICS ANALYSIS DATA SHEET

CLIENT SAMPLE NO.

690-SB-85(4.0'-8.2')-ODL

Lab Name: MITKEM LABORATORIES Contract:

Lab Code: MITKEM Case No.: J1325 Mod. Ref No.: SDG No.: SJ1325

Matrix: (SOIL/SED/WATER) SOIL Lab Sample ID: J1325-03ADL

Sample wt/vol: 1.20 (g/mL) G Lab File ID: V1L5017.D

Level: (TRACE/LOW/MED) LOW Date Received: 06/26/2010

% Moisture: not dec. 11 Date Analyzed: 07/07/2010

GC Column: DB-624 ID: 0.25 (mm) Dilution Factor: 1.0

Soil Extract Volume: (uL) Soil Aliquot Volume: (uL)

Purge Volume: 10.0 (mL)

CAS NO.	COMPOUND	CONCENTRATION UNITS: (ug/L or ug/Kg) µG/KG	Q
74-87-3	Chloromethane	23	U
75-01-4	Vinyl chloride	23	U
74-83-9	Bromomethane	23	U
75-00-3	Chloroethane	23	U
75-69-4	Trichlorofluoromethane	23	U
75-35-4	1,1-Dichloroethene	23	UJ
67-64-1	Acetone	23	U
75-15-0	Carbon disulfide	23	U
75-09-2	Methylene chloride	23	U
156-60-5	trans-1,2-Dichloroethene	23	U
1634-04-4	Methyl tert-butyl ether	23	U
75-34-3	1,1-Dichloroethane	23	U
108-05-4	Vinyl acetate	23	U
78-93-3	2-Butanone	23	U
156-59-2	cis-1,2-Dichloroethene	89	D
67-66-3	Chloroform	23	U
71-55-6	1,1,1-Trichloroethane	23	U
56-23-5	Carbon tetrachloride	23	U
107-06-2	1,2-Dichloroethane	23	U
71-43-2	Benzene	23	U
79-01-6	Trichloroethene	620	D
78-87-5	1,2-Dichloropropane	23	U
75-27-4	Bromodichloromethane	23	U
10061-01-5	cis-1,3-Dichloropropene	23	U
108-10-1	4-Methyl-2-pentanone	23	U
108-88-3	Toluene	23	U
10061-02-6	trans-1,3-Dichloropropene	23	U
79-00-5	1,1,2-Trichloroethane	23	U
127-18-4	Tetrachloroethene	21	DJ
591-78-6	2-Hexanone	23	U
124-48-1	Dibromochloromethane	23	U
108-90-7	Chlorobenzene	23	U
100-41-4	Ethylbenzene	23	U
1330-20-7	m,p-Xylene	23	U
95-47-6	o-Xylene	23	U

EGL 8/8/10

1B - FORM I VOA-2

VOLATILE ORGANICS ANALYSIS DATA SHEET

CLIENT SAMPLE NO.

690-SB-85(4.0'-8.2')-ODL

Lab Name: MITKEM LABORATORIES Contract:

Lab Code: MITKEM Case No.: J1325 Mod. Ref No.: SDG No.: SJ1325

Matrix: (SOIL/SED/WATER) SOIL Lab Sample ID: J1325-03ADL

Sample wt/vol: 1.20 (g/mL) G Lab File ID: V1L5017.D

Level: (TRACE/LOW/MED) LOW Date Received: 06/26/2010

% Moisture: not dec. 11 Date Analyzed: 07/07/2010

GC Column: DB-624 ID: 0.25 (mm) Dilution Factor: 1.0

Soil Extract Volume: (uL) Soil Aliquot Volume: (uL)

Purge Volume: 10.0 (mL)

CAS NO.	COMPOUND	CONCENTRATION UNITS: (ug/L or ug/Kg) µG/KG	Q
1330-20-7	Xylene (Total)	23	U
100-42-5	Styrene	23	U
75-25-2	Bromoform	23	UJ
98-82-8	Isopropylbenzene	23	U
79-34-5	1,1,2,2-Tetrachloroethane	23	U
103-65-1	n-Propylbenzene	23	U
108-67-8	1,3,5-Trimethylbenzene	23	U
98-06-6	tert-Butylbenzene	23	U
95-63-6	1,2,4-Trimethylbenzene	23	U
135-98-8	sec-Butylbenzene	23	U
99-87-6	4-Isopropyltoluene	23	U
541-73-1	1,3-Dichlorobenzene	23	U
106-46-7	1,4-Dichlorobenzene	23	U
104-51-8	n-Butylbenzene	23	U
95-50-1	1,2-Dichlorobenzene	23	U
91-20-3	Naphthalene	23	U
110-75-8	2-Chloroethyl vinyl ether	23	UJ

EJL
8/8/10

1J - FORM I VOA-TIC

VOLATILE ORGANICS ANALYSIS DATA SHEET

TENTATIVELY IDENTIFIED COMPOUNDS

CLIENT SAMPLE NO.

690-SB-85(4.0'-8.2')-ODL

Lab Name: MITKEM LABORATORIES Contract:

Lab Code: MITKEM Case No.: J1325 Mod. Ref No.: SDG No.: SJ1325

Matrix: (SOIL/SED/WATER) SOIL Lab Sample ID: J1325-03ADL

Sample wt/vol: 1.20 (g/mL) G Lab File ID: V1L5017.D

Level: (TRACE or LOW/MED) LOW Date Received: 06/26/2010

% Moisture: not dec. 11 Date Analyzed: 07/07/2010

GC Column: DB-624 ID: 0.25 (mm) Dilution Factor: 1.0

Soil Extract Volume: (uL) Soil Aliquot Volume: (uL)

CONCENTRATION UNITS: (ug/L or ug/Kg) µG/KG Purge Volume: 10.0 (mL)

CAS NUMBER	COMPOUND NAME	RT	EST. CONC.	Q
E96679[1]	Total Alkanes	N/A		

[1] EPA-designated Registry Number.

EGL
8/8/10

1A - FORM I VOA-1

VOLATILE ORGANICS ANALYSIS DATA SHEET

CLIENT SAMPLE NO.

690-SB-86(4.0'-7.0')-O

Lab Name: MITKEM LABORATORIES Contract:

Lab Code: MITKEM Case No.: J1325 Mod. Ref No.: SDG No.: SJ1325

Matrix: (SOIL/SED/WATER) SOIL Lab Sample ID: J1325-04A

Sample wt/vol: 4.90 (g/mL) G Lab File ID: V1L5018.D

Level: (TRACE/LOW/MED) LOW Date Received: 06/26/2010

% Moisture: not dec. 12 Date Analyzed: 07/07/2010

GC Column: DB-624 ID: 0.25 (mm) Dilution Factor: 1.0

Soil Extract Volume: (uL) Soil Aliquot Volume: (uL)

Purge Volume: 10.0 (mL)

CAS NO.	COMPOUND	CONCENTRATION UNITS: (ug/L or ug/Kg) µG/KG	Q
74-87-3	Chloromethane	5.8	U
75-01-4	Vinyl chloride	5.8	U
74-83-9	Bromomethane	5.8	U
75-00-3	Chloroethane	5.8	U
75-69-4	Trichlorofluoromethane	5.8	U
75-35-4	1,1-Dichloroethene	5.8	UJ
67-64-1	Acetone	5.9	
75-15-0	Carbon disulfide	5.8	U
75-09-2	Methylene chloride	5.8	U
156-60-5	trans-1,2-Dichloroethene	5.8	U
1634-04-4	Methyl tert-butyl ether	5.8	U
75-34-3	1,1-Dichloroethane	5.8	U
108-05-4	Vinyl acetate	5.8	U
78-93-3	2-Butanone	5.8	U
156-59-2	cis-1,2-Dichloroethene	3.1	J
67-66-3	Chloroform	5.8	U
71-55-6	1,1,1-Trichloroethane	5.8	U
56-23-5	Carbon tetrachloride	5.8	U
107-06-2	1,2-Dichloroethane	5.8	U
71-43-2	Benzene	5.8	U
79-01-6	Trichloroethene	8.1	
78-87-5	1,2-Dichloropropane	5.8	U
75-27-4	Bromodichloromethane	5.8	U
10061-01-5	cis-1,3-Dichloropropene	5.8	U
108-10-1	4-Methyl-2-pentanone	5.8	U
108-88-3	Toluene	5.8	U
10061-02-6	trans-1,3-Dichloropropene	5.8	U
79-00-5	1,1,2-Trichloroethane	5.8	U
127-18-4	Tetrachloroethene	5.8	U
591-78-6	2-Hexanone	5.8	U
124-48-1	Dibromochloromethane	5.8	U
108-90-7	Chlorobenzene	5.8	U
100-41-4	Ethylbenzene	5.8	U
1330-20-7	m,p-Xylene	5.8	U
95-47-6	o-Xylene	5.8	U

EGL 8/8/10

1B - FORM I VOA-2

VOLATILE ORGANICS ANALYSIS DATA SHEET

CLIENT SAMPLE NO.

690-SB-86(4.0'-7.0')-O

Lab Name: MITKEM LABORATORIES Contract:

Lab Code: MITKEM Case No.: J1325 Mod. Ref No.: SDG No.: SJ1325

Matrix: (SOIL/SED/WATER) SOIL Lab Sample ID: J1325-04A

Sample wt/vol: 4.90 (g/mL) G Lab File ID: V1L5018.D

Level: (TRACE/LOW/MED) LOW Date Received: 06/26/2010

% Moisture: not dec. 12 Date Analyzed: 07/07/2010

GC Column: DB-624 ID: 0.25 (mm) Dilution Factor: 1.0

Soil Extract Volume: (uL) Soil Aliquot Volume: (uL)

Purge Volume: 10.0 (mL)

CAS NO.	COMPOUND	CONCENTRATION UNITS: (ug/L or ug/Kg) µG/KG	Q
1330-20-7	Xylene (Total)	5.8	U
100-42-5	Styrene	5.8	U
75-25-2	Bromoform	5.8	UJ
98-82-8	Isopropylbenzene	5.8	U
79-34-5	1,1,2,2-Tetrachloroethane	5.8	U
103-65-1	n-Propylbenzene	5.8	U
108-67-8	1,3,5-Trimethylbenzene	5.8	U
98-06-6	tert-Butylbenzene	5.8	U
95-63-6	1,2,4-Trimethylbenzene	5.8	U
135-98-8	sec-Butylbenzene	5.8	U
99-87-6	4-Isopropyltoluene	5.8	U
541-73-1	1,3-Dichlorobenzene	5.8	U
106-46-7	1,4-Dichlorobenzene	5.8	U
104-51-8	n-Butylbenzene	5.8	U
95-50-1	1,2-Dichlorobenzene	5.8	U
91-20-3	Naphthalene	5.8	U
110-75-8	2-Chloroethyl vinyl ether	5.8	UJ

EGC
8/8/10

1J - FORM I VOA-TIC

VOLATILE ORGANICS ANALYSIS DATA SHEET

TENTATIVELY IDENTIFIED COMPOUNDS

CLIENT SAMPLE NO.

690-SB-86(4.0'-7.0')-O

Lab Name: MITKEM LABORATORIES Contract:

Lab Code: MITKEM Case No.: J1325 Mod. Ref No.: SDG No.: SJ1325

Matrix: (SOIL/SED/WATER) SOIL Lab Sample ID: J1325-04A

Sample wt/vol: 4.90 (g/mL) G Lab File ID: V1L5018.D

Level: (TRACE or LOW/MED) LOW Date Received: 06/26/2010

% Moisture: not dec. 12 Date Analyzed: 07/07/2010

GC Column: DB-624 ID: 0.25 (mm) Dilution Factor: 1.0

Soil Extract Volume: (uL) Soil Aliquot Volume: (uL)

CONCENTRATION UNITS: (ug/L or ug/Kg) µG/KG Purge Volume: 10.0 (mL)

CAS NUMBER	COMPOUND NAME	RT	EST. CONC.	Q
E96679€[1]	Total Alkanes	N/A		

[1] EPA-designated Registry Number.

1A - FORM I VOA-1

VOLATILE ORGANICS ANALYSIS DATA SHEET

CLIENT SAMPLE NO.

690-SB-87(4.0'-5.7')-O

Lab Name: MITKEM LABORATORIES Contract:

Lab Code: MITKEM Case No.: J1325 Mod. Ref No.: SDG No.: SJ1325

Matrix: (SOIL/SED/WATER) SOIL Lab Sample ID: J1325-05A

Sample wt/vol: 5.60 (g/mL) G Lab File ID: V1L5019.D

Level: (TRACE/LOW/MED) LOW Date Received: 06/26/2010

% Moisture: not dec. 10 Date Analyzed: 07/07/2010

GC Column: DB-624 ID: 0.25 (mm) Dilution Factor: 1.0

Soil Extract Volume: (uL) Soil Aliquot Volume: (uL)

Purge Volume: 10.0 (mL)

CAS NO.	COMPOUND	CONCENTRATION UNITS: (ug/L or ug/Kg) µG/KG	Q
74-87-3	Chloromethane	5.0	U
75-01-4	Vinyl chloride	5.0	U
74-83-9	Bromomethane	5.0	U
75-00-3	Chloroethane	5.0	U
75-69-4	Trichlorofluoromethane	5.0	U
75-35-4	1,1-Dichloroethene	5.0	U J
67-64-1	Acetone	5.0	U
75-15-0	Carbon disulfide	5.0	U
75-09-2	Methylene chloride	5.0	U
156-60-5	trans-1,2-Dichloroethene	5.0	U
1634-04-4	Methyl tert-butyl ether	5.0	U
75-34-3	1,1-Dichloroethane	5.0	U
108-05-4	Vinyl acetate	5.0	U
78-93-3	2-Butanone	5.0	U
156-59-2	cis-1,2-Dichloroethene	16	
67-66-3	Chloroform	5.0	U
71-55-6	1,1,1-Trichloroethane	5.0	U
56-23-5	Carbon tetrachloride	5.0	U
107-06-2	1,2-Dichloroethane	5.0	U
71-43-2	Benzene	5.0	U
79-01-6	Trichloroethene	3.0	J
78-87-5	1,2-Dichloropropane	5.0	U
75-27-4	Bromodichloromethane	5.0	U
10061-01-5	cis-1,3-Dichloropropene	5.0	U
108-10-1	4-Methyl-2-pentanone	5.0	U
108-88-3	Toluene	5.0	U
10061-02-6	trans-1,3-Dichloropropene	5.0	U
79-00-5	1,1,2-Trichloroethane	5.0	U
127-18-4	Tetrachloroethene	5.0	U
591-78-6	2-Hexanone	5.0	U
124-48-1	Dibromochloromethane	5.0	U
108-90-7	Chlorobenzene	5.0	U
100-41-4	Ethylbenzene	1.9	J
1330-20-7	m,p-Xylene	5.0	U
95-47-6	o-Xylene	5.0	U

EBL 8/8/10

1B - FORM I VOA-2

VOLATILE ORGANICS ANALYSIS DATA SHEET

CLIENT SAMPLE NO.

690-SB-87(4.0'-5.7')-O

Lab Name: MITKEM LABORATORIES Contract:

Lab Code: MITKEM Case No.: J1325 Mod. Ref No.: SDG No.: SJ1325

Matrix: (SOIL/SED/WATER) SOIL Lab Sample ID: J1325-05A

Sample wt/vol: 5.60 (g/mL) G Lab File ID: V1L5019.D

Level: (TRACE/LOW/MED) LOW Date Received: 06/26/2010

% Moisture: not dec. 10 Date Analyzed: 07/07/2010

GC Column: DB-624 ID: 0.25 (mm) Dilution Factor: 1.0

Soil Extract Volume: (uL) Soil Aliquot Volume: (uL)

Purge Volume: 10.0 (mL)

CAS NO.	COMPOUND	CONCENTRATION UNITS: (ug/L or ug/Kg) µG/KG	Q
1330-20-7	Xylene (Total)	1.3	J
100-42-5	Styrene	5.0	U
75-25-2	Bromoform	5.0	UJ
98-82-8	Isopropylbenzene	5.0	U
79-34-5	1,1,2,2-Tetrachloroethane	5.0	U
103-65-1	n-Propylbenzene	5.0	U
108-67-8	1,3,5-Trimethylbenzene	5.0	U
98-06-6	tert-Butylbenzene	5.0	U
95-63-6	1,2,4-Trimethylbenzene	5.0	U
135-98-8	sec-Butylbenzene	5.0	U
99-87-6	4-Isopropyltoluene	5.0	U
541-73-1	1,3-Dichlorobenzene	5.0	U
106-46-7	1,4-Dichlorobenzene	5.0	U
104-51-8	n-Butylbenzene	5.0	U
95-50-1	1,2-Dichlorobenzene	5.0	U
91-20-3	Naphthalene	5.0	U
110-75-8	2-Chloroethyl vinyl ether	5.0	UJ

EGL 8/8/10

1J - FORM I VOA-TIC

VOLATILE ORGANICS ANALYSIS DATA SHEET

TENTATIVELY IDENTIFIED COMPOUNDS

CLIENT SAMPLE NO.

690-SB-87(4.0'-5.7')-O

Lab Name: MITKEM LABORATORIES Contract:

Lab Code: MITKEM Case No.: J1325 Mod. Ref No.: SDG No.: SJ1325

Matrix: (SOIL/SED/WATER) SOIL Lab Sample ID: J1325-05A

Sample wt/vol: 5.60 (g/mL) G Lab File ID: V1L5019.D

Level: (TRACE or LOW/MED) LOW Date Received: 06/26/2010

% Moisture: not dec. 10 Date Analyzed: 07/07/2010

GC Column: DB-624 ID: 0.25 (mm) Dilution Factor: 1.0

Soil Extract Volume: (uL) Soil Aliquot Volume: (uL)

CONCENTRATION UNITS: (ug/L or ug/Kg) µG/KG Purge Volume: 10.0 (mL)

CAS NUMBER	COMPOUND NAME	RT	EST. CONC.	Q
E96679[1]	Total Alkanes	N/A		

[1] EPA-designated Registry Number.

1A - FORM I VOA-1

VOLATILE ORGANICS ANALYSIS DATA SHEET

CLIENT SAMPLE NO.

690-SB-88(4.0'-5.0')-O

Lab Name: MITKEM LABORATORIES Contract:

Lab Code: MITKEM Case No.: J1325 Mod. Ref No.: SDG No.: SJ1325

Matrix: (SOIL/SED/WATER) SOIL Lab Sample ID: J1325-06A

Sample wt/vol: 5.20 (g/mL) G Lab File ID: V1L4985.D

Level: (TRACE/LOW/MED) LOW Date Received: 06/26/2010

% Moisture: not dec. 10 Date Analyzed: 07/06/2010

GC Column: DB-624 ID: 0.25 (mm) Dilution Factor: 1.0

Soil Extract Volume: (uL) Soil Aliquot Volume: (uL)

Purge Volume: 10.0 (mL)

CAS NO.	COMPOUND	CONCENTRATION UNITS: (ug/L or ug/Kg) µG/KG	Q
74-87-3	Chloromethane	5.3	U
75-01-4	Vinyl chloride	5.3	U
74-83-9	Bromomethane	5.3	U
75-00-3	Chloroethane	5.3	U
75-69-4	Trichlorofluoromethane	5.3	U
75-35-4	1,1-Dichloroethene	5.3	U
67-64-1	Acetone	5.3	U
75-15-0	Carbon disulfide	5.3	U
75-09-2	Methylene chloride	5.3	U
156-60-5	trans-1,2-Dichloroethene	5.3	U
1634-04-4	Methyl tert-butyl ether	5.3	U
75-34-3	1,1-Dichloroethane	5.3	U
108-05-4	Vinyl acetate	5.3	U
78-93-3	2-Butanone	5.3	U
156-59-2	cis-1,2-Dichloroethene	18	
67-66-3	Chloroform	5.3	U
71-55-6	1,1,1-Trichloroethane	5.3	U
56-23-5	Carbon tetrachloride	5.3	U
107-06-2	1,2-Dichloroethane	5.3	U
71-43-2	Benzene	5.3	U
79-01-6	Trichloroethene	36	
78-87-5	1,2-Dichloropropane	5.3	U
75-27-4	Bromodichloromethane	5.3	U
10061-01-5	cis-1,3-Dichloropropene	5.3	U
108-10-1	4-Methyl-2-pentanone	5.3	U
108-88-3	Toluene	5.3	U
10061-02-6	trans-1,3-Dichloropropene	5.3	U
79-00-5	1,1,2-Trichloroethane	5.3	U
127-18-4	Tetrachloroethene	5.3	U
591-78-6	2-Hexanone	5.3	U
124-48-1	Dibromochloromethane	5.3	U
108-90-7	Chlorobenzene	5.3	U
100-41-4	Ethylbenzene	5.3	U
1330-20-7	m,p-Xylene	5.3	U
95-47-6	o-Xylene	5.3	U

EGL 8/8/10

1B - FORM I VOA-2

VOLATILE ORGANICS ANALYSIS DATA SHEET

CLIENT SAMPLE NO.

690-SB-88(4.0'-5.0')-O

Lab Name: MITKEM LABORATORIES Contract:

Lab Code: MITKEM Case No.: J1325 Mod. Ref No.: SDG No.: SJ1325

Matrix: (SOIL/SED/WATER) SOIL Lab Sample ID: J1325-06A

Sample wt/vol: 5.20 (g/mL) G Lab File ID: V1L4985.D

Level: (TRACE/LOW/MED) LOW Date Received: 06/26/2010

% Moisture: not dec. 10 Date Analyzed: 07/06/2010

GC Column: DB-624 ID: 0.25 (mm) Dilution Factor: 1.0

Soil Extract Volume: (uL) Soil Aliquot Volume: (uL)

Purge Volume: 10.0 (mL)

CAS NO.	COMPOUND	CONCENTRATION UNITS: (ug/L or ug/Kg) µG/KG	Q
1330-20-7	Xylene (Total)	5.3	U
100-42-5	Styrene	5.3	U
75-25-2	Bromoform	5.3	UJ
98-82-8	Isopropylbenzene	5.3	U
79-34-5	1,1,2,2-Tetrachloroethane	5.3	U
103-65-1	n-Propylbenzene	5.3	U
108-67-8	1,3,5-Trimethylbenzene	5.3	U
98-06-6	tert-Butylbenzene	5.3	U
95-63-6	1,2,4-Trimethylbenzene	5.3	U
135-98-8	sec-Butylbenzene	5.3	U
99-87-6	4-Isopropyltoluene	5.3	U
541-73-1	1,3-Dichlorobenzene	5.3	U
106-46-7	1,4-Dichlorobenzene	5.3	U
104-51-8	n-Butylbenzene	5.3	U
95-50-1	1,2-Dichlorobenzene	5.3	U
91-20-3	Naphthalene	5.3	U
110-75-8	2-Chloroethyl vinyl ether	5.3	UJ

EGL
8/8/10

1J - FORM I VOA-TIC

VOLATILE ORGANICS ANALYSIS DATA SHEET

TENTATIVELY IDENTIFIED COMPOUNDS

CLIENT SAMPLE NO.

690-SB-88(4.0'-5.0')-O

Lab Name: MITKEM LABORATORIES Contract:

Lab Code: MITKEM Case No.: J1325 Mod. Ref No.: SDG No.: SJ1325

Matrix: (SOIL/SED/WATER) SOIL Lab Sample ID: J1325-06A

Sample wt/vol: 5.20 (g/mL) G Lab File ID: V1L4985.D

Level: (TRACE or LOW/MED) LOW Date Received: 06/26/2010

% Moisture: not dec. 10 Date Analyzed: 07/06/2010

GC Column: DB-624 ID: 0.25 (mm) Dilution Factor: 1.0

Soil Extract Volume: (uL) Soil Aliquot Volume: (uL)

CONCENTRATION UNITS: (ug/L or ug/Kg) µG/KG Purge Volume: 10.0 (mL)

CAS NUMBER	COMPOUND NAME	RT	EST. CONC.	Q
E96679€[1]	Total Alkanes	N/A		

[1] EPA-designated Registry Number.

1A - FORM I VOA-1

VOLATILE ORGANICS ANALYSIS DATA SHEET

CLIENT SAMPLE NO.

690-TRIPBLANK-O

Lab Name: MITKEM LABORATORIES Contract:

Lab Code: MITKEM Case No.: J1325 Mod. Ref No.: SDG No.: SJ1325

Matrix: (SOIL/SED/WATER) WATER Lab Sample ID: J1325-07A

Sample wt/vol: 5.00 (g/mL) ML Lab File ID: V2L7136.D

Level: (TRACE/LOW/MED) LOW Date Received: 06/26/2010

% Moisture: not dec. Date Analyzed: 07/01/2010

GC Column: DB-624 ID: 0.25 (mm) Dilution Factor: 1.0

Soil Extract Volume: (uL) Soil Aliquot Volume: (uL)

Purge Volume: 5.0 (mL)

CAS NO.	COMPOUND	CONCENTRATION UNITS: (ug/L or ug/Kg) µG/L	Q
74-87-3	Chloromethane	5.0	U
75-01-4	Vinyl chloride	5.0	U
74-83-9	Bromomethane	5.0	U
75-00-3	Chloroethane	5.0	U
75-69-4	Trichlorofluoromethane	5.0	U
75-35-4	1,1-Dichloroethene	5.0	U
67-64-1	Acetone	5.0	UJ
75-15-0	Carbon disulfide	5.0	U
75-09-2	Methylene chloride	5.0	U
156-60-5	trans-1,2-Dichloroethene	5.0	U
1634-04-4	Methyl tert-butyl ether	5.0	U
75-34-3	1,1-Dichloroethane	5.0	U
108-05-4	Vinyl acetate	5.0	U
78-93-3	2-Butanone	5.0	U
156-59-2	cis-1,2-Dichloroethene	5.0	U
67-66-3	Chloroform	5.0	U
71-55-6	1,1,1-Trichloroethane	5.0	U
56-23-5	Carbon tetrachloride	5.0	U
107-06-2	1,2-Dichloroethane	5.0	U
71-43-2	Benzene	5.0	U
79-01-6	Trichloroethene	5.0	U
78-87-5	1,2-Dichloropropane	5.0	U
75-27-4	Bromodichloromethane	5.0	U
10061-01-5	cis-1,3-Dichloropropene	5.0	U
108-10-1	4-Methyl-2-pentanone	5.0	U
108-88-3	Toluene	5.0	U
10061-02-6	trans-1,3-Dichloropropene	5.0	U
79-00-5	1,1,2-Trichloroethane	5.0	U
127-18-4	Tetrachloroethene	5.0	U
591-78-6	2-Hexanone	5.0	U
124-48-1	Dibromochloromethane	5.0	U
108-90-7	Chlorobenzene	5.0	U
100-41-4	Ethylbenzene	5.0	U
1330-20-7	m,p-Xylene	5.0	U
95-47-6	o-Xylene	5.0	U

EGL 8/18/10

1B - FORM I VOA-2

VOLATILE ORGANICS ANALYSIS DATA SHEET

CLIENT SAMPLE NO.

690-TRIPBLANK-O

Lab Name: MITKEM LABORATORIES Contract:

Lab Code: MITKEM Case No.: J1325 Mod. Ref No.: SDG No.: SJ1325

Matrix: (SOIL/SED/WATER) WATER Lab Sample ID: J1325-07A

Sample wt/vol: 5.00 (g/mL) ML Lab File ID: V2L7136.D

Level: (TRACE/LOW/MED) LOW Date Received: 06/26/2010

% Moisture: not dec. Date Analyzed: 07/01/2010

GC Column: DB-624 ID: 0.25 (mm) Dilution Factor: 1.0

Soil Extract Volume: (uL) Soil Aliquot Volume: (uL)

Purge Volume: 5.0 (mL)

CAS NO.	COMPOUND	CONCENTRATION UNITS: (ug/L or ug/Kg) µG/L	Q
1330-20-7	Xylene (Total)	5.0	U
100-42-5	Styrene	5.0	U
75-25-2	Bromoform	5.0	U
98-82-8	Isopropylbenzene	5.0	U
79-34-5	1,1,2,2-Tetrachloroethane	5.0	U
103-65-1	n-Propylbenzene	5.0	U
108-67-8	1,3,5-Trimethylbenzene	5.0	U
98-06-6	tert-Butylbenzene	5.0	U
95-63-6	1,2,4-Trimethylbenzene	5.0	U
135-98-8	sec-Butylbenzene	5.0	U
99-87-6	4-Isopropyltoluene	5.0	U
541-73-1	1,3-Dichlorobenzene	5.0	U
106-46-7	1,4-Dichlorobenzene	5.0	U
104-51-8	n-Butylbenzene	5.0	U
95-50-1	1,2-Dichlorobenzene	5.0	U
91-20-3	Naphthalene	5.0	U
110-75-8	2-Chloroethyl vinyl ether	5.0	U

EGL
8/8/10

1J - FORM I VOA-TIC

VOLATILE ORGANICS ANALYSIS DATA SHEET

TENTATIVELY IDENTIFIED COMPOUNDS

CLIENT SAMPLE NO.

690-TRIPBLANK-O

Lab Name: MITKEM LABORATORIES Contract:

Lab Code: MITKEM Case No.: J1325 Mod. Ref No.: SDG No.: SJ1325

Matrix: (SOIL/SED/WATER) WATER Lab Sample ID: J1325-07A

Sample wt/vol: 5.00 (g/mL) ML Lab File ID: V2L7136.D

Level: (TRACE or LOW/MED) LOW Date Received: 06/26/2010

% Moisture: not dec. Date Analyzed: 07/01/2010

GC Column: DB-624 ID: 0.25 (mm) Dilution Factor: 1.0

Soil Extract Volume: (uL) Soil Aliquot Volume: (uL)

CONCENTRATION UNITS: (ug/L or ug/Kg) µG/L Purge Volume: 5.0 (mL)

CAS NUMBER	COMPOUND NAME	RT	EST. CONC.	Q
E96679[1]	Total Alkanes	N/A		

[1] EPA-designated Registry Number.

1A - FORM I VOA-1

VOLATILE ORGANICS ANALYSIS DATA SHEET

CLIENT SAMPLE NO.

690-SB-84(9.0'-10.5')-D

Lab Name: MITKEM LABORATORIES Contract:

Lab Code: MITKEM Case No.: J1325 Mod. Ref No.: SDG No.: SJ1325

Matrix: (SOIL/SED/WATER) SOIL Lab Sample ID: J1325-08A

Sample wt/vol: 6.40 (g/mL) G Lab File ID: V1L4986.D

Level: (TRACE/LOW/MED) LOW Date Received: 06/26/2010

% Moisture: not dec. 17 Date Analyzed: 07/06/2010

GC Column: DB-624 ID: 0.25 (mm) Dilution Factor: 1.0

Soil Extract Volume: (uL) Soil Aliquot Volume: (uL)

Purge Volume: 10.0 (mL)

CAS NO.	COMPOUND	CONCENTRATION UNITS: (ug/L or ug/Kg) µG/KG	Q
74-87-3	Chloromethane	4.7	U
75-01-4	Vinyl chloride	4.7	U
74-83-9	Bromomethane	4.7	U
75-00-3	Chloroethane	4.7	U
75-69-4	Trichlorofluoromethane	4.7	U
75-35-4	1,1-Dichloroethene	4.7	UJ
67-64-1	Acetone	17	J
75-15-0	Carbon disulfide	4.7	U
75-09-2	Methylene chloride	4.7	U
156-60-5	trans-1,2-Dichloroethene	4.7	U
1634-04-4	Methyl tert-butyl ether	4.7	U
75-34-3	1,1-Dichloroethane	4.7	U
108-05-4	Vinyl acetate	4.7	U
78-93-3	2-Butanone	4.7	U
156-59-2	cis-1,2-Dichloroethene	4.7	U
67-66-3	Chloroform	4.7	U
71-55-6	1,1,1-Trichloroethane	4.7	U
56-23-5	Carbon tetrachloride	4.7	U
107-06-2	1,2-Dichloroethane	4.7	U
71-43-2	Benzene	4.7	U
79-01-6	Trichloroethene	4.7	U
78-87-5	1,2-Dichloropropane	4.7	U
75-27-4	Bromodichloromethane	4.7	U
10061-01-5	cis-1,3-Dichloropropene	4.7	U
108-10-1	4-Methyl-2-pentanone	4.7	U
108-88-3	Toluene	4.7	U
10061-02-6	trans-1,3-Dichloropropene	4.7	U
79-00-5	1,1,2-Trichloroethane	4.7	U
127-18-4	Tetrachloroethene	4.7	U
591-78-6	2-Hexanone	4.7	U
124-48-1	Dibromochloromethane	4.7	U
108-90-7	Chlorobenzene	4.7	U
100-41-4	Ethylbenzene	2.5	J
1330-20-7	m,p-Xylene	4.7	U
95-47-6	o-Xylene	4.7	U

EGL 8/8/10

1B - FORM I VOA-2

VOLATILE ORGANICS ANALYSIS DATA SHEET

CLIENT SAMPLE NO.

690-SB-84(9.0'-10.5')-D

Lab Name: MITKEM LABORATORIES Contract:

Lab Code: MITKEM Case No.: J1325 Mod. Ref No.: SDG No.: SJ1325

Matrix: (SOIL/SED/WATER) SOIL Lab Sample ID: J1325-08A

Sample wt/vol: 6.40 (g/mL) G Lab File ID: V1L4986.D

Level: (TRACE/LOW/MED) LOW Date Received: 06/26/2010

% Moisture: not dec. 17 Date Analyzed: 07/06/2010

GC Column: DB-624 ID: 0.25 (mm) Dilution Factor: 1.0

Soil Extract Volume: (uL) Soil Aliquot Volume: (uL)

Purge Volume: 10.0 (mL)

CAS NO.	COMPOUND	CONCENTRATION UNITS: (ug/L or ug/Kg) µG/KG	Q
1330-20-7	Xylene (Total)	4.7	U
100-42-5	Styrene	4.7	U
75-25-2	Bromoform	4.7	UJ
98-82-8	Isopropylbenzene	4.7	U
79-34-5	1,1,2,2-Tetrachloroethane	4.7	U
103-65-1	n-Propylbenzene	4.7	U
108-67-8	1,3,5-Trimethylbenzene	4.7	U
98-06-6	tert-Butylbenzene	4.7	U
95-63-6	1,2,4-Trimethylbenzene	4.7	U
135-98-8	sec-Butylbenzene	4.7	U
99-87-6	4-Isopropyltoluene	4.7	U
541-73-1	1,3-Dichlorobenzene	4.7	U
106-46-7	1,4-Dichlorobenzene	4.7	U
104-51-8	n-Butylbenzene	4.7	U
95-50-1	1,2-Dichlorobenzene	4.7	U
91-20-3	Naphthalene	4.7	U
110-75-8	2-Chloroethyl vinyl ether	4.7	UJ

EGL
8/8/10

1J - FORM I VOA-TIC

VOLATILE ORGANICS ANALYSIS DATA SHEET

TENTATIVELY IDENTIFIED COMPOUNDS

CLIENT SAMPLE NO.

690-SB-84(9.0'-10.5')-D

Lab Name: MITKEM LABORATORIES Contract:

Lab Code: MITKEM Case No.: J1325 Mod. Ref No.: SDG No.: SJ1325

Matrix: (SOIL/SED/WATER) SOIL Lab Sample ID: J1325-08A

Sample wt/vol: 6.40 (g/mL) G Lab File ID: V1L4986.D

Level: (TRACE or LOW/MED) LOW Date Received: 06/26/2010

% Moisture: not dec. 17 Date Analyzed: 07/06/2010

GC Column: DB-624 ID: 0.25 (mm) Dilution Factor: 1.0

Soil Extract Volume: (uL) Soil Aliquot Volume: (uL)

CONCENTRATION UNITS: (ug/L or ug/Kg) µG/KG Purge Volume: 10.0 (mL)

	CAS NUMBER	COMPOUND NAME	RT	EST. CONC.	Q
01		Unknown-01	17.405	4.8	J
02		Unknown-02	18.025	7.6	J
03		Unknown-03	18.321	9.5	J
	E96679[1]	Total Alkanes	N/A		

[1] EPA-designated Registry Number.

1A - FORM I VOA-1

VOLATILE ORGANICS ANALYSIS DATA SHEET

CLIENT SAMPLE NO.

690-SB-85(4.0'-5.2')-D

Lab Name: MITKEM LABORATORIES Contract:

Lab Code: MITKEM Case No.: J1325 Mod. Ref No.: SDG No.: SJ1325

Matrix: (SOIL/SED/WATER) SOIL Lab Sample ID: J1325-09A

Sample wt/vol: 5.40 (g/mL) G Lab File ID: V1L4987.D

Level: (TRACE/LOW/MED) LOW Date Received: 06/26/2010

% Moisture: not dec. 12 Date Analyzed: 07/06/2010

GC Column: DB-624 ID: 0.25 (mm) Dilution Factor: 1.0

Soil Extract Volume: (uL) Soil Aliquot Volume: (uL)

Purge Volume: 10.0 (mL)

CAS NO.	COMPOUND	CONCENTRATION UNITS: (ug/L or ug/Kg) µG/KG	Q
74-87-3	Chloromethane	5.3	U
75-01-4	Vinyl chloride	5.3	U
74-83-9	Bromomethane	5.3	U
75-00-3	Chloroethane	5.3	U
75-69-4	Trichlorofluoromethane	5.3	U
75-35-4	1,1-Dichloroethene	5.3	U J
67-64-1	Acetone	7.5	J
75-15-0	Carbon disulfide	5.3	U
75-09-2	Methylene chloride	5.3	U
156-60-5	trans-1,2-Dichloroethene	5.3	U
1634-04-4	Methyl tert-butyl ether	5.3	U
75-34-3	1,1-Dichloroethane	5.3	U
108-05-4	Vinyl acetate	5.3	U
78-93-3	2-Butanone	5.3	U
156-59-2	cis-1,2-Dichloroethene	92	
67-66-3	Chloroform	5.3	U
71-55-6	1,1,1-Trichloroethane	5.3	U
56-23-5	Carbon tetrachloride	5.3	U
107-06-2	1,2-Dichloroethane	5.3	U
71-43-2	Benzene	5.3	U
~~79-01-6~~	~~Trichloroethene~~	~~510~~	~~E~~
78-87-5	1,2-Dichloropropane	5.3	U
75-27-4	Bromodichloromethane	5.3	U
10061-01-5	cis-1,3-Dichloropropene	5.3	U
108-10-1	4-Methyl-2-pentanone	5.3	U
108-88-3	Toluene	5.3	U
10061-02-6	trans-1,3-Dichloropropene	5.3	U
79-00-5	1,1,2-Trichloroethane	5.3	U
127-18-4	Tetrachloroethene	11	
591-78-6	2-Hexanone	5.3	U
124-48-1	Dibromochloromethane	5.3	U
108-90-7	Chlorobenzene	5.3	U
100-41-4	Ethylbenzene	1.8	J
1330-20-7	m,p-Xylene	2.1	J
95-47-6	o-Xylene	2.5	J

EGL 8/8/10

1B - FORM I VOA-2

VOLATILE ORGANICS ANALYSIS DATA SHEET

CLIENT SAMPLE NO.

690-SB-85(4.0'-5.2')-D

Lab Name: MITKEM LABORATORIES Contract:

Lab Code: MITKEM Case No.: J1325 Mod. Ref No.: SDG No.: SJ1325

Matrix: (SOIL/SED/WATER) SOIL Lab Sample ID: J1325-09A

Sample wt/vol: 5.40 (g/mL) G Lab File ID: V1L4987.D

Level: (TRACE/LOW/MED) LOW Date Received: 06/26/2010

% Moisture: not dec. 12 Date Analyzed: 07/06/2010

GC Column: DB-624 ID: 0.25 (mm) Dilution Factor: 1.0

Soil Extract Volume: (uL) Soil Aliquot Volume: (uL)

Purge Volume: 10.0 (mL)

CAS NO.	COMPOUND	CONCENTRATION UNITS: (ug/L or ug/Kg) µG/KG	Q
1330-20-7	Xylene (Total)	4.6	J
100-42-5	Styrene	5.3	U
75-25-2	Bromoform	5.3	UJ
98-82-8	Isopropylbenzene	5.3	U
79-34-5	1,1,2,2-Tetrachloroethane	5.3	U
103-65-1	n-Propylbenzene	5.3	U
108-67-8	1,3,5-Trimethylbenzene	5.3	U
98-06-6	tert-Butylbenzene	5.3	U
95-63-6	1,2,4-Trimethylbenzene	5.3	U
135-98-8	sec-Butylbenzene	5.3	U
99-87-6	4-Isopropyltoluene	5.3	U
541-73-1	1,3-Dichlorobenzene	5.3	U
106-46-7	1,4-Dichlorobenzene	5.3	U
104-51-8	n-Butylbenzene	5.3	U
95-50-1	1,2-Dichlorobenzene	5.3	U
91-20-3	Naphthalene	1.2	J
110-75-8	2-Chloroethyl vinyl ether	5.3	UJ

EGL 8/18/10

1J - FORM I VOA-TIC

VOLATILE ORGANICS ANALYSIS DATA SHEET

TENTATIVELY IDENTIFIED COMPOUNDS

CLIENT SAMPLE NO.

690-SB-85(4.0'-5.2')-D

Lab Name: MITKEM LABORATORIES Contract:

Lab Code: MITKEM Case No.: J1325 Mod. Ref No.: SDG No.: SJ1325

Matrix: (SOIL/SED/WATER) SOIL Lab Sample ID: J1325-09A

Sample wt/vol: 5.40 (g/mL) G Lab File ID: V1L4987.D

Level: (TRACE or LOW/MED) LOW Date Received: 06/26/2010

% Moisture: not dec. 12 Date Analyzed: 07/06/2010

GC Column: DB-624 ID: 0.25 (mm) Dilution Factor: 1.0

Soil Extract Volume: (uL) Soil Aliquot Volume: (uL)

CONCENTRATION UNITS: (ug/L or ug/Kg) µG/KG Purge Volume: 10.0 (mL)

CAS NUMBER	COMPOUND NAME	RT	EST. CONC.	Q
E96679€[1]	Total Alkanes	N/A		

[1] EPA-designated Registry Number.

1A - FORM I VOA-1

VOLATILE ORGANICS ANALYSIS DATA SHEET

CLIENT SAMPLE NO.

690-SB-85(4.0'-5.2')-DDL

Lab Name: MITKEM LABORATORIES Contract:

Lab Code: MITKEM Case No.: J1325 Mod. Ref No.: SDG No.: SJ1325

Matrix: (SOIL/SED/WATER) SOIL Lab Sample ID: J1325-09ADL

Sample wt/vol: 1.00 (g/mL) G Lab File ID: V1L5020.D

Level: (TRACE/LOW/MED) LOW Date Received: 06/26/2010

% Moisture: not dec. 12 Date Analyzed: 07/07/2010

GC Column: DB-624 ID: 0.25 (mm) Dilution Factor: 1.0

Soil Extract Volume: (uL) Soil Aliquot Volume: (uL)

Purge Volume: 10.0 (mL)

CAS NO.	COMPOUND	CONCENTRATION UNITS: (ug/L or ug/Kg) µG/KG	Q
74-87-3	Chloromethane	28	U
75-01-4	Vinyl chloride	28	U
74-83-9	Bromomethane	28	U
75-00-3	Chloroethane	28	U
75-69-4	Trichlorofluoromethane	28	U
75-35-4	1,1-Dichloroethene	28	U J
67-64-1	Acetone	28	U
75-15-0	Carbon disulfide	28	U
75-09-2	Methylene chloride	28	U
156-60-5	trans-1,2-Dichloroethene	28	U
1634-04-4	Methyl tert-butyl ether	28	U
75-34-3	1,1-Dichloroethane	28	U
108-05-4	Vinyl acetate	28	U
78-93-3	2-Butanone	28	U
156-59-2	cis-1,2-Dichloroethene	130	D
67-66-3	Chloroform	28	U
71-55-6	1,1,1-Trichloroethane	28	U
56-23-5	Carbon tetrachloride	28	U
107-06-2	1,2-Dichloroethane	28	U
71-43-2	Benzene	28	U
79-01-6	Trichloroethene	760	D
78-87-5	1,2-Dichloropropane	28	U
75-27-4	Bromodichloromethane	28	U
10061-01-5	cis-1,3-Dichloropropene	28	U
108-10-1	4-Methyl-2-pentanone	28	U
108-88-3	Toluene	28	U
10061-02-6	trans-1,3-Dichloropropene	28	U
79-00-5	1,1,2-Trichloroethane	28	U
127-18-4	Tetrachloroethene	19	DJ
591-78-6	2-Hexanone	28	U
124-48-1	Dibromochloromethane	28	U
108-90-7	Chlorobenzene	28	U
100-41-4	Ethylbenzene	28	U
1330-20-7	m,p-Xylene	28	U
95-47-6	o-Xylene	28	U

EGL 8/8/10

1B - FORM I VOA-2

VOLATILE ORGANICS ANALYSIS DATA SHEET

CLIENT SAMPLE NO.

690-SB-85(4.0'-5.2')-DDL

Lab Name: MITKEM LABORATORIES Contract:

Lab Code: MITKEM Case No.: J1325 Mod. Ref No.: SDG No.: SJ1325

Matrix: (SOIL/SED/WATER) SOIL Lab Sample ID: J1325-09ADL

Sample wt/vol: 1.00 (g/mL) G Lab File ID: V1L5020.D

Level: (TRACE/LOW/MED) LOW Date Received: 06/26/2010

% Moisture: not dec. 12 Date Analyzed: 07/07/2010

GC Column: DB-624 ID: 0.25 (mm) Dilution Factor: 1.0

Soil Extract Volume: (uL) Soil Aliquot Volume: (uL)

Purge Volume: 10.0 (mL)

CAS NO.	COMPOUND	CONCENTRATION UNITS: (ug/L or ug/Kg) µG/KG	Q
1330-20-7	Xylene (Total)	28	U
100-42-5	Styrene	28	U
75-25-2	Bromoform	28	UJ
98-82-8	Isopropylbenzene	28	U
79-34-5	1,1,2,2-Tetrachloroethane	28	U
103-65-1	n-Propylbenzene	28	U
108-67-8	1,3,5-Trimethylbenzene	28	U
98-06-6	tert-Butylbenzene	28	U
95-63-6	1,2,4-Trimethylbenzene	28	U
135-98-8	sec-Butylbenzene	28	U
99-87-6	4-Isopropyltoluene	28	U
541-73-1	1,3-Dichlorobenzene	28	U
106-46-7	1,4-Dichlorobenzene	28	U
104-51-8	n-Butylbenzene	28	U
95-50-1	1,2-Dichlorobenzene	28	U
91-20-3	Naphthalene	28	U
110-75-8	2-Chloroethyl vinyl ether	28	UJ

EGL 8/8/10

1J - FORM I VOA-TIC

VOLATILE ORGANICS ANALYSIS DATA SHEET

TENTATIVELY IDENTIFIED COMPOUNDS

CLIENT SAMPLE NO.

690-SB-85(4.0'-5.2')-DDL

Lab Name: MITKEM LABORATORIES Contract:

Lab Code: MITKEM Case No.: J1325 Mod. Ref No.: SDG No.: SJ1325

Matrix: (SOIL/SED/WATER) SOIL Lab Sample ID: J1325-09ADL

Sample wt/vol: 1.00 (g/mL) G Lab File ID: V1L5020.D

Level: (TRACE or LOW/MED) LOW Date Received: 06/26/2010

% Moisture: not dec. 12 Date Analyzed: 07/07/2010

GC Column: DB-624 ID: 0.25 (mm) Dilution Factor: 1.0

Soil Extract Volume: (uL) Soil Aliquot Volume: (uL)

CONCENTRATION UNITS: (ug/L or ug/Kg) µG/KG Purge Volume: 10.0 (mL)

CAS NUMBER	COMPOUND NAME	RT	EST. CONC.	Q
E9667961	Total Alkanes	N/A		

[1] EPA-designated Registry Number.

EAL
8/8/10

1A - FORM I VOA-1

VOLATILE ORGANICS ANALYSIS DATA SHEET

CLIENT SAMPLE NO.

690-SB-83-O

Lab Name: MITKEM LABORATORIES Contract:

Lab Code: MITKEM Case No.: J1325 Mod. Ref No.: SDG No.: SJ1325

Matrix: (SOIL/SED/WATER) WATER Lab Sample ID: J1325-10A

Sample wt/vol: 5.00 (g/mL) ML Lab File ID: V2L7137.D

Level: (TRACE/LOW/MED) LOW Date Received: 06/26/2010

% Moisture: not dec. Date Analyzed: 07/01/2010

GC Column: DB-624 ID: 0.25 (mm) Dilution Factor: 1.0

Soil Extract Volume: (uL) Soil Aliquot Volume: (uL)

Purge Volume: 5.0 (mL)

CAS NO.	COMPOUND	CONCENTRATION UNITS: (ug/L or ug/Kg) µG/L	Q
74-87-3	Chloromethane	5.0	U
75-01-4	Vinyl chloride	5.0	U
74-83-9	Bromomethane	5.0	U
75-00-3	Chloroethane	5.0	U
75-69-4	Trichlorofluoromethane	5.0	U
75-35-4	1,1-Dichloroethene	5.0	U
67-64-1	Acetone	4.6	J
75-15-0	Carbon disulfide	5.0	U
75-09-2	Methylene chloride	5.0	U
156-60-5	trans-1,2-Dichloroethene	5.0	U
1634-04-4	Methyl tert-butyl ether	5.0	U
75-34-3	1,1-Dichloroethane	5.0	U
108-05-4	Vinyl acetate	5.0	U
78-93-3	2-Butanone	5.0	U
156-59-2	cis-1,2-Dichloroethene	5.0	U
67-66-3	Chloroform	5.0	U
71-55-6	1,1,1-Trichloroethane	5.0	U
56-23-5	Carbon tetrachloride	5.0	U
107-06-2	1,2-Dichloroethane	5.0	U
71-43-2	Benzene	5.0	U
79-01-6	Trichloroethene	1.1	J
78-87-5	1,2-Dichloropropane	5.0	U
75-27-4	Bromodichloromethane	5.0	U
10061-01-5	cis-1,3-Dichloropropene	5.0	U
108-10-1	4-Methyl-2-pentanone	5.0	U
108-88-3	Toluene	1.2	J
10061-02-6	trans-1,3-Dichloropropene	5.0	U
79-00-5	1,1,2-Trichloroethane	5.0	U
127-18-4	Tetrachloroethene	5.0	U
591-78-6	2-Hexanone	5.0	U
124-48-1	Dibromochloromethane	5.0	U
108-90-7	Chlorobenzene	5.0	U
100-41-4	Ethylbenzene	5.0	U
1330-20-7	m,p-Xylene	5.0	U
95-47-6	o-Xylene	5.0	U

EGL 8/8/10

1B - FORM I VOA-2

VOLATILE ORGANICS ANALYSIS DATA SHEET

CLIENT SAMPLE NO.

690-SB-83-O

Lab Name: MITKEM LABORATORIES Contract:

Lab Code: MITKEM Case No.: J1325 Mod. Ref No.: SDG No.: SJ1325

Matrix: (SOIL/SED/WATER) WATER Lab Sample ID: J1325-10A

Sample wt/vol: 5.00 (g/mL) ML Lab File ID: V2L7137.D

Level: (TRACE/LOW/MED) LOW Date Received: 06/26/2010

% Moisture: not dec. Date Analyzed: 07/01/2010

GC Column: DB-624 ID: 0.25 (mm) Dilution Factor: 1.0

Soil Extract Volume: (uL) Soil Aliquot Volume: (uL)

Purge Volume: 5.0 (mL)

CAS NO.	COMPOUND	CONCENTRATION UNITS: (ug/L or ug/Kg) µG/L	Q
1330-20-7	Xylene (Total)	5.0	U
100-42-5	Styrene	5.0	U
75-25-2	Bromoform	5.0	U
98-82-8	Isopropylbenzene	5.0	U
79-34-5	1,1,2,2-Tetrachloroethane	5.0	U
103-65-1	n-Propylbenzene	5.0	U
108-67-8	1,3,5-Trimethylbenzene	5.0	U
98-06-6	tert-Butylbenzene	5.0	U
95-63-6	1,2,4-Trimethylbenzene	5.0	U
135-98-8	sec-Butylbenzene	5.0	U
99-87-6	4-Isopropyltoluene	5.0	U
541-73-1	1,3-Dichlorobenzene	5.0	U
106-46-7	1,4-Dichlorobenzene	5.0	U
104-51-8	n-Butylbenzene	5.0	U
95-50-1	1,2-Dichlorobenzene	5.0	U
91-20-3	Naphthalene	5.0	U
110-75-8	2-Chloroethyl vinyl ether	5.0	UJ

EGL
8/8/10

1J - FORM I VOA-TIC

VOLATILE ORGANICS ANALYSIS DATA SHEET

TENTATIVELY IDENTIFIED COMPOUNDS

CLIENT SAMPLE NO.

690-SB-83-O

Lab Name: MITKEM LABORATORIES Contract:

Lab Code: MITKEM Case No.: J1325 Mod. Ref No.: SDG No.: SJ1325

Matrix: (SOIL/SED/WATER) WATER Lab Sample ID: J1325-10A

Sample wt/vol: 5.00 (g/mL) ML Lab File ID: V2L7137.D

Level: (TRACE or LOW/MED) LOW Date Received: 06/26/2010

% Moisture: not dec. Date Analyzed: 07/01/2010

GC Column: DB-624 ID: 0.25 (mm) Dilution Factor: 1.0

Soil Extract Volume: (uL) Soil Aliquot Volume: (uL)

CONCENTRATION UNITS: (ug/L or ug/Kg) µG/L Purge Volume: 5.0 (mL)

CAS NUMBER	COMPOUND NAME	RT	EST. CONC.	Q
E96679€[1]	Total Alkanes	N/A		

[1] EPA-designated Registry Number.

1A - FORM I VOA-1

VOLATILE ORGANICS ANALYSIS DATA SHEET

CLIENT SAMPLE NO.

690-SB-84-O

Lab Name: MITKEM LABORATORIES Contract:

Lab Code: MITKEM Case No.: J1325 Mod. Ref No.: SDG No.: SJ1325

Matrix: (SOIL/SED/WATER) WATER Lab Sample ID: J1325-11A

Sample wt/vol: 5.00 (g/mL) ML Lab File ID: V2L7138.D

Level: (TRACE/LOW/MED) LOW Date Received: 06/26/2010

% Moisture: not dec. Date Analyzed: 07/01/2010

GC Column: DB-624 ID: 0.25 (mm) Dilution Factor: 1.0

Soil Extract Volume: (uL) Soil Aliquot Volume: (uL)

Purge Volume: 5.0 (mL)

CAS NO.	COMPOUND	CONCENTRATION UNITS: (ug/L or ug/Kg) µG/L	Q
74-87-3	Chloromethane	5.0	U
75-01-4	Vinyl chloride	5.0	U
74-83-9	Bromomethane	5.0	U
75-00-3	Chloroethane	5.0	U
75-69-4	Trichlorofluoromethane	5.0	U
75-35-4	1,1-Dichloroethene	5.0	U
67-64-1	Acetone	13	J
75-15-0	Carbon disulfide	5.0	U
75-09-2	Methylene chloride	5.0	U
156-60-5	trans-1,2-Dichloroethene	5.0	U
1634-04-4	Methyl tert-butyl ether	5.0	U
75-34-3	1,1-Dichloroethane	5.0	U
108-05-4	Vinyl acetate	5.0	U
78-93-3	2-Butanone	3.5	J
156-59-2	cis-1,2-Dichloroethene	1.4	J
67-66-3	Chloroform	5.0	U
71-55-6	1,1,1-Trichloroethane	5.0	U
56-23-5	Carbon tetrachloride	5.0	U
107-06-2	1,2-Dichloroethane	5.0	U
71-43-2	Benzene	1.3	J
79-01-6	Trichloroethene	2.4	J
78-87-5	1,2-Dichloropropane	5.0	U
75-27-4	Bromodichloromethane	5.0	U
10061-01-5	cis-1,3-Dichloropropene	5.0	U
108-10-1	4-Methyl-2-pentanone	5.0	U
108-88-3	Toluene	5.0	U
10061-02-6	trans-1,3-Dichloropropene	5.0	U
79-00-5	1,1,2-Trichloroethane	5.0	U
127-18-4	Tetrachloroethene	5.0	U
591-78-6	2-Hexanone	5.0	U
124-48-1	Dibromochloromethane	5.0	U
108-90-7	Chlorobenzene	5.0	U
100-41-4	Ethylbenzene	2.5	J
1330-20-7	m,p-Xylene	5.0	U
95-47-6	o-Xylene	5.0	U

EGL 8/8/10

1B - FORM I VOA-2

VOLATILE ORGANICS ANALYSIS DATA SHEET

CLIENT SAMPLE NO.

690-SB-84-O

Lab Name: MITKEM LABORATORIES Contract:

Lab Code: MITKEM Case No.: J1325 Mod. Ref No.: SDG No.: SJ1325

Matrix: (SOIL/SED/WATER) WATER Lab Sample ID: J1325-11A

Sample wt/vol: 5.00 (g/mL) ML Lab File ID: V2L7138.D

Level: (TRACE/LOW/MED) LOW Date Received: 06/26/2010

% Moisture: not dec. Date Analyzed: 07/01/2010

GC Column: DB-624 ID: 0.25 (mm) Dilution Factor: 1.0

Soil Extract Volume: (uL) Soil Aliquot Volume: (uL)

Purge Volume: 5.0 (mL)

CAS NO.	COMPOUND	CONCENTRATION UNITS: (ug/L or ug/Kg) µG/L	Q
1330-20-7	Xylene (Total)	5.0	U
100-42-5	Styrene	5.0	U
75-25-2	Bromoform	5.0	U
98-82-8	Isopropylbenzene	5.0	U
79-34-5	1,1,2,2-Tetrachloroethane	5.0	U
103-65-1	n-Propylbenzene	5.0	U
108-67-8	1,3,5-Trimethylbenzene	5.0	U
98-06-6	tert-Butylbenzene	5.0	U
95-63-6	1,2,4-Trimethylbenzene	5.0	U
135-98-8	sec-Butylbenzene	5.0	U
99-87-6	4-Isopropyltoluene	5.0	U
541-73-1	1,3-Dichlorobenzene	5.0	U
106-46-7	1,4-Dichlorobenzene	5.0	U
104-51-8	n-Butylbenzene	5.0	U
95-50-1	1,2-Dichlorobenzene	5.0	U
91-20-3	Naphthalene	5.0	U
110-75-8	2-Chloroethyl vinyl ether	5.0	UJ

EGL
8/8/10

1J - FORM I VOA-TIC

VOLATILE ORGANICS ANALYSIS DATA SHEET

TENTATIVELY IDENTIFIED COMPOUNDS

CLIENT SAMPLE NO.

690-SB-84-O

Lab Name: MITKEM LABORATORIES Contract:

Lab Code: MITKEM Case No.: J1325 Mod. Ref No.: SDG No.: SJ1325

Matrix: (SOIL/SED/WATER) WATER Lab Sample ID: J1325-11A

Sample wt/vol: 5.00 (g/mL) ML Lab File ID: V2L7138.D

Level: (TRACE or LOW/MED) LOW Date Received: 06/26/2010

% Moisture: not dec. Date Analyzed: 07/01/2010

GC Column: DB-624 ID: 0.25 (mm) Dilution Factor: 1.0

Soil Extract Volume: (uL) Soil Aliquot Volume: (uL)

CONCENTRATION UNITS: (ug/L or ug/Kg) µG/L Purge Volume: 5.0 (mL)

CAS NUMBER	COMPOUND NAME	RT	EST. CONC.	Q
E96679€[1]	Total Alkanes	N/A		

[1] EPA-designated Registry Number.

1A - FORM I VOA-1

VOLATILE ORGANICS ANALYSIS DATA SHEET

CLIENT SAMPLE NO.

690-SB-85-O

Lab Name: MITKEM LABORATORIES Contract:

Lab Code: MITKEM Case No.: J1325 Mod. Ref No.: SDG No.: SJ1325

Matrix: (SOIL/SED/WATER) WATER Lab Sample ID: J1325-12A

Sample wt/vol: 5.00 (g/mL) ML Lab File ID: V2L7139.D

Level: (TRACE/LOW/MED) LOW Date Received: 06/26/2010

% Moisture: not dec. Date Analyzed: 07/01/2010

GC Column: DB-624 ID: 0.25 (mm) Dilution Factor: 1.0

Soil Extract Volume: (uL) Soil Aliquot Volume: (uL)

Purge Volume: 5.0 (mL)

CAS NO.	COMPOUND	CONCENTRATION UNITS: (ug/L or ug/Kg) µG/L	Q
74-87-3	Chloromethane	5.0	U
~~75-01-4~~	~~Vinyl chloride~~	~~700~~	~~E~~
74-83-9	Bromomethane	5.0	U
75-00-3	Chloroethane	5.0	U
75-69-4	Trichlorofluoromethane	5.0	U
75-35-4	1,1-Dichloroethene	18	J
67-64-1	Acetone	4.9	J
75-15-0	Carbon disulfide	7.8	J
75-09-2	Methylene chloride	5.0	U
156-60-5	trans-1,2-Dichloroethene	23	J
1634-04-4	Methyl tert-butyl ether	5.0	U
75-34-3	1,1-Dichloroethane	5.0	U
108-05-4	Vinyl acetate	5.0	U
78-93-3	2-Butanone	5.0	U
~~156-59-2~~	~~cis-1,2-Dichloroethene~~	~~4900~~	~~E~~
67-66-3	Chloroform	5.0	U
71-55-6	1,1,1-Trichloroethane	5.0	U
56-23-5	Carbon tetrachloride	5.0	U
107-06-2	1,2-Dichloroethane	5.0	U
71-43-2	Benzene	1.9	J
~~79-01-6~~	~~Trichloroethene~~	~~5700~~	~~E~~
78-87-5	1,2-Dichloropropane	5.0	U
75-27-4	Bromodichloromethane	5.0	U
10061-01-5	cis-1,3-Dichloropropene	5.0	U
108-10-1	4-Methyl-2-pentanone	5.0	U
108-88-3	Toluene	5.2	J
10061-02-6	trans-1,3-Dichloropropene	5.0	U
79-00-5	1,1,2-Trichloroethane	5.0	U
127-18-4	Tetrachloroethene	33	J
591-78-6	2-Hexanone	5.0	U
124-48-1	Dibromochloromethane	5.0	U
108-90-7	Chlorobenzene	5.0	U
100-41-4	Ethylbenzene	7.0	J
1330-20-7	m,p-Xylene	6.0	J
95-47-6	o-Xylene	5.2	J

EGL 8/8/10

1B - FORM I VOA-2

VOLATILE ORGANICS ANALYSIS DATA SHEET

CLIENT SAMPLE NO.

690-SB-85-O

Lab Name: MITKEM LABORATORIES Contract:

Lab Code: MITKEM Case No.: J1325 Mod. Ref No.: SDG No.: SJ1325

Matrix: (SOIL/SED/WATER) WATER Lab Sample ID: J1325-12A

Sample wt/vol: 5.00 (g/mL) ML Lab File ID: V2L7139.D

Level: (TRACE/LOW/MED) LOW Date Received: 06/26/2010

% Moisture: not dec. Date Analyzed: 07/01/2010

GC Column: DB-624 ID: 0.25 (mm) Dilution Factor: 1.0

Soil Extract Volume: (uL) Soil Aliquot Volume: (uL)

Purge Volume: 5.0 (mL)

CAS NO.	COMPOUND	CONCENTRATION UNITS: (ug/L or ug/Kg) µG/L	Q
1330-20-7	Xylene (Total)	11	J
100-42-5	Styrene	5.0	U
75-25-2	Bromoform	5.0	U
98-82-8	Isopropylbenzene	5.0	U
79-34-5	1,1,2,2-Tetrachloroethane	5.0	U
103-65-1	n-Propylbenzene	5.0	U
108-67-8	1,3,5-Trimethylbenzene	5.0	U
98-06-6	tert-Butylbenzene	5.0	U
95-63-6	1,2,4-Trimethylbenzene	1.1	J
135-98-8	sec-Butylbenzene	5.0	U
99-87-6	4-Isopropyltoluene	5.0	U
541-73-1	1,3-Dichlorobenzene	5.0	U
106-46-7	1,4-Dichlorobenzene	5.0	U
104-51-8	n-Butylbenzene	5.0	U
95-50-1	1,2-Dichlorobenzene	5.0	U
91-20-3	Naphthalene	5.0	U
110-75-8	2-Chloroethyl vinyl ether	5.0	UJ

EGL
8/6/10

1J - FORM I VOA-TIC

VOLATILE ORGANICS ANALYSIS DATA SHEET

TENTATIVELY IDENTIFIED COMPOUNDS

CLIENT SAMPLE NO.

690-SB-85-O

Lab Name: MITKEM LABORATORIES Contract:

Lab Code: MITKEM Case No.: J1325 Mod. Ref No.: SDG No.: SJ1325

Matrix: (SOIL/SED/WATER) WATER Lab Sample ID: J1325-12A

Sample wt/vol: 5.00 (g/mL) ML Lab File ID: V2L7139.D

Level: (TRACE or LOW/MED) LOW Date Received: 06/26/2010

% Moisture: not dec. Date Analyzed: 07/01/2010

GC Column: DB-624 ID: 0.25 (mm) Dilution Factor: 1.0

Soil Extract Volume: (uL) Soil Aliquot Volume: (uL)

CONCENTRATION UNITS: (ug/L or ug/Kg) µG/L Purge Volume: 5.0 (mL)

CAS NUMBER	COMPOUND NAME	RT	EST. CONC.	Q
E96679€[1]	Total Alkanes	N/A		

[1] EPA-designated Registry Number.

1A - FORM I VOA-1

VOLATILE ORGANICS ANALYSIS DATA SHEET

CLIENT SAMPLE NO.

690-SB-85-ODL

Lab Name: MITKEM LABORATORIES Contract:

Lab Code: MITKEM Case No.: J1325 Mod. Ref No.: SDG No.: SJ1325

Matrix: (SOIL/SED/WATER) WATER Lab Sample ID: J1325-12ADL

Sample wt/vol: 5.00 (g/mL) ML Lab File ID: V2L7191.D

Level: (TRACE/LOW/MED) LOW Date Received: 06/26/2010

% Moisture: not dec. Date Analyzed: 07/06/2010

GC Column: DB-624 ID: 0.25 (mm) Dilution Factor: 100.0

Soil Extract Volume: (uL) Soil Aliquot Volume: (uL)

Purge Volume: 5.0 (mL)

CAS NO.	COMPOUND	CONCENTRATION UNITS: (ug/L or ug/Kg) µG/L	Q
74-87-3	Chloromethane	500	U
75-01-4	Vinyl chloride	510	D
74-83-9	Bromomethane	500	U
75-00-3	Chloroethane	500	U
75-69-4	Trichlorofluoromethane	500	U
75-35-4	1,1-Dichloroethene	500	U
67-64-1	Acetone	500	U
75-15-0	Carbon disulfide	500	U
75-09-2	Methylene chloride	500	U
156-60-5	trans-1,2-Dichloroethene	500	U
1634-04-4	Methyl tert-butyl ether	500	U
75-34-3	1,1-Dichloroethane	500	U
108-05-4	Vinyl acetate	500	U
78-93-3	2-Butanone	500	U
156-59-2	cis-1,2-Dichloroethene	7100	D
67-66-3	Chloroform	500	U
71-55-6	1,1,1-Trichloroethane	500	U
56-23-5	Carbon tetrachloride	500	U
107-06-2	1,2-Dichloroethane	500	U
71-43-2	Benzene	500	U
79-01-6	Trichloroethene	6400	D
78-87-5	1,2-Dichloropropane	500	U
75-27-4	Bromodichloromethane	500	U
10061-01-5	cis-1,3-Dichloropropene	500	U
108-10-1	4-Methyl-2-pentanone	500	U
108-88-3	Toluene	500	U
10061-02-6	trans-1,3-Dichloropropene	500	U
79-00-5	1,1,2-Trichloroethane	500	U
127-18-4	Tetrachloroethene	500	U
591-78-6	2-Hexanone	500	U
124-48-1	Dibromochloromethane	500	U
108-90-7	Chlorobenzene	500	U
100-41-4	Ethylbenzene	500	U
1330-20-7	m,p-Xylene	500	U
95-47-6	o-Xylene	500	U

EGL 8/8/10

1B - FORM I VOA-2

VOLATILE ORGANICS ANALYSIS DATA SHEET

CLIENT SAMPLE NO.

690-SB-85-ODL

Lab Name: MITKEM LABORATORIES Contract:

Lab Code: MITKEM Case No.: J1325 Mod. Ref No.: SDG No.: SJ1325

Matrix: (SOIL/SED/WATER) WATER Lab Sample ID: J1325-12ADL

Sample wt/vol: 5.00 (g/mL) ML Lab File ID: V2L7191.D

Level: (TRACE/LOW/MED) LOW Date Received: 06/26/2010

% Moisture: not dec. Date Analyzed: 07/06/2010

GC Column: DB-624 ID: 0.25 (mm) Dilution Factor: 100.0

Soil Extract Volume: (uL) Soil Aliquot Volume: (uL)

Purge Volume: 5.0 (mL)

CAS NO.	COMPOUND	CONCENTRATION UNITS: (ug/L or ug/Kg) µG/L	Q
1330-20-7	Xylene (Total)	500	U
100-42-5	Styrene	500	U
75-25-2	Bromoform	500	U
98-82-8	Isopropylbenzene	500	U
79-34-5	1,1,2,2-Tetrachloroethane	500	U
103-65-1	n-Propylbenzene	500	U
108-67-8	1,3,5-Trimethylbenzene	500	U
98-06-6	tert-Butylbenzene	500	U
95-63-6	1,2,4-Trimethylbenzene	500	U
135-98-8	sec-Butylbenzene	500	U
99-87-6	4-Isopropyltoluene	500	U
541-73-1	1,3-Dichlorobenzene	500	U
106-46-7	1,4-Dichlorobenzene	500	U
104-51-8	n-Butylbenzene	500	U
95-50-1	1,2-Dichlorobenzene	500	U
91-20-3	Naphthalene	500	U
110-75-8	2-Chloroethyl vinyl ether	500	U

EGL
8/8/10

1J - FORM I VOA-TIC

VOLATILE ORGANICS ANALYSIS DATA SHEET

TENTATIVELY IDENTIFIED COMPOUNDS

CLIENT SAMPLE NO.

690-SB-85-ODL

Lab Name: MITKEM LABORATORIES Contract:

Lab Code: MITKEM Case No.: J1325 Mod. Ref No.: SDG No.: SJ1325

Matrix: (SOIL/SED/WATER) WATER Lab Sample ID: J1325-12ADL

Sample wt/vol: 5.00 (g/mL) ML Lab File ID: V2L7191.D

Level: (TRACE or LOW/MED) LOW Date Received: 06/26/2010

% Moisture: not dec. Date Analyzed: 07/06/2010

GC Column: DB-624 ID: 0.25 (mm) Dilution Factor: 100.0

Soil Extract Volume: (uL) Soil Aliquot Volume: (uL)

CONCENTRATION UNITS: (ug/L or ug/Kg) µG/L Purge Volume: 5.0 (mL)

CAS NUMBER	COMPOUND NAME	RT	EST. CONC.	Q
E96679€ [1]	Total Alkanes	N/A		

[1] EPA-designated Registry Number.

EGL
8/8/10

1A - FORM I VOA-1

VOLATILE ORGANICS ANALYSIS DATA SHEET

CLIENT SAMPLE NO.

690-SB-86-O

Lab Name: MITKEM LABORATORIES Contract:

Lab Code: MITKEM Case No.: J1325 Mod. Ref No.: SDG No.: SJ1325

Matrix: (SOIL/SED/WATER) WATER Lab Sample ID: J1325-13A

Sample wt/vol: 5.00 (g/mL) ML Lab File ID: V2L7190.D

Level: (TRACE/LOW/MED) LOW Date Received: 06/26/2010

% Moisture: not dec. Date Analyzed: 07/06/2010

GC Column: DB-624 ID: 0.25 (mm) Dilution Factor: 1.0

Soil Extract Volume: (uL) Soil Aliquot Volume: (uL)

Purge Volume: 5.0 (mL)

CAS NO.	COMPOUND	CONCENTRATION UNITS: (ug/L or ug/Kg) µG/L	Q
74-87-3	Chloromethane	5.0	U
75-01-4	Vinyl chloride	65	
74-83-9	Bromomethane	5.0	U J
75-00-3	Chloroethane	5.0	U
75-69-4	Trichlorofluoromethane	5.0	U
75-35-4	1,1-Dichloroethene	5.0	U
67-64-1	Acetone	36	J
75-15-0	Carbon disulfide	5.0	U
75-09-2	Methylene chloride	5.0	U
156-60-5	trans-1,2-Dichloroethene	5.0	U
1634-04-4	Methyl tert-butyl ether	5.0	U
75-34-3	1,1-Dichloroethane	1.1	J
108-05-4	Vinyl acetate	5.0	U
78-93-3	2-Butanone	5.0	U
156-59-2	cis-1,2-Dichloroethene	20	
67-66-3	Chloroform	5.0	U
71-55-6	1,1,1-Trichloroethane	5.0	U
56-23-5	Carbon tetrachloride	5.0	U
107-06-2	1,2-Dichloroethane	5.0	U
71-43-2	Benzene	2.9	J
79-01-6	Trichloroethene	20	
78-87-5	1,2-Dichloropropane	5.0	U
75-27-4	Bromodichloromethane	5.0	U
10061-01-5	cis-1,3-Dichloropropene	5.0	U
108-10-1	4-Methyl-2-pentanone	5.0	U
108-88-3	Toluene	1.5	J
10061-02-6	trans-1,3-Dichloropropene	5.0	U
79-00-5	1,1,2-Trichloroethane	5.0	U
127-18-4	Tetrachloroethene	5.0	U
591-78-6	2-Hexanone	5.0	U
124-48-1	Dibromochloromethane	5.0	U
108-90-7	Chlorobenzene	5.0	U
100-41-4	Ethylbenzene	5.0	U
1330-20-7	m,p-Xylene	1.4	J
95-47-6	o-Xylene	5.0	U

EGL 8/4/10

1B - FORM I VOA-2

VOLATILE ORGANICS ANALYSIS DATA SHEET

CLIENT SAMPLE NO.

690-SB-86-O

Lab Name: MITKEM LABORATORIES Contract:

Lab Code: MITKEM Case No.: J1325 Mod. Ref No.: SDG No.: SJ1325

Matrix: (SOIL/SED/WATER) WATER Lab Sample ID: J1325-13A

Sample wt/vol: 5.00 (g/mL) ML Lab File ID: V2L7190.D

Level: (TRACE/LOW/MED) LOW Date Received: 06/26/2010

% Moisture: not dec. Date Analyzed: 07/06/2010

GC Column: DB-624 ID: 0.25 (mm) Dilution Factor: 1.0

Soil Extract Volume: (uL) Soil Aliquot Volume: (uL)

Purge Volume: 5.0 (mL)

CAS NO.	COMPOUND	CONCENTRATION UNITS: (ug/L or ug/Kg) µG/L	Q
1330-20-7	Xylene (Total)	1.4	J
100-42-5	Styrene	5.0	U
75-25-2	Bromoform	5.0	U
98-82-8	Isopropylbenzene	5.0	U
79-34-5	1,1,2,2-Tetrachloroethane	5.0	U
103-65-1	n-Propylbenzene	5.0	U
108-67-8	1,3,5-Trimethylbenzene	5.0	U
98-06-6	tert-Butylbenzene	5.0	U
95-63-6	1,2,4-Trimethylbenzene	5.0	U
135-98-8	sec-Butylbenzene	5.0	U
99-87-6	4-Isopropyltoluene	5.0	U
541-73-1	1,3-Dichlorobenzene	5.0	U
106-46-7	1,4-Dichlorobenzene	5.0	U
104-51-8	n-Butylbenzene	5.0	U
95-50-1	1,2-Dichlorobenzene	5.0	U
91-20-3	Naphthalene	5.0	U
110-75-8	2-Chloroethyl vinyl ether	5.0	U

EGL
8/8/10

1J - FORM I VOA-TIC

VOLATILE ORGANICS ANALYSIS DATA SHEET

TENTATIVELY IDENTIFIED COMPOUNDS

CLIENT SAMPLE NO.

690-SB-86-O

Lab Name: MITKEM LABORATORIES Contract:

Lab Code: MITKEM Case No.: J1325 Mod. Ref No.: SDG No.: SJ1325

Matrix: (SOIL/SED/WATER) WATER Lab Sample ID: J1325-13A

Sample wt/vol: 5.00 (g/mL) ML Lab File ID: V2L7190.D

Level: (TRACE or LOW/MED) LOW Date Received: 06/26/2010

% Moisture: not dec. Date Analyzed: 07/06/2010

GC Column: DB-624 ID: 0.25 (mm) Dilution Factor: 1.0

Soil Extract Volume: (uL) Soil Aliquot Volume: (uL)

CONCENTRATION UNITS: (ug/L or ug/Kg) µG/L Purge Volume: 5.0 (mL)

	CAS NUMBER	COMPOUND NAME	RT	EST. CONC.	Q
01		Unknown-01	2.630	7.1	J
02		Unknown-02	2.787	16	J
03	109-66-0	Pentane	3.080	5.1	NJ
04		Unknown-03	4.117	5.4	J
05	6876-23-9	Cyclohexane, 1,2-dimethyl-,	9.048	9.5	NJ
06		Unknown-04	10.839	6.7	J
	E96679€[1]	Total Alkanes	N/A		

[1] EPA-designated Registry Number.

1A - FORM I VOA-1

VOLATILE ORGANICS ANALYSIS DATA SHEET

CLIENT SAMPLE NO.

690-SB-87-O

Lab Name: MITKEM LABORATORIES Contract:

Lab Code: MITKEM Case No.: J1325 Mod. Ref No.: SDG No.: SJ1325

Matrix: (SOIL/SED/WATER) WATER Lab Sample ID: J1325-14A

Sample wt/vol: 5.00 (g/mL) ML Lab File ID: V2L7141.D

Level: (TRACE/LOW/MED) LOW Date Received: 06/26/2010

% Moisture: not dec. Date Analyzed: 07/01/2010

GC Column: DB-624 ID: 0.25 (mm) Dilution Factor: 1.0

Soil Extract Volume: (uL) Soil Aliquot Volume: (uL)

Purge Volume: 5.0 (mL)

CAS NO.	COMPOUND	CONCENTRATION UNITS: (ug/L or ug/Kg) µG/L	Q
74-87-3	Chloromethane	5.0	U
~~75-01-4~~	~~Vinyl chloride~~	~~470~~	~~E~~
74-83-9	Bromomethane	5.0	U
75-00-3	Chloroethane	5.0	U
75-69-4	Trichlorofluoromethane	5.0	U
75-35-4	1,1-Dichloroethene	14	J
67-64-1	Acetone	13	J
75-15-0	Carbon disulfide	5.0	U
75-09-2	Methylene chloride	5.0	U
156-60-5	trans-1,2-Dichloroethene	29	J
1634-04-4	Methyl tert-butyl ether	5.0	U
75-34-3	1,1-Dichloroethane	5.0	U
108-05-4	Vinyl acetate	5.0	U
78-93-3	2-Butanone	5.0	U
~~156-59-2~~	~~cis-1,2-Dichloroethene~~	~~4100~~	~~E~~
67-66-3	Chloroform	5.0	U
71-55-6	1,1,1-Trichloroethane	5.0	U
56-23-5	Carbon tetrachloride	5.0	U
107-06-2	1,2-Dichloroethane	5.0	U
71-43-2	Benzene	1.4	J
79-01-6	Trichloroethene	78	J
78-87-5	1,2-Dichloropropane	5.0	U
75-27-4	Bromodichloromethane	5.0	U
10061-01-5	cis-1,3-Dichloropropene	5.0	U
108-10-1	4-Methyl-2-pentanone	5.0	U
108-88-3	Toluene	8.6	J
10061-02-6	trans-1,3-Dichloropropene	5.0	U
79-00-5	1,1,2-Trichloroethane	5.0	U
127-18-4	Tetrachloroethene	5.0	U
591-78-6	2-Hexanone	5.0	U
124-48-1	Dibromochloromethane	5.0	U
108-90-7	Chlorobenzene	5.0	U
100-41-4	Ethylbenzene	5.7	J
1330-20-7	m,p-Xylene	3.8	J
95-47-6	o-Xylene	3.5	J

EGL 8/8/10

1B - FORM I VOA-2

VOLATILE ORGANICS ANALYSIS DATA SHEET

CLIENT SAMPLE NO.

690-SB-87-O

Lab Name: MITKEM LABORATORIES Contract:

Lab Code: MITKEM Case No.: J1325 Mod. Ref No.: SDG No.: SJ1325

Matrix: (SOIL/SED/WATER) WATER Lab Sample ID: J1325-14A

Sample wt/vol: 5.00 (g/mL) ML Lab File ID: V2L7141.D

Level: (TRACE/LOW/MED) LOW Date Received: 06/26/2010

% Moisture: not dec. Date Analyzed: 07/01/2010

GC Column: DB-624 ID: 0.25 (mm) Dilution Factor: 1.0

Soil Extract Volume: (uL) Soil Aliquot Volume: (uL)

Purge Volume: 5.0 (mL)

CAS NO.	COMPOUND	CONCENTRATION UNITS: (ug/L or ug/Kg) µG/L	Q
1330-20-7	Xylene (Total)	7.3	J
100-42-5	Styrene	5.0	U
75-25-2	Bromoform	5.0	U
98-82-8	Isopropylbenzene	5.0	U
79-34-5	1,1,2,2-Tetrachloroethane	5.0	U
103-65-1	n-Propylbenzene	5.0	U
108-67-8	1,3,5-Trimethylbenzene	5.0	U
98-06-6	tert-Butylbenzene	5.0	U
95-63-6	1,2,4-Trimethylbenzene	5.0	U
135-98-8	sec-Butylbenzene	5.0	U
99-87-6	4-Isopropyltoluene	5.0	U
541-73-1	1,3-Dichlorobenzene	5.0	U
106-46-7	1,4-Dichlorobenzene	5.0	U
104-51-8	n-Butylbenzene	5.0	U
95-50-1	1,2-Dichlorobenzene	5.0	U
91-20-3	Naphthalene	5.0	U
110-75-8	2-Chloroethyl vinyl ether	5.0	UJ

EGL
8/4/10

1J - FORM I VOA-TIC

VOLATILE ORGANICS ANALYSIS DATA SHEET

TENTATIVELY IDENTIFIED COMPOUNDS

CLIENT SAMPLE NO.

690-SB-87-O

Lab Name: MITKEM LABORATORIES Contract:

Lab Code: MITKEM Case No.: J1325 Mod. Ref No.: SDG No.: SJ1325

Matrix: (SOIL/SED/WATER) WATER Lab Sample ID: J1325-14A

Sample wt/vol: 5.00 (g/mL) ML Lab File ID: V2L7141.D

Level: (TRACE or LOW/MED) LOW Date Received: 06/26/2010

% Moisture: not dec. Date Analyzed: 07/01/2010

GC Column: DB-624 ID: 0.25 (mm) Dilution Factor: 1.0

Soil Extract Volume: (uL) Soil Aliquot Volume: (uL)

CONCENTRATION UNITS: (ug/L or ug/Kg) µG/L Purge Volume: 5.0 (mL)

CAS NUMBER	COMPOUND NAME	RT	EST. CONC.	Q
E96679E[1]	Total Alkanes	N/A		

[1]EPA-designated Registry Number.

1A - FORM I VOA-1

VOLATILE ORGANICS ANALYSIS DATA SHEET

CLIENT SAMPLE NO.

690-SB-87-ODL

Lab Name: MITKEM LABORATORIES Contract:

Lab Code: MITKEM Case No.: J1325 Mod. Ref No.: SDG No.: SJ1325

Matrix: (SOIL/SED/WATER) WATER Lab Sample ID: J1325-14ADL

Sample wt/vol: 5.00 (g/mL) ML Lab File ID: V2L7192.D

Level: (TRACE/LOW/MED) LOW Date Received: 06/26/2010

% Moisture: not dec. Date Analyzed: 07/06/2010

GC Column: DB-624 ID: 0.25 (mm) Dilution Factor: 80.0

Soil Extract Volume: (uL) Soil Aliquot Volume: (uL)

Purge Volume: 5.0 (mL)

CAS NO.	COMPOUND	CONCENTRATION UNITS: (ug/L or ug/Kg) µG/L	Q
74-87-3	Chloromethane	400	U
75-01-4	Vinyl chloride	530	U
74-83-9	Bromomethane	400	U
75-00-3	Chloroethane	400	U
75-69-4	Trichlorofluoromethane	400	U
75-35-4	1,1-Dichloroethene	400	U
67-64-1	Acetone	400	U
75-15-0	Carbon disulfide	400	U
75-09-2	Methylene chloride	400	U
156-60-5	trans-1,2-Dichloroethene	400	U
1634-04-4	Methyl tert-butyl ether	400	U
75-34-3	1,1-Dichloroethane	400	U
108-05-4	Vinyl acetate	400	U
78-93-3	2-Butanone	400	U
156-59-2	cis-1,2-Dichloroethene	5300	D
67-66-3	Chloroform	400	U
71-55-6	1,1,1-Trichloroethane	400	U
56-23-5	Carbon tetrachloride	400	U
107-06-2	1,2-Dichloroethane	400	U
71-43-2	Benzene	400	U
79-01-6	Trichloroethene	120	DJ
78-87-5	1,2-Dichloropropane	400	U
75-27-4	Bromodichloromethane	400	U
10061-01-5	cis-1,3-Dichloropropene	400	U
108-10-1	4-Methyl-2-pentanone	400	U
108-88-3	Toluene	400	U
10061-02-6	trans-1,3-Dichloropropene	400	U
79-00-5	1,1,2-Trichloroethane	400	U
127-18-4	Tetrachloroethene	400	U
591-78-6	2-Hexanone	400	U
124-48-1	Dibromochloromethane	400	U
108-90-7	Chlorobenzene	400	U
100-41-4	Ethylbenzene	400	U
1330-20-7	m,p-Xylene	400	U
95-47-6	o-Xylene	400	U

1B - FORM I VOA-2

VOLATILE ORGANICS ANALYSIS DATA SHEET

CLIENT SAMPLE NO.

690-SB-87-ODL

Lab Name: MITKEM LABORATORIES Contract:

Lab Code: MITKEM Case No.: J1325 Mod. Ref No.: SDG No.: SJ1325

Matrix: (SOIL/SED/WATER) WATER Lab Sample ID: J1325-14ADL

Sample wt/vol: 5.00 (g/mL) ML Lab File ID: V2L7192.D

Level: (TRACE/LOW/MED) LOW Date Received: 06/26/2010

% Moisture: not dec. Date Analyzed: 07/06/2010

GC Column: DB-624 ID: 0.25 (mm) Dilution Factor: 80.0

Soil Extract Volume: (uL) Soil Aliquot Volume: (uL)

Purge Volume: 5.0 (mL)

CAS NO.	COMPOUND	CONCENTRATION UNITS: (ug/L or ug/Kg) µG/L	Q
1330-20-7	Xylene (Total)	400	U
100-42-5	Styrene	400	U
75-25-2	Bromoform	400	U
98-82-8	Isopropylbenzene	400	U
79-34-5	1,1,2,2-Tetrachloroethane	400	U
103-65-1	n-Propylbenzene	400	U
108-67-8	1,3,5-Trimethylbenzene	400	U
98-06-6	tert-Butylbenzene	400	U
95-63-6	1,2,4-Trimethylbenzene	400	U
135-98-8	sec-Butylbenzene	400	U
99-87-6	4-Isopropyltoluene	400	U
541-73-1	1,3-Dichlorobenzene	400	U
106-46-7	1,4-Dichlorobenzene	400	U
104-51-8	n-Butylbenzene	400	U
95-50-1	1,2-Dichlorobenzene	400	U
91-20-3	Naphthalene	400	U
110-75-8	2-Chloroethyl vinyl ether	400	U

EGL
8/8/10

1J - FORM I VOA-TIC

VOLATILE ORGANICS ANALYSIS DATA SHEET

TENTATIVELY IDENTIFIED COMPOUNDS

CLIENT SAMPLE NO.

690-SB-87-ODL

Lab Name: MITKEM LABORATORIES Contract:

Lab Code: MITKEM Case No.: J1325 Mod. Ref No.: SDG No.: SJ1325

Matrix: (SOIL/SED/WATER) WATER Lab Sample ID: J1325-14ADL

Sample wt/vol: 5.00 (g/mL) ML Lab File ID: V2L7192.D

Level: (TRACE or LOW/MED) LOW Date Received: 06/26/2010

% Moisture: not dec. Date Analyzed: 07/06/2010

GC Column: DB-624 ID: 0.25 (mm) Dilution Factor: 80.0

Soil Extract Volume: (uL) Soil Aliquot Volume: (uL)

CONCENTRATION UNITS: (ug/L or ug/Kg) µG/L Purge Volume: 5.0 (mL)

CAS NUMBER	COMPOUND NAME	RT	EST. CONC.	Q
E96679E[1]	Total Alkanes	N/A		

[1] EPA-designated Registry Number.

EGL
8/8/10

1A - FORM I VOA-1

VOLATILE ORGANICS ANALYSIS DATA SHEET

CLIENT SAMPLE NO.

690-SB-88-O

Lab Name: MITKEM LABORATORIES Contract:

Lab Code: MITKEM Case No.: J1325 Mod. Ref No.: SDG No.: SJ1325

Matrix: (SOIL/SED/WATER) WATER Lab Sample ID: J1325-15A

Sample wt/vol: 5.00 (g/mL) ML Lab File ID: V2L7142.D

Level: (TRACE/LOW/MED) LOW Date Received: 06/26/2010

% Moisture: not dec. Date Analyzed: 07/01/2010

GC Column: DB-624 ID: 0.25 (mm) Dilution Factor: 1.0

Soil Extract Volume: (uL) Soil Aliquot Volume: (uL)

Purge Volume: 5.0 (mL)

CAS NO.	COMPOUND	CONCENTRATION UNITS: (ug/L or ug/Kg) µG/L	Q
74-87-3	Chloromethane	5.0	U
75-01-4	Vinyl chloride	10	J
74-83-9	Bromomethane	5.0	U
75-00-3	Chloroethane	5.0	U
75-69-4	Trichlorofluoromethane	5.0	U
75-35-4	1,1-Dichloroethene	5.0	U
67-64-1	Acetone	6.5	J
75-15-0	Carbon disulfide	5.0	U
75-09-2	Methylene chloride	5.0	U
156-60-5	trans-1,2-Dichloroethene	1.9	J
1634-04-4	Methyl tert-butyl ether	5.0	U
75-34-3	1,1-Dichloroethane	5.0	U
108-05-4	Vinyl acetate	5.0	U
78-93-3	2-Butanone	5.0	U
156-59-2	cis-1,2-Dichloroethene	89	J
67-66-3	Chloroform	5.0	U
71-55-6	1,1,1-Trichloroethane	5.0	U
56-23-5	Carbon tetrachloride	5.0	U
107-06-2	1,2-Dichloroethane	5.0	U
71-43-2	Benzene	5.0	U
~~79-01-6~~	~~Trichloroethene~~	390	E
78-87-5	1,2-Dichloropropane	5.0	U
75-27-4	Bromodichloromethane	5.0	U
10061-01-5	cis-1,3-Dichloropropene	5.0	U
108-10-1	4-Methyl-2-pentanone	5.0	U
108-88-3	Toluene	1.5	J
10061-02-6	trans-1,3-Dichloropropene	5.0	U
79-00-5	1,1,2-Trichloroethane	5.0	U
127-18-4	Tetrachloroethene	5.0	U
591-78-6	2-Hexanone	5.0	U
124-48-1	Dibromochloromethane	5.0	U
108-90-7	Chlorobenzene	5.0	U
100-41-4	Ethylbenzene	5.0	U
1330-20-7	m,p-Xylene	5.0	U
95-47-6	o-Xylene	5.0	U

1B - FORM I VOA-2

VOLATILE ORGANICS ANALYSIS DATA SHEET

CLIENT SAMPLE NO.

690-SB-88-O

Lab Name: MITKEM LABORATORIES Contract:

Lab Code: MITKEM Case No.: J1325 Mod. Ref No.: SDG No.: SJ1325

Matrix: (SOIL/SED/WATER) WATER Lab Sample ID: J1325-15A

Sample wt/vol: 5.00 (g/mL) ML Lab File ID: V2L7142.D

Level: (TRACE/LOW/MED) LOW Date Received: 06/26/2010

% Moisture: not dec. Date Analyzed: 07/01/2010

GC Column: DB-624 ID: 0.25 (mm) Dilution Factor: 1.0

Soil Extract Volume: (uL) Soil Aliquot Volume: (uL)

Purge Volume: 5.0 (mL)

CAS NO.	COMPOUND	CONCENTRATION UNITS: (ug/L or ug/Kg) µG/L	Q
1330-20-7	Xylene (Total)	5.0	U
100-42-5	Styrene	5.0	U
75-25-2	Bromoform	5.0	U
98-82-8	Isopropylbenzene	5.0	U
79-34-5	1,1,2,2-Tetrachloroethane	5.0	U
103-65-1	n-Propylbenzene	5.0	U
108-67-8	1,3,5-Trimethylbenzene	5.0	U
98-06-6	tert-Butylbenzene	5.0	U
95-63-6	1,2,4-Trimethylbenzene	5.0	U
135-98-8	sec-Butylbenzene	5.0	U
99-87-6	4-Isopropyltoluene	5.0	U
541-73-1	1,3-Dichlorobenzene	5.0	U
106-46-7	1,4-Dichlorobenzene	5.0	U
104-51-8	n-Butylbenzene	5.0	U
95-50-1	1,2-Dichlorobenzene	5.0	U
91-20-3	Naphthalene	5.0	U
110-75-8	2-Chloroethyl vinyl ether	5.0	UJ

1J - FORM I VOA-TIC

VOLATILE ORGANICS ANALYSIS DATA SHEET

TENTATIVELY IDENTIFIED COMPOUNDS

CLIENT SAMPLE NO.

690-SB-88-O

Lab Name: MITKEM LABORATORIES Contract:

Lab Code: MITKEM Case No.: J1325 Mod. Ref No.: SDG No.: SJ1325

Matrix: (SOIL/SED/WATER) WATER Lab Sample ID: J1325-15A

Sample wt/vol: 5.00 (g/mL) ML Lab File ID: V2L7142.D

Level: (TRACE or LOW/MED) LOW Date Received: 06/26/2010

% Moisture: not dec. Date Analyzed: 07/01/2010

GC Column: DB-624 ID: 0.25 (mm) Dilution Factor: 1.0

Soil Extract Volume: (uL) Soil Aliquot Volume: (uL)

CONCENTRATION UNITS: (ug/L or ug/Kg) µG/L Purge Volume: 5.0 (mL)

CAS NUMBER	COMPOUND NAME	RT	EST. CONC.	Q
E96679€[1]	Total Alkanes	N/A		

[1] EPA-designated Registry Number.

1A - FORM I VOA-1

VOLATILE ORGANICS ANALYSIS DATA SHEET

CLIENT SAMPLE NO.

690-SB-88-ODL

Lab Name: MITKEM LABORATORIES Contract:

Lab Code: MITKEM Case No.: J1325 Mod. Ref No.: SDG No.: SJ1325

Matrix: (SOIL/SED/WATER) WATER Lab Sample ID: J1325-15ADL

Sample wt/vol: 5.00 (g/mL) ML Lab File ID: V2L7193.D

Level: (TRACE/LOW/MED) LOW Date Received: 06/26/2010

% Moisture: not dec. Date Analyzed: 07/06/2010

GC Column: DB-624 ID: 0.25 (mm) Dilution Factor: 5.0

Soil Extract Volume: (uL) Soil Aliquot Volume: (uL)

Purge Volume: 5.0 (mL)

CAS NO.	COMPOUND	CONCENTRATION UNITS: (ug/L or ug/Kg) µG/L	Q
74-87-3	Chloromethane	25	U
75-01-4	Vinyl chloride	9.2	DJ
74-83-9	Bromomethane	25	UJ
75-00-3	Chloroethane	25	U
75-69-4	Trichlorofluoromethane	25	U
75-35-4	1,1-Dichloroethene	25	U
67-64-1	Acetone	25	U
75-15-0	Carbon disulfide	25	U
75-09-2	Methylene chloride	25	U
156-60-5	trans-1,2-Dichloroethene	25	U
1634-04-4	Methyl tert-butyl ether	25	U
75-34-3	1,1-Dichloroethane	25	U
108-05-4	Vinyl acetate	25	U
78-93-3	2-Butanone	25	U
156-59-2	cis-1,2-Dichloroethene	100	D
67-66-3	Chloroform	25	U
71-55-6	1,1,1-Trichloroethane	25	U
56-23-5	Carbon tetrachloride	25	U
107-06-2	1,2-Dichloroethane	25	U
71-43-2	Benzene	25	U
79-01-6	Trichloroethene	390	D
78-87-5	1,2-Dichloropropane	25	U
75-27-4	Bromodichloromethane	25	U
10061-01-5	cis-1,3-Dichloropropene	25	U
108-10-1	4-Methyl-2-pentanone	25	U
108-88-3	Toluene	25	U
10061-02-6	trans-1,3-Dichloropropene	25	U
79-00-5	1,1,2-Trichloroethane	25	U
127-18-4	Tetrachloroethene	25	U
591-78-6	2-Hexanone	25	U
124-48-1	Dibromochloromethane	25	U
108-90-7	Chlorobenzene	25	U
100-41-4	Ethylbenzene	25	U
1330-20-7	m,p-Xylene	25	U
95-47-6	o-Xylene	25	U

EGL 8/8/10

1B - FORM I VOA-2

VOLATILE ORGANICS ANALYSIS DATA SHEET

CLIENT SAMPLE NO.

690-SB-88-ODL

Lab Name: MITKEM LABORATORIES Contract:

Lab Code: MITKEM Case No.: J1325 Mod. Ref No.: SDG No.: SJ1325

Matrix: (SOIL/SED/WATER) WATER Lab Sample ID: J1325-15ADL

Sample wt/vol: 5.00 (g/mL) ML Lab File ID: V2L7193.D

Level: (TRACE/LOW/MED) LOW Date Received: 06/26/2010

% Moisture: not dec. Date Analyzed: 07/06/2010

GC Column: DB-624 ID: 0.25 (mm) Dilution Factor: 5.0

Soil Extract Volume: (uL) Soil Aliquot Volume: (uL)

Purge Volume: 5.0 (mL)

CAS NO.	COMPOUND	CONCENTRATION UNITS: (ug/L or ug/Kg) µG/L	Q
1330-20-7	Xylene (Total)	25	U
100-42-5	Styrene	25	U
75-25-2	Bromoform	25	U
98-82-8	Isopropylbenzene	25	U
79-34-5	1,1,2,2-Tetrachloroethane	25	U
103-65-1	n-Propylbenzene	25	U
108-67-8	1,3,5-Trimethylbenzene	25	U
98-06-6	tert-Butylbenzene	25	U
95-63-6	1,2,4-Trimethylbenzene	25	U
135-98-8	sec-Butylbenzene	25	U
99-87-6	4-Isopropyltoluene	25	U
541-73-1	1,3-Dichlorobenzene	25	U
106-46-7	1,4-Dichlorobenzene	25	U
104-51-8	n-Butylbenzene	25	U
95-50-1	1,2-Dichlorobenzene	25	U
91-20-3	Naphthalene	25	U
110-75-8	2-Chloroethyl vinyl ether	25	U

EGL
8/8/10

1J - FORM I VOA-TIC

VOLATILE ORGANICS ANALYSIS DATA SHEET

TENTATIVELY IDENTIFIED COMPOUNDS

CLIENT SAMPLE NO.

690-SB-88-ODL

Lab Name: MITKEM LABORATORIES Contract:

Lab Code: MITKEM Case No.: J1325 Mod. Ref No.: SDG No.: SJ1325

Matrix: (SOIL/SED/WATER) WATER Lab Sample ID: J1325-15ADL

Sample wt/vol: 5.00 (g/mL) ML Lab File ID: V2L7193.D

Level: (TRACE or LOW/MED) LOW Date Received: 06/26/2010

% Moisture: not dec. Date Analyzed: 07/06/2010

GC Column: DB-624 ID: 0.25 (mm) Dilution Factor: 5.0

Soil Extract Volume: (uL) Soil Aliquot Volume: (uL)

CONCENTRATION UNITS: (ug/L or ug/Kg) µG/L Purge Volume: 5.0 (mL)

CAS NUMBER	COMPOUND NAME	RT	EST. CONC.	Q
E96679E[1]	Total Alkanes	N/A		

[1] EPA-designated Registry Number.

EGC
8/8/10

Data Usability Summary Report (DUSR)

Genesee Valley Real Estate
Labella Project #209280

Mitkem Laboratories, Warwick, RI
Sample Delivery Group #J1324
August 6, 2010

Prepared by:



Ethan Lee
LaBella Associates, P.C.
300 State St
Rochester, NY 14614

Analytical results for the project samples were reviewed to evaluate the data usability. Data was assessed in accordance with guidance from the following Federal and/or State guidance documents:

- USEPA National Functional Guidelines for Organic Data Review (EPA 540/R-99/008) and/or USEPA National Functional Guidelines for Low Concentration Organic Data Review (EPA 540-R-04-004).
- USEPA National Functional Guidelines for Inorganic Data Review (EPA 540/R-04-004).

And method protocol criteria were applicable as prescribed by "Test Methods for Evaluating Solid Waste", SW846, Update III, 1996.

This DUSR pertains to the following samples:

Sample ID	Lab ID	Matrix	Sample Date	Analysis Performed					
				VOC[1]	SVOC[2]	Pest.[3]	PCB[4]	Metals[5]/ Mercury[6]	Thorium[7]
690-SG-1-O	J1324-01	AQ	6/24/10	X	X	X	X	X	
690-SG-4-O	J1324-02	AQ	6/24/10	X	X	X	X	X	
690-SG-2 (4.0-7.9')-O	J1324-03	SO	6/24/10	X	X	X	X	X	
690-SB-64 (6.5-8.0')-O	J1324-04	SO	6/24/10	X	X	X	X	X	X
690-SB-61 (6.3-8.0')-O	J1324-05	SO	6/24/10		X			X	
690-SB-66 (4.0-5.2')-O	J1324-06	SO	6/24/10	X	X			X	
690-SB-26 (8.0-11.3')-O	J1324-07	SO	6/24/10	X	X			X	
690-SB-65 (4.0-5.5')-O	J1324-08	SO	6/24/10	X	X			X	
690-TRIP BLANK-O	J1324-09	AQ	6/24/10	X					
690-FIELD BLANK-O	J1324-10	AQ	6/24/10	X	X	X	X	X	
690-SB-65 (4.0-5.5')-D	J1324-11	SO	6/24/10	X	X			X	

(1) VOC analyses were performed using USEPA Method SW846 8260B.
(2) SVOC analyses were performed using USEPA Method SW846 8270C.
(3) Pesticide analyses were performed using USEPA Method SW846 8081B.
(4) PCB analyses were performed using USEPA Method SW846 8082A.
(5) TAL Metals analyses were performed using USEPA Method SW846 6010B.
(6) Soil Mercury analyses were performed using USEPA Method SW846 7471B. Aqueous Mercury analyses were performed using USEPA Method SW846 7470A.
(7) Thorium analyses were performed using USACE Method RMO-3008.

The following items/criteria applicable to the analysis of project samples and associated QA/QC procedures were reviewed:

- Sample Data Reporting Format
- Preservation and Holding Time Compliance
- GC/MS Instrument Performance Check
- Initial Calibration Verification (ICV)
- Continuing Calibration Verification (CCV)
- Blank Sample Analysis
- System Monitoring/Surrogate Compound Recoveries
- Laboratory Control Sample (LCS) Recoveries
- Matrix Spike/Matrix Spike Duplicate (MS/MSD) Recoveries
- Internal Standards
- Target Compound Identification
- Compound Quantitation
- Data Qualifiers
- Summary

Volatile Organic Compounds (VOCs)

Sample Data Reporting Format

The sample data are presented using USEPA Contract Laboratory Protocol (CLP) format. The data package has been reviewed for completeness and found to contain each required sample result and associated QA/QC report form. The reporting format is complete and compliant with the objectives of the project. No qualification of the data is recommended.

Preservation and Holding Time Compliance

Maximum allowable holding times for each parameter were measured from the time of sample collection to the time of sample preparation or analysis for each project sample. All project samples were found to be properly preserved or analyzed within the USEPA recommended maximum holding time without exception.

Gas Chromatography/Mass Spectrometry (GC/MS) Instrument Performance Check

GC/MS instrument performance checks for the instruments used in the analysis of project samples fell within method specific criteria without exception. No qualification of the data is recommended.

Initial Calibration Verification (ICV)

Initial calibration checks for the instruments used in the analysis of project samples fell within the method specific criteria, with the following exceptions:

Inst.	Date/ Time	Target Analyte(s)	%RSD	RRF	Affected Sample(s)	Corrective Action
V1	6/28/10 14:37	1,1-Dichloroethene	22.3	0.25	690-SG-2 (4.0-7.9')-O	Action #1
		Bromoform	21.5	0.30	690-SB-64 (6.5-8.0')-O	Action #1
		2-Chloroethyl Vinyl Ether	23.1	0.10	690-SB-66 (4.0-5.2')-O	Action #1
					690-SB-65 (4.0-5.5')-O	
					690-SB-26 (8.0-11.3')-O	
					690-SB-65 (4.0-5.5')-D	

Action #1: Positive results are qualified "J", estimated and nondetected analytes as "UJ", estimated detection limit.

Continuing Calibration Verification (CCV)

Continuing calibration checks for the instruments used in the analysis of project samples fell within the method specific criteria, with the following exceptions:

Inst.	Date/ Time	Target Analyte(s)	%D	RRF	Affected Sample(s)	Corrective Action
V1	7/6/10 08:53	Acetone	47.4	0.09	690-SG-2 (4.0-7.9')-O	Action #1
		2-Chloroethyl Vinyl Ether	-40.3	0.06	690-SB-64 (6.5-8.0')-O	Action #1
					690-SB-66 (4.0-5.2')-O	
					690-SB-65 (4.0-5.5')-O	
					690-SB-26 (8.0-11.3')-O	

V1	7/7/10	1,1-Dichloroethene	-28.4	0.18	690-SB-65 (4.0-5.5')-D	Action #1
	08:34	2-Chloroethyl Vinyl Ether	-41.5	0.06		Action #1
V2	7/1/10	Acetone	64.0	0.04	690-SG-4-ODL	Action #1
	08:02	2-Chloroethyl Vinyl Ether	-26.6	0.10	690-SG-1-ODL	Action #1

Action #1: Positive results are qualified "J", estimated and nondetected analytes as "UJ", estimated detection limit.

Blank Sample Analysis

In accordance with cited USEPA guidelines, positive sample results should be reported unless the concentration of the compound in the project sample is less than or equal to 10 times (10X) the amount in any blank for the common laboratory contaminants (methylene chloride, acetone, 2-butanone, cyclohexane), or 5 times (5X) the amount for other target compounds.

Target compounds were not identified in associated blank samples at a concentration above the MDL for organic parameter analyses. No qualification of the data is recommended.

System Monitoring/Surrogate Compound Recoveries

System monitoring/surrogate compound recoveries were within the laboratory specific criteria for the analysis of the project samples, with the following exceptions:

Aqueous

Surrogate		**Criteria (%)**
Dibromofluoromethane	S01	85-115
1,2-Dichloroethane-d4	S02	70-120
Toluene-d8	S03	85-120
Bromofluorobenzene	S04	75-120

Soil

Surrogate		**Criteria (%)**
Dibromofluoromethane	S01	65-132
1,2-Dichloroethane-d4	S02	65-128

Toluene-d8	S03	85-115
Bromofluorobenzene	S04	77-111

Project Sample ID	S01	S02	S03	S04	Positive Results	Non Detect (ND)
	%R	%R	%R	%R		
690-SG-1-ODL	**116**	108	101	95	J	No Qual
690-SB-26 (8.0-11.3')-O	129	**131**	**273**	**236**	J	No Qual

If the surrogate percent recovery is greater than the upper acceptance limit, associated target analyte positive results are qualified "J", estimated and nondetected analytes should not be qualified. All VOC target analytes in the identified project samples should be qualified as noted above.

Laboratory Control Sample (LCS) and Matrix Spike/Matrix Spike Duplicate (MS/MSD) Recoveries

LCS recoveries were within the method specific criteria, with the following exceptions:

LCS ID	Compound	QC Criteria	LCS %R	Affected Samples	Action
LCS-52730	Acetone	40-140	161	690-SG-4-ODL 690-SG-1-ODL	Action #1
LCS-52795	2-Chloroethyl vinyl ether	70-130	61	690-SG-2 (4.0-7.9')-O	Action #2
LCSD-52795	2-Chloroethyl vinyl ether	70-130	61	690-SB-64 (6.5-8.0')-O 690-SB-66 (4.0-5.2')-O 690-SB-65 (4.0-5.5')-O 690-SB-26 (8.0-11.3')-O	Action #2

LCS-52826	2-Chloroethyl vinyl ether	70-130	54	690-SB-65 (4.0-5.5')-D	Action #2
LCSD-52826	2-Chloroethyl vinyl ether	70-130	47		Action #2

Action #1: Positive results are qualified "J", estimated and nondetected analytes should not be qualified.
Action #2: Positive results are qualified "J", estimated and nondetected analytes are qualified "UJ", estimated detection limit.

MS/MSD recovery data alone cannot be used to evaluate precision or accuracy of individual samples. Although the associated MS and MSD samples had VOC compounds with percent recoveries outside of the method specific criteria, the LCS recoveries were within the criteria, with the following exception. The MS and MSD performed on sample 690-SB-65 (4.0-5.5')-O had a %R for 2-Chloroethyl vinyl ether below the method specified criteria. Positive results are qualified "J", estimated and nondetected analytes are qualified "UJ", estimated detection limit in the soil samples.

Internal Standards (IS)

The calculated response of each IS compound fell within the QA/QC criteria. No qualification of the data is recommended.

Compound Quantitation

Compound quantitation is performed to ensure that reported quantitation results are accurate. No qualification of the data is recommended.

Data Qualifiers

Data qualifiers were assigned by the laboratory to the reported results to identify target analytes detected below the reporting limit (RL) but above the method detection limit (MDL). Based on a spot check of the data qualifiers used, these flags appeared to be applied to the reported results in accordance with USEPA guidance. The "J" qualifier, which indicates an estimated value because the result was between the RL and MDL, was carried forward.

Compounds detected at levels above the calibration range of the instrument were qualified "E" by the laboratory. The samples were then re-analyzed at a dilution to bring the concentration within the calibration range of the instrument. Both results were reported by the laboratory and the data validator used professional judgment to select the best result for reporting purposes.

Semivolatile Organic Compounds (SVOCs)

Sample Data Reporting Format

The sample data are presented using USEPA Contract Laboratory Protocol (CLP) format. The data package has been reviewed for completeness and found to contain each required sample result and associated QA/QC report form. The reporting format is complete and compliant with the objectives of the project. No qualification of the data is recommended.

Preservation and Holding Time Compliance

Maximum allowable holding times for each parameter were measured from the time of sample collection to the time of sample preparation or analysis for each project sample. All project samples were found to be properly preserved or analyzed within the USEPA recommended maximum holding time without exception.

Gas Chromatography/Mass Spectrometry (GC/MS) Instrument Performance Check

GC/MS instrument performance checks for the instruments used in the analysis of project samples fell within method specific criteria without exception. No qualification of the data is recommended.

Initial Calibration Verification (ICV)

Initial calibration checks for the instruments used in the analysis of project samples fell within the method specific criteria without exception. No qualification of the data is recommended.

Continuing Calibration Verification (CCV)

Continuing calibration checks for the instruments used in the analysis of project samples fell within the method specific criteria, with the following exceptions:

Inst.	Date/ Time	Target Analyte(s)	%D	RRF	Affected Sample(s)	Corrective Action
S3	7/3/10 12:07	2,4-Dinitrophenol	-47.0	0.11	690-SG-1-O 690-SG-4-O 690-FIELDBLANK-O 690-SB-65 (4.0-5.5')-D	Action #1

Action #1: Positive results are qualified "J", estimated and nondetected analytes as "UJ", estimated detection limit.

Blank Sample Analysis

In accordance with cited USEPA guidelines, positive sample results should be reported unless the concentration of the compound in the project sample is less than or equal to 5 times (5X) the amount in any blank.

Target compounds were not identified in associated blank samples at a concentration above the MDL for organic parameter analyses.

System Monitoring/Surrogate Compound Recoveries

System monitoring/surrogate compound recoveries were within the laboratory specific criteria for the analysis of the project samples, with the following exceptions:

Surrogate		**Criteria (%)**
Nitrobenzene-d5	S01	40-110
2-Fluorobiphenyl	S02	50-110
Terphenyl-d14	S03	50-135
Phenol-d5	S04	10-115
2-Fluorophenol	S05	20-110
2,4,6-Tribromophenol	S06	40-125

Project Sample ID	**S01**	**S02**	**S03**	**S04**	**S05**	**S06**	**Positive Results**	**Non Detect (ND)**
	%R	**%R**	**%R**	**%R**	**%R**	**%R**		
690-SG-4-O	87	85	**31**	83	93	89	J	UJ

If the surrogate percent recovery is less than the lower acceptance limit, associated target analyte positive results are qualified "J", estimated and nondetected analytes are qualified "UJ", estimated detection limit. All SVOC target analytes in the identified project samples should be qualified as noted above.

Laboratory Control Sample (LCS) and Matrix Spike/Matrix Spike Duplicate (MS/MSD) Recoveries

LCS recoveries were within the method specific criteria, with the following exceptions:

LCS ID	Compound	QC Criteria	LCS %R	Affected Samples	Action
LCS-52645	Nitrobenzene	45-110	135	690-SG-1-O	Action #1
	3,3'-Dichlorobenzidine	20-110	11	690-SG-4-O	Action #2
LCSD-52645	Nitrobenzene	45-110	122	690-FIELDBLANK-O	Action #1
	3,3'-Dichlorobenzidine	20-110	9		Action #2
LCSD-52727	2,4-Dimethylphenol	30-105	107	690-SB-65 (4.0-5.5')-D	Action #1
				690-SB-65 (4.0-5.5')-DDL	

Action #1: Positive results are qualified "J", estimated and nondetected analytes should not be qualified.
Action #2: Positive results are qualified "J", estimated and nondetected analytes are qualified "UJ", estimated detection limit.

MS/MSD recoveries were within the method specific criteria without exception. No qualification of the data is recommended.

Internal Standards (IS)

The calculated response of each IS compound fell within the QA/QC criteria. No qualification of the data is recommended.

Compound Quantitation

Compound quantitation is performed to ensure that reported quantitation results are accurate. No qualification of the data is recommended.

Data Qualifiers

Data qualifiers were assigned by the laboratory to the reported results to identify target analytes detected below the reporting limit (RL) but above the method detection limit (MDL), and/or when target analytes were detected in the associated method/preparation blank sample. Based on a spot check of the data qualifiers used, these flags appeared to be applied to the reported results in accordance with USEPA guidance. The "J" qualifier, which indicates an estimated value because the result was between the RL and MDL, was carried forward.

Compounds detected at levels above the calibration range of the instrument were qualified "E" by the laboratory. The samples were then re-analyzed at a dilution to bring the concentration within the calibration range of the instrument. Both results were reported by the laboratory and the data validator used professional judgment to select the best result for reporting purposes.

Pesticides

Preservation and Holding Time Compliance

Maximum allowable holding times for each parameter were measured from the time of sample collection to the time of sample preparation or analysis for each project sample. All project samples were found to be properly preserved or analyzed within the USEPA recommended maximum holding time without exception. No qualification of the data is recommended.

Gas Chromatography/Electron Capture Detector (GC/ECD) Instrument Performance Check

GC/ECD instrument performance checks for the instruments used in the analysis of project samples fell within method specific criteria without exception. No qualification of the data is recommended.

Initial Calibration Verification (ICV)

Initial calibration checks for the instruments used in the analysis of project samples fell within the method specific criteria without exception. No qualification of the data is recommended.

Continuing Calibration Verification (CCV)

The mid-point calibration INDC3GE run on 7/6/2010 at 13:58 had %Ds outside the method specified limits for endrin, 4,4'-DDT, and methoxychlor in Column 1, affecting all soil samples. The %Ds for Column 2 were in compliance. The affected analytes in these samples were nondetected results. No qualification of the data is recommended.

Blank Sample Analysis

In accordance with cited USEPA guidelines, positive sample results should be reported unless the concentration of the compound in the project sample is less than or equal the amount in any blank. Target compounds were not identified in associated blank samples at a concentration above the MDL without exception. No qualification of the data is recommended.

System Monitoring/Surrogate Compound Recoveries

System monitoring/surrogate compound recoveries were within the laboratory specific criteria for the analysis of the project samples, with the following exceptions:

Surrogate		**Criteria (%)**
Tetrachloro-m-xylene	S01	25-140
Decachlorobiphenyl	S02	30-135

Project Sample ID	**S01 Col. 1**	**S01 Col. 2**	**S02 Col. 1**	**S02 Col. 2**	**Positive Results**	**Non Detect (ND)**
	%R	**%R**	**%R**	**%R**		
690-SG-1-O	85	86	**22**	**22**	J	UJ
690-SG-4-O	56	57	**13**	**14**	J	UJ

If the surrogate percent recovery is less than the lower acceptance limit, associated target analyte positive results are qualified "J", estimated and nondetected analytes are qualified "UJ", estimated detection limit. All pesticide target analytes in the identified project samples should be qualified as noted above.

Laboratory Control Sample (LCS) Recoveries

LCS recoveries were within the method specific criteria without exception. No qualification of the data is recommended.

Target Compound Identification

Target compounds that were detected in the project samples were detected in both GC columns at comparable concentrations, ensuring that no interfering analytes are present, without exception. No qualification of the data is recommended.

Compound Quantitation

Compound quantitation is performed to ensure that reported quantitation results are accurate. No qualification of the data is recommended.

PCBs

Preservation and Holding Time Compliance

Maximum allowable holding times for each parameter were measured from the time of sample collection to the time of sample preparation or analysis for each project sample. All project samples were found to be properly preserved or analyzed within the USEPA recommended maximum holding time without exception. No qualification of the data is recommended.

Initial Calibration Verification (ICV)

Initial calibration checks for the instruments used in the analysis of project samples fell within the method specific criteria without exception. No qualification of the data is recommended.

Continuing Calibration Verification (CCV)

Continuing calibration checks for the instruments used in the analysis of project samples fell within the method specific criteria without exception. No qualification of the data is recommended.

Blank Sample Analysis

In accordance with cited USEPA guidelines, positive sample results should be reported unless the concentration of the compound in the project sample is less than or equal the amount in any blank. Target compounds were not identified in associated blank samples at a concentration above the MDL without exception. No qualification of the data is recommended.

System Monitoring/Surrogate Compound Recoveries

System monitoring/surrogate compound recoveries were within the laboratory specific criteria for the analysis of the project samples, with the following exceptions:

Surrogate		**Criteria (%)**
Tetrachloro-m-xylene	S01	21-140
Decachlorobiphenyl	S02	40-135

Project Sample ID	S01 Col. 1	S01 Col. 2	S02 Col. 1	S02 Col. 2	Positive Results	Non Detect (ND)
	%R	%R	%R	%R		
690-SG-1-O	109	106	**32**	**33**	J	UJ
690-SG-4-O	73	74	**20**	**21**	J	UJ

If the surrogate percent recovery is greater than the upper acceptance limit, associated target analyte positive results are qualified "J", estimated and nondetected analytes are qualified "UJ" estimated detection limit. All PCB target analytes in the identified project samples should be qualified as noted above.

Laboratory Control Sample (LCS) Recoveries

LCS recoveries were within the method specific criteria without exception. No qualification of the data is recommended.

Target Compound Identification

Target compounds that were detected in the project samples were detected in both GC columns at comparable concentrations, ensuring no interfering analytes are present. No qualification of the data is recommended.

Compound Quantitation

Compound quantitation is performed to ensure that reported quantitation results are accurate. Compounds were quantitated correctly without exception.

Metals

Preservation and Holding Time Compliance

Maximum allowable holding times for each parameter were measured from the time of sample collection to the time of sample preparation or analysis for each project sample. All project samples were found to be properly preserved or analyzed within the USEPA recommended maximum holding time without exception. No qualification of the data is recommended.

Initial Calibration Verification (ICV)

Initial calibration checks for the instruments used in the analysis of project samples fell within the method specific criteria without exception. No qualification of the data is recommended.

Continuing Calibration Verification (CCV)

Continuing calibration checks for the instruments used in the analysis of project samples fell within the method specific criteria without exception. No qualification of the data is recommended.

Blank Sample Analysis

In accordance with cited USEPA guidelines, positive sample results should be reported unless the concentration of the compound in the project sample is less than or equal to 5 times (5X) the amount in the associated blank sample.

Target compounds were not identified in associated blank samples at a concentration above the MDL for metals analyses, with the following exceptions:

Blank	**Target Analyte(s)**	**Conc.**	**Affected Sample(s)**	**Flag sample results with a "U" if ≤ this value**
690-FIELD BLANK-O	Aluminum	29.1 ug/L	All Samples	146 ug/L
	Calcium	206 ug/L		1030 ug/L
	Sodium	1160 ug/L		5800 ug/L
	Zinc	15.7 ug/L		78.5 ug/L
MB-52676	Antimony	6.36 ug/L	690-FIELD BLANK-O	31.8 ug/L
	Calcium	92.5 ug/L	690-SG-1-O	463 ug/L
	Lead	2.52 ug/L	690-SG-4-O	12.6 ug/L

MB-52779	Potassium	4.01 mg/kg	690-SB-65 (4.0-5.5')-D	20.1 mg/kg
	Sodium	5.17 mg/kg		25.9 mg/kg
	Antimony	0.61 mg/kg		3.05 mg/kg
	Arsenic	0.19 mg/kg		0.95 mg/kg
MB-52674	Aluminum	5.77 mg/kg	690-SB-26 (8.0-11.3')-O	28.5 mg/kg
	Calcium	8.16 mg/kg	690-SB-61 (6.3-8.0')-O	40.8 mg/kg
	Iron	31.1 mg/kg	690-SB-64 (6.5-8.0')-O	156 mg/kg
			690-SB-65 (4.0-5.5')-O	
			690-SB-66 (4.0-5.2')-O	
			690-SG-2 (4.0-7.9')-O	

Note: Preparation Blank associated samples include all samples analyzed within the sample analytical batch.

Interference Check Sample Analysis

The interference check sample solution percent recoveries (%Rs) fell within the method required control limits without exception. No qualification of the data is recommended.

Laboratory Control Sample Analysis

The laboratory control sample (LCS) %Rs fell within the method required control limits without exception. No qualification of the data is recommended.

MS/MSD Analysis

The MS %Rs fell within the method required control limits (75-125%), with the following exceptions:

MS ID	**Compound**	**MS %R**	**Affected Samples**	**Action**
690-SB-65 (4.0-5.5')-D	Antimony	38	690-SB-65 (4.0-5.5')-D	Action #1

690-SB-65 (4.0-5.5')-O	Antimony	26	690-SB-26 (8.0-11.3')-O	Action #1
	Zinc	71	690-SB-61 (6.3-8.0')-O	Action #1
			690-SB-64 (6.5-8.0')-O	
			690-SB-65 (4.0-5.5')-O	
			690-SB-66 (4.0-5.2')-O	
			690-SG-2 (4.0-7.9')-O	

Action #1: Positive results are qualified "J", estimated and nondetected analytes are qualified "UJ", estimated detection limit.

Laboratory Duplicate Analysis

The laboratory duplicate percent differences (%Ds) fell within the method required control limits, with the following exceptions:

Lab Dup ID	**Compound**	**%RPD**	**Affected Samples**	**Action**
690-SB-65 (4.0-5.5')-O	Aluminum	24.9	690-SB-26 (8.0-11.3')-O	Action #1
	Arsenic	39.4	690-SB-61 (6.3-8.0')-O	Action #1
	Chromium	28.0	690-SB-64 (6.5-8.0')-O	Action #1
	Lead	25.6	690-SB-65 (4.0-5.5')-O	Action #1
			690-SB-66 (4.0-5.2')-O	
			690-SG-2 (4.0-7.9')-O	
690-SB-65 (4.0-5.5')-D	Zinc	27.5	690-SB-65 (4.0-5.5')-D	Action #1

Action #1: Positive results are qualified "J", estimated and nondetected analytes are qualified "UJ", estimated detection limit.

ICP Serial Dilution Analysis

The ICP Serial Dilution %Ds fell within the method required control limits with the following exceptions:

Lab Dup ID	Compound	%D	Affected Samples	Action
690-SB-65 (4.0-5.5')-D	Aluminum	41	690-SB-65 (4.0-5.5')-D	Action #1
	Barium	49		Action #1
	Beryllium	53		Action #1
	Chromium	38		Action #1
	Cobalt	34		Action #1
	Iron	22		Action #1
	Lead	24		Action #1
	Magnesium	15		Action #1
	Manganese	16		Action #1
	Nickel	22		Action #1
	Vanadium	36		Action #1
	Zinc	21		Action #1
690-SB-65 (4.0-5.5')-O	Aluminum	13	690-SB-26 (8.0-11.3')-O	Action #1
	Arsenic	10	690-SB-61 (6.3-8.0')-O	Action #1
	Barium	28	690-SB-64 (6.5-8.0')-O	Action #1
	Beryllium	29	690-SB-65 (4.0-5.5')-O	Action #1
	Chromium	29	690-SB-66 (4.0-5.2')-O	Action #1
	Cobalt	35	690-SG-2 (4.0-7.9')-O	Action #1
	Copper	29		Action #1
	Lead	29		Action #1
	Manganese	24		Action #1

	Nickel	32		Action #1
	Vanadium	30		Action #1
	Zinc	29		Action #1

Action #1: Positive results are qualified "J", estimated and nondetected analytes are qualified "UJ", estimated detection limit.

Data Qualifiers

"B" data qualifiers were assigned by the laboratory to the reported results to identify target analytes detected below the reporting limit (RL) but above the method detection limit (MDL). Based on a spot check of the data qualifiers used, these flags appeared to be applied to the reported results in accordance with USEPA guidance. The "B" qualifier was changed to a "J" by the data reviewer, indicating that the result is estimated.

Compound Quantitation

Compound quantitation is performed to ensure that reported quantitation results are accurate. Compounds were quantitated correctly without exception.

Thorium

Preservation and Holding Time Compliance

Maximum allowable holding times for each parameter were measured from the time of sample collection to the time of sample preparation or analysis for each project sample. All project samples were found to be properly preserved or analyzed within the USEPA recommended maximum holding time without exception. No qualification of the data is recommended.

Blank Sample Analysis

In accordance with cited USEPA guidelines, positive sample results should be reported unless the concentration of the compound in the project sample is less than or equal to 5 times (5X) the amount in the associated blank sample.

Target compounds were not identified in associated blank samples at a concentration above the MDL for metals analyses, with the following exceptions:

Blank	Target Analyte(s)	Conc.	Affected Sample(s)	Flag sample results with a "U" if ≤ this value
BLK1	Thorium-232	6.7E-02	All Samples	3.4E-01
	Thorium-230	1.4E-01		7.0E-01

Note: Preparation Blank associated samples include all samples analyzed within the sample analytical batch.

Laboratory Control Sample Analysis

The laboratory control sample (LCS) %Rs fell within the method required control limits without exception. No qualification of the data is recommended.

MS/MSD Analysis

The MS %Rs fell within the method required control limits without exception. No qualification of the data is recommended.

Laboratory Duplicate Analysis

The laboratory duplicate percent differences (%Ds) fell within the method required control limits without exception. No qualification of the data is recommended.

Compound Quantitation

Compound quantitation is performed to ensure that reported quantitation results are accurate. Compounds were quantitated correctly without exception.

Summary

The results presented in each report were found to be compliant with the data quality objectives for the project and usable. Based on our review, the usability of the data is 100%, with the few exceptions noted above.

1A - FORM I VOA-1

VOLATILE ORGANICS ANALYSIS DATA SHEET

CLIENT SAMPLE NO.

690-SG-1-O

Lab Name: MITKEM LABORATORIES

Contract:

Lab Code: MITKEM Case No.: J1324

Mod. Ref No.: SDG No.: SJ1324

Matrix: (SOIL/SED/WATER) WATER

Lab Sample ID: J1324-01A

Sample wt/vol: 5.00 (g/mL) ML

Lab File ID: V2L7109.D

Level: (TRACE/LOW/MED) LOW

Date Received: 06/26/2010

% Moisture: not dec.

Date Analyzed: 06/30/2010

GC Column: DB-624 ID: 0.25 (mm)

Dilution Factor: 1.0

Soil Extract Volume: (uL)

Soil Aliquot Volume: (uL)

Purge Volume: 5.0 (mL)

CAS NO.	COMPOUND	CONCENTRATION UNITS: (ug/L or ug/Kg) µG/L	Q
74-87-3	Chloromethane	5.0	U
75-01-4	Vinyl chloride	5.0	U
74-83-9	Bromomethane	5.0	U
75-00-3	Chloroethane	5.0	U
75-69-4	Trichlorofluoromethane	5.0	U
75-35-4	1,1-Dichloroethene	1.2	J
67-64-1	Acetone	5.0	U
75-15-0	Carbon disulfide	5.0	U
75-09-2	Methylene chloride	5.0	U
156-60-5	trans-1,2-Dichloroethene	8.7	
1634-04-4	Methyl tert-butyl ether	5.0	U
75-34-3	1,1-Dichloroethane	5.0	U
108-05-4	Vinyl acetate	5.0	U
78-93-3	2-Butanone	5.0	U
156-59-2	cis-1,2-Dichloroethene	190	
67-66-3	Chloroform	5.0	U
71-55-6	1,1,1-Trichloroethane	5.0	U
56-23-5	Carbon tetrachloride	5.0	U
107-06-2	1,2-Dichloroethane	5.0	U
71-43-2	Benzene	5.0	U
~~79-01-6~~	~~Trichloroethene~~	~~3000~~	~~E~~
78-87-5	1,2-Dichloropropane	5.0	U
75-27-4	Bromodichloromethane	5.0	U
10061-01-5	cis-1,3-Dichloropropene	5.0	U
108-10-1	4-Methyl-2-pentanone	5.0	U
108-88-3	Toluene	1.6	J
10061-02-6	trans-1,3-Dichloropropene	5.0	U
79-00-5	1,1,2-Trichloroethane	5.0	U
127-18-4	Tetrachloroethene	5.0	U
591-78-6	2-Hexanone	5.0	U
124-48-1	Dibromochloromethane	5.0	U
108-90-7	Chlorobenzene	5.0	U
100-41-4	Ethylbenzene	5.0	U
1330-20-7	m,p-Xylene	1.3	J
95-47-6	o-Xylene	5.0	U

SW846

EGL 8/6/10

1B - FORM I VOA-2

VOLATILE ORGANICS ANALYSIS DATA SHEET

CLIENT SAMPLE NO.

690-SG-1-O

Lab Name: MITKEM LABORATORIES Contract:

Lab Code: MITKEM Case No.: J1324 Mod. Ref No.: SDG No.: SJ1324

Matrix: (SOIL/SED/WATER) WATER Lab Sample ID: J1324-01A

Sample wt/vol: 5.00 (g/mL) ML Lab File ID: V2L7109.D

Level: (TRACE/LOW/MED) LOW Date Received: 06/26/2010

% Moisture: not dec. Date Analyzed: 06/30/2010

GC Column: DB-624 ID: 0.25 (mm) Dilution Factor: 1.0

Soil Extract Volume: (uL) Soil Aliquot Volume: (uL)

Purge Volume: 5.0 (mL)

CAS NO.	COMPOUND	CONCENTRATION UNITS: (ug/L or ug/Kg) µG/L	Q
1330-20-7	Xylene (Total)	1.3	J
100-42-5	Styrene	5.0	U
75-25-2	Bromoform	5.0	U
98-82-8	Isopropylbenzene	5.0	U
79-34-5	1,1,2,2-Tetrachloroethane	5.0	U
103-65-1	n-Propylbenzene	5.0	U
108-67-8	1,3,5-Trimethylbenzene	5.0	U
98-06-6	tert-Butylbenzene	5.0	U
95-63-6	1,2,4-Trimethylbenzene	5.0	U
135-98-8	sec-Butylbenzene	5.0	U
99-87-6	4-Isopropyltoluene	5.0	U
541-73-1	1,3-Dichlorobenzene	5.0	U
106-46-7	1,4-Dichlorobenzene	5.0	U
104-51-8	n-Butylbenzene	5.0	U
95-50-1	1,2-Dichlorobenzene	5.0	U
91-20-3	Naphthalene	5.0	U
110-75-8	2-Chloroethyl vinyl ether	5.0	U

EGC
8/6/10

1J - FORM I VOA-TIC

VOLATILE ORGANICS ANALYSIS DATA SHEET

TENTATIVELY IDENTIFIED COMPOUNDS

CLIENT SAMPLE NO.

690-SG-1-O

Lab Name: MITKEM LABORATORIES Contract:

Lab Code: MITKEM Case No.: J1324 Mod. Ref No.: SDG No.: SJ1324

Matrix: (SOIL/SED/WATER) WATER Lab Sample ID: J1324-01A

Sample wt/vol: 5.00 (g/mL) ML Lab File ID: V2L7109.D

Level: (TRACE or LOW/MED) LOW Date Received: 06/26/2010

% Moisture: not dec. Date Analyzed: 06/30/2010

GC Column: DB-624 ID: 0.25 (mm) Dilution Factor: 1.0

Soil Extract Volume: (uL) Soil Aliquot Volume: (uL)

CONCENTRATION UNITS: (ug/L or ug/Kg) µG/L Purge Volume: 5.0 (mL)

CAS NUMBER	COMPOUND NAME	RT	EST. CONC.	Q
E96679€[1]	Total Alkanes	N/A		

[1] EPA-designated Registry Number.

1A - FORM I VOA-1

VOLATILE ORGANICS ANALYSIS DATA SHEET

CLIENT SAMPLE NO.

690-SG-1-ODL

Lab Name: MITKEM LABORATORIES Contract:

Lab Code: MITKEM Case No.: J1324 Mod. Ref No.: SDG No.: SJ1324

Matrix: (SOIL/SED/WATER) WATER Lab Sample ID: J1324-01ADL

Sample wt/vol: 5.00 (g/mL) ML Lab File ID: V2L7143.D

Level: (TRACE/LOW/MED) LOW Date Received: 06/26/2010

% Moisture: not dec. Date Analyzed: 07/01/2010

GC Column: DB-624 ID: 0.25 (mm) Dilution Factor: 25.0

Soil Extract Volume: (uL) Soil Aliquot Volume: (uL)

Purge Volume: 5.0 (mL)

CAS NO.	COMPOUND	CONCENTRATION UNITS: (ug/L or ug/Kg) µG/L	Q
74-87-3	Chloromethane	130	U
75-01-4	Vinyl chloride	130	U
74-83-9	Bromomethane	130	U
75-00-3	Chloroethane	130	U
75-69-4	Trichlorofluoromethane	130	U
75-35-4	1,1-Dichloroethene	130	U
67-64-1	Acetone	130	U
75-15-0	Carbon disulfide	130	U
75-09-2	Methylene chloride	130	U
156-60-5	trans-1,2-Dichloroethene	130	U
1634-04-4	Methyl tert-butyl ether	130	U
75-34-3	1,1-Dichloroethane	130	U
108-05-4	Vinyl acetate	130	U
78-93-3	2-Butanone	130	U
156-59-2	cis-1,2-Dichloroethene	170	~~U~~ J
67-66-3	Chloroform	130	U
71-55-6	1,1,1-Trichloroethane	130	U
56-23-5	Carbon tetrachloride	130	U
107-06-2	1,2-Dichloroethane	130	U
71-43-2	Benzene	130	U
79-01-6	Trichloroethene	1600	~~U~~ J
78-87-5	1,2-Dichloropropane	130	U
75-27-4	Bromodichloromethane	130	U
10061-01-5	cis-1,3-Dichloropropene	130	U
108-10-1	4-Methyl-2-pentanone	130	U
108-88-3	Toluene	130	U
10061-02-6	trans-1,3-Dichloropropene	130	U
79-00-5	1,1,2-Trichloroethane	130	U
127-18-4	Tetrachloroethene	130	U
591-78-6	2-Hexanone	130	U
124-48-1	Dibromochloromethane	130	U
108-90-7	Chlorobenzene	130	U
100-41-4	Ethylbenzene	130	U
1330-20-7	m,p-Xylene	130	U
95-47-6	o-Xylene	130	U

EGC 8/6/10

1B - FORM I VOA-2

VOLATILE ORGANICS ANALYSIS DATA SHEET

CLIENT SAMPLE NO.

690-SG-1-ODL

Lab Name: MITKEM LABORATORIES Contract:

Lab Code: MITKEM Case No.: J1324 Mod. Ref No.: SDG No.: SJ1324

Matrix: (SOIL/SED/WATER) WATER Lab Sample ID: J1324-01ADL

Sample wt/vol: 5.00 (g/mL) ML Lab File ID: V2L7143.D

Level: (TRACE/LOW/MED) LOW Date Received: 06/26/2010

% Moisture: not dec. Date Analyzed: 07/01/2010

GC Column: DB-624 ID: 0.25 (mm) Dilution Factor: 25.0

Soil Extract Volume: (uL) Soil Aliquot Volume: (uL)

Purge Volume: 5.0 (mL)

CAS NO.	COMPOUND	CONCENTRATION UNITS: (ug/L or ug/Kg) µG/L	Q
1330-20-7	Xylene (Total)	130	U
100-42-5	Styrene	130	U
75-25-2	Bromoform	130	U
98-82-8	Isopropylbenzene	130	U
79-34-5	1,1,2,2-Tetrachloroethane	130	U
103-65-1	n-Propylbenzene	130	U
108-67-8	1,3,5-Trimethylbenzene	130	U
98-06-6	tert-Butylbenzene	130	U
95-63-6	1,2,4-Trimethylbenzene	130	U
135-98-8	sec-Butylbenzene	130	U
99-87-6	4-Isopropyltoluene	130	U
541-73-1	1,3-Dichlorobenzene	130	U
106-46-7	1,4-Dichlorobenzene	130	U
104-51-8	n-Butylbenzene	130	U
95-50-1	1,2-Dichlorobenzene	130	U
91-20-3	Naphthalene	130	U
110-75-8	2-Chloroethyl vinyl ether	130	U

EGL

8/6/10

1J - FORM I VOA-TIC

VOLATILE ORGANICS ANALYSIS DATA SHEET

TENTATIVELY IDENTIFIED COMPOUNDS

CLIENT SAMPLE NO.

690-SG-1-ODL

Lab Name: MITKEM LABORATORIES Contract:

Lab Code: MITKEM Case No.: J1324 Mod. Ref No.: SDG No.: SJ1324

Matrix: (SOIL/SED/WATER) WATER Lab Sample ID: J1324-01ADL

Sample wt/vol: 5.00 (g/mL) ML Lab File ID: V2L7143.D

Level: (TRACE or LOW/MED) LOW Date Received: 06/26/2010

% Moisture: not dec. Date Analyzed: 07/01/2010

GC Column: DB-624 ID: 0.25 (mm) Dilution Factor: 25.0

Soil Extract Volume: (uL) Soil Aliquot Volume: (uL)

CONCENTRATION UNITS: (ug/L or ug/Kg) µG/L Purge Volume: 5.0 (mL)

CAS NUMBER	COMPOUND NAME	RT	EST. CONC.	Q
E96679€[1]	Total Alkanes	N/A		

[1]EPA-designated Registry Number.

1A - FORM I VOA-1

VOLATILE ORGANICS ANALYSIS DATA SHEET

CLIENT SAMPLE NO.

690-SG-4-O

Lab Name: MITKEM LABORATORIES Contract:

Lab Code: MITKEM Case No.: J1324 Mod. Ref No.: SDG No.: SJ1324

Matrix: (SOIL/SED/WATER) WATER Lab Sample ID: J1324-02A

Sample wt/vol: 5.00 (g/mL) ML Lab File ID: V2L7110.D

Level: (TRACE/LOW/MED) LOW Date Received: 06/26/2010

% Moisture: not dec. Date Analyzed: 06/30/2010

GC Column: DB-624 ID: 0.25 (mm) Dilution Factor: 1.0

Soil Extract Volume: (uL) Soil Aliquot Volume: (uL)

Purge Volume: 5.0 (mL)

CAS NO.	COMPOUND	CONCENTRATION UNITS: (ug/L or ug/Kg) µG/L	Q
74-87-3	Chloromethane	5.0	U
~~75-01-4~~	~~Vinyl chloride~~	~~370~~	~~E~~
74-83-9	Bromomethane	5.0	U
75-00-3	Chloroethane	5.0	U
75-69-4	Trichlorofluoromethane	5.0	U
75-35-4	1,1-Dichloroethene	9.1	
67-64-1	Acetone	5.0	U
75-15-0	Carbon disulfide	5.0	U
75-09-2	Methylene chloride	5.0	U
156-60-5	trans-1,2-Dichloroethene	12	
1634-04-4	Methyl tert-butyl ether	5.0	U
75-34-3	1,1-Dichloroethane	5.0	U
108-05-4	Vinyl acetate	5.0	U
78-93-3	2-Butanone	5.0	U
~~156-59-2~~	~~cis-1,2-Dichloroethene~~	~~2200~~	~~E~~
67-66-3	Chloroform	5.0	U
71-55-6	1,1,1-Trichloroethane	5.0	U
56-23-5	Carbon tetrachloride	5.0	U
107-06-2	1,2-Dichloroethane	5.0	U
71-43-2	Benzene	5.0	U
79-01-6	Trichloroethene	130	
78-87-5	1,2-Dichloropropane	5.0	U
75-27-4	Bromodichloromethane	5.0	U
10061-01-5	cis-1,3-Dichloropropene	5.0	U
108-10-1	4-Methyl-2-pentanone	5.0	U
108-88-3	Toluene	1.3	J
10061-02-6	trans-1,3-Dichloropropene	5.0	U
79-00-5	1,1,2-Trichloroethane	5.0	U
127-18-4	Tetrachloroethene	1.7	J
591-78-6	2-Hexanone	5.0	U
124-48-1	Dibromochloromethane	5.0	U
108-90-7	Chlorobenzene	5.0	U
100-41-4	Ethylbenzene	5.0	U
1330-20-7	m,p-Xylene	5.0	U
95-47-6	o-Xylene	5.0	U

1B - FORM I VOA-2

VOLATILE ORGANICS ANALYSIS DATA SHEET

CLIENT SAMPLE NO.

690-SG-4-O

Lab Name: MITKEM LABORATORIES Contract:

Lab Code: MITKEM Case No.: J1324 Mod. Ref No.: SDG No.: SJ1324

Matrix: (SOIL/SED/WATER) WATER Lab Sample ID: J1324-02A

Sample wt/vol: 5.00 (g/mL) ML Lab File ID: V2L7110.D

Level: (TRACE/LOW/MED) LOW Date Received: 06/26/2010

% Moisture: not dec. Date Analyzed: 06/30/2010

GC Column: DB-624 ID: 0.25 (mm) Dilution Factor: 1.0

Soil Extract Volume: (uL) Soil Aliquot Volume: (uL)

Purge Volume: 5.0 (mL)

CAS NO.	COMPOUND	CONCENTRATION UNITS: (ug/L or ug/Kg) µG/L	Q
1330-20-7	Xylene (Total)	5.0	U
100-42-5	Styrene	5.0	U
75-25-2	Bromoform	5.0	U
98-82-8	Isopropylbenzene	5.0	U
79-34-5	1,1,2,2-Tetrachloroethane	5.0	U
103-65-1	n-Propylbenzene	5.0	U
108-67-8	1,3,5-Trimethylbenzene	5.0	U
98-06-6	tert-Butylbenzene	5.0	U
95-63-6	1,2,4-Trimethylbenzene	5.0	U
135-98-8	sec-Butylbenzene	5.0	U
99-87-6	4-Isopropyltoluene	5.0	U
541-73-1	1,3-Dichlorobenzene	5.0	U
106-46-7	1,4-Dichlorobenzene	5.0	U
104-51-8	n-Butylbenzene	5.0	U
95-50-1	1,2-Dichlorobenzene	5.0	U
91-20-3	Naphthalene	5.0	U
110-75-8	2-Chloroethyl vinyl ether	5.0	U

1J - FORM I VOA-TIC

VOLATILE ORGANICS ANALYSIS DATA SHEET

TENTATIVELY IDENTIFIED COMPOUNDS

CLIENT SAMPLE NO.

690-SG-4-O

Lab Name: MITKEM LABORATORIES Contract:

Lab Code: MITKEM Case No.: J1324 Mod. Ref No.: SDG No.: SJ1324

Matrix: (SOIL/SED/WATER) WATER Lab Sample ID: J1324-02A

Sample wt/vol: 5.00 (g/mL) ML Lab File ID: V2L7110.D

Level: (TRACE or LOW/MED) LOW Date Received: 06/26/2010

% Moisture: not dec. Date Analyzed: 06/30/2010

GC Column: DB-624 ID: 0.25 (mm) Dilution Factor: 1.0

Soil Extract Volume: (uL) Soil Aliquot Volume: (uL)

CONCENTRATION UNITS: (ug/L or ug/Kg) µG/L Purge Volume: 5.0 (mL)

CAS NUMBER	COMPOUND NAME	RT	EST. CONC.	Q
E966796[1]	Total Alkanes	N/A		

[1] EPA-designated Registry Number.

1A - FORM I VOA-1

VOLATILE ORGANICS ANALYSIS DATA SHEET

CLIENT SAMPLE NO.

690-SG-4-ODL

Lab Name: MITKEM LABORATORIES Contract:

Lab Code: MITKEM Case No.: J1324 Mod. Ref No.: SDG No.: SJ1324

Matrix: (SOIL/SED/WATER) WATER Lab Sample ID: J1324-02ADL

Sample wt/vol: 5.00 (g/mL) ML Lab File ID: V2L7128.D

Level: (TRACE/LOW/MED) LOW Date Received: 06/26/2010

% Moisture: not dec. Date Analyzed: 07/01/2010

GC Column: DB-624 ID: 0.25 (mm) Dilution Factor: 20.0

Soil Extract Volume: (uL) Soil Aliquot Volume: (uL)

Purge Volume: 5.0 (mL)

CAS NO.	COMPOUND	CONCENTRATION UNITS: (ug/L or ug/Kg) µG/L	Q
74-87-3	Chloromethane	100	U
75-01-4	Vinyl chloride	310	D
74-83-9	Bromomethane	100	U
75-00-3	Chloroethane	100	U
75-69-4	Trichlorofluoromethane	100	U
75-35-4	1,1-Dichloroethene	100	U
67-64-1	Acetone	100	U
75-15-0	Carbon disulfide	100	U
75-09-2	Methylene chloride	100	U
156-60-5	trans-1,2-Dichloroethene	100	U
1634-04-4	Methyl tert-butyl ether	100	U
75-34-3	1,1-Dichloroethane	100	U
108-05-4	Vinyl acetate	100	U
78-93-3	2-Butanone	100	U
156-59-2	cis-1,2-Dichloroethene	1400	D
67-66-3	Chloroform	100	U
71-55-6	1,1,1-Trichloroethane	100	U
56-23-5	Carbon tetrachloride	100	U
107-06-2	1,2-Dichloroethane	100	U
71-43-2	Benzene	100	U
79-01-6	Trichloroethene	120	D
78-87-5	1,2-Dichloropropane	100	U
75-27-4	Bromodichloromethane	100	U
10061-01-5	cis-1,3-Dichloropropene	100	U
108-10-1	4-Methyl-2-pentanone	100	U
108-88-3	Toluene	100	U
10061-02-6	trans-1,3-Dichloropropene	100	U
79-00-5	1,1,2-Trichloroethane	100	U
127-18-4	Tetrachloroethene	100	U
591-78-6	2-Hexanone	100	U
124-48-1	Dibromochloromethane	100	U
108-90-7	Chlorobenzene	100	U
100-41-4	Ethylbenzene	100	U
1330-20-7	m,p-Xylene	100	U
95-47-6	o-Xylene	100	U

EGC 8/6/10

1B - FORM I VOA-2

VOLATILE ORGANICS ANALYSIS DATA SHEET

CLIENT SAMPLE NO.

690-SG-4-ODL

Lab Name: MITKEM LABORATORIES Contract:

Lab Code: MITKEM Case No.: J1324 Mod. Ref No.: SDG No.: SJ1324

Matrix: (SOIL/SED/WATER) WATER Lab Sample ID: J1324-02ADL

Sample wt/vol: 5.00 (g/mL) ML Lab File ID: V2L7128.D

Level: (TRACE/LOW/MED) LOW Date Received: 06/26/2010

% Moisture: not dec. Date Analyzed: 07/01/2010

GC Column: DB-624 ID: 0.25 (mm) Dilution Factor: 20.0

Soil Extract Volume: (uL) Soil Aliquot Volume: (uL)

Purge Volume: 5.0 (mL)

CAS NO.	COMPOUND	CONCENTRATION UNITS: (ug/L or ug/Kg) µG/L	Q
1330-20-7	Xylene (Total)	100	U
100-42-5	Styrene	100	U
75-25-2	Bromoform	100	U
98-82-8	Isopropylbenzene	100	U
79-34-5	1,1,2,2-Tetrachloroethane	100	U
103-65-1	n-Propylbenzene	100	U
108-67-8	1,3,5-Trimethylbenzene	100	U
98-06-6	tert-Butylbenzene	100	U
95-63-6	1,2,4-Trimethylbenzene	100	U
135-98-8	sec-Butylbenzene	100	U
99-87-6	4-Isopropyltoluene	100	U
541-73-1	1,3-Dichlorobenzene	100	U
106-46-7	1,4-Dichlorobenzene	100	U
104-51-8	n-Butylbenzene	100	U
95-50-1	1,2-Dichlorobenzene	100	U
91-20-3	Naphthalene	100	U
110-75-8	2-Chloroethyl vinyl ether	100	U

EGC
8/6/10

1J - FORM I VOA-TIC

VOLATILE ORGANICS ANALYSIS DATA SHEET

TENTATIVELY IDENTIFIED COMPOUNDS

CLIENT SAMPLE NO.

690-SG-4-ODL

Lab Name: MITKEM LABORATORIES Contract:

Lab Code: MITKEM Case No.: J1324 Mod. Ref No.: SDG No.: SJ1324

Matrix: (SOIL/SED/WATER) WATER Lab Sample ID: J1324-02ADL

Sample wt/vol: 5.00 (g/mL) ML Lab File ID: V2L7128.D

Level: (TRACE or LOW/MED) LOW Date Received: 06/26/2010

% Moisture: not dec. Date Analyzed: 07/01/2010

GC Column: DB-624 ID: 0.25 (mm) Dilution Factor: 20.0

Soil Extract Volume: (uL) Soil Aliquot Volume: (uL)

CONCENTRATION UNITS: (ug/L or ug/Kg) µG/L Purge Volume: 5.0 (mL)

CAS NUMBER	COMPOUND NAME	RT	EST. CONC.	Q
E96679€[1]	Total Alkanes	N/A		

[1]EPA-designated Registry Number.

1A - FORM I VOA-1

VOLATILE ORGANICS ANALYSIS DATA SHEET

CLIENT SAMPLE NO.

690-SG-2
(4.0'-7.9')-O

Lab Name: MITKEM LABORATORIES Contract:

Lab Code: MITKEM Case No.: J1324 Mod. Ref No.: SDG No.: SJ1324

Matrix: (SOIL/SED/WATER) SOIL Lab Sample ID: J1324-03B

Sample wt/vol: 5.20 (g/mL) G Lab File ID: V1L4976.D

Level: (TRACE/LOW/MED) LOW Date Received: 06/26/2010

% Moisture: not dec. 19 Date Analyzed: 07/06/2010

GC Column: DB-624 ID: 0.25 (mm) Dilution Factor: 1.0

Soil Extract Volume: (uL) Soil Aliquot Volume: (uL)

Purge Volume: 10.0 (mL)

CAS NO.	COMPOUND	CONCENTRATION UNITS: (ug/L or ug/Kg) µG/KG	Q
74-87-3	Chloromethane	5.9	U
75-01-4	Vinyl chloride	5.9	U
74-83-9	Bromomethane	5.9	U
75-00-3	Chloroethane	5.9	U
75-69-4	Trichlorofluoromethane	5.9	U
75-35-4	1,1-Dichloroethene	5.9	UJ
67-64-1	Acetone	5.9	UJ
75-15-0	Carbon disulfide	5.9	U
75-09-2	Methylene chloride	1.3	J
156-60-5	trans-1,2-Dichloroethene	5.9	U
1634-04-4	Methyl tert-butyl ether	5.9	U
75-34-3	1,1-Dichloroethane	5.9	U
108-05-4	Vinyl acetate	5.9	U
78-93-3	2-Butanone	5.9	U
156-59-2	cis-1,2-Dichloroethene	5.9	U
67-66-3	Chloroform	5.9	U
71-55-6	1,1,1-Trichloroethane	5.9	U
56-23-5	Carbon tetrachloride	5.9	U
107-06-2	1,2-Dichloroethane	5.9	U
71-43-2	Benzene	5.9	U
79-01-6	Trichloroethene	5.9	U
78-87-5	1,2-Dichloropropane	5.9	U
75-27-4	Bromodichloromethane	5.9	U
10061-01-5	cis-1,3-Dichloropropene	5.9	U
108-10-1	4-Methyl-2-pentanone	5.9	U
108-88-3	Toluene	5.9	U
10061-02-6	trans-1,3-Dichloropropene	5.9	U
79-00-5	1,1,2-Trichloroethane	5.9	U
127-18-4	Tetrachloroethene	5.9	U
591-78-6	2-Hexanone	5.9	U
124-48-1	Dibromochloromethane	5.9	U
108-90-7	Chlorobenzene	5.9	U
100-41-4	Ethylbenzene	5.9	U
1330-20-7	m,p-Xylene	5.9	U
95-47-6	o-Xylene	5.9	U

EGL 8/6/10

1B - FORM I VOA-2

VOLATILE ORGANICS ANALYSIS DATA SHEET

CLIENT SAMPLE NO.

690-SG-2
(4.0'-7.9')-O

Lab Name: MITKEM LABORATORIES Contract:

Lab Code: MITKEM Case No.: J1324 Mod. Ref No.: SDG No.: SJ1324

Matrix: (SOIL/SED/WATER) SOIL Lab Sample ID: J1324-03B

Sample wt/vol: 5.20 (g/mL) G Lab File ID: V1L4976.D

Level: (TRACE/LOW/MED) LOW Date Received: 06/26/2010

% Moisture: not dec. 19 Date Analyzed: 07/06/2010

GC Column: DB-624 ID: 0.25 (mm) Dilution Factor: 1.0

Soil Extract Volume: (uL) Soil Aliquot Volume: (uL)

Purge Volume: 10.0 (mL)

CAS NO.	COMPOUND	CONCENTRATION UNITS: (ug/L or ug/Kg) µG/KG	Q
1330-20-7	Xylene (Total)	5.9	U
100-42-5	Styrene	5.9	U
75-25-2	Bromoform	5.9	UJ
98-82-8	Isopropylbenzene	5.9	U
79-34-5	1,1,2,2-Tetrachloroethane	5.9	U
103-65-1	n-Propylbenzene	5.9	U
108-67-8	1,3,5-Trimethylbenzene	5.9	U
98-06-6	tert-Butylbenzene	5.9	U
95-63-6	1,2,4-Trimethylbenzene	5.9	U
135-98-8	sec-Butylbenzene	5.9	U
99-87-6	4-Isopropyltoluene	5.9	U
541-73-1	1,3-Dichlorobenzene	5.9	U
106-46-7	1,4-Dichlorobenzene	5.9	U
104-51-8	n-Butylbenzene	5.9	U
95-50-1	1,2-Dichlorobenzene	5.9	U
91-20-3	Naphthalene	5.9	U
110-75-8	2-Chloroethyl vinyl ether	5.9	UJ

EGL
8/6/10

1J - FORM I VOA-TIC

VOLATILE ORGANICS ANALYSIS DATA SHEET

TENTATIVELY IDENTIFIED COMPOUNDS

CLIENT SAMPLE NO.

690-SG-2
(4.0'-7.9')-O

Lab Name: MITKEM LABORATORIES Contract:

Lab Code: MITKEM Case No.: J1324 Mod. Ref No.: SDG No.: SJ1324

Matrix: (SOIL/SED/WATER) SOIL Lab Sample ID: J1324-03B

Sample wt/vol: 5.20 (g/mL) G Lab File ID: V1L4976.D

Level: (TRACE or LOW/MED) LOW Date Received: 06/26/2010

% Moisture: not dec. 19 Date Analyzed: 07/06/2010

GC Column: DB-624 ID: 0.25 (mm) Dilution Factor: 1.0

Soil Extract Volume: (uL) Soil Aliquot Volume: (uL)

CONCENTRATION UNITS: (ug/L or ug/Kg) µG/KG Purge Volume: 10.0 (mL)

CAS NUMBER	COMPOUND NAME	RT	EST. CONC.	Q
E96679€[1]	Total Alkanes	N/A		

[1] EPA-designated Registry Number.

1A - FORM I VOA-1

VOLATILE ORGANICS ANALYSIS DATA SHEET

CLIENT SAMPLE NO.

690-SB-64(6.5'-8.0')-O

Lab Name: MITKEM LABORATORIES Contract:

Lab Code: MITKEM Case No.: J1324 Mod. Ref No.: SDG No.: SJ1324

Matrix: (SOIL/SED/WATER) SOIL Lab Sample ID: J1324-04B

Sample wt/vol: 5.80 (g/mL) G Lab File ID: V1L4977.D

Level: (TRACE/LOW/MED) LOW Date Received: 06/26/2010

% Moisture: not dec. 12 Date Analyzed: 07/06/2010

GC Column: DB-624 ID: 0.25 (mm) Dilution Factor: 1.0

Soil Extract Volume: (uL) Soil Aliquot Volume: (uL)

Purge Volume: 10.0 (mL)

CAS NO.	COMPOUND	CONCENTRATION UNITS: (ug/L or ug/Kg) µG/KG	Q
74-87-3	Chloromethane	4.9	U
75-01-4	Vinyl chloride	4.9	U
74-83-9	Bromomethane	4.9	U
75-00-3	Chloroethane	4.9	U
75-69-4	Trichlorofluoromethane	4.9	U
75-35-4	1,1-Dichloroethene	4.9	UJ
67-64-1	Acetone	4.9	UJ
75-15-0	Carbon disulfide	4.9	U
75-09-2	Methylene chloride	4.9	U
156-60-5	trans-1,2-Dichloroethene	4.9	U
1634-04-4	Methyl tert-butyl ether	4.9	U
75-34-3	1,1-Dichloroethane	4.9	U
108-05-4	Vinyl acetate	4.9	U
78-93-3	2-Butanone	4.9	U
156-59-2	cis-1,2-Dichloroethene	4.9	U
67-66-3	Chloroform	4.9	U
71-55-6	1,1,1-Trichloroethane	4.9	U
56-23-5	Carbon tetrachloride	4.9	U
107-06-2	1,2-Dichloroethane	4.9	U
71-43-2	Benzene	4.9	U
79-01-6	Trichloroethene	11	
78-87-5	1,2-Dichloropropane	4.9	U
75-27-4	Bromodichloromethane	4.9	U
10061-01-5	cis-1,3-Dichloropropene	4.9	U
108-10-1	4-Methyl-2-pentanone	4.9	U
108-88-3	Toluene	4.9	U
10061-02-6	trans-1,3-Dichloropropene	4.9	U
79-00-5	1,1,2-Trichloroethane	4.9	U
127-18-4	Tetrachloroethene	4.9	U
591-78-6	2-Hexanone	4.9	U
124-48-1	Dibromochloromethane	4.9	U
108-90-7	Chlorobenzene	4.9	U
100-41-4	Ethylbenzene	4.9	U
1330-20-7	m,p-Xylene	4.9	U
95-47-6	o-Xylene	4.9	U

EGC 8/6/10

1B - FORM I VOA-2

VOLATILE ORGANICS ANALYSIS DATA SHEET

CLIENT SAMPLE NO.

690-SB-64(6.5'-8.0')-O

Lab Name: MITKEM LABORATORIES Contract:

Lab Code: MITKEM Case No.: J1324 Mod. Ref No.: SDG No.: SJ1324

Matrix: (SOIL/SED/WATER) SOIL Lab Sample ID: J1324-04B

Sample wt/vol: 5.80 (g/mL) G Lab File ID: V1L4977.D

Level: (TRACE/LOW/MED) LOW Date Received: 06/26/2010

% Moisture: not dec. 12 Date Analyzed: 07/06/2010

GC Column: DB-624 ID: 0.25 (mm) Dilution Factor: 1.0

Soil Extract Volume: (uL) Soil Aliquot Volume: (uL)

Purge Volume: 10.0 (mL)

CAS NO.	COMPOUND	CONCENTRATION UNITS: (ug/L or ug/Kg) µG/KG	Q
1330-20-7	Xylene (Total)	4.9	U
100-42-5	Styrene	4.9	U
75-25-2	Bromoform	4.9	UJ
98-82-8	Isopropylbenzene	4.9	U
79-34-5	1,1,2,2-Tetrachloroethane	4.9	U
103-65-1	n-Propylbenzene	4.9	U
108-67-8	1,3,5-Trimethylbenzene	4.9	U
98-06-6	tert-Butylbenzene	4.9	U
95-63-6	1,2,4-Trimethylbenzene	4.9	U
135-98-8	sec-Butylbenzene	4.9	U
99-87-6	4-Isopropyltoluene	4.9	U
541-73-1	1,3-Dichlorobenzene	4.9	U
106-46-7	1,4-Dichlorobenzene	4.9	U
104-51-8	n-Butylbenzene	4.9	U
95-50-1	1,2-Dichlorobenzene	4.9	U
91-20-3	Naphthalene	4.9	U
110-75-8	2-Chloroethyl vinyl ether	4.9	UJ

EGC
8/6/10

1J - FORM I VOA-TIC

VOLATILE ORGANICS ANALYSIS DATA SHEET

TENTATIVELY IDENTIFIED COMPOUNDS

CLIENT SAMPLE NO.

690-SB-64(6.5'-8.0')-O

Lab Name: MITKEM LABORATORIES Contract:

Lab Code: MITKEM Case No.: J1324 Mod. Ref No.: SDG No.: SJ1324

Matrix: (SOIL/SED/WATER) SOIL Lab Sample ID: J1324-04B

Sample wt/vol: 5.80 (g/mL) G Lab File ID: V1L4977.D

Level: (TRACE or LOW/MED) LOW Date Received: 06/26/2010

% Moisture: not dec. 12 Date Analyzed: 07/06/2010

GC Column: DB-624 ID: 0.25 (mm) Dilution Factor: 1.0

Soil Extract Volume: (uL) Soil Aliquot Volume: (uL)

CONCENTRATION UNITS: (ug/L or ug/Kg) µG/KG Purge Volume: 10.0 (mL)

CAS NUMBER	COMPOUND NAME	RT	EST. CONC.	Q
E96679[1]	Total Alkanes	N/A		

[1] EPA-designated Registry Number.

1A - FORM I VOA-1

VOLATILE ORGANICS ANALYSIS DATA SHEET

CLIENT SAMPLE NO.

690-SB-66(4.0'-5.2')-O

Lab Name: MITKEM LABORATORIES Contract:

Lab Code: MITKEM Case No.: J1324 Mod. Ref No.: SDG No.: SJ1324

Matrix: (SOIL/SED/WATER) SOIL Lab Sample ID: J1324-06B

Sample wt/vol: 5.10 (g/mL) G Lab File ID: V1L4978.D

Level: (TRACE/LOW/MED) LOW Date Received: 06/26/2010

% Moisture: not dec. 11 Date Analyzed: 07/06/2010

GC Column: DB-624 ID: 0.25 (mm) Dilution Factor: 1.0

Soil Extract Volume: (uL) Soil Aliquot Volume: (uL)

Purge Volume: 10.0 (mL)

CAS NO.	COMPOUND	CONCENTRATION UNITS: (ug/L or ug/Kg) µG/KG	Q
74-87-3	Chloromethane	5.5	U
75-01-4	Vinyl chloride	5.5	U
74-83-9	Bromomethane	5.5	U
75-00-3	Chloroethane	5.5	U
75-69-4	Trichlorofluoromethane	5.5	U
75-35-4	1,1-Dichloroethene	5.5	UJ
67-64-1	Acetone	4.3	J
75-15-0	Carbon disulfide	5.5	U
75-09-2	Methylene chloride	5.5	U
156-60-5	trans-1,2-Dichloroethene	5.5	U
1634-04-4	Methyl tert-butyl ether	5.5	U
75-34-3	1,1-Dichloroethane	5.5	U
108-05-4	Vinyl acetate	5.5	U
78-93-3	2-Butanone	5.5	U
156-59-2	cis-1,2-Dichloroethene	5.5	U
67-66-3	Chloroform	5.5	U
71-55-6	1,1,1-Trichloroethane	5.5	U
56-23-5	Carbon tetrachloride	5.5	U
107-06-2	1,2-Dichloroethane	5.5	U
71-43-2	Benzene	5.5	U
79-01-6	Trichloroethene	5.5	U
78-87-5	1,2-Dichloropropane	5.5	U
75-27-4	Bromodichloromethane	5.5	U
10061-01-5	cis-1,3-Dichloropropene	5.5	U
108-10-1	4-Methyl-2-pentanone	5.5	U
108-88-3	Toluene	5.5	U
10061-02-6	trans-1,3-Dichloropropene	5.5	U
79-00-5	1,1,2-Trichloroethane	5.5	U
127-18-4	Tetrachloroethene	5.5	U
591-78-6	2-Hexanone	5.5	U
124-48-1	Dibromochloromethane	5.5	U
108-90-7	Chlorobenzene	5.5	U
100-41-4	Ethylbenzene	5.5	U
1330-20-7	m,p-Xylene	5.5	U
95-47-6	o-Xylene	5.5	U

EGL 8/6/10

1B - FORM I VOA-2

VOLATILE ORGANICS ANALYSIS DATA SHEET

CLIENT SAMPLE NO.

690-SB-66(4.0'-5.2')-O

Lab Name: MITKEM LABORATORIES Contract:

Lab Code: MITKEM Case No.: J1324 Mod. Ref No.: SDG No.: SJ1324

Matrix: (SOIL/SED/WATER) SOIL Lab Sample ID: J1324-06B

Sample wt/vol: 5.10 (g/mL) G Lab File ID: V1L4978.D

Level: (TRACE/LOW/MED) LOW Date Received: 06/26/2010

% Moisture: not dec. 11 Date Analyzed: 07/06/2010

GC Column: DB-624 ID: 0.25 (mm) Dilution Factor: 1.0

Soil Extract Volume: (uL) Soil Aliquot Volume: (uL)

Purge Volume: 10.0 (mL)

CAS NO.	COMPOUND	CONCENTRATION UNITS: (ug/L or ug/Kg) µG/KG	Q
1330-20-7	Xylene (Total)	5.5	U
100-42-5	Styrene	5.5	U
75-25-2	Bromoform	5.5	UJ
98-82-8	Isopropylbenzene	5.5	U
79-34-5	1,1,2,2-Tetrachloroethane	5.5	U
103-65-1	n-Propylbenzene	5.5	U
108-67-8	1,3,5-Trimethylbenzene	5.5	U
98-06-6	tert-Butylbenzene	5.5	U
95-63-6	1,2,4-Trimethylbenzene	5.5	U
135-98-8	sec-Butylbenzene	5.5	U
99-87-6	4-Isopropyltoluene	5.5	U
541-73-1	1,3-Dichlorobenzene	5.5	U
106-46-7	1,4-Dichlorobenzene	5.5	U
104-51-8	n-Butylbenzene	5.5	U
95-50-1	1,2-Dichlorobenzene	5.5	U
91-20-3	Naphthalene	5.5	U
110-75-8	2-Chloroethyl vinyl ether	5.5	UJ

EGC 8/6/10

1J - FORM I VOA-TIC

VOLATILE ORGANICS ANALYSIS DATA SHEET

TENTATIVELY IDENTIFIED COMPOUNDS

CLIENT SAMPLE NO.

690-SB-66(4.0'-5.2')-O

Lab Name: MITKEM LABORATORIES Contract:

Lab Code: MITKEM Case No.: J1324 Mod. Ref No.: SDG No.: SJ1324

Matrix: (SOIL/SED/WATER) SOIL Lab Sample ID: J1324-06B

Sample wt/vol: 5.10 (g/mL) G Lab File ID: V1L4978.D

Level: (TRACE or LOW/MED) LOW Date Received: 06/26/2010

% Moisture: not dec. 11 Date Analyzed: 07/06/2010

GC Column: DB-624 ID: 0.25 (mm) Dilution Factor: 1.0

Soil Extract Volume: (uL) Soil Aliquot Volume: (uL)

CONCENTRATION UNITS: (ug/L or ug/Kg) µG/KG Purge Volume: 10.0 (mL)

	CAS NUMBER	COMPOUND NAME	RT	EST. CONC.	Q
01	62199-51-3	Cyclopentane, 1-pentyl-2-pro	15.620	43	NJ
02		Unknown-01	15.739	46	J
03		Unknown-02	15.827	48	J
04		Unknown-03	16.231	55	J
05		Unknown-04	16.349	42	J
06		Unknown-05	16.773	77	J
07		Unknown-06	16.901	61	J
08	80655-44-3	Decahydro-4,4,8,9,10-pentame	17.068	120	NJ
09		Unknown-07	17.255	59	J
10		Unknown-08	17.699	57	J
11		Unknown-09	17.817	50	J
	E96679€1	Total Alkanes	N/A		

[1] EPA-designated Registry Number.

1A - FORM I VOA-1

VOLATILE ORGANICS ANALYSIS DATA SHEET

EPA SAMPLE NO.

690-SB-26(8.0'-11.3')-O

Lab Name: MITKEM LABORATORIES Contract:

Lab Code: MITKEM Case No.: J1324 Mod. Ref No.: SDG No.: SJ1324

Matrix: (SOIL/SED/WATER) SOIL Lab Sample ID: J1324-07B

Sample wt/vol: .70 (g/mL) G Lab File ID: V1L4993.D

Level: (TRACE/LOW/MED) LOW Date Received: 06/26/2010

% Moisture: not dec. 10 Date Analyzed: 07/06/2010

GC Column: DB-624 ID: 0.25 (mm) Dilution Factor: 1.0

Soil Extract Volume: (uL) Soil Aliquot Volume: (uL)

Purge Volume: 10.0 (mL)

CAS NO.	COMPOUND	CONCENTRATION UNITS: (ug/L or ug/Kg) µG/KG	Q
74-87-3	Chloromethane	40	U
75-01-4	Vinyl chloride	40	U
74-83-9	Bromomethane	40	U
75-00-3	Chloroethane	40	U
75-69-4	Trichlorofluoromethane	40	U
75-35-4	1,1-Dichloroethene	40	UJ
67-64-1	Acetone	40	UJ
75-15-0	Carbon disulfide	40	U
75-09-2	Methylene chloride	40	U
156-60-5	trans-1,2-Dichloroethene	40	U
1634-04-4	Methyl tert-butyl ether	40	U
75-34-3	1,1-Dichloroethane	40	U
108-05-4	Vinyl acetate	40	U
78-93-3	2-Butanone	40	U
156-59-2	cis-1,2-Dichloroethene	40	U
67-66-3	Chloroform	40	U
71-55-6	1,1,1-Trichloroethane	40	U
56-23-5	Carbon tetrachloride	40	U
107-06-2	1,2-Dichloroethane	40	U
71-43-2	Benzene	9.1	J
79-01-6	Trichloroethene	40	U
78-87-5	1,2-Dichloropropane	40	U
75-27-4	Bromodichloromethane	40	U
10061-01-5	cis-1,3-Dichloropropene	40	U
108-10-1	4-Methyl-2-pentanone	40	U
108-88-3	Toluene	530	J
10061-02-6	trans-1,3-Dichloropropene	40	U
79-00-5	1,1,2-Trichloroethane	40	U
127-18-4	Tetrachloroethene	40	U
591-78-6	2-Hexanone	40	U
124-48-1	Dibromochloromethane	40	U
108-90-7	Chlorobenzene	40	U
~~100-41-4~~	~~Ethylbenzene~~	~~7100~~	~~E~~
~~1330-20-7~~	~~m,p-Xylene~~	~~13000~~	~~E~~
~~95-47-6~~	~~o-Xylene~~	~~3200~~	~~E~~

EGL 8/6/10

1B - FORM I VOA-2

VOLATILE ORGANICS ANALYSIS DATA SHEET

CLIENT SAMPLE NO.

690-SB-26(8.0'-11.3')-O

Lab Name: MITKEM LABORATORIES Contract:

Lab Code: MITKEM Case No.: J1324 Mod. Ref No.: SDG No.: SJ1324

Matrix: (SOIL/SED/WATER) SOIL Lab Sample ID: J1324-07B

Sample wt/vol: .70 (g/mL) G Lab File ID: V1L4993.D

Level: (TRACE/LOW/MED) LOW Date Received: 06/26/2010

% Moisture: not dec. 10 Date Analyzed: 07/06/2010

GC Column: DB-624 ID: 0.25 (mm) Dilution Factor: 1.0

Soil Extract Volume: (uL) Soil Aliquot Volume: (uL)

Purge Volume: 10.0 (mL)

CAS NO.	COMPOUND	CONCENTRATION UNITS: (ug/L or ug/Kg) µG/KG	Q
~~1330-20-7~~	~~Xylene (Total)~~	~~16000~~	~~E~~
100-42-5	Styrene	40	U
75-25-2	Bromoform	40	U J
~~98-82-8~~	~~Isopropylbenzene~~	~~2100~~	~~E~~
79-34-5	1,1,2,2-Tetrachloroethane	40	U
~~103-65-1~~	~~n-Propylbenzene~~	~~3000~~	~~E~~
~~108-67-8~~	~~1,3,5-Trimethylbenzene~~	~~7700~~	~~E~~
98-06-6	tert-Butylbenzene	54	J
~~95-63-6~~	~~1,2,4-Trimethylbenzene~~	~~11000~~	~~E~~
135-98-8	sec-Butylbenzene	390	J
99-87-6	4-Isopropyltoluene	960	J
541-73-1	1,3-Dichlorobenzene	40	U
106-46-7	1,4-Dichlorobenzene	40	U
104-51-8	n-Butylbenzene	900	J
95-50-1	1,2-Dichlorobenzene	40	U
91-20-3	Naphthalene	930	J
110-75-8	2-Chloroethyl vinyl ether	40	U J

EGL
8/6/10

1J - FORM I VOA-TIC

VOLATILE ORGANICS ANALYSIS DATA SHEET

TENTATIVELY IDENTIFIED COMPOUNDS

CLIENT SAMPLE NO.

690-SB-26(8.0'-11.3')-O

Lab Name: MITKEM LABORATORIES Contract:

Lab Code: MITKEM Case No.: J1324 Mod. Ref No.: SDG No.: SJ1324

Matrix: (SOIL/SED/WATER) SOIL Lab Sample ID: J1324-07B

Sample wt/vol: .70 (g/mL) G Lab File ID: V1L4993.D

Level: (TRACE or LOW/MED) LOW Date Received: 06/26/2010

% Moisture: not dec. 10 Date Analyzed: 07/06/2010

GC Column: DB-624 ID: 0.25 (mm) Dilution Factor: 1.0

Soil Extract Volume: (uL) Soil Aliquot Volume: (uL)

CONCENTRATION UNITS: (ug/L or ug/Kg) µG/KG Purge Volume: 10.0 (mL)

	CAS NUMBER	COMPOUND NAME	RT	EST. CONC.	Q
01	110-54-3	Hexane	4.377	17000	NJ
02		Unknown-01	5.727	18000	J
03	589-34-4	Hexane, 3-methyl-	5.924	13000	NJ
04		Unknown-02	6.239	15000	J
05	142-82-5	Heptane	6.436	19000	NJ
06		Unknown-03	7.066	26000	J
07		Unknown-04	7.815	14000	J
08	638-04-0	Cyclohexane, 1,3-dimethyl-,	8.238	13000	NJ
09	111-65-9	Octane	8.554	20000	NJ
10	3221-61-2	Octane, 2-methyl-	9.844	13000	NJ
11		Unknown-05	10.533	21000	J
12	124-18-5	Decane	12.178	15000	NJ
	E96679[1]	Total Alkanes	N/A		

[1] EPA-designated Registry Number.

1B - FORM I VOA-2

VOLATILE ORGANICS ANALYSIS DATA SHEET

CLIENT SAMPLE NO.

690-SB-26(8.0'-11.3')-OME

Lab Name: MITKEM LABORATORIES Contract:

Lab Code: MITKEM Case No.: J1324 Mod. Ref No.: SDG No.: SJ1324

Matrix: (SOIL/SED/WATER) SOIL Lab Sample ID: J1324-07B

Sample wt/vol: 2.50 (g/mL) G Lab File ID: V2L7245.D

Level: (TRACE/LOW/MED) MED Date Received: 06/26/2010

% Moisture: not dec. 10 Date Analyzed: 07/08/2010

GC Column: DB-624 ID: 0.25 (mm) Dilution Factor: 5.0

Soil Extract Volume: 5000 (uL) Soil Aliquot Volume: 100.00 (uL)

Purge Volume: 5.0 (mL)

CAS NO.	COMPOUND	CONCENTRATION UNITS: (ug/L or ug/Kg) µG/KG	Q
74-87-3	Chloromethane	2900	U
75-01-4	Vinyl chloride	2900	U
74-83-9	Bromomethane	2900	U
75-00-3	Chloroethane	2900	U
75-69-4	Trichlorofluoromethane	2900	U
75-35-4	1,1-Dichloroethene	2900	U
67-64-1	Acetone	2900	U
75-15-0	Carbon disulfide	2900	U
75-09-2	Methylene chloride	2900	U
156-60-5	trans-1,2-Dichloroethene	2900	U
1634-04-4	Methyl tert-butyl ether	2900	U
75-34-3	1,1-Dichloroethane	2900	U
108-05-4	Vinyl acetate	2900	U
78-93-3	2-Butanone	2900	U
156-59-2	cis-1,2-Dichloroethene	2900	U
67-66-3	Chloroform	2900	U
71-55-6	1,1,1-Trichloroethane	2900	U
56-23-5	Carbon tetrachloride	2900	U
107-06-2	1,2-Dichloroethane	2900	U
71-43-2	Benzene	2900	U
79-01-6	Trichloroethene	2900	U
78-87-5	1,2-Dichloropropane	2900	U
75-27-4	Bromodichloromethane	2900	U
10061-01-5	cis-1,3-Dichloropropene	2900	U
108-10-1	4-Methyl-2-pentanone	2900	U
108-88-3	Toluene	2900	U
10061-02-6	trans-1,3-Dichloropropene	2900	U
79-00-5	1,1,2-Trichloroethane	2900	U
127-18-4	Tetrachloroethene	2900	U
591-78-6	2-Hexanone	2900	U
124-48-1	Dibromochloromethane	2900	U
108-90-7	Chlorobenzene	2900	U
100-41-4	Ethylbenzene	7100	
1330-20-7	m,p-Xylene	22000	
95-47-6	o-Xylene	2700	J

EGC 8/6/10

s10.07.02.A

SW846

1B - FORM I VOA-2

VOLATILE ORGANICS ANALYSIS DATA SHEET

CLIENT SAMPLE NO.

690-SB-26(8.0'-11.3')-OME

Lab Name: MITKEM LABORATORIES Contract:

Lab Code: MITKEM Case No.: J1324 Mod. Ref No.: SDG No.: SJ1324

Matrix: (SOIL/SED/WATER) SOIL Lab Sample ID: J1324-07B

Sample wt/vol: 2.50 (g/mL) G Lab File ID: V2L7245.D

Level: (TRACE/LOW/MED) MED Date Received: 06/26/2010

% Moisture: not dec. 10 Date Analyzed: 07/08/2010

GC Column: DB-624 ID: 0.25 (mm) Dilution Factor: 5.0

Soil Extract Volume: 5000 (uL) Soil Aliquot Volume: 100.00 (uL)

Purge Volume: 5.0 (mL)

CAS NO.	COMPOUND	CONCENTRATION UNITS: (ug/L or ug/Kg) µG/KG	Q
1330-20-7	Xylene (Total)	24000	
100-42-5	Styrene	2900	U
75-25-2	Bromoform	2900	U
98-82-8	Isopropylbenzene	1800	J
79-34-5	1,1,2,2-Tetrachloroethane	2900	U
103-65-1	n-Propylbenzene	2500	J
108-67-8	1,3,5-Trimethylbenzene	11000	
98-06-6	tert-Butylbenzene	2900	U
95-63-6	1,2,4-Trimethylbenzene	21000	
135-98-8	sec-Butylbenzene	2900	U
99-87-6	4-Isopropyltoluene	2900	U
541-73-1	1,3-Dichlorobenzene	2900	U
106-46-7	1,4-Dichlorobenzene	2900	U
104-51-8	n-Butylbenzene	2900	U
95-50-1	1,2-Dichlorobenzene	2900	U
91-20-3	Naphthalene	2900	U
110-75-8	2-Chloroethyl vinyl ether	2900	U

EGL
8/6/10

1J - FORM I VOA-TIC

VOLATILE ORGANICS ANALYSIS DATA SHEET

TENTATIVELY IDENTIFIED COMPOUNDS

CLIENT SAMPLE NO.

690-SB-26(8.0'-11.3')-OME

Lab Name: MITKEM LABORATORIES Contract:

Lab Code: MITKEM Case No.: J1324 Mod. Ref No.: SDG No.: SJ1324

Matrix: (SOIL/SED/WATER) SOIL Lab Sample ID: J1324-07B

Sample wt/vol: 2.50 (g/mL) G Lab File ID: V2L7245.D

Level: (TRACE or LOW/MED) MED Date Received: 06/26/2010

% Moisture: not dec. 10 Date Analyzed: 07/08/2010

GC Column: DB-624 ID: 0.25 (mm) Dilution Factor: 5.0

Soil Extract Volume: 5000 (uL) Soil Aliquot Volume: 100.00 (uL)

CONCENTRATION UNITS: (ug/L or ug/Kg) µG/KG Purge Volume: 5.0 (mL)

	CAS NUMBER	COMPOUND NAME	RT	EST. CONC.	Q
01	110-54-3	Hexane	4.682	32000	NJ
02	591-76-4	Hexane, 2-methyl-	6.033	27000	NJ
03	142-82-5	Heptane	6.734	81000	NJ
04	108-87-2	Cyclohexane, methyl-	7.404	78000	NJ
05	592-27-8	Heptane, 2-methyl-	8.137	19000	NJ
06	589-81-1	Heptane, 3-methyl-	8.315	19000	NJ
07	591-21-9	1,3-Dimethylcyclohexane,c&t	8.587	24000	NJ
08	111-65-9	Octane	8.849	63000	NJ
09	32357-83-8	Ether, hexyl pentyl	10.179	25000	NJ
10	111-84-2	Nonane	10.838	76000	NJ
11	611-14-3	Benzene, 1-ethyl-2-methyl-	12.377	23000	NJ
	E96679E[1]	Total Alkanes	N/A		

[1] EPA-designated Registry Number.

EGC
8/16/10

1A - FORM I VOA-1

VOLATILE ORGANICS ANALYSIS DATA SHEET

CLIENT SAMPLE NO.

690-SB-65(4.0'-5.5')-O

Lab Name: MITKEM LABORATORIES Contract:

Lab Code: MITKEM Case No.: J1324 Mod. Ref No.: SDG No.: SJ1324

Matrix: (SOIL/SED/WATER) SOIL Lab Sample ID: J1324-08B

Sample wt/vol: 5.20 (g/mL) G Lab File ID: V1L4979.D

Level: (TRACE/LOW/MED) LOW Date Received: 06/26/2010

% Moisture: not dec. 14 Date Analyzed: 07/06/2010

GC Column: DB-624 ID: 0.25 (mm) Dilution Factor: 1.0

Soil Extract Volume: (uL) Soil Aliquot Volume: (uL)

Purge Volume: 10.0 (mL)

CAS NO.	COMPOUND	CONCENTRATION UNITS: (ug/L or ug/Kg) µG/KG	Q
74-87-3	Chloromethane	5.6	U
75-01-4	Vinyl chloride	5.6	U
74-83-9	Bromomethane	5.6	U
75-00-3	Chloroethane	5.6	U
75-69-4	Trichlorofluoromethane	5.6	U
75-35-4	1,1-Dichloroethene	5.6	UJ
67-64-1	Acetone	5.6	UJ
75-15-0	Carbon disulfide	5.6	U
75-09-2	Methylene chloride	5.6	U
156-60-5	trans-1,2-Dichloroethene	5.6	U
1634-04-4	Methyl tert-butyl ether	5.6	U
75-34-3	1,1-Dichloroethane	5.6	U
108-05-4	Vinyl acetate	5.6	U
78-93-3	2-Butanone	5.6	U
156-59-2	cis-1,2-Dichloroethene	5.6	U
67-66-3	Chloroform	5.6	U
71-55-6	1,1,1-Trichloroethane	5.6	U
56-23-5	Carbon tetrachloride	5.6	U
107-06-2	1,2-Dichloroethane	5.6	U
71-43-2	Benzene	5.6	U
79-01-6	Trichloroethene	5.6	U
78-87-5	1,2-Dichloropropane	5.6	U
75-27-4	Bromodichloromethane	5.6	U
10061-01-5	cis-1,3-Dichloropropene	5.6	U
108-10-1	4-Methyl-2-pentanone	5.6	U
108-88-3	Toluene	5.6	U
10061-02-6	trans-1,3-Dichloropropene	5.6	U
79-00-5	1,1,2-Trichloroethane	5.6	U
127-18-4	Tetrachloroethene	5.6	U
591-78-6	2-Hexanone	5.6	U
124-48-1	Dibromochloromethane	5.6	U
108-90-7	Chlorobenzene	5.6	U
100-41-4	Ethylbenzene	5.6	U
1330-20-7	m,p-Xylene	5.6	U
95-47-6	o-Xylene	5.6	U

EGC 8/6/10

1B - FORM I VOA-2

VOLATILE ORGANICS ANALYSIS DATA SHEET

CLIENT SAMPLE NO.

690-SB-65(4.0'-5.5')-O

Lab Name: MITKEM LABORATORIES Contract:

Lab Code: MITKEM Case No.: J1324 Mod. Ref No.: SDG No.: SJ1324

Matrix: (SOIL/SED/WATER) SOIL Lab Sample ID: J1324-08B

Sample wt/vol: 5.20 (g/mL) G Lab File ID: V1L4979.D

Level: (TRACE/LOW/MED) LOW Date Received: 06/26/2010

% Moisture: not dec. 14 Date Analyzed: 07/06/2010

GC Column: DB-624 ID: 0.25 (mm) Dilution Factor: 1.0

Soil Extract Volume: (uL) Soil Aliquot Volume: (uL)

Purge Volume: 10.0 (mL)

CAS NO.	COMPOUND	CONCENTRATION UNITS: (ug/L or ug/Kg) µG/KG	Q
1330-20-7	Xylene (Total)	5.6	U
100-42-5	Styrene	5.6	U
75-25-2	Bromoform	5.6	UJ
98-82-8	Isopropylbenzene	5.6	U
79-34-5	1,1,2,2-Tetrachloroethane	5.6	U
103-65-1	n-Propylbenzene	5.6	U
108-67-8	1,3,5-Trimethylbenzene	5.6	U
98-06-6	tert-Butylbenzene	5.6	U
95-63-6	1,2,4-Trimethylbenzene	5.6	U
135-98-8	sec-Butylbenzene	5.6	U
99-87-6	4-Isopropyltoluene	5.6	U
541-73-1	1,3-Dichlorobenzene	5.6	U
106-46-7	1,4-Dichlorobenzene	5.6	U
104-51-8	n-Butylbenzene	5.6	U
95-50-1	1,2-Dichlorobenzene	5.6	U
91-20-3	Naphthalene	5.6	U
110-75-8	2-Chloroethyl vinyl ether	5.6	UJ

EGL 8/6/16

1J - FORM I VOA-TIC

VOLATILE ORGANICS ANALYSIS DATA SHEET

TENTATIVELY IDENTIFIED COMPOUNDS

CLIENT SAMPLE NO.

690-SB-65(4.0'-5.5')-O

Lab Name: MITKEM LABORATORIES Contract:

Lab Code: MITKEM Case No.: J1324 Mod. Ref No.: SDG No.: SJ1324

Matrix: (SOIL/SED/WATER) SOIL Lab Sample ID: J1324-08B

Sample wt/vol: 5.20 (g/mL) G Lab File ID: V1L4979.D

Level: (TRACE or LOW/MED) LOW Date Received: 06/26/2010

% Moisture: not dec. 14 Date Analyzed: 07/06/2010

GC Column: DB-624 ID: 0.25 (mm) Dilution Factor: 1.0

Soil Extract Volume: (uL) Soil Aliquot Volume: (uL)

CONCENTRATION UNITS: (ug/L or ug/Kg) µG/KG Purge Volume: 10.0 (mL)

CAS NUMBER	COMPOUND NAME	RT	EST. CONC.	Q
E966796[1]	Total Alkanes	N/A		

[1] EPA-designated Registry Number.

1A - FORM I VOA-1

VOLATILE ORGANICS ANALYSIS DATA SHEET

CLIENT SAMPLE NO.

690-TRIPBLANK-O

Lab Name: MITKEM LABORATORIES Contract:

Lab Code: MITKEM Case No.: J1324 Mod. Ref No.: SDG No.: SJ1324

Matrix: (SOIL/SED/WATER) WATER Lab Sample ID: J1324-09A

Sample wt/vol: 5.00 (g/mL) ML Lab File ID: V2L7108.D

Level: (TRACE/LOW/MED) LOW Date Received: 06/26/2010

% Moisture: not dec. Date Analyzed: 06/30/2010

GC Column: DB-624 ID: 0.25 (mm) Dilution Factor: 1.0

Soil Extract Volume: (uL) Soil Aliquot Volume: (uL)

Purge Volume: 5.0 (mL)

CAS NO.	COMPOUND	CONCENTRATION UNITS: (ug/L or ug/Kg) µG/L	Q
74-87-3	Chloromethane	5.0	U
75-01-4	Vinyl chloride	5.0	U
74-83-9	Bromomethane	5.0	U
75-00-3	Chloroethane	5.0	U
75-69-4	Trichlorofluoromethane	5.0	U
75-35-4	1,1-Dichloroethene	5.0	U
67-64-1	Acetone	5.0	U
75-15-0	Carbon disulfide	5.0	U
75-09-2	Methylene chloride	5.0	U
156-60-5	trans-1,2-Dichloroethene	5.0	U
1634-04-4	Methyl tert-butyl ether	5.0	U
75-34-3	1,1-Dichloroethane	5.0	U
108-05-4	Vinyl acetate	5.0	U
78-93-3	2-Butanone	5.0	U
156-59-2	cis-1,2-Dichloroethene	5.0	U
67-66-3	Chloroform	5.0	U
71-55-6	1,1,1-Trichloroethane	5.0	U
56-23-5	Carbon tetrachloride	5.0	U
107-06-2	1,2-Dichloroethane	5.0	U
71-43-2	Benzene	5.0	U
79-01-6	Trichloroethene	5.0	U
78-87-5	1,2-Dichloropropane	5.0	U
75-27-4	Bromodichloromethane	5.0	U
10061-01-5	cis-1,3-Dichloropropene	5.0	U
108-10-1	4-Methyl-2-pentanone	5.0	U
108-88-3	Toluene	5.0	U
10061-02-6	trans-1,3-Dichloropropene	5.0	U
79-00-5	1,1,2-Trichloroethane	5.0	U
127-18-4	Tetrachloroethene	5.0	U
591-78-6	2-Hexanone	5.0	U
124-48-1	Dibromochloromethane	5.0	U
108-90-7	Chlorobenzene	5.0	U
100-41-4	Ethylbenzene	5.0	U
1330-20-7	m,p-Xylene	5.0	U
95-47-6	o-Xylene	5.0	U

EAC 8/6/10

1B - FORM I VOA-2

VOLATILE ORGANICS ANALYSIS DATA SHEET

CLIENT SAMPLE NO.

690-TRIPBLANK-O

Lab Name: MITKEM LABORATORIES Contract:

Lab Code: MITKEM Case No.: J1324 Mod. Ref No.: SDG No.: SJ1324

Matrix: (SOIL/SED/WATER) WATER Lab Sample ID: J1324-09A

Sample wt/vol: 5.00 (g/mL) ML Lab File ID: V2L7108.D

Level: (TRACE/LOW/MED) LOW Date Received: 06/26/2010

% Moisture: not dec. Date Analyzed: 06/30/2010

GC Column: DB-624 ID: 0.25 (mm) Dilution Factor: 1.0

Soil Extract Volume: (uL) Soil Aliquot Volume: (uL)

Purge Volume: 5.0 (mL)

CAS NO.	COMPOUND	CONCENTRATION UNITS: (ug/L or ug/Kg) µG/L	Q
1330-20-7	Xylene (Total)	5.0	U
100-42-5	Styrene	5.0	U
75-25-2	Bromoform	5.0	U
98-82-8	Isopropylbenzene	5.0	U
79-34-5	1,1,2,2-Tetrachloroethane	5.0	U
103-65-1	n-Propylbenzene	5.0	U
108-67-8	1,3,5-Trimethylbenzene	5.0	U
98-06-6	tert-Butylbenzene	5.0	U
95-63-6	1,2,4-Trimethylbenzene	5.0	U
135-98-8	sec-Butylbenzene	5.0	U
99-87-6	4-Isopropyltoluene	5.0	U
541-73-1	1,3-Dichlorobenzene	5.0	U
106-46-7	1,4-Dichlorobenzene	5.0	U
104-51-8	n-Butylbenzene	5.0	U
95-50-1	1,2-Dichlorobenzene	5.0	U
91-20-3	Naphthalene	5.0	U
110-75-8	2-Chloroethyl vinyl ether	5.0	U

EGC
8/6/10

1J - FORM I VOA-TIC

VOLATILE ORGANICS ANALYSIS DATA SHEET

TENTATIVELY IDENTIFIED COMPOUNDS

CLIENT SAMPLE NO.

690-TRIPBLANK-O

Lab Name: MITKEM LABORATORIES Contract:

Lab Code: MITKEM Case No.: J1324 Mod. Ref No.: SDG No.: SJ1324

Matrix: (SOIL/SED/WATER) WATER Lab Sample ID: J1324-09A

Sample wt/vol: 5.00 (g/mL) ML Lab File ID: V2L7108.D

Level: (TRACE or LOW/MED) LOW Date Received: 06/26/2010

% Moisture: not dec. Date Analyzed: 06/30/2010

GC Column: DB-624 ID: 0.25 (mm) Dilution Factor: 1.0

Soil Extract Volume: (uL) Soil Aliquot Volume: (uL)

CONCENTRATION UNITS: (ug/L or ug/Kg) µG/L Purge Volume: 5.0 (mL)

CAS NUMBER	COMPOUND NAME	RT	EST. CONC.	Q
E966796[1]	Total Alkanes	N/A		

[1] EPA-designated Registry Number.

1A - FORM I VOA-1

VOLATILE ORGANICS ANALYSIS DATA SHEET

CLIENT SAMPLE NO.

690-FIELDBLANK-O

Lab Name: MITKEM LABORATORIES Contract:

Lab Code: MITKEM Case No.: J1324 Mod. Ref No.: SDG No.: SJ1324

Matrix: (SOIL/SED/WATER) WATER Lab Sample ID: J1324-10A

Sample wt/vol: 5.00 (g/mL) ML Lab File ID: V2L7111.D

Level: (TRACE/LOW/MED) LOW Date Received: 06/26/2010

% Moisture: not dec. Date Analyzed: 06/30/2010

GC Column: DB-624 ID: 0.25 (mm) Dilution Factor: 1.0

Soil Extract Volume: (uL) Soil Aliquot Volume: (uL)

Purge Volume: 5.0 (mL)

CAS NO.	COMPOUND	CONCENTRATION UNITS: (ug/L or ug/Kg) µG/L	Q
74-87-3	Chloromethane	5.0	U
75-01-4	Vinyl chloride	5.0	U
74-83-9	Bromomethane	5.0	U
75-00-3	Chloroethane	5.0	U
75-69-4	Trichlorofluoromethane	5.0	U
75-35-4	1,1-Dichloroethene	5.0	U
67-64-1	Acetone	5.0	U
75-15-0	Carbon disulfide	5.0	U
75-09-2	Methylene chloride	5.0	U
156-60-5	trans-1,2-Dichloroethene	5.0	U
1634-04-4	Methyl tert-butyl ether	5.0	U
75-34-3	1,1-Dichloroethane	5.0	U
108-05-4	Vinyl acetate	5.0	U
78-93-3	2-Butanone	5.0	U
156-59-2	cis-1,2-Dichloroethene	5.0	U
67-66-3	Chloroform	5.0	U
71-55-6	1,1,1-Trichloroethane	5.0	U
56-23-5	Carbon tetrachloride	5.0	U
107-06-2	1,2-Dichloroethane	5.0	U
71-43-2	Benzene	5.0	U
79-01-6	Trichloroethene	5.0	U
78-87-5	1,2-Dichloropropane	5.0	U
75-27-4	Bromodichloromethane	5.0	U
10061-01-5	cis-1,3-Dichloropropene	5.0	U
108-10-1	4-Methyl-2-pentanone	5.0	U
108-88-3	Toluene	5.0	U
10061-02-6	trans-1,3-Dichloropropene	5.0	U
79-00-5	1,1,2-Trichloroethane	5.0	U
127-18-4	Tetrachloroethene	5.0	U
591-78-6	2-Hexanone	5.0	U
124-48-1	Dibromochloromethane	5.0	U
108-90-7	Chlorobenzene	5.0	U
100-41-4	Ethylbenzene	5.0	U
1330-20-7	m,p-Xylene	5.0	U
95-47-6	o-Xylene	5.0	U

EGL 8/6/10

1B - FORM I VOA-2

VOLATILE ORGANICS ANALYSIS DATA SHEET

CLIENT SAMPLE NO.

690-FIELDBLANK-O

Lab Name: MITKEM LABORATORIES Contract:

Lab Code: MITKEM Case No.: J1324 Mod. Ref No.: SDG No.: SJ1324

Matrix: (SOIL/SED/WATER) WATER Lab Sample ID: J1324-10A

Sample wt/vol: 5.00 (g/mL) ML Lab File ID: V2L7111.D

Level: (TRACE/LOW/MED) LOW Date Received: 06/26/2010

% Moisture: not dec. Date Analyzed: 06/30/2010

GC Column: DB-624 ID: 0.25 (mm) Dilution Factor: 1.0

Soil Extract Volume: (uL) Soil Aliquot Volume: (uL)

Purge Volume: 5.0 (mL)

CAS NO.	COMPOUND	CONCENTRATION UNITS: (ug/L or ug/Kg) µG/L	Q
1330-20-7	Xylene (Total)	5.0	U
100-42-5	Styrene	5.0	U
75-25-2	Bromoform	5.0	U
98-82-8	Isopropylbenzene	5.0	U
79-34-5	1,1,2,2-Tetrachloroethane	5.0	U
103-65-1	n-Propylbenzene	5.0	U
108-67-8	1,3,5-Trimethylbenzene	5.0	U
98-06-6	tert-Butylbenzene	5.0	U
95-63-6	1,2,4-Trimethylbenzene	5.0	U
135-98-8	sec-Butylbenzene	5.0	U
99-87-6	4-Isopropyltoluene	5.0	U
541-73-1	1,3-Dichlorobenzene	5.0	U
106-46-7	1,4-Dichlorobenzene	5.0	U
104-51-8	n-Butylbenzene	5.0	U
95-50-1	1,2-Dichlorobenzene	5.0	U
91-20-3	Naphthalene	5.0	U
110-75-8	2-Chloroethyl vinyl ether	5.0	U

EGL
8/6/10

1J - FORM I VOA-TIC

VOLATILE ORGANICS ANALYSIS DATA SHEET

TENTATIVELY IDENTIFIED COMPOUNDS

CLIENT SAMPLE NO.

690-FIELDBLANK-O

Lab Name: MITKEM LABORATORIES Contract:

Lab Code: MITKEM Case No.: J1324 Mod. Ref No.: SDG No.: SJ1324

Matrix: (SOIL/SED/WATER) WATER Lab Sample ID: J1324-10A

Sample wt/vol: 5.00 (g/mL) ML Lab File ID: V2L7111.D

Level: (TRACE or LOW/MED) LOW Date Received: 06/26/2010

% Moisture: not dec. Date Analyzed: 06/30/2010

GC Column: DB-624 ID: 0.25 (mm) Dilution Factor: 1.0

Soil Extract Volume: (uL) Soil Aliquot Volume: (uL)

CONCENTRATION UNITS: (ug/L or ug/Kg) µG/L Purge Volume: 5.0 (mL)

CAS NUMBER	COMPOUND NAME	RT	EST. CONC.	Q
E966796[1]	Total Alkanes	N/A		

[1] EPA-designated Registry Number.

1A - FORM I VOA-1

VOLATILE ORGANICS ANALYSIS DATA SHEET

CLIENT SAMPLE NO.

690-SB-65(4.0'-5.5')-D

Lab Name: MITKEM LABORATORIES Contract:

Lab Code: MITKEM Case No.: J1324 Mod. Ref No.: SDG No.: SJ1324

Matrix: (SOIL/SED/WATER) SOIL Lab Sample ID: J1324-11B

Sample wt/vol: 5.10 (g/mL) G Lab File ID: V1L5021.D

Level: (TRACE/LOW/MED) LOW Date Received: 06/26/2010

% Moisture: not dec. 15 Date Analyzed: 07/07/2010

GC Column: DB-624 ID: 0.25 (mm) Dilution Factor: 1.0

Soil Extract Volume: (uL) Soil Aliquot Volume: (uL)

Purge Volume: 10.0 (mL)

CAS NO.	COMPOUND	CONCENTRATION UNITS: (ug/L or ug/Kg) µG/KG	Q
74-87-3	Chloromethane	5.8	U
75-01-4	Vinyl chloride	5.8	U
74-83-9	Bromomethane	5.8	U
75-00-3	Chloroethane	5.8	U
75-69-4	Trichlorofluoromethane	5.8	U
75-35-4	1,1-Dichloroethene	5.8	UJ
67-64-1	Acetone	5.8	U
75-15-0	Carbon disulfide	5.8	U
75-09-2	Methylene chloride	5.8	U
156-60-5	trans-1,2-Dichloroethene	5.8	U
1634-04-4	Methyl tert-butyl ether	5.8	U
75-34-3	1,1-Dichloroethane	5.8	U
108-05-4	Vinyl acetate	5.8	U
78-93-3	2-Butanone	5.8	U
156-59-2	cis-1,2-Dichloroethene	5.8	U
67-66-3	Chloroform	5.8	U
71-55-6	1,1,1-Trichloroethane	5.8	U
56-23-5	Carbon tetrachloride	5.8	U
107-06-2	1,2-Dichloroethane	5.8	U
71-43-2	Benzene	5.8	U
79-01-6	Trichloroethene	5.8	U
78-87-5	1,2-Dichloropropane	5.8	U
75-27-4	Bromodichloromethane	5.8	U
10061-01-5	cis-1,3-Dichloropropene	5.8	U
108-10-1	4-Methyl-2-pentanone	5.8	U
108-88-3	Toluene	5.8	U
10061-02-6	trans-1,3-Dichloropropene	5.8	U
79-00-5	1,1,2-Trichloroethane	5.8	U
127-18-4	Tetrachloroethene	5.8	U
591-78-6	2-Hexanone	5.8	U
124-48-1	Dibromochloromethane	5.8	U
108-90-7	Chlorobenzene	5.8	U
100-41-4	Ethylbenzene	5.8	U
1330-20-7	m,p-Xylene	5.8	U
95-47-6	o-Xylene	5.8	U

EGC 8/6/10

6851

1B - FORM I VOA-2

VOLATILE ORGANICS ANALYSIS DATA SHEET

CLIENT SAMPLE NO.

690-SB-65(4.0'-5.5')-D

Lab Name: MITKEM LABORATORIES Contract:

Lab Code: MITKEM Case No.: J1324 Mod. Ref No.: SDG No.: SJ1324

Matrix: (SOIL/SED/WATER) SOIL Lab Sample ID: J1324-11B

Sample wt/vol: 5.10 (g/mL) G Lab File ID: V1L5021.D

Level: (TRACE/LOW/MED) LOW Date Received: 06/26/2010

% Moisture: not dec. 15 Date Analyzed: 07/07/2010

GC Column: DB-624 ID: 0.25 (mm) Dilution Factor: 1.0

Soil Extract Volume: (uL) Soil Aliquot Volume: (uL)

Purge Volume: 10.0 (mL)

CAS NO.	COMPOUND	CONCENTRATION UNITS: (ug/L or ug/Kg) µG/KG	Q
1330-20-7	Xylene (Total)	5.8	U
100-42-5	Styrene	5.8	U
75-25-2	Bromoform	5.8	U J
98-82-8	Isopropylbenzene	5.8	U
79-34-5	1,1,2,2-Tetrachloroethane	5.8	U
103-65-1	n-Propylbenzene	5.8	U
108-67-8	1,3,5-Trimethylbenzene	5.8	U
98-06-6	tert-Butylbenzene	5.8	U
95-63-6	1,2,4-Trimethylbenzene	5.8	U
135-98-8	sec-Butylbenzene	5.8	U
99-87-6	4-Isopropyltoluene	5.8	U
541-73-1	1,3-Dichlorobenzene	5.8	U
106-46-7	1,4-Dichlorobenzene	5.8	U
104-51-8	n-Butylbenzene	5.8	U
95-50-1	1,2-Dichlorobenzene	5.8	U
91-20-3	Naphthalene	5.8	U
110-75-8	2-Chloroethyl vinyl ether	5.8	U J

EGL 8/6/10

1J - FORM I VOA-TIC

VOLATILE ORGANICS ANALYSIS DATA SHEET

TENTATIVELY IDENTIFIED COMPOUNDS

CLIENT SAMPLE NO.

690-SB-65(4.0'-5.5')-D

Lab Name: MITKEM LABORATORIES Contract:

Lab Code: MITKEM Case No.: J1324 Mod. Ref No.: SDG No.: SJ1324

Matrix: (SOIL/SED/WATER) SOIL Lab Sample ID: J1324-11B

Sample wt/vol: 5.10 (g/mL) G Lab File ID: V1L5021.D

Level: (TRACE or LOW/MED) LOW Date Received: 06/26/2010

% Moisture: not dec. 15 Date Analyzed: 07/07/2010

GC Column: DB-624 ID: 0.25 (mm) Dilution Factor: 1.0

Soil Extract Volume: (uL) Soil Aliquot Volume: (uL)

CONCENTRATION UNITS: (ug/L or ug/Kg) µG/KG Purge Volume: 10.0 (mL)

CAS NUMBER	COMPOUND NAME	RT	EST. CONC.	Q
E966796[1]	Total Alkanes	N/A		

[1] EPA-designated Registry Number.

1D - FORM I SV-1

SEMIVOLATILE ORGANICS ANALYSIS DATA SHEET

CLIENT SAMPLE NO.

690-SG-1-O

Lab Name: MITKEM LABORATORIES Contract:

Lab Code: MITKEM Case No.: J1324 Mod. Ref No.: SDG No.: SJ1324

Matrix: (SOIL/SED/WATER) WATER Lab Sample ID: J1324-01B

Sample wt/vol: 1000 (g/mL) ML Lab File ID: S3G6363.D

Level: (LOW/MED) LOW Extraction: (Type) CONT

% Moisture: Decanted: (Y/N) Date Received: 06/26/2010

Concentrated Extract Volume: 1000 (uL) Date Extracted: 06/29/2010

Injection Volume: 1.0 (uL) GPC Factor: 1.00 Date Analyzed: 07/03/2010

GPC Cleanup: (Y/N) N pH: Dilution Factor: 1.0

CAS NO.	COMPOUND	CONCENTRATION UNITS: (ug/L or ug/Kg) µG/L	Q
108-95-2	Phenol	10	U
111-44-4	Bis(2-chloroethyl)ether	10	U
95-57-8	2-Chlorophenol	10	U
541-73-1	1,3-Dichlorobenzene	10	U
106-46-7	1,4-Dichlorobenzene	10	U
95-50-1	1,2-Dichlorobenzene	10	U
95-48-7	2-Methylphenol	10	U
108-60-1	2,2´-oxybis(1-Chloropropane)	10	U
106-44-5	4-Methylphenol	10	U
621-64-7	N-Nitroso-di-n-propylamine	10	U
67-72-1	Hexachloroethane	10	U
98-95-3	Nitrobenzene	10	U
78-59-1	Isophorone	10	U
88-75-5	2-Nitrophenol	10	U
105-67-9	2,4-Dimethylphenol	10	U
120-83-2	2,4-Dichlorophenol	10	U
120-82-1	1,2,4-Trichlorobenzene	10	U
91-20-3	Naphthalene	10	U
106-47-8	4-Chloroaniline	10	U
111-91-1	Bis(2-chloroethoxy)methane	10	U
87-68-3	Hexachlorobutadiene	10	U
59-50-7	4-Chloro-3-methylphenol	10	U
91-57-6	2-Methylnaphthalene	10	U
77-47-4	Hexachlorocyclopentadiene	10	U
88-06-2	2,4,6-Trichlorophenol	10	U
95-95-4	2,4,5-Trichlorophenol	20	U
91-58-7	2-Chloronaphthalene	10	U
88-74-4	2-Nitroaniline	20	U
131-11-3	Dimethylphthalate	10	U
208-96-8	Acenaphthylene	10	U
606-20-2	2,6-Dinitrotoluene	10	U
99-09-2	3-Nitroaniline	20	U
83-32-9	Acenaphthene	10	U
51-28-5	2,4-Dinitrophenol	20	UJ
100-02-7	4-Nitrophenol	20	U
132-64-9	Dibenzofuran	10	U

EGL 8/6/10

1E - FORM I SV-2

SEMIVOLATILE ORGANICS ANALYSIS DATA SHEET

CLIENT SAMPLE NO.

690-SG-1-O

Lab Name: MITKEM LABORATORIES Contract:

Lab Code: MITKEM Case No.: J1324 Mod. Ref No.: SDG No.: SJ1324

Matrix: (SOIL/SED/WATER) WATER Lab Sample ID: J1324-01B

Sample wt/vol: 1000 (g/mL) ML Lab File ID: S3G6363.D

Level: (LOW/MED) LOW Extraction: (Type) CONT

% Moisture: Decanted: (Y/N) Date Received: 06/26/2010

Concentrated Extract Volume: 1000 (uL) Date Extracted: 06/29/2010

Injection Volume: 1.0 (uL) GPC Factor: 1.00 Date Analyzed: 07/03/2010

GPC Cleanup: (Y/N) N pH: Dilution Factor: 1.0

CAS NO.	COMPOUND	CONCENTRATION UNITS: (ug/L or ug/Kg) µG/L	Q
121-14-2	2,4-Dinitrotoluene	10	U
84-66-2	Diethylphthalate	10	U
7005-72-3	4-Chlorophenyl-phenylether	10	U
86-73-7	Fluorene	10	U
100-01-6	4-Nitroaniline	20	U
534-52-1	4,6-Dinitro-2-methylphenol	20	U
86-30-6	N-Nitrosodiphenylamine	10	U
101-55-3	4-Bromophenyl-phenylether	10	U
118-74-1	Hexachlorobenzene	10	U
87-86-5	Pentachlorophenol	20	U
85-01-8	Phenanthrene	10	U
120-12-7	Anthracene	10	U
86-74-8	Carbazole	10	U
84-74-2	Di-n-butylphthalate	10	U
206-44-0	Fluoranthene	10	U
129-00-0	Pyrene	10	U
85-68-7	Butylbenzylphthalate	10	U
91-94-1	3,3'-Dichlorobenzidine	10	UJ
56-55-3	Benzo(a)anthracene	10	U
218-01-9	Chrysene	10	U
117-81-7	Bis(2-ethylhexyl)phthalate	10	U
117-84-0	Di-n-octylphthalate	10	U
205-99-2	Benzo(b)fluoranthene	10	U
207-08-9	Benzo(k)fluoranthene	10	U
50-32-8	Benzo(a)pyrene	10	U
193-39-5	Indeno(1,2,3-cd)pyrene	10	U
53-70-3	Dibenzo(a,h)anthracene	10	U
191-24-2	Benzo(g,h,i)perylene	10	U

EGL
8/6/10

1K - FORM I SV-TIC

SEMIVOLATILE ORGANICS ANALYSIS DATA SHEET

TENTATIVELY IDENTIFIED COMPOUNDS

CLIENT SAMPLE NO.

690-SG-1-O

Lab Name: MITKEM LABORATORIES Contract:

Lab Code: MITKEM Case No.: J1324 Mod. Ref No.: SDG No.: SJ1324

Matrix: (SOIL/SED/WATER) WATER Lab Sample ID: J1324-01B

Sample wt/vol: 1000 (g/mL) ML Lab File ID: S3G6363.D

Level: (TRACE or LOW/MED) LOW Extraction: (Type) CONT

% Moisture: Decanted: (Y/N) Date Received: 06/26/2010

Concentrated Extract Volume: 1000 (uL) Date Extracted: 06/29/2010

Injection Volume: 1.0 (uL) GPC Factor: 1.00 Date Analyzed: 07/03/2010

GPC Cleanup: (Y/N) N pH: Dilution Factor: 1.0

CONCENTRATION UNITS: (ug/L or ug/Kg) µG/L

	CAS NUMBER	COMPOUND NAME	RT	EST. CONC.	Q
01		Unknown-01	2.784	5.2	J
02	57-10-3	n-Hexadecanoic acid	8.478	7.6	NJ
	E96679€ [2]	Total Alkanes	N/A		

[2] EPA-designated Registry Number.

1D - FORM I SV-1

SEMIVOLATILE ORGANICS ANALYSIS DATA SHEET

CLIENT SAMPLE NO.

690-SG-4-O

Lab Name: MITKEM LABORATORIES Contract:

Lab Code: MITKEM Case No.: J1324 Mod. Ref No.: SDG No.: SJ1324

Matrix: (SOIL/SED/WATER) WATER Lab Sample ID: J1324-02B

Sample wt/vol: 1000 (g/mL) ML Lab File ID: S3G6364.D

Level: (LOW/MED) LOW Extraction: (Type) CONT

% Moisture: Decanted: (Y/N) Date Received: 06/26/2010

Concentrated Extract Volume: 1000 (uL) Date Extracted: 06/29/2010

Injection Volume: 1.0 (uL) GPC Factor: 1.00 Date Analyzed: 07/03/2010

GPC Cleanup: (Y/N) N pH: Dilution Factor: 1.0

CAS NO.	COMPOUND	CONCENTRATION UNITS: (ug/L or ug/Kg) µG/L	Q
108-95-2	Phenol	10	UJ
111-44-4	Bis(2-chloroethyl)ether	10	U
95-57-8	2-Chlorophenol	10	U
541-73-1	1,3-Dichlorobenzene	10	U
106-46-7	1,4-Dichlorobenzene	10	U
95-50-1	1,2-Dichlorobenzene	10	U
95-48-7	2-Methylphenol	10	U
108-60-1	2,2´-oxybis(1-Chloropropane)	10	U
106-44-5	4-Methylphenol	10	U
621-64-7	N-Nitroso-di-n-propylamine	10	U
67-72-1	Hexachloroethane	10	U
98-95-3	Nitrobenzene	10	U
78-59-1	Isophorone	10	U
88-75-5	2-Nitrophenol	10	U
105-67-9	2,4-Dimethylphenol	10	U
120-83-2	2,4-Dichlorophenol	10	U
120-82-1	1,2,4-Trichlorobenzene	10	U
91-20-3	Naphthalene	10	U
106-47-8	4-Chloroaniline	10	U
111-91-1	Bis(2-chloroethoxy)methane	10	U
87-68-3	Hexachlorobutadiene	10	U
59-50-7	4-Chloro-3-methylphenol	10	U
91-57-6	2-Methylnaphthalene	10	U
77-47-4	Hexachlorocyclopentadiene	10	U
88-06-2	2,4,6-Trichlorophenol	10	U
95-95-4	2,4,5-Trichlorophenol	20	U
91-58-7	2-Chloronaphthalene	10	U
88-74-4	2-Nitroaniline	20	U
131-11-3	Dimethylphthalate	10	U
208-96-8	Acenaphthylene	10	U
606-20-2	2,6-Dinitrotoluene	10	U
99-09-2	3-Nitroaniline	20	U
83-32-9	Acenaphthene	10	U
51-28-5	2,4-Dinitrophenol	20	UJ
100-02-7	4-Nitrophenol	20	U
132-64-9	Dibenzofuran	10	U

EGL 8/6/10

1E - FORM I SV-2

SEMIVOLATILE ORGANICS ANALYSIS DATA SHEET

CLIENT SAMPLE NO.

690-SG-4-O

Lab Name: MITKEM LABORATORIES Contract:

Lab Code: MITKEM Case No.: J1324 Mod. Ref No.: SDG No.: SJ1324

Matrix: (SOIL/SED/WATER) WATER Lab Sample ID: J1324-02B

Sample wt/vol: 1000 (g/mL) ML Lab File ID: S3G6364.D

Level: (LOW/MED) LOW Extraction: (Type) CONT

% Moisture: Decanted: (Y/N) Date Received: 06/26/2010

Concentrated Extract Volume: 1000 (uL) Date Extracted: 06/29/2010

Injection Volume: 1.0 (uL) GPC Factor: 1.00 Date Analyzed: 07/03/2010

GPC Cleanup: (Y/N) N pH: Dilution Factor: 1.0

CAS NO.	COMPOUND	CONCENTRATION UNITS: (ug/L or ug/Kg) µG/L	Q
121-14-2	2,4-Dinitrotoluene	10	UJ
84-66-2	Diethylphthalate	10	U
7005-72-3	4-Chlorophenyl-phenylether	10	U
86-73-7	Fluorene	10	U
100-01-6	4-Nitroaniline	20	U
534-52-1	4,6-Dinitro-2-methylphenol	20	U
86-30-6	N-Nitrosodiphenylamine	10	U
101-55-3	4-Bromophenyl-phenylether	10	U
118-74-1	Hexachlorobenzene	10	U
87-86-5	Pentachlorophenol	20	U
85-01-8	Phenanthrene	10	U
120-12-7	Anthracene	10	U
86-74-8	Carbazole	10	U
84-74-2	Di-n-butylphthalate	10	U
206-44-0	Fluoranthene	10	U
129-00-0	Pyrene	10	U
85-68-7	Butylbenzylphthalate	10	U
91-94-1	3,3´-Dichlorobenzidine	10	U
56-55-3	Benzo(a)anthracene	10	U
218-01-9	Chrysene	10	U
117-81-7	Bis(2-ethylhexyl)phthalate	10	U
117-84-0	Di-n-octylphthalate	10	U
205-99-2	Benzo(b)fluoranthene	10	U
207-08-9	Benzo(k)fluoranthene	10	U
50-32-8	Benzo(a)pyrene	10	U
193-39-5	Indeno(1,2,3-cd)pyrene	10	U
53-70-3	Dibenzo(a,h)anthracene	10	U
191-24-2	Benzo(g,h,i)perylene	10	U

EGL
8/6/10

1K - FORM I SV-TIC

SEMIVOLATILE ORGANICS ANALYSIS DATA SHEET

TENTATIVELY IDENTIFIED COMPOUNDS

CLIENT SAMPLE NO.

690-SG-4-O

Lab Name: MITKEM LABORATORIES Contract:

Lab Code: MITKEM Case No.: J1324 Mod. Ref No.: SDG No.: SJ1324

Matrix: (SOIL/SED/WATER) WATER Lab Sample ID: J1324-02B

Sample wt/vol: 1000 (g/mL) ML Lab File ID: S3G6364.D

Level: (TRACE or LOW/MED) LOW Extraction: (Type) CONT

% Moisture: Decanted: (Y/N) Date Received: 06/26/2010

Concentrated Extract Volume: 1000 (uL) Date Extracted: 06/29/2010

Injection Volume: 1.0 (uL) GPC Factor: 1.00 Date Analyzed: 07/03/2010

GPC Cleanup: (Y/N) N pH: Dilution Factor: 1.0

CONCENTRATION UNITS: (ug/L or ug/Kg) µG/L

CAS NUMBER	COMPOUND NAME	RT	EST. CONC.	Q
E96679E[2]	Total Alkanes	N/A		

[2] EPA-designated Registry Number.

1D - FORM I SV-1

SEMIVOLATILE ORGANICS ANALYSIS DATA SHEET

CLIENT SAMPLE NO.
690-SG-2
(4.0'-7.9')-O

Lab Name: MITKEM LABORATORIES Contract:

Lab Code: MITKEM Case No.: J1324 Mod. Ref No.: SDG No.: SJ1324

Matrix: (SOIL/SED/WATER) SOIL Lab Sample ID: J1324-03A

Sample wt/vol: 30.2 (g/mL) G Lab File ID: S3G6399.D

Level: (LOW/MED) LOW Extraction: (Type) SONC

% Moisture: 19 Decanted: (Y/N) N Date Received: 06/26/2010

Concentrated Extract Volume: 1000 (uL) Date Extracted: 06/29/2010

Injection Volume: 1.0 (uL) GPC Factor: 1.00 Date Analyzed: 07/05/2010

GPC Cleanup: (Y/N) N pH: Dilution Factor: 1.0

CAS NO.	COMPOUND	CONCENTRATION UNITS: (ug/L or ug/Kg) µG/KG	Q
108-95-2	Phenol	400	U
111-44-4	Bis(2-chloroethyl)ether	400	U
95-57-8	2-Chlorophenol	400	U
541-73-1	1,3-Dichlorobenzene	400	U
106-46-7	1,4-Dichlorobenzene	400	U
95-50-1	1,2-Dichlorobenzene	400	U
95-48-7	2-Methylphenol	400	U
108-60-1	2,2´-oxybis(1-Chloropropane)	400	U
106-44-5	4-Methylphenol	400	U
621-64-7	N-Nitroso-di-n-propylamine	400	U
67-72-1	Hexachloroethane	400	U
98-95-3	Nitrobenzene	400	U
78-59-1	Isophorone	400	U
88-75-5	2-Nitrophenol	400	U
105-67-9	2,4-Dimethylphenol	400	U
120-83-2	2,4-Dichlorophenol	400	U
120-82-1	1,2,4-Trichlorobenzene	400	U
91-20-3	Naphthalene	400	U
106-47-8	4-Chloroaniline	400	U
111-91-1	Bis(2-chloroethoxy)methane	400	U
87-68-3	Hexachlorobutadiene	400	U
59-50-7	4-Chloro-3-methylphenol	400	U
91-57-6	2-Methylnaphthalene	400	U
77-47-4	Hexachlorocyclopentadiene	400	U
88-06-2	2,4,6-Trichlorophenol	400	U
95-95-4	2,4,5-Trichlorophenol	820	U
91-58-7	2-Chloronaphthalene	400	U
88-74-4	2-Nitroaniline	820	U
131-11-3	Dimethylphthalate	400	U
208-96-8	Acenaphthylene	400	U
606-20-2	2,6-Dinitrotoluene	400	U
99-09-2	3-Nitroaniline	820	U
83-32-9	Acenaphthene	400	U
51-28-5	2,4-Dinitrophenol	820	U
100-02-7	4-Nitrophenol	820	U
132-64-9	Dibenzofuran	400	U

EGL
8/16/10

1E - FORM I SV-2

SEMIVOLATILE ORGANICS ANALYSIS DATA SHEET

CLIENT SAMPLE NO.

690-SG-2
(4.0'-7.9')-O

Lab Name: MITKEM LABORATORIES Contract:

Lab Code: MITKEM Case No.: J1324 Mod. Ref No.: SDG No.: SJ1324

Matrix: (SOIL/SED/WATER) SOIL Lab Sample ID: J1324-03A

Sample wt/vol: 30.2 (g/mL) G Lab File ID: S3G6399.D

Level: (LOW/MED) LOW Extraction: (Type) SONC

% Moisture: 19 Decanted: (Y/N) N Date Received: 06/26/2010

Concentrated Extract Volume: 1000 (uL) Date Extracted: 06/29/2010

Injection Volume: 1.0 (uL) GPC Factor: 1.00 Date Analyzed: 07/05/2010

GPC Cleanup: (Y/N) N pH: Dilution Factor: 1.0

CAS NO.	COMPOUND	CONCENTRATION UNITS: (ug/L or ug/Kg) µG/KG	Q
121-14-2	2,4-Dinitrotoluene	400	U
84-66-2	Diethylphthalate	400	U
7005-72-3	4-Chlorophenyl-phenylether	400	U
86-73-7	Fluorene	400	U
100-01-6	4-Nitroaniline	820	U
534-52-1	4,6-Dinitro-2-methylphenol	820	U
86-30-6	N-Nitrosodiphenylamine	400	U
101-55-3	4-Bromophenyl-phenylether	400	U
118-74-1	Hexachlorobenzene	400	U
87-86-5	Pentachlorophenol	820	U
85-01-8	Phenanthrene	400	U
120-12-7	Anthracene	400	U
86-74-8	Carbazole	400	U
84-74-2	Di-n-butylphthalate	400	U
206-44-0	Fluoranthene	400	U
129-00-0	Pyrene	400	U
85-68-7	Butylbenzylphthalate	400	U
91-94-1	3,3´-Dichlorobenzidine	400	U
56-55-3	Benzo(a)anthracene	400	U
218-01-9	Chrysene	400	U
117-81-7	Bis(2-ethylhexyl)phthalate	400	U
117-84-0	Di-n-octylphthalate	400	U
205-99-2	Benzo(b)fluoranthene	400	U
207-08-9	Benzo(k)fluoranthene	400	U
50-32-8	Benzo(a)pyrene	400	U
193-39-5	Indeno(1,2,3-cd)pyrene	400	U
53-70-3	Dibenzo(a,h)anthracene	400	U
191-24-2	Benzo(g,h,i)perylene	400	U

EGL
8/6/10

1K - FORM I SV-TIC

SEMIVOLATILE ORGANICS ANALYSIS DATA SHEET

TENTATIVELY IDENTIFIED COMPOUNDS

CLIENT SAMPLE NO.

690-SG-2
(4.0'-7.9')-O

Lab Name: MITKEM LABORATORIES Contract:

Lab Code: MITKEM Case No.: J1324 Mod. Ref No.: SDG No.: SJ1324

Matrix: (SOIL/SED/WATER) SOIL Lab Sample ID: J1324-03A

Sample wt/vol: 30.2 (g/mL) G Lab File ID: S3G6399.D

Level: (TRACE or LOW/MED) LOW Extraction: (Type) SONC

% Moisture: 19 Decanted: (Y/N) N Date Received: 06/26/2010

Concentrated Extract Volume: 1000 (uL) Date Extracted: 06/29/2010

Injection Volume: 1.0 (uL) GPC Factor: 1.00 Date Analyzed: 07/05/2010

GPC Cleanup: (Y/N) N pH: Dilution Factor: 1.0

CONCENTRATION UNITS: (ug/L or ug/Kg) µG/KG

CAS NUMBER	COMPOUND NAME	RT	EST. CONC.	Q
E96679€[2]	Total Alkanes	N/A		

[2]EPA-designated Registry Number.

1D - FORM I SV-1

SEMIVOLATILE ORGANICS ANALYSIS DATA SHEET

CLIENT SAMPLE NO.

690-SB-64(6.5'-8.0')-O

Lab Name: MITKEM LABORATORIES Contract:

Lab Code: MITKEM Case No.: J1324 Mod. Ref No.: SDG No.: SJ1324

Matrix: (SOIL/SED/WATER) SOIL Lab Sample ID: J1324-04A

Sample wt/vol: 30.3 (g/mL) G Lab File ID: S3G6400.D

Level: (LOW/MED) LOW Extraction: (Type) SONC

% Moisture: 12 Decanted: (Y/N) N Date Received: 06/26/2010

Concentrated Extract Volume: 1000 (uL) Date Extracted: 06/29/2010

Injection Volume: 1.0 (uL) GPC Factor: 1.00 Date Analyzed: 07/05/2010

GPC Cleanup: (Y/N) N pH: Dilution Factor: 1.0

CAS NO.	COMPOUND	CONCENTRATION UNITS: (ug/L or ug/Kg) µG/KG	Q
108-95-2	Phenol	370	U
111-44-4	Bis(2-chloroethyl)ether	370	U
95-57-8	2-Chlorophenol	370	U
541-73-1	1,3-Dichlorobenzene	370	U
106-46-7	1,4-Dichlorobenzene	370	U
95-50-1	1,2-Dichlorobenzene	370	U
95-48-7	2-Methylphenol	370	U
108-60-1	2,2´-oxybis(1-Chloropropane)	370	U
106-44-5	4-Methylphenol	370	U
621-64-7	N-Nitroso-di-n-propylamine	370	U
67-72-1	Hexachloroethane	370	U
98-95-3	Nitrobenzene	370	U
78-59-1	Isophorone	370	U
88-75-5	2-Nitrophenol	370	U
105-67-9	2,4-Dimethylphenol	370	U
120-83-2	2,4-Dichlorophenol	370	U
120-82-1	1,2,4-Trichlorobenzene	370	U
91-20-3	Naphthalene	370	U
106-47-8	4-Chloroaniline	370	U
111-91-1	Bis(2-chloroethoxy)methane	370	U
87-68-3	Hexachlorobutadiene	370	U
59-50-7	4-Chloro-3-methylphenol	370	U
91-57-6	2-Methylnaphthalene	370	U
77-47-4	Hexachlorocyclopentadiene	370	U
88-06-2	2,4,6-Trichlorophenol	370	U
95-95-4	2,4,5-Trichlorophenol	750	U
91-58-7	2-Chloronaphthalene	370	U
88-74-4	2-Nitroaniline	750	U
131-11-3	Dimethylphthalate	370	U
208-96-8	Acenaphthylene	370	U
606-20-2	2,6-Dinitrotoluene	370	U
99-09-2	3-Nitroaniline	750	U
83-32-9	Acenaphthene	370	U
51-28-5	2,4-Dinitrophenol	750	U
100-02-7	4-Nitrophenol	750	U
132-64-9	Dibenzofuran	370	U

EGL 8/6/10

1E - FORM I SV-2

SEMIVOLATILE ORGANICS ANALYSIS DATA SHEET

CLIENT SAMPLE NO.

690-SB-64(6.5'-8.0')-O

Lab Name: MITKEM LABORATORIES Contract:

Lab Code: MITKEM Case No.: J1324 Mod. Ref No.: SDG No.: SJ1324

Matrix: (SOIL/SED/WATER) SOIL Lab Sample ID: J1324-04A

Sample wt/vol: 30.3 (g/mL) G Lab File ID: S3G6400.D

Level: (LOW/MED) LOW Extraction: (Type) SONC

% Moisture: 12 Decanted: (Y/N) N Date Received: 06/26/2010

Concentrated Extract Volume: 1000 (uL) Date Extracted: 06/29/2010

Injection Volume: 1.0 (uL) GPC Factor: 1.00 Date Analyzed: 07/05/2010

GPC Cleanup: (Y/N) N pH: Dilution Factor: 1.0

CAS NO.	COMPOUND	CONCENTRATION UNITS: (ug/L or ug/Kg) µG/KG	Q
121-14-2	2,4-Dinitrotoluene	370	U
84-66-2	Diethylphthalate	370	U
7005-72-3	4-Chlorophenyl-phenylether	370	U
86-73-7	Fluorene	370	U
100-01-6	4-Nitroaniline	750	U
534-52-1	4,6-Dinitro-2-methylphenol	750	U
86-30-6	N-Nitrosodiphenylamine	370	U
101-55-3	4-Bromophenyl-phenylether	370	U
118-74-1	Hexachlorobenzene	370	U
87-86-5	Pentachlorophenol	750	U
85-01-8	Phenanthrene	370	U
120-12-7	Anthracene	370	U
86-74-8	Carbazole	370	U
84-74-2	Di-n-butylphthalate	370	U
206-44-0	Fluoranthene	370	U
129-00-0	Pyrene	370	U
85-68-7	Butylbenzylphthalate	370	U
91-94-1	3,3´-Dichlorobenzidine	370	U
56-55-3	Benzo(a)anthracene	370	U
218-01-9	Chrysene	370	U
117-81-7	Bis(2-ethylhexyl)phthalate	370	U
117-84-0	Di-n-octylphthalate	370	U
205-99-2	Benzo(b)fluoranthene	370	U
207-08-9	Benzo(k)fluoranthene	370	U
50-32-8	Benzo(a)pyrene	370	U
193-39-5	Indeno(1,2,3-cd)pyrene	370	U
53-70-3	Dibenzo(a,h)anthracene	370	U
191-24-2	Benzo(g,h,i)perylene	370	U

EGL
8/6/10

1K - FORM I SV-TIC

SEMIVOLATILE ORGANICS ANALYSIS DATA SHEET

TENTATIVELY IDENTIFIED COMPOUNDS

CLIENT SAMPLE NO.

690-SB-64(6.5'-8.0')-O

Lab Name: MITKEM LABORATORIES Contract:

Lab Code: MITKEM Case No.: J1324 Mod. Ref No.: SDG No.: SJ1324

Matrix: (SOIL/SED/WATER) SOIL Lab Sample ID: J1324-04A

Sample wt/vol: 30.3 (g/mL) G Lab File ID: S3G6400.D

Level: (TRACE or LOW/MED) LOW Extraction: (Type) SONC

% Moisture: 12 Decanted: (Y/N) N Date Received: 06/26/2010

Concentrated Extract Volume: 1000 (uL) Date Extracted: 06/29/2010

Injection Volume: 1.0 (uL) GPC Factor: 1.00 Date Analyzed: 07/05/2010

GPC Cleanup: (Y/N) N pH: Dilution Factor: 1.0

CONCENTRATION UNITS: (ug/L or ug/Kg) µG/KG

CAS NUMBER	COMPOUND NAME	RT	EST. CONC.	Q
E96679[2]	Total Alkanes	N/A		

[2] EPA-designated Registry Number.

1D - FORM I SV-1

SEMIVOLATILE ORGANICS ANALYSIS DATA SHEET

CLIENT SAMPLE NO.

690-SB-61(6.3'-8.0')-O

Lab Name: MITKEM LABORATORIES Contract:

Lab Code: MITKEM Case No.: J1324 Mod. Ref No.: SDG No.: SJ1324

Matrix: (SOIL/SED/WATER) SOIL Lab Sample ID: J1324-05A

Sample wt/vol: 30.5 (g/mL) G Lab File ID: S3G6401.D

Level: (LOW/MED) LOW Extraction: (Type) SONC

% Moisture: 10 Decanted: (Y/N) N Date Received: 06/26/2010

Concentrated Extract Volume: 1000 (uL) Date Extracted: 06/29/2010

Injection Volume: 1.0 (uL) GPC Factor: 1.00 Date Analyzed: 07/05/2010

GPC Cleanup: (Y/N) N pH: Dilution Factor: 1.0

CAS NO.	COMPOUND	CONCENTRATION UNITS: (ug/L or ug/Kg) µG/KG	Q
108-95-2	Phenol	360	U
111-44-4	Bis(2-chloroethyl)ether	360	U
95-57-8	2-Chlorophenol	360	U
541-73-1	1,3-Dichlorobenzene	360	U
106-46-7	1,4-Dichlorobenzene	360	U
95-50-1	1,2-Dichlorobenzene	360	U
95-48-7	2-Methylphenol	360	U
108-60-1	2,2´-oxybis(1-Chloropropane)	360	U
106-44-5	4-Methylphenol	360	U
621-64-7	N-Nitroso-di-n-propylamine	360	U
67-72-1	Hexachloroethane	360	U
98-95-3	Nitrobenzene	360	U
78-59-1	Isophorone	360	U
88-75-5	2-Nitrophenol	360	U
105-67-9	2,4-Dimethylphenol	360	U
120-83-2	2,4-Dichlorophenol	360	U
120-82-1	1,2,4-Trichlorobenzene	360	U
91-20-3	Naphthalene	360	U
106-47-8	4-Chloroaniline	360	U
111-91-1	Bis(2-chloroethoxy)methane	360	U
87-68-3	Hexachlorobutadiene	360	U
59-50-7	4-Chloro-3-methylphenol	360	U
91-57-6	2-Methylnaphthalene	360	U
77-47-4	Hexachlorocyclopentadiene	360	U
88-06-2	2,4,6-Trichlorophenol	360	U
95-95-4	2,4,5-Trichlorophenol	730	U
91-58-7	2-Chloronaphthalene	360	U
88-74-4	2-Nitroaniline	730	U
131-11-3	Dimethylphthalate	360	U
208-96-8	Acenaphthylene	360	U
606-20-2	2,6-Dinitrotoluene	360	U
99-09-2	3-Nitroaniline	730	U
83-32-9	Acenaphthene	360	U
51-28-5	2,4-Dinitrophenol	730	U
100-02-7	4-Nitrophenol	730	U
132-64-9	Dibenzofuran	360	U

EGL 8/6/10

1E - FORM I SV-2

SEMIVOLATILE ORGANICS ANALYSIS DATA SHEET

CLIENT SAMPLE NO.

690-SB-61(6.3'-8.0')-O

Lab Name: MITKEM LABORATORIES Contract:

Lab Code: MITKEM Case No.: J1324 Mod. Ref No.: SDG No.: SJ1324

Matrix: (SOIL/SED/WATER) SOIL Lab Sample ID: J1324-05A

Sample wt/vol: 30.5 (g/mL) G Lab File ID: S3G6401.D

Level: (LOW/MED) LOW Extraction: (Type) SONC

% Moisture: 10 Decanted: (Y/N) N Date Received: 06/26/2010

Concentrated Extract Volume: 1000 (uL) Date Extracted: 06/29/2010

Injection Volume: 1.0 (uL) GPC Factor: 1.00 Date Analyzed: 07/05/2010

GPC Cleanup: (Y/N) N pH: Dilution Factor: 1.0

CAS NO.	COMPOUND	CONCENTRATION UNITS: (ug/L or ug/Kg) µG/KG	Q
121-14-2	2,4-Dinitrotoluene	360	U
84-66-2	Diethylphthalate	360	U
7005-72-3	4-Chlorophenyl-phenylether	360	U
86-73-7	Fluorene	360	U
100-01-6	4-Nitroaniline	730	U
534-52-1	4,6-Dinitro-2-methylphenol	730	U
86-30-6	N-Nitrosodiphenylamine	360	U
101-55-3	4-Bromophenyl-phenylether	360	U
118-74-1	Hexachlorobenzene	360	U
87-86-5	Pentachlorophenol	730	U
85-01-8	Phenanthrene	360	U
120-12-7	Anthracene	360	U
86-74-8	Carbazole	360	U
84-74-2	Di-n-butylphthalate	360	U
206-44-0	Fluoranthene	360	U
129-00-0	Pyrene	360	U
85-68-7	Butylbenzylphthalate	360	U
91-94-1	3,3'-Dichlorobenzidine	360	U
56-55-3	Benzo(a)anthracene	360	U
218-01-9	Chrysene	360	U
117-81-7	Bis(2-ethylhexyl)phthalate	360	U
117-84-0	Di-n-octylphthalate	360	U
205-99-2	Benzo(b)fluoranthene	360	U
207-08-9	Benzo(k)fluoranthene	360	U
50-32-8	Benzo(a)pyrene	360	U
193-39-5	Indeno(1,2,3-cd)pyrene	360	U
53-70-3	Dibenzo(a,h)anthracene	360	U
191-24-2	Benzo(g,h,i)perylene	360	U

EGL
8/6/10

1K - FORM I SV-TIC

SEMIVOLATILE ORGANICS ANALYSIS DATA SHEET

TENTATIVELY IDENTIFIED COMPOUNDS

CLIENT SAMPLE NO.

690-SB-61(6.3'-8.0')-O

Lab Name: MITKEM LABORATORIES Contract:

Lab Code: MITKEM Case No.: J1324 Mod. Ref No.: SDG No.: SJ1324

Matrix: (SOIL/SED/WATER) SOIL Lab Sample ID: J1324-05A

Sample wt/vol: 30.5 (g/mL) G Lab File ID: S3G6401.D

Level: (TRACE or LOW/MED) LOW Extraction: (Type) SONC

% Moisture: 10 Decanted: (Y/N) N Date Received: 06/26/2010

Concentrated Extract Volume: 1000 (uL) Date Extracted: 06/29/2010

Injection Volume: 1.0 (uL) GPC Factor: 1.00 Date Analyzed: 07/05/2010

GPC Cleanup: (Y/N) N pH: Dilution Factor: 1.0

CONCENTRATION UNITS: (ug/L or ug/Kg) µG/KG

	CAS NUMBER	COMPOUND NAME	RT	EST. CONC.	Q
01	111-02-4	2,6,10,14,18,22-Tetracosahex	10.782	290	NJ
02		Unknown-01	11.647	180	J
	E966796[2]	Total Alkanes	N/A		

[2] EPA-designated Registry Number.

1D - FORM I SV-1

SEMIVOLATILE ORGANICS ANALYSIS DATA SHEET

CLIENT SAMPLE NO.

690-SB-66(4.0'-5.2')-O

Lab Name: MITKEM LABORATORIES Contract:

Lab Code: MITKEM Case No.: J1324 Mod. Ref No.: SDG No.: SJ1324

Matrix: (SOIL/SED/WATER) SOIL Lab Sample ID: J1324-06A

Sample wt/vol: 30.4 (g/mL) G Lab File ID: S3G6402.D

Level: (LOW/MED) LOW Extraction: (Type) SONC

% Moisture: 11 Decanted: (Y/N) N Date Received: 06/26/2010

Concentrated Extract Volume: 1000 (uL) Date Extracted: 06/29/2010

Injection Volume: 1.0 (uL) GPC Factor: 1.00 Date Analyzed: 07/05/2010

GPC Cleanup: (Y/N) N pH: Dilution Factor: 1.0

CAS NO.	COMPOUND	CONCENTRATION UNITS: (ug/L or ug/Kg) µG/KG	Q
108-95-2	Phenol	370	U
111-44-4	Bis(2-chloroethyl)ether	370	U
95-57-8	2-Chlorophenol	370	U
541-73-1	1,3-Dichlorobenzene	370	U
106-46-7	1,4-Dichlorobenzene	370	U
95-50-1	1,2-Dichlorobenzene	370	U
95-48-7	2-Methylphenol	370	U
108-60-1	2,2´-oxybis(1-Chloropropane)	370	U
106-44-5	4-Methylphenol	370	U
621-64-7	N-Nitroso-di-n-propylamine	370	U
67-72-1	Hexachloroethane	370	U
98-95-3	Nitrobenzene	370	U
78-59-1	Isophorone	370	U
88-75-5	2-Nitrophenol	370	U
105-67-9	2,4-Dimethylphenol	370	U
120-83-2	2,4-Dichlorophenol	370	U
120-82-1	1,2,4-Trichlorobenzene	370	U
91-20-3	Naphthalene	370	U
106-47-8	4-Chloroaniline	370	U
111-91-1	Bis(2-chloroethoxy)methane	370	U
87-68-3	Hexachlorobutadiene	370	U
59-50-7	4-Chloro-3-methylphenol	370	U
91-57-6	2-Methylnaphthalene	370	U
77-47-4	Hexachlorocyclopentadiene	370	U
88-06-2	2,4,6-Trichlorophenol	370	U
95-95-4	2,4,5-Trichlorophenol	740	U
91-58-7	2-Chloronaphthalene	370	U
88-74-4	2-Nitroaniline	740	U
131-11-3	Dimethylphthalate	370	U
208-96-8	Acenaphthylene	370	U
606-20-2	2,6-Dinitrotoluene	370	U
99-09-2	3-Nitroaniline	740	U
83-32-9	Acenaphthene	370	U
51-28-5	2,4-Dinitrophenol	740	U
100-02-7	4-Nitrophenol	740	U
132-64-9	Dibenzofuran	370	U

EGL 8/6/10

1E - FORM I SV-2

SEMIVOLATILE ORGANICS ANALYSIS DATA SHEET

CLIENT SAMPLE NO.

690-SB-66(4.0'-5.2')-O

Lab Name: MITKEM LABORATORIES Contract:

Lab Code: MITKEM Case No.: J1324 Mod. Ref No.: SDG No.: SJ1324

Matrix: (SOIL/SED/WATER) SOIL Lab Sample ID: J1324-06A

Sample wt/vol: 30.4 (g/mL) G Lab File ID: S3G6402.D

Level: (LOW/MED) LOW Extraction: (Type) SONC

% Moisture: 11 Decanted: (Y/N) N Date Received: 06/26/2010

Concentrated Extract Volume: 1000 (uL) Date Extracted: 06/29/2010

Injection Volume: 1.0 (uL) GPC Factor: 1.00 Date Analyzed: 07/05/2010

GPC Cleanup: (Y/N) N pH: Dilution Factor: 1.0

CAS NO.	COMPOUND	CONCENTRATION UNITS: (ug/L or ug/Kg) µG/KG	Q
121-14-2	2,4-Dinitrotoluene	370	U
84-66-2	Diethylphthalate	370	U
7005-72-3	4-Chlorophenyl-phenylether	370	U
86-73-7	Fluorene	370	U
100-01-6	4-Nitroaniline	740	U
534-52-1	4,6-Dinitro-2-methylphenol	740	U
86-30-6	N-Nitrosodiphenylamine	370	U
101-55-3	4-Bromophenyl-phenylether	370	U
118-74-1	Hexachlorobenzene	370	U
87-86-5	Pentachlorophenol	740	U
85-01-8	Phenanthrene	370	U
120-12-7	Anthracene	370	U
86-74-8	Carbazole	370	U
84-74-2	Di-n-butylphthalate	370	U
206-44-0	Fluoranthene	370	U
129-00-0	Pyrene	370	U
85-68-7	Butylbenzylphthalate	370	U
91-94-1	3,3'-Dichlorobenzidine	370	U
56-55-3	Benzo(a)anthracene	370	U
218-01-9	Chrysene	370	U
117-81-7	Bis(2-ethylhexyl)phthalate	370	U
117-84-0	Di-n-octylphthalate	370	U
205-99-2	Benzo(b)fluoranthene	370	U
207-08-9	Benzo(k)fluoranthene	370	U
50-32-8	Benzo(a)pyrene	370	U
193-39-5	Indeno(1,2,3-cd)pyrene	370	U
53-70-3	Dibenzo(a,h)anthracene	370	U
191-24-2	Benzo(g,h,i)perylene	370	U

EGL
8/6/10

1K - FORM I SV-TIC

SEMIVOLATILE ORGANICS ANALYSIS DATA SHEET

TENTATIVELY IDENTIFIED COMPOUNDS

CLIENT SAMPLE NO.

690-SB-66(4.0'-5.2')-O

Lab Name: MITKEM LABORATORIES Contract:

Lab Code: MITKEM Case No.: J1324 Mod. Ref No.: SDG No.: SJ1324

Matrix: (SOIL/SED/WATER) SOIL Lab Sample ID: J1324-06A

Sample wt/vol: 30.4 (g/mL) G Lab File ID: S3G6402.D

Level: (TRACE or LOW/MED) LOW Extraction: (Type) SONC

% Moisture: 11 Decanted: (Y/N) N Date Received: 06/26/2010

Concentrated Extract Volume: 1000 (uL) Date Extracted: 06/29/2010

Injection Volume: 1.0 (uL) GPC Factor: 1.00 Date Analyzed: 07/05/2010

GPC Cleanup: (Y/N) N pH: Dilution Factor: 1.0

CONCENTRATION UNITS: (ug/L or ug/Kg) µG/KG

	CAS NUMBER	COMPOUND NAME	RT	EST. CONC.	Q
01	301-02-0	9-Octadecenamide, (Z)-	9.640	550	NJ
	E96679[2]	Total Alkanes	N/A		

[2] EPA-designated Registry Number.

1D - FORM I SV-1

SEMIVOLATILE ORGANICS ANALYSIS DATA SHEET

CLIENT SAMPLE NO.

690-SB-26(8.0'-11.3')-O

Lab Name: MITKEM LABORATORIES Contract:

Lab Code: MITKEM Case No.: J1324 Mod. Ref No.: SDG No.: SJ1324

Matrix: (SOIL/SED/WATER) SOIL Lab Sample ID: J1324-07A

Sample wt/vol: 30.1 (g/mL) G Lab File ID: S3G6403.D

Level: (LOW/MED) LOW Extraction: (Type) SONC

% Moisture: 10 Decanted: (Y/N) N Date Received: 06/26/2010

Concentrated Extract Volume: 1000 (uL) Date Extracted: 06/29/2010

Injection Volume: 1.0 (uL) GPC Factor: 1.00 Date Analyzed: 07/05/2010

GPC Cleanup: (Y/N) N pH: Dilution Factor: 1.0

CAS NO.	COMPOUND	CONCENTRATION UNITS: (ug/L or ug/Kg) µG/KG	Q
108-95-2	Phenol	370	U
111-44-4	Bis(2-chloroethyl)ether	370	U
95-57-8	2-Chlorophenol	370	U
541-73-1	1,3-Dichlorobenzene	370	U
106-46-7	1,4-Dichlorobenzene	370	U
95-50-1	1,2-Dichlorobenzene	370	U
95-48-7	2-Methylphenol	370	U
108-60-1	2,2´-oxybis(1-Chloropropane)	370	U
106-44-5	4-Methylphenol	370	U
621-64-7	N-Nitroso-di-n-propylamine	370	U
67-72-1	Hexachloroethane	370	U
98-95-3	Nitrobenzene	370	U
78-59-1	Isophorone	370	U
88-75-5	2-Nitrophenol	370	U
105-67-9	2,4-Dimethylphenol	370	U
120-83-2	2,4-Dichlorophenol	370	U
120-82-1	1,2,4-Trichlorobenzene	370	U
91-20-3	Naphthalene	370	U
106-47-8	4-Chloroaniline	370	U
111-91-1	Bis(2-chloroethoxy)methane	370	U
87-68-3	Hexachlorobutadiene	370	U
59-50-7	4-Chloro-3-methylphenol	370	U
91-57-6	2-Methylnaphthalene	370	U
77-47-4	Hexachlorocyclopentadiene	370	U
88-06-2	2,4,6-Trichlorophenol	370	U
95-95-4	2,4,5-Trichlorophenol	740	U
91-58-7	2-Chloronaphthalene	370	U
88-74-4	2-Nitroaniline	740	U
131-11-3	Dimethylphthalate	370	U
208-96-8	Acenaphthylene	370	U
606-20-2	2,6-Dinitrotoluene	370	U
99-09-2	3-Nitroaniline	740	U
83-32-9	Acenaphthene	370	U
51-28-5	2,4-Dinitrophenol	740	U
100-02-7	4-Nitrophenol	740	U
132-64-9	Dibenzofuran	370	U

EGL 8/6/10

1E - FORM I SV-2

SEMIVOLATILE ORGANICS ANALYSIS DATA SHEET

CLIENT SAMPLE NO.

690-SB-26(8.0'-11.3')-O

Lab Name: MITKEM LABORATORIES Contract:

Lab Code: MITKEM Case No.: J1324 Mod. Ref No.: SDG No.: SJ1324

Matrix: (SOIL/SED/WATER) SOIL Lab Sample ID: J1324-07A

Sample wt/vol: 30.1 (g/mL) G Lab File ID: S3G6403.D

Level: (LOW/MED) LOW Extraction: (Type) SONC

% Moisture: 10 Decanted: (Y/N) N Date Received: 06/26/2010

Concentrated Extract Volume: 1000 (uL) Date Extracted: 06/29/2010

Injection Volume: 1.0 (uL) GPC Factor: 1.00 Date Analyzed: 07/05/2010

GPC Cleanup: (Y/N) N pH: Dilution Factor: 1.0

CAS NO.	COMPOUND	CONCENTRATION UNITS: (ug/L or ug/Kg) µG/KG	Q
121-14-2	2,4-Dinitrotoluene	370	U
84-66-2	Diethylphthalate	370	U
7005-72-3	4-Chlorophenyl-phenylether	370	U
86-73-7	Fluorene	370	U
100-01-6	4-Nitroaniline	740	U
534-52-1	4,6-Dinitro-2-methylphenol	740	U
86-30-6	N-Nitrosodiphenylamine	370	U
101-55-3	4-Bromophenyl-phenylether	370	U
118-74-1	Hexachlorobenzene	370	U
87-86-5	Pentachlorophenol	740	U
85-01-8	Phenanthrene	370	U
120-12-7	Anthracene	370	U
86-74-8	Carbazole	370	U
84-74-2	Di-n-butylphthalate	370	U
206-44-0	Fluoranthene	370	U
129-00-0	Pyrene	370	U
85-68-7	Butylbenzylphthalate	370	U
91-94-1	3,3´-Dichlorobenzidine	370	U
56-55-3	Benzo(a)anthracene	370	U
218-01-9	Chrysene	370	U
117-81-7	Bis(2-ethylhexyl)phthalate	370	U
117-84-0	Di-n-octylphthalate	370	U
205-99-2	Benzo(b)fluoranthene	370	U
207-08-9	Benzo(k)fluoranthene	370	U
50-32-8	Benzo(a)pyrene	370	U
193-39-5	Indeno(1,2,3-cd)pyrene	370	U
53-70-3	Dibenzo(a,h)anthracene	370	U
191-24-2	Benzo(g,h,i)perylene	370	U

EGL 8/6/10

1K - FORM I SV-TIC

SEMIVOLATILE ORGANICS ANALYSIS DATA SHEET

TENTATIVELY IDENTIFIED COMPOUNDS

CLIENT SAMPLE NO.

690-SB-26(8.0'-11.3')-O

Lab Name: MITKEM LABORATORIES Contract:

Lab Code: MITKEM Case No.: J1324 Mod. Ref No.: SDG No.: SJ1324

Matrix: (SOIL/SED/WATER) SOIL Lab Sample ID: J1324-07A

Sample wt/vol: 30.1 (g/mL) G Lab File ID: S3G6403.D

Level: (TRACE or LOW/MED) LOW Extraction: (Type) SONC

% Moisture: 10 Decanted: (Y/N) N Date Received: 06/26/2010

Concentrated Extract Volume: 1000 (uL) Date Extracted: 06/29/2010

Injection Volume: 1.0 (uL) GPC Factor: 1.00 Date Analyzed: 07/05/2010

GPC Cleanup: (Y/N) N pH: Dilution Factor: 1.0

CONCENTRATION UNITS: (ug/L or ug/Kg) µG/KG

	CAS NUMBER	COMPOUND NAME	RT	EST. CONC.	Q
01		Unknown-01	2.522	260	J
02	526-73-8	Benzene, 1,2,3-trimethyl-	2.586	190	NJ
03	526-73-8	Benzene, 1,2,3-trimethyl-	2.778	340	NJ
04	57-10-3	n-Hexadecanoic acid	8.409	270	NJ
05	10544-50-0	Cyclic octaatomic sulfur	8.890	440	NJ
06	301-02-0	9-Octadecenamide, (Z)-	9.638	170	NJ
07	7683-64-9	Squalene	10.786	530	NJ
	E966796[2]	Total Alkanes	N/A		

[2] EPA-designated Registry Number.

1D - FORM I SV-1

SEMIVOLATILE ORGANICS ANALYSIS DATA SHEET

CLIENT SAMPLE NO.

690-SB-65(4.0'-5.5')-O

Lab Name: MITKEM LABORATORIES Contract:

Lab Code: MITKEM Case No.: J1324 Mod. Ref No.: SDG No.: SJ1324

Matrix: (SOIL/SED/WATER) SOIL Lab Sample ID: J1324-08A

Sample wt/vol: 30.3 (g/mL) G Lab File ID: S3G6396.D

Level: (LOW/MED) LOW Extraction: (Type) SONC

% Moisture: 14 Decanted: (Y/N) N Date Received: 06/26/2010

Concentrated Extract Volume: 1000 (uL) Date Extracted: 06/29/2010

Injection Volume: 1.0 (uL) GPC Factor: 1.00 Date Analyzed: 07/05/2010

GPC Cleanup: (Y/N) N pH: Dilution Factor: 1.0

CAS NO.	COMPOUND	CONCENTRATION UNITS: (ug/L or ug/Kg) µG/KG	Q
108-95-2	Phenol	380	U
111-44-4	Bis(2-chloroethyl)ether	380	U
95-57-8	2-Chlorophenol	380	U
541-73-1	1,3-Dichlorobenzene	380	U
106-46-7	1,4-Dichlorobenzene	380	U
95-50-1	1,2-Dichlorobenzene	380	U
95-48-7	2-Methylphenol	380	U
108-60-1	2,2´-oxybis(1-Chloropropane)	380	U
106-44-5	4-Methylphenol	380	U
621-64-7	N-Nitroso-di-n-propylamine	380	U
67-72-1	Hexachloroethane	380	U
98-95-3	Nitrobenzene	380	U
78-59-1	Isophorone	380	U
88-75-5	2-Nitrophenol	380	U
105-67-9	2,4-Dimethylphenol	380	U
120-83-2	2,4-Dichlorophenol	380	U
120-82-1	1,2,4-Trichlorobenzene	380	U
91-20-3	Naphthalene	380	U
106-47-8	4-Chloroaniline	380	U
111-91-1	Bis(2-chloroethoxy)methane	380	U
87-68-3	Hexachlorobutadiene	380	U
59-50-7	4-Chloro-3-methylphenol	380	U
91-57-6	2-Methylnaphthalene	380	U
77-47-4	Hexachlorocyclopentadiene	380	U
88-06-2	2,4,6-Trichlorophenol	380	U
95-95-4	2,4,5-Trichlorophenol	770	U
91-58-7	2-Chloronaphthalene	380	U
88-74-4	2-Nitroaniline	770	U
131-11-3	Dimethylphthalate	380	U
208-96-8	Acenaphthylene	380	U
606-20-2	2,6-Dinitrotoluene	380	U
99-09-2	3-Nitroaniline	770	U
83-32-9	Acenaphthene	380	U
51-28-5	2,4-Dinitrophenol	770	U
100-02-7	4-Nitrophenol	770	U
132-64-9	Dibenzofuran	380	U

EGL 8/6/10

1E - FORM I SV-2

SEMIVOLATILE ORGANICS ANALYSIS DATA SHEET

CLIENT SAMPLE NO.

690-SB-65(4.0'-5.5')-O

Lab Name: MITKEM LABORATORIES Contract:

Lab Code: MITKEM Case No.: J1324 Mod. Ref No.: SDG No.: SJ1324

Matrix: (SOIL/SED/WATER) SOIL Lab Sample ID: J1324-08A

Sample wt/vol: 30.3 (g/mL) G Lab File ID: S3G6396.D

Level: (LOW/MED) LOW Extraction: (Type) SONC

% Moisture: 14 Decanted: (Y/N) N Date Received: 06/26/2010

Concentrated Extract Volume: 1000 (uL) Date Extracted: 06/29/2010

Injection Volume: 1.0 (uL) GPC Factor: 1.00 Date Analyzed: 07/05/2010

GPC Cleanup: (Y/N) N pH: Dilution Factor: 1.0

CAS NO.	COMPOUND	CONCENTRATION UNITS: (ug/L or ug/Kg) µG/KG	Q
121-14-2	2,4-Dinitrotoluene	380	U
84-66-2	Diethylphthalate	380	U
7005-72-3	4-Chlorophenyl-phenylether	380	U
86-73-7	Fluorene	380	U
100-01-6	4-Nitroaniline	770	U
534-52-1	4,6-Dinitro-2-methylphenol	770	U
86-30-6	N-Nitrosodiphenylamine	380	U
101-55-3	4-Bromophenyl-phenylether	380	U
118-74-1	Hexachlorobenzene	380	U
87-86-5	Pentachlorophenol	770	U
85-01-8	Phenanthrene	380	U
120-12-7	Anthracene	380	U
86-74-8	Carbazole	380	U
84-74-2	Di-n-butylphthalate	380	U
206-44-0	Fluoranthene	380	U
129-00-0	Pyrene	380	U
85-68-7	Butylbenzylphthalate	380	U
91-94-1	3,3'-Dichlorobenzidine	380	U
56-55-3	Benzo(a)anthracene	380	U
218-01-9	Chrysene	380	U
117-81-7	Bis(2-ethylhexyl)phthalate	380	U
117-84-0	Di-n-octylphthalate	380	U
205-99-2	Benzo(b)fluoranthene	380	U
207-08-9	Benzo(k)fluoranthene	380	U
50-32-8	Benzo(a)pyrene	380	U
193-39-5	Indeno(1,2,3-cd)pyrene	380	U
53-70-3	Dibenzo(a,h)anthracene	380	U
191-24-2	Benzo(g,h,i)perylene	380	U

EGL
8/6/10

1K - FORM I SV-TIC

SEMIVOLATILE ORGANICS ANALYSIS DATA SHEET

TENTATIVELY IDENTIFIED COMPOUNDS

CLIENT SAMPLE NO.

690-SB-65(4.0'-5.5')-O

Lab Name: MITKEM LABORATORIES Contract:

Lab Code: MITKEM Case No.: J1324 Mod. Ref No.: SDG No.: SJ1324

Matrix: (SOIL/SED/WATER) SOIL Lab Sample ID: J1324-08A

Sample wt/vol: 30.3 (g/mL) G Lab File ID: S3G6396.D

Level: (TRACE or LOW/MED) LOW Extraction: (Type) SONC

% Moisture: 14 Decanted: (Y/N) N Date Received: 06/26/2010

Concentrated Extract Volume: 1000 (uL) Date Extracted: 06/29/2010

Injection Volume: 1.0 (uL) GPC Factor: 1.00 Date Analyzed: 07/05/2010

GPC Cleanup: (Y/N) N pH: Dilution Factor: 1.0

CONCENTRATION UNITS: (ug/L or ug/Kg) µG/KG

	CAS NUMBER	COMPOUND NAME	RT	EST. CONC.	Q
01	57-10-3	n-Hexadecanoic acid	8.406	160	NJ
02	7683-64-9	Squalene	10.794	180	NJ
	E96679[2]	Total Alkanes	N/A		

[2] EPA-designated Registry Number.

1D - FORM I SV-1

SEMIVOLATILE ORGANICS ANALYSIS DATA SHEET

CLIENT SAMPLE NO.

690-FIELDBLANK-O

Lab Name: MITKEM LABORATORIES Contract:

Lab Code: MITKEM Case No.: J1324 Mod. Ref No.: SDG No.: SJ1324

Matrix: (SOIL/SED/WATER) WATER Lab Sample ID: J1324-10B

Sample wt/vol: 1000 (g/mL) ML Lab File ID: S3G6365.D

Level: (LOW/MED) LOW Extraction: (Type) CONT

% Moisture: Decanted: (Y/N) Date Received: 06/26/2010

Concentrated Extract Volume: 1000 (uL) Date Extracted: 06/29/2010

Injection Volume: 1.0 (uL) GPC Factor: 1.00 Date Analyzed: 07/03/2010

GPC Cleanup: (Y/N) N pH: Dilution Factor: 1.0

CAS NO.	COMPOUND	CONCENTRATION UNITS: (ug/L or ug/Kg) µG/L	Q
108-95-2	Phenol	10	U
111-44-4	Bis(2-chloroethyl)ether	10	U
95-57-8	2-Chlorophenol	10	U
541-73-1	1,3-Dichlorobenzene	10	U
106-46-7	1,4-Dichlorobenzene	10	U
95-50-1	1,2-Dichlorobenzene	10	U
95-48-7	2-Methylphenol	10	U
108-60-1	2,2'-oxybis(1-Chloropropane)	10	U
106-44-5	4-Methylphenol	10	U
621-64-7	N-Nitroso-di-n-propylamine	10	U
67-72-1	Hexachloroethane	10	U
98-95-3	Nitrobenzene	10	U
78-59-1	Isophorone	10	U
88-75-5	2-Nitrophenol	10	U
105-67-9	2,4-Dimethylphenol	10	U
120-83-2	2,4-Dichlorophenol	10	U
120-82-1	1,2,4-Trichlorobenzene	10	U
91-20-3	Naphthalene	10	U
106-47-8	4-Chloroaniline	10	U
111-91-1	Bis(2-chloroethoxy)methane	10	U
87-68-3	Hexachlorobutadiene	10	U
59-50-7	4-Chloro-3-methylphenol	10	U
91-57-6	2-Methylnaphthalene	10	U
77-47-4	Hexachlorocyclopentadiene	10	U
88-06-2	2,4,6-Trichlorophenol	10	U
95-95-4	2,4,5-Trichlorophenol	20	U
91-58-7	2-Chloronaphthalene	10	U
88-74-4	2-Nitroaniline	20	U
131-11-3	Dimethylphthalate	10	U
208-96-8	Acenaphthylene	10	U
606-20-2	2,6-Dinitrotoluene	10	U
99-09-2	3-Nitroaniline	20	U
83-32-9	Acenaphthene	10	U
51-28-5	2,4-Dinitrophenol	20	UJ
100-02-7	4-Nitrophenol	20	U
132-64-9	Dibenzofuran	10	U

EGL 8/6/10

1E - FORM I SV-2

SEMIVOLATILE ORGANICS ANALYSIS DATA SHEET

CLIENT SAMPLE NO.

690-FIELDBLANK-O

Lab Name: MITKEM LABORATORIES Contract:

Lab Code: MITKEM Case No.: J1324 Mod. Ref No.: SDG No.: SJ1324

Matrix: (SOIL/SED/WATER) WATER Lab Sample ID: J1324-10B

Sample wt/vol: 1000 (g/mL) ML Lab File ID: S3G6365.D

Level: (LOW/MED) LOW Extraction: (Type) CONT

% Moisture: Decanted: (Y/N) Date Received: 06/26/2010

Concentrated Extract Volume: 1000 (uL) Date Extracted: 06/29/2010

Injection Volume: 1.0 (uL) GPC Factor: 1.00 Date Analyzed: 07/03/2010

GPC Cleanup: (Y/N) N pH: Dilution Factor: 1.0

CAS NO.	COMPOUND	CONCENTRATION UNITS: (ug/L or ug/Kg) µG/L	Q
121-14-2	2,4-Dinitrotoluene	10	U
84-66-2	Diethylphthalate	10	U
7005-72-3	4-Chlorophenyl-phenylether	10	U
86-73-7	Fluorene	10	U
100-01-6	4-Nitroaniline	20	U
534-52-1	4,6-Dinitro-2-methylphenol	20	U
86-30-6	N-Nitrosodiphenylamine	10	U
101-55-3	4-Bromophenyl-phenylether	10	U
118-74-1	Hexachlorobenzene	10	U
87-86-5	Pentachlorophenol	20	U
85-01-8	Phenanthrene	10	U
120-12-7	Anthracene	10	U
86-74-8	Carbazole	10	U
84-74-2	Di-n-butylphthalate	10	U
206-44-0	Fluoranthene	10	U
129-00-0	Pyrene	10	U
85-68-7	Butylbenzylphthalate	10	U
91-94-1	3,3'-Dichlorobenzidine	10	UJ
56-55-3	Benzo(a)anthracene	10	U
218-01-9	Chrysene	10	U
117-81-7	Bis(2-ethylhexyl)phthalate	10	U
117-84-0	Di-n-octylphthalate	10	U
205-99-2	Benzo(b)fluoranthene	10	U
207-08-9	Benzo(k)fluoranthene	10	U
50-32-8	Benzo(a)pyrene	10	U
193-39-5	Indeno(1,2,3-cd)pyrene	10	U
53-70-3	Dibenzo(a,h)anthracene	10	U
191-24-2	Benzo(g,h,i)perylene	10	U

EGL
8/6/10

1K - FORM I SV-TIC

SEMIVOLATILE ORGANICS ANALYSIS DATA SHEET

TENTATIVELY IDENTIFIED COMPOUNDS

CLIENT SAMPLE NO.

690-FIELDBLANK-O

Lab Name: MITKEM LABORATORIES Contract:

Lab Code: MITKEM Case No.: J1324 Mod. Ref No.: SDG No.: SJ1324

Matrix: (SOIL/SED/WATER) WATER Lab Sample ID: J1324-10B

Sample wt/vol: 1000 (g/mL) ML Lab File ID: S3G6365.D

Level: (TRACE or LOW/MED) LOW Extraction: (Type) CONT

% Moisture: Decanted: (Y/N) Date Received: 06/26/2010

Concentrated Extract Volume: 1000 (uL) Date Extracted: 06/29/2010

Injection Volume: 1.0 (uL) GPC Factor: 1.00 Date Analyzed: 07/03/2010

GPC Cleanup: (Y/N) N pH: Dilution Factor: 1.0

CONCENTRATION UNITS: (ug/L or ug/Kg) µG/L

CAS NUMBER	COMPOUND NAME	RT	EST. CONC.	Q
E96679€ [2]	Total Alkanes	N/A		

[2] EPA-designated Registry Number.

1D - FORM I SV-1

SEMIVOLATILE ORGANICS ANALYSIS DATA SHEET

CLIENT SAMPLE NO.

690-SB-65(4.0'-5.5')-D

Lab Name: MITKEM LABORATORIES Contract:

Lab Code: MITKEM Case No.: J1324 Mod. Ref No.: SDG No.: SJ1324

Matrix: (SOIL/SED/WATER) SOIL Lab Sample ID: J1324-11A

Sample wt/vol: 30.0 (g/mL) G Lab File ID: S3G6381.D

Level: (LOW/MED) LOW Extraction: (Type) SONC

% Moisture: 15 Decanted: (Y/N) N Date Received: 06/26/2010

Concentrated Extract Volume: 1000 (uL) Date Extracted: 07/01/2010

Injection Volume: 1.0 (uL) GPC Factor: 1.00 Date Analyzed: 07/03/2010

GPC Cleanup: (Y/N) N pH: Dilution Factor: 1.0

CAS NO.	COMPOUND	CONCENTRATION UNITS: (ug/L or ug/Kg) µG/KG	Q
108-95-2	Phenol	390	U
111-44-4	Bis(2-chloroethyl)ether	390	U
95-57-8	2-Chlorophenol	390	U
541-73-1	1,3-Dichlorobenzene	390	U
106-46-7	1,4-Dichlorobenzene	390	U
95-50-1	1,2-Dichlorobenzene	390	U
95-48-7	2-Methylphenol	390	U
108-60-1	2,2´-oxybis(1-Chloropropane)	390	U
106-44-5	4-Methylphenol	390	U
621-64-7	N-Nitroso-di-n-propylamine	390	U
67-72-1	Hexachloroethane	390	U
98-95-3	Nitrobenzene	390	U
78-59-1	Isophorone	390	U
88-75-5	2-Nitrophenol	390	U
105-67-9	2,4-Dimethylphenol	390	U
120-83-2	2,4-Dichlorophenol	390	U
120-82-1	1,2,4-Trichlorobenzene	390	U
91-20-3	Naphthalene	100	J
106-47-8	4-Chloroaniline	390	U
111-91-1	Bis(2-chloroethoxy)methane	390	U
87-68-3	Hexachlorobutadiene	390	U
59-50-7	4-Chloro-3-methylphenol	390	U
91-57-6	2-Methylnaphthalene	88	J
77-47-4	Hexachlorocyclopentadiene	390	U
88-06-2	2,4,6-Trichlorophenol	390	U
95-95-4	2,4,5-Trichlorophenol	790	U
91-58-7	2-Chloronaphthalene	390	U
88-74-4	2-Nitroaniline	790	U
131-11-3	Dimethylphthalate	390	U
208-96-8	Acenaphthylene	350	J
606-20-2	2,6-Dinitrotoluene	390	U
99-09-2	3-Nitroaniline	790	U
83-32-9	Acenaphthene	320	J
51-28-5	2,4-Dinitrophenol	790	UJ
100-02-7	4-Nitrophenol	790	U
132-64-9	Dibenzofuran	190	J

EGL 8/6/10

1E - FORM I SV-2

SEMIVOLATILE ORGANICS ANALYSIS DATA SHEET

CLIENT SAMPLE NO.: 690-SB-65(4.0'-5.5')-D

Lab Name: MITKEM LABORATORIES Contract:

Lab Code: MITKEM Case No.: J1324 Mod. Ref No.: SDG No.: SJ1324

Matrix: (SOIL/SED/WATER) SOIL Lab Sample ID: J1324-11A

Sample wt/vol: 30.0 (g/mL) G Lab File ID: S3G6381.D

Level: (LOW/MED) LOW Extraction: (Type) SONC

% Moisture: 15 Decanted: (Y/N) N Date Received: 06/26/2010

Concentrated Extract Volume: 1000 (uL) Date Extracted: 07/01/2010

Injection Volume: 1.0 (uL) GPC Factor: 1.00 Date Analyzed: 07/03/2010

GPC Cleanup: (Y/N) N pH: Dilution Factor: 1.0

CAS NO.	COMPOUND	CONCENTRATION UNITS: (ug/L or ug/Kg) µG/KG	Q
121-14-2	2,4-Dinitrotoluene	390	U
84-66-2	Diethylphthalate	390	U
7005-72-3	4-Chlorophenyl-phenylether	390	U
86-73-7	Fluorene	420	
100-01-6	4-Nitroaniline	790	U
534-52-1	4,6-Dinitro-2-methylphenol	790	U
86-30-6	N-Nitrosodiphenylamine	390	U
101-55-3	4-Bromophenyl-phenylether	390	U
118-74-1	Hexachlorobenzene	390	U
87-86-5	Pentachlorophenol	790	U
85-01-8	Phenanthrene	4900	
120-12-7	Anthracene	800	
86-74-8	Carbazole	530	
84-74-2	Di-n-butylphthalate	390	U
~~206-44-0~~	~~Fluoranthene~~	~~7200~~	~~E~~ e
129-00-0	Pyrene	5400	
85-68-7	Butylbenzylphthalate	390	U
91-94-1	3,3'-Dichlorobenzidine	390	U
56-55-3	Benzo(a)anthracene	2900	
218-01-9	Chrysene	3400	
117-81-7	Bis(2-ethylhexyl)phthalate	390	U
117-84-0	Di-n-octylphthalate	390	U
205-99-2	Benzo(b)fluoranthene	3000	
207-08-9	Benzo(k)fluoranthene	2700	
50-32-8	Benzo(a)pyrene	2600	
193-39-5	Indeno(1,2,3-cd)pyrene	1600	
53-70-3	Dibenzo(a,h)anthracene	640	
191-24-2	Benzo(g,h,i)perylene	1800	

EGL
8/6/10

1K - FORM I SV-TIC

SEMIVOLATILE ORGANICS ANALYSIS DATA SHEET

TENTATIVELY IDENTIFIED COMPOUNDS

CLIENT SAMPLE NO.: 690-SB-65(4.0'-5.5')-D

Lab Name: MITKEM LABORATORIES Contract:

Lab Code: MITKEM Case No.: J1324 Mod. Ref No.: SDG No.: SJ1324

Matrix: (SOIL/SED/WATER) SOIL Lab Sample ID: J1324-11A

Sample wt/vol: 30.0 (g/mL) G Lab File ID: S3G6381.D

Level: (TRACE or LOW/MED) LOW Extraction: (Type) SONC

% Moisture: 15 Decanted: (Y/N) N Date Received: 06/26/2010

Concentrated Extract Volume: 1000 (uL) Date Extracted: 07/01/2010

Injection Volume: 1.0 (uL) GPC Factor: 1.00 Date Analyzed: 07/03/2010

GPC Cleanup: (Y/N) N pH: Dilution Factor: 1.0

CONCENTRATION UNITS: (ug/L or ug/Kg) µG/KG

	CAS NUMBER	COMPOUND NAME	RT	EST. CONC.	Q
01		Unknown-01	5.485	680	J
02	2531-84-2	Phenanthrene, 2-methyl-	8.375	720	NJ
03	2531-84-2	Phenanthrene, 2-methyl-	8.396	910	NJ
04	203-64-5	4H-Cyclopenta[def]phenanthre	8.466	1200	NJ
05	949-41-7	1H-Cyclopropa[l]phenanthrene	8.487	1000	NJ
06	612-94-2	Naphthalene, 2-phenyl-	8.631	530	NJ
07	84-65-1	9,10-Anthracenedione	8.647	1000	NJ
08	35099-60-6	1H-Indene, 2-methyl-3-phenyl	8.845	600	NJ
09	2381-21-7	Pyrene, 1-methyl-	9.427	520	NJ
10		Unknown-02	9.481	240	J
11	2381-21-7	Pyrene, 1-methyl-	9.513	350	NJ
12	479-79-8	11H-Benzo[a]fluoren-11-one	9.844	270	NJ
13	239-35-0	Benzo[b]naphtho[2,1-d]thioph	9.930	260	NJ
14	479-79-8	11H-Benzo[a]fluoren-11-one	10.015	220	NJ
15	2541-69-7	Benz[a]anthracene, 7-methyl-	10.453	330	NJ
16	652-04-0	Benzo[c]phenanthrene, 5-meth	10.480	200	NJ
17		Unknown-03	10.555	220	J
18	2498-66-0	Benz(A)anthracene-7,12-dione	10.710	440	NJ
19		Unknown-04	11.094	860	J
	E96679[2]	Total Alkanes	N/A		

[2] EPA-designated Registry Number.

1D - FORM I SV-1

SEMIVOLATILE ORGANICS ANALYSIS DATA SHEET

CLIENT SAMPLE NO.

690-SB-65(4.0'-5.5')-DDL

Lab Name: MITKEM LABORATORIES Contract:

Lab Code: MITKEM Case No.: J1324 Mod. Ref No.: SDG No.: SJ1324

Matrix: (SOIL/SED/WATER) SOIL Lab Sample ID: J1324-11ADL

Sample wt/vol: 30.0 (g/mL) G Lab File ID: S1G1859.D

Level: (LOW/MED) LOW Extraction: (Type) SONC

% Moisture: 15 Decanted: (Y/N) N Date Received: 06/26/2010

Concentrated Extract Volume: 1000 (uL) Date Extracted: 07/01/2010

Injection Volume: 1.0 (uL) GPC Factor: 1.00 Date Analyzed: 07/06/2010

GPC Cleanup: (Y/N) N pH: Dilution Factor: 2.0

CAS NO.	COMPOUND	CONCENTRATION UNITS: (ug/L or ug/Kg) µG/KG	Q
108-95-2	Phenol	780	U
111-44-4	Bis(2-chloroethyl)ether	780	U
95-57-8	2-Chlorophenol	780	U
541-73-1	1,3-Dichlorobenzene	780	U
106-46-7	1,4-Dichlorobenzene	780	U
95-50-1	1,2-Dichlorobenzene	780	U
95-48-7	2-Methylphenol	780	U
108-60-1	2,2'-oxybis(1-Chloropropane)	780	U
106-44-5	4-Methylphenol	780	U
621-64-7	N-Nitroso-di-n-propylamine	780	U
67-72-1	Hexachloroethane	780	U
98-95-3	Nitrobenzene	780	U
78-59-1	Isophorone	780	U
88-75-5	2-Nitrophenol	780	U
105-67-9	2,4-Dimethylphenol	780	U
120-83-2	2,4-Dichlorophenol	780	U
120-82-1	1,2,4-Trichlorobenzene	780	U
91-20-3	Naphthalene	110	DJ
106-47-8	4-Chloroaniline	780	U
111-91-1	Bis(2-chloroethoxy)methane	780	U
87-68-3	Hexachlorobutadiene	780	U
59-50-7	4-Chloro-3-methylphenol	780	U
91-57-6	2-Methylnaphthalene	92	DJ
77-47-4	Hexachlorocyclopentadiene	780	U
88-06-2	2,4,6-Trichlorophenol	780	U
95-95-4	2,4,5-Trichlorophenol	1600	U
91-58-7	2-Chloronaphthalene	780	U
88-74-4	2-Nitroaniline	1600	U
131-11-3	Dimethylphthalate	780	U
208-96-8	Acenaphthylene	780	U
606-20-2	2,6-Dinitrotoluene	780	U
99-09-2	3-Nitroaniline	1600	U
83-32-9	Acenaphthene	310	DJ
51-28-5	2,4-Dinitrophenol	1600	U
100-02-7	4-Nitrophenol	1600	U
132-64-9	Dibenzofuran	190	DJ

EGL 8/6/10

1E - FORM I SV-2

SEMIVOLATILE ORGANICS ANALYSIS DATA SHEET

CLIENT SAMPLE NO.

690-SB-65(4.0'-5.5')-DDL

Lab Name: MITKEM LABORATORIES Contract:

Lab Code: MITKEM Case No.: J1324 Mod. Ref No.: SDG No.: SJ1324

Matrix: (SOIL/SED/WATER) SOIL Lab Sample ID: J1324-11ADL

Sample wt/vol: 30.0 (g/mL) G Lab File ID: S1G1859.D

Level: (LOW/MED) LOW Extraction: (Type) SONC

% Moisture: 15 Decanted: (Y/N) N Date Received: 06/26/2010

Concentrated Extract Volume: 1000 (uL) Date Extracted: 07/01/2010

Injection Volume: 1.0 (uL) GPC Factor: 1.00 Date Analyzed: 07/06/2010

GPC Cleanup: (Y/N) N pH: Dilution Factor: 2.0

CAS NO.	COMPOUND	CONCENTRATION UNITS: (ug/L or ug/Kg) µG/KG	Q
121-14-2	2,4-Dinitrotoluene	780	U
84-66-2	Diethylphthalate	780	U
7005-72-3	4-Chlorophenyl-phenylether	780	U
86-73-7	Fluorene	360	DJ
100-01-6	4-Nitroaniline	1600	U
534-52-1	4,6-Dinitro-2-methylphenol	1600	U
86-30-6	N-Nitrosodiphenylamine	780	U
101-55-3	4-Bromophenyl-phenylether	780	U
118-74-1	Hexachlorobenzene	780	U
87-86-5	Pentachlorophenol	1600	U
85-01-8	Phenanthrene	4500	D
120-12-7	Anthracene	650	DJ
86-74-8	Carbazole	410	DJ
84-74-2	Di-n-butylphthalate	780	U
206-44-0	Fluoranthene	5200	D
129-00-0	Pyrene	6500	D
85-68-7	Butylbenzylphthalate	780	U
91-94-1	3,3´-Dichlorobenzidine	780	U
56-55-3	Benzo(a)anthracene	2700	D
218-01-9	Chrysene	3600	D
117-81-7	Bis(2-ethylhexyl)phthalate	780	U
117-84-0	Di-n-octylphthalate	780	U
205-99-2	Benzo(b)fluoranthene	3800	D
207-08-9	Benzo(k)fluoranthene	1700	D
50-32-8	Benzo(a)pyrene	2500	D
193-39-5	Indeno(1,2,3-cd)pyrene	1800	D
53-70-3	Dibenzo(a,h)anthracene	340	DJ
191-24-2	Benzo(g,h,i)perylene	2200	D

EGL 8/6/10

1K - FORM I SV-TIC

SEMIVOLATILE ORGANICS ANALYSIS DATA SHEET

TENTATIVELY IDENTIFIED COMPOUNDS

CLIENT SAMPLE NO.

690-SB-65(4.0'-5.5')-DDL

Lab Name: MITKEM LABORATORIES Contract:

Lab Code: MITKEM Case No.: J1324 Mod. Ref No.: SDG No.: SJ1324

Matrix: (SOIL/SED/WATER) SOIL Lab Sample ID: J1324-11ADL

Sample wt/vol: 30.0 (g/mL) G Lab File ID: S1G1859.D

Level: (TRACE or LOW/MED) LOW Extraction: (Type) SONC

% Moisture: 15 Decanted: (Y/N) N Date Received: 06/26/2010

Concentrated Extract Volume: 1000 (uL) Date Extracted: 07/01/2010

Injection Volume: 1.0 (uL) GPC Factor: 1.00 Date Analyzed: 07/06/2010

GPC Cleanup: (Y/N) N pH: Dilution Factor: 2.0

CONCENTRATION UNITS: (ug/L or ug/Kg) µG/KG

	CAS NUMBER	COMPOUND NAME	RT	EST. CONC.	Q
01		Unknown-01	10.162	560	DJ
02	2531-84-2	Phenanthrene, 2-methyl-	10.183	670	DNJ
03	203-64-5	4H-Cyclopenta[def]phenanthre	10.281	770	DNJ
04	779-02-2	Anthracene, 9-methyl-	10.313	420	DNJ
05		Unknown-02	10.529	750	DJ
06		Unknown-03	10.832	380	DJ
07		Unknown-04	11.177	430	DJ
08		Unknown-05	11.458	500	DJ
09	33543-31-6	Fluoranthene, 2-methyl-	11.685	990	DNJ
10		Unknown-06	11.771	390	DJ
11	33543-31-6	Fluoranthene, 2-methyl-	11.804	580	DNJ
12	479-79-8	11H-Benzo[a]fluoren-11-one	12.301	570	DNJ
13		Unknown-07	12.430	430	DJ
14		Unknown-08	12.474	370	DJ
15		Unknown-09	13.219	340	DJ
	E966796[2]	Total Alkanes	N/A		

[2] EPA-designated Registry Number.

EGL

8/6/10

1G - FORM I PEST

PESTICIDE ORGANICS ANALYSIS DATA SHEET

CLIENT SAMPLE NO.

690-SG-1-O

Lab Name: MITKEM LABORATORIES Contract:

Lab Code: MITKEM Case No.: J1324 Mod. Ref No.: SDG No.: SJ1324

Matrix: (SOIL/SED/WATER) WATER Lab Sample ID: J1324-01B

Sample wt/vol: 1000 (g/mL) ML Lab File ID: E5G1873F.D/E5G1873R.D

% Moisture: Decanted: (Y/N) Date Received: 06/26/2010

Extraction: (Type) SEPF Date Extracted: 06/29/2010

Concentrated Extract Volume: 10000 (uL) Date Analyzed: 07/07/2010

Injection Volume: 1.0 (uL) GPC Factor: 1.00 Dilution Factor: 1.0

GPC Cleanup: (Y/N) N pH: Sulfur Cleanup: (Y/N) Y

CAS NO.	COMPOUND	CONCENTRATION UNITS: (ug/L or ug/Kg) µG/L	Q
319-84-6	alpha-BHC	0.050	UJ
319-85-7	beta-BHC	0.050	U
319-86-8	delta-BHC	0.050	U
58-89-9	gamma-BHC (Lindane)	0.050	U
76-44-8	Heptachlor	0.050	U
309-00-2	Aldrin	0.050	U
1024-57-3	Heptachlor epoxide	0.050	U
959-98-8	Endosulfan I	0.050	U
60-57-1	Dieldrin	0.10	U
72-55-9	4,4´-DDE	0.10	U
72-20-8	Endrin	0.10	U
33213-65-9	Endosulfan II	0.10	U
72-54-8	4,4´-DDD	0.10	U
1031-07-8	Endosulfan sulfate	0.10	U
50-29-3	4,4´-DDT	0.10	U
72-43-5	Methoxychlor	0.50	U
53494-70-5	Endrin ketone	0.10	U
7421-93-4	Endrin aldehyde	0.10	U
5103-71-9	alpha-Chlordane	0.050	U
5103-74-2	gamma-Chlordane	0.050	U
8001-35-2	Toxaphene	5.0	U

EGL
8/6/10

1G - FORM I PEST

PESTICIDE ORGANICS ANALYSIS DATA SHEET

CLIENT SAMPLE NO.

690-SG-4-O

Lab Name: MITKEM LABORATORIES Contract:

Lab Code: MITKEM Case No.: J1324 Mod. Ref No.: SDG No.: SJ1324

Matrix: (SOIL/SED/WATER) WATER Lab Sample ID: J1324-02B

Sample wt/vol: 1000 (g/mL) ML Lab File ID: E5G1874F.D/E5G1874R.D

% Moisture: Decanted: (Y/N) Date Received: 06/26/2010

Extraction: (Type) SEPF Date Extracted: 06/29/2010

Concentrated Extract Volume: 10000 (uL) Date Analyzed: 07/07/2010

Injection Volume: 1.0 (uL) GPC Factor: 1.00 Dilution Factor: 1.0

GPC Cleanup: (Y/N) N pH: Sulfur Cleanup: (Y/N) Y

CAS NO.	COMPOUND	CONCENTRATION UNITS: (ug/L or ug/Kg) µG/L	Q
319-84-6	alpha-BHC	0.050	UJ
319-85-7	beta-BHC	0.050	U
319-86-8	delta-BHC	0.050	U
58-89-9	gamma-BHC (Lindane)	0.050	U
76-44-8	Heptachlor	0.050	U
309-00-2	Aldrin	0.050	U
1024-57-3	Heptachlor epoxide	0.050	U
959-98-8	Endosulfan I	0.050	U
60-57-1	Dieldrin	0.10	U
72-55-9	4,4´-DDE	0.10	U
72-20-8	Endrin	0.10	U
33213-65-9	Endosulfan II	0.10	U
72-54-8	4,4´-DDD	0.10	U
1031-07-8	Endosulfan sulfate	0.10	U
50-29-3	4,4´-DDT	0.10	U
72-43-5	Methoxychlor	0.50	U
53494-70-5	Endrin ketone	0.10	U
7421-93-4	Endrin aldehyde	0.10	U
5103-71-9	alpha-Chlordane	0.050	U
5103-74-2	gamma-Chlordane	0.050	U
8001-35-2	Toxaphene	5.0	U

EGL
8/6/10

1G - FORM I PEST

PESTICIDE ORGANICS ANALYSIS DATA SHEET

CLIENT SAMPLE NO.

690-SG-2
(4.0'-7.9')-O

Lab Name: MITKEM LABORATORIES Contract:

Lab Code: MITKEM Case No.: J1324 Mod. Ref No.: SDG No.: SJ1324

Matrix: (SOIL/SED/WATER) SOIL Lab Sample ID: J1324-03A

Sample wt/vol: 15.0 (g/mL) G Lab File ID: E5G1848F.D/E5G1848R.D

% Moisture: 19 Decanted: (Y/N) N Date Received: 06/26/2010

Extraction: (Type) SONC Date Extracted: 06/29/2010

Concentrated Extract Volume: 5000 (uL) Date Analyzed: 07/06/2010

Injection Volume: 1.0 (uL) GPC Factor: 1.00 Dilution Factor: 1.0

GPC Cleanup: (Y/N) N pH: Sulfur Cleanup: (Y/N) Y

CAS NO.	COMPOUND	CONCENTRATION UNITS: (ug/L or ug/Kg) µG/KG	Q
319-84-6	alpha-BHC	2.1	U
319-85-7	beta-BHC	2.1	U
319-86-8	delta-BHC	2.1	U
58-89-9	gamma-BHC (Lindane)	2.1	U
76-44-8	Heptachlor	2.1	U
309-00-2	Aldrin	2.1	U
1024-57-3	Heptachlor epoxide	2.1	U
959-98-8	Endosulfan I	2.1	U
60-57-1	Dieldrin	4.1	U
72-55-9	4,4´-DDE	4.1	U
72-20-8	Endrin	4.1	U
33213-65-9	Endosulfan II	4.1	U
72-54-8	4,4´-DDD	4.1	U
1031-07-8	Endosulfan sulfate	4.1	U
50-29-3	4,4´-DDT	4.1	U
72-43-5	Methoxychlor	21	U
53494-70-5	Endrin ketone	4.1	U
7421-93-4	Endrin aldehyde	4.1	U
5103-71-9	alpha-Chlordane	2.1	U
5103-74-2	gamma-Chlordane	2.1	U
8001-35-2	Toxaphene	210	U

EGL
8/6/10

1G - FORM I PEST

PESTICIDE ORGANICS ANALYSIS DATA SHEET

CLIENT SAMPLE NO.

690-SB-64(6.5'-8.0')-O

Lab Name: MITKEM LABORATORIES Contract:

Lab Code: MITKEM Case No.: J1324 Mod. Ref No.: SDG No.: SJ1324

Matrix: (SOIL/SED/WATER) SOIL Lab Sample ID: J1324-04A

Sample wt/vol: 15.4 (g/mL) G Lab File ID: E5G1849F.D/E5G1849R.D

% Moisture: 12 Decanted: (Y/N) N Date Received: 06/26/2010

Extraction: (Type) SONC Date Extracted: 06/29/2010

Concentrated Extract Volume: 5000 (uL) Date Analyzed: 07/06/2010

Injection Volume: 1.0 (uL) GPC Factor: 1.00 Dilution Factor: 1.0

GPC Cleanup: (Y/N) N pH: Sulfur Cleanup: (Y/N) Y

CAS NO.	COMPOUND	CONCENTRATION UNITS: (ug/L or ug/Kg) µG/KG	Q
319-84-6	alpha-BHC	1.9	U
319-85-7	beta-BHC	1.9	U
319-86-8	delta-BHC	1.9	U
58-89-9	gamma-BHC (Lindane)	1.9	U
76-44-8	Heptachlor	1.9	U
309-00-2	Aldrin	1.9	U
1024-57-3	Heptachlor epoxide	1.9	U
959-98-8	Endosulfan I	1.9	U
60-57-1	Dieldrin	3.7	U
72-55-9	4,4´-DDE	3.7	U
72-20-8	Endrin	3.7	U
33213-65-9	Endosulfan II	3.7	U
72-54-8	4,4´-DDD	3.7	U
1031-07-8	Endosulfan sulfate	3.7	U
50-29-3	4,4´-DDT	3.7	U
72-43-5	Methoxychlor	19	U
53494-70-5	Endrin ketone	3.7	U
7421-93-4	Endrin aldehyde	3.7	U
5103-71-9	alpha-Chlordane	1.9	U
5103-74-2	gamma-Chlordane	1.9	U
8001-35-2	Toxaphene	190	U

EGL 8/6/10

1G - FORM I PEST

PESTICIDE ORGANICS ANALYSIS DATA SHEET

CLIENT SAMPLE NO.

690-FIELDBLANK-O

Lab Name: MITKEM LABORATORIES Contract:

Lab Code: MITKEM Case No.: J1324 Mod. Ref No.: SDG No.: SJ1324

Matrix: (SOIL/SED/WATER) WATER Lab Sample ID: J1324-10B

Sample wt/vol: 1000 (g/mL) ML Lab File ID: E5G1875F.D/E5G1875R.D

% Moisture: Decanted: (Y/N) Date Received: 06/26/2010

Extraction: (Type) SEPF Date Extracted: 06/29/2010

Concentrated Extract Volume: 10000 (uL) Date Analyzed: 07/07/2010

Injection Volume: 1.0 (uL) GPC Factor: 1.00 Dilution Factor: 1.0

GPC Cleanup: (Y/N) N pH: Sulfur Cleanup: (Y/N) Y

CAS NO.	COMPOUND	CONCENTRATION UNITS: (ug/L or ug/Kg) µG/L	Q
319-84-6	alpha-BHC	0.050	U
319-85-7	beta-BHC	0.050	U
319-86-8	delta-BHC	0.050	U
58-89-9	gamma-BHC (Lindane)	0.050	U
76-44-8	Heptachlor	0.050	U
309-00-2	Aldrin	0.050	U
1024-57-3	Heptachlor epoxide	0.050	U
959-98-8	Endosulfan I	0.050	U
60-57-1	Dieldrin	0.10	U
72-55-9	4,4´-DDE	0.10	U
72-20-8	Endrin	0.10	U
33213-65-9	Endosulfan II	0.10	U
72-54-8	4,4´-DDD	0.10	U
1031-07-8	Endosulfan sulfate	0.10	U
50-29-3	4,4´-DDT	0.10	U
72-43-5	Methoxychlor	0.50	U
53494-70-5	Endrin ketone	0.10	U
7421-93-4	Endrin aldehyde	0.10	U
5103-71-9	alpha-Chlordane	0.050	U
5103-74-2	gamma-Chlordane	0.050	U
8001-35-2	Toxaphene	5.0	U

EGL
8/6/10

1H - FORM I ARO

AROCLOR ORGANICS ANALYSIS DATA SHEET

CLIENT SAMPLE NO.

690-SG-1-O

Lab Name: MITKEM LABORATORIES Contract:

Lab Code: MITKEM Case No.: J1324 Mod. Ref No.: SDG No.: SJ1324

Matrix: (SOIL/SED/WATER) WATER Lab Sample ID: J1324-01B

Sample wt/vol: 1000 (g/mL) ML Lab File ID: E3H5168F.D/E3H5168R.D

% Moisture: Decanted: (Y/N) Date Received: 06/26/2010

Extraction: (Type) SEPF Date Extracted: 06/29/2010

Concentrated Extract Volume: 10000 (uL) Date Analyzed: 07/01/2010

Injection Volume: 1.0 (uL) GPC Factor: 1.00 Dilution Factor: 1.0

GPC Cleanup: (Y/N) N pH: Sulfur Cleanup: (Y/N) Y

Acid Cleanup: (Y/N) Y

CAS NO.	COMPOUND	CONCENTRATION UNITS: (ug/L or ug/Kg) µG/L	Q
12674-11-2	Aroclor-1016	1.0	U J
11104-28-2	Aroclor-1221	1.0	U
11141-16-5	Aroclor-1232	1.0	U
53469-21-9	Aroclor-1242	1.0	U
12672-29-6	Aroclor-1248	1.0	U
11097-69-1	Aroclor-1254	1.0	U
11096-82-5	Aroclor-1260	1.0	U

EGL
8/6/10

1H - FORM I ARO

AROCLOR ORGANICS ANALYSIS DATA SHEET

CLIENT SAMPLE NO.

690-SG-4-O

Lab Name: MITKEM LABORATORIES Contract:

Lab Code: MITKEM Case No.: J1324 Mod. Ref No.: SDG No.: SJ1324

Matrix: (SOIL/SED/WATER) WATER Lab Sample ID: J1324-02B

Sample wt/vol: 1000 (g/mL) ML Lab File ID: E3H5169F.D/E3H5169R.D

% Moisture: Decanted: (Y/N) Date Received: 06/26/2010

Extraction: (Type) SEPF Date Extracted: 06/29/2010

Concentrated Extract Volume: 10000 (uL) Date Analyzed: 07/01/2010

Injection Volume: 1.0 (uL) GPC Factor: 1.00 Dilution Factor: 1.0

GPC Cleanup: (Y/N) N pH: Sulfur Cleanup: (Y/N) Y

Acid Cleanup: (Y/N) Y

CAS NO.	COMPOUND	CONCENTRATION UNITS: (ug/L or ug/Kg) µG/L	Q
12674-11-2	Aroclor-1016	1.0	U J
11104-28-2	Aroclor-1221	1.0	U
11141-16-5	Aroclor-1232	1.0	U
53469-21-9	Aroclor-1242	1.0	U
12672-29-6	Aroclor-1248	1.0	U
11097-69-1	Aroclor-1254	1.0	U
11096-82-5	Aroclor-1260	1.0	U

EGL
8/6/10

1H - FORM I ARO

AROCLOR ORGANICS ANALYSIS DATA SHEET

CLIENT SAMPLE NO.

690-SG-2
(4.0'-7.9')-O

Lab Name: MITKEM LABORATORIES Contract:

Lab Code: MITKEM Case No.: J1324 Mod. Ref No.: SDG No.: SJ1324

Matrix: (SOIL/SED/WATER) SOIL Lab Sample ID: J1324-03A

Sample wt/vol: 15.0 (g/mL) G Lab File ID: E3H5163F.D/E3H5163R.D

% Moisture: 19 Decanted: (Y/N) N Date Received: 06/26/2010

Extraction: (Type) SONC Date Extracted: 06/29/2010

Concentrated Extract Volume: 5000 (uL) Date Analyzed: 07/01/2010

Injection Volume: 1.0 (uL) GPC Factor: 1.00 Dilution Factor: 1.0

GPC Cleanup: (Y/N) N pH: Sulfur Cleanup: (Y/N) Y

Acid Cleanup: (Y/N) Y

CAS NO.	COMPOUND	CONCENTRATION UNITS: (ug/L or ug/Kg) µG/KG	Q
12674-11-2	Aroclor-1016	41	U
11104-28-2	Aroclor-1221	41	U
11141-16-5	Aroclor-1232	41	U
53469-21-9	Aroclor-1242	41	U
12672-29-6	Aroclor-1248	41	U
11097-69-1	Aroclor-1254	41	U
11096-82-5	Aroclor-1260	41	U

EGL
8/6/10

1H - FORM I ARO

AROCLOR ORGANICS ANALYSIS DATA SHEET

CLIENT SAMPLE NO.

690-SB-64(6.5'-8.0')-O

Lab Name: MITKEM LABORATORIES Contract:

Lab Code: MITKEM Case No.: J1324 Mod. Ref No.: SDG No.: SJ1324

Matrix: (SOIL/SED/WATER) SOIL Lab Sample ID: J1324-04A

Sample wt/vol: 15.4 (g/mL) G Lab File ID: E3H5164F.D/E3H5164R.D

% Moisture: 12 Decanted: (Y/N) N Date Received: 06/26/2010

Extraction: (Type) SONC Date Extracted: 06/29/2010

Concentrated Extract Volume: 5000 (uL) Date Analyzed: 07/01/2010

Injection Volume: 1.0 (uL) GPC Factor: 1.00 Dilution Factor: 1.0

GPC Cleanup: (Y/N) N pH: Sulfur Cleanup: (Y/N) Y

Acid Cleanup: (Y/N) Y

CAS NO.	COMPOUND	CONCENTRATION UNITS: (ug/L or ug/Kg) µG/KG	Q
12674-11-2	Aroclor-1016	37	U
11104-28-2	Aroclor-1221	37	U
11141-16-5	Aroclor-1232	37	U
53469-21-9	Aroclor-1242	37	U
12672-29-6	Aroclor-1248	37	U
11097-69-1	Aroclor-1254	37	U
11096-82-5	Aroclor-1260	37	U

EGL
8/6/10

1H - FORM I ARO

AROCLOR ORGANICS ANALYSIS DATA SHEET

CLIENT SAMPLE NO.

690-FIELDBLANK-O

Lab Name: MITKEM LABORATORIES Contract:

Lab Code: MITKEM Case No.: J1324 Mod. Ref No.: SDG No.: SJ1324

Matrix: (SOIL/SED/WATER) WATER Lab Sample ID: J1324-10B

Sample wt/vol: 1000 (g/mL) ML Lab File ID: E3H5170F.D/E3H5170R.D

% Moisture: Decanted: (Y/N) Date Received: 06/26/2010

Extraction: (Type) SEPF Date Extracted: 06/29/2010

Concentrated Extract Volume: 10000 (uL) Date Analyzed: 07/01/2010

Injection Volume: 1.0 (uL) GPC Factor: 1.00 Dilution Factor: 1.0

GPC Cleanup: (Y/N) N pH: Sulfur Cleanup: (Y/N) Y

Acid Cleanup: (Y/N) Y

CAS NO.	COMPOUND	CONCENTRATION UNITS: (ug/L or ug/Kg) µG/L	Q
12674-11-2	Aroclor-1016	1.0	U
11104-28-2	Aroclor-1221	1.0	U
11141-16-5	Aroclor-1232	1.0	U
53469-21-9	Aroclor-1242	1.0	U
12672-29-6	Aroclor-1248	1.0	U
11097-69-1	Aroclor-1254	1.0	U
11096-82-5	Aroclor-1260	1.0	U

EGL
8/6/10

U.S. EPA - CLP

1

EPA SAMPLE NO.

INORGANIC ANALYSIS DATA SHEET

690-FIELDBLANK-O

Lab Name: Mitkem Laboratories Contract: 208492

Lab Code: MITKEM Case No.: SAS No.: SDG No.: SJ1324

Matrix (soil/water): WATER Lab Sample ID: J1324-10

Level (low/med): MED Date Received: 06/26/2010

% Solids: 0.0

Concentration Units (ug/L or mg/kg dry weight): UG/L

CAS No.	Analyte	Concentration	C	Q	M
7429-90-5	Aluminum	29.1	~~B~~	J	P
7440-36-0	Antimony	4.2	U		P
7440-38-2	Arsenic	3.1	U		P
7440-39-3	Barium	2.9	U		P
7440-41-7	Beryllium	0.037	U		P
7440-43-9	Cadmium	0.50	U		P
7440-70-2	Calcium	206	~~B~~	U	P
7440-47-3	Chromium	0.50	U		P
7440-48-4	Cobalt	0.67	U		P
7440-50-8	Copper	4.7	U		P
7439-89-6	Iron	47.0	U		P
7439-92-1	Lead	2.1	U		P
7439-95-4	Magnesium	62.0	U		P
7439-96-5	Manganese	3.5	U		P
7439-97-6	Mercury	0.028	U		CV
7440-02-0	Nickel	0.64	U		P
7440-09-7	Potassium	59.0	U		P
7782-49-2	Selenium	10.0	U		P
7440-22-4	Silver	2.4	U		P
7440-23-5	Sodium	1160			P
7440-28-0	Thallium	5.7	U		P
7440-62-2	Vanadium	0.34	U		P
7440-66-6	Zinc	15.7	~~B~~	J	P

EGL
8/6/10

Comments:

10.07.02.A

FORM I - IN SW846

U.S. EPA - CLP

1

INORGANIC ANALYSIS DATA SHEET

EPA SAMPLE NO.

690-SB-26(8.0'-11.3')-O

Lab Name: Mitkem Laboratories Contract: 208492

Lab Code: MITKEM Case No.: SAS No.: SDG No.: SJ1324

Matrix (soil/water): SOIL Lab Sample ID: J1324-07

Level (low/med): MED Date Received: 06/26/2010

% Solids: 90.0

Concentration Units (ug/L or mg/kg dry weight): MG/KG

CAS No.	Analyte	Concentration	C	Q	M
7429-90-5	Aluminum	3510		~~E~~ J	P
7440-36-0	Antimony	0.15	U	~~N~~ J	P
7440-38-2	Arsenic	3.0		~~E~~ J	P
7440-39-3	Barium	26.4		~~E~~ J	P
7440-41-7	Beryllium	0.19	~~B~~	~~E~~ J	P
7440-43-9	Cadmium	0.13	~~B~~	J	P
7440-70-2	Calcium	82600			P
7440-47-3	Chromium	5.2		~~E~~ J	P
7440-48-4	Cobalt	3.5		~~E~~ J	P
7440-50-8	Copper	7.8		~~E~~ J	P
7439-89-6	Iron	10000			P
7439-92-1	Lead	7.2		~~E~~ J	P
7439-95-4	Magnesium	30500			P
7439-96-5	Manganese	317		~~E~~ J	P
7439-97-6	Mercury	0.0022	U		CV
7440-02-0	Nickel	8.8		~~E~~ J	P
7440-09-7	Potassium	1050			P
7782-49-2	Selenium	0.73	~~B~~	J	P
7440-22-4	Silver	0.066	U		P
7440-23-5	Sodium	292			P
7440-28-0	Thallium	0.63	~~B~~	J	P
7440-62-2	Vanadium	10.3		~~E~~ J	P
7440-66-6	Zinc	13.2		~~NE~~ J	P

EGL
8/6/10

Comments:

U.S. EPA - CLP

1

EPA SAMPLE NO.

INORGANIC ANALYSIS DATA SHEET

690-SB-61(6.3'-8.0')-O

Lab Name: Mitkem Laboratories Contract: 208492

Lab Code: MITKEM Case No.: SAS No.: SDG No.: SJ1324

Matrix (soil/water): SOIL Lab Sample ID: J1324-05

Level (low/med): MED Date Received: 06/26/2010

% Solids: 90.0

Concentration Units (ug/L or mg/kg dry weight): MG/KG

CAS No.	Analyte	Concentration	C	Q	M
7429-90-5	Aluminum	2480		~~E~~ J	P
7440-36-0	Antimony	0.10	U	J	P
7440-38-2	Arsenic	3.2		~~E~~ J	P
7440-39-3	Barium	174		~~E~~ J	P
7440-41-7	Beryllium	0.22		~~E~~ J	P
7440-43-9	Cadmium	0.18			P
7440-70-2	Calcium	180000			P
7440-47-3	Chromium	2.6		~~E~~ J	P
7440-48-4	Cobalt	2.5		~~E~~ J	P
7440-50-8	Copper	10.8		~~E~~ J	P
7439-89-6	Iron	12500			P
7439-92-1	Lead	6.4		~~E~~ J	P
7439-95-4	Magnesium	10600			P
7439-96-5	Manganese	333		~~E~~ J	P
7439-97-6	Mercury	0.0036	~~B~~	J	CV
7440-02-0	Nickel	8.7		~~E~~ J	P
7440-09-7	Potassium	638			P
7782-49-2	Selenium	1.4			P
7440-22-4	Silver	0.044	U		P
7440-23-5	Sodium	165			P
7440-28-0	Thallium	1.0			P
7440-62-2	Vanadium	6.1		~~E~~ J	P
7440-66-6	Zinc	31.4		~~NE~~ J	P

EGL
8/6/10

Comments:

U.S. EPA - CLP

1

INORGANIC ANALYSIS DATA SHEET

EPA SAMPLE NO.

690-SB-64(6.5'-8.0')-O

Lab Name: Mitkem Laboratories Contract: 208492

Lab Code: MITKEM Case No.: SAS No.: SDG No.: SJ1324

Matrix (soil/water): SOIL Lab Sample ID: J1324-04

Level (low/med): MED Date Received: 06/26/2010

% Solids: 88.0

Concentration Units (ug/L or mg/kg dry weight): MG/KG

CAS No.	Analyte	Concentration	C	Q	M
7429-90-5	Aluminum	2690		~~*E~~ J	P
7440-36-0	Antimony	0.15	U	~~N~~ J	P
7440-38-2	Arsenic	3.6		~~*E~~ J	P
7440-39-3	Barium	17.0		~~E~~ J	P
7440-41-7	Beryllium	0.22		~~E~~ J	P
7440-43-9	Cadmium	0.10	~~B~~	J	P
7440-70-2	Calcium	109000			P
7440-47-3	Chromium	3.8		~~*E~~ J	P
7440-48-4	Cobalt	2.5		~~E~~ J	P
7440-50-8	Copper	7.2		~~E~~ J	P
7439-89-6	Iron	9430			P
7439-92-1	Lead	7.5		~~*E~~ J	P
7439-95-4	Magnesium	47100			P
7439-96-5	Manganese	385		~~E~~ J	P
7439-97-6	Mercury	0.0023	U		CV
7440-02-0	Nickel	6.4		~~E~~ J	P
7440-09-7	Potassium	862			P
7782-49-2	Selenium	0.95	~~B~~	J	P
7440-22-4	Silver	0.064	U		P
7440-23-5	Sodium	163			P
7440-28-0	Thallium	1.1			P
7440-62-2	Vanadium	7.7		~~E~~ J	P
7440-66-6	Zinc	17.3		~~NE~~ J	P

EGL
8/6/10

Comments:

GLH

U.S. EPA - CLP

1

INORGANIC ANALYSIS DATA SHEET

EPA SAMPLE NO.

690-SB-65(4.0'-5.5')-D

Lab Name: Mitkem Laboratories Contract: 208492

Lab Code: MITKEM Case No.: SAS No.: SDG No.: SJ1324

Matrix (soil/water): SOIL Lab Sample ID: J1324-11

Level (low/med): MED Date Received: 06/26/2010

% Solids: 85.0

Concentration Units (ug/L or mg/kg dry weight): MG/KG

CAS No.	Analyte	Concentration	C	Q	M
7429-90-5	Aluminum	3580		~~E~~ J	P
7440-36-0	Antimony	0.16	U	~~N~~ J	P
7440-38-2	Arsenic	2.6			P
7440-39-3	Barium	22.7		~~E~~ J	P
7440-41-7	Beryllium	0.20	~~B~~	~~E~~ J	P
7440-43-9	Cadmium	0.15	~~B~~	J	P
7440-70-2	Calcium	87100			P
7440-47-3	Chromium	4.2		~~E~~ J	P
7440-48-4	Cobalt	3.9		~~E~~ J	P
7440-50-8	Copper	9.1			P
7439-89-6	Iron	11000		~~E~~ J	P
7439-92-1	Lead	5.8		~~E~~ J	P
7439-95-4	Magnesium	12500		~~E~~ J	P
7439-96-5	Manganese	394		~~E~~ J	P
7439-97-6	Mercury	0.0028	U		CV
7440-02-0	Nickel	9.4		~~E~~ J	P
7440-09-7	Potassium	974			P
7782-49-2	Selenium	1.3	~~B~~	J	P
7440-22-4	Silver	0.072	U		P
7440-23-5	Sodium	177			P
7440-28-0	Thallium	0.29	~~B~~	J	P
7440-62-2	Vanadium	9.7		~~E~~ J	P
7440-66-6	Zinc	23.4		~~*E~~ J	P

EGL
8/6/10

Comments:

U.S. EPA - CLP

1

EPA SAMPLE NO.

INORGANIC ANALYSIS DATA SHEET

690-SB-65(4.0'-5.5')-O

Lab Name: Mitkem Laboratories Contract: 208492

Lab Code: MITKEM Case No.: SAS No.: SDG No.: SJ1324

Matrix (soil/water): SOIL Lab Sample ID: J1324-08

Level (low/med): MED Date Received: 06/26/2010

% Solids: 86.0

Concentration Units (ug/L or mg/kg dry weight): MG/KG

CAS No.	Analyte	Concentration	C	Q	M
7429-90-5	Aluminum	2790		~~*E~~ J	P
7440-36-0	Antimony	0.11	U	~~N~~ J	P
7440-38-2	Arsenic	9.3		~~*E~~ J	P
7440-39-3	Barium	18.5		~~E~~ J	P
7440-41-7	Beryllium	0.27		~~E~~ J	P
7440-43-9	Cadmium	0.22			P
7440-70-2	Calcium	145000			P
7440-47-3	Chromium	3.6		~~*E~~ J	P
7440-48-4	Cobalt	3.2		~~E~~ J	P
7440-50-8	Copper	15.3		~~E~~ J	P
7439-89-6	Iron	15600			P
7439-92-1	Lead	12.5		~~*E~~ J	P
7439-95-4	Magnesium	33200			P
7439-96-5	Manganese	361		~~E~~ J	P
7439-97-6	Mercury	0.0028	U		CV
7440-02-0	Nickel	11.0		~~E~~ J	P
7440-09-7	Potassium	1210			P
7782-49-2	Selenium	1.6			P
7440-22-4	Silver	0.048	U		P
7440-23-5	Sodium	185			P
7440-28-0	Thallium	1.2			P
7440-62-2	Vanadium	6.0		~~E~~ J	P
7440-66-6	Zinc	28.6		~~NE~~ J	P

EGL 8/6/10

Comments:

U.S. EPA - CLP

1

INORGANIC ANALYSIS DATA SHEET

EPA SAMPLE NO.

690-SB-66(4.0'-5.2')-O

Lab Name: Mitkem Laboratories Contract: 208492

Lab Code: MITKEM Case No.: SAS No.: SDG No.: SJ1324

Matrix (soil/water): SOIL Lab Sample ID: J1324-06

Level (low/med): MED Date Received: 06/26/2010

% Solids: 89.0

Concentration Units (ug/L or mg/kg dry weight): MG/KG

CAS No.	Analyte	Concentration	C	Q	M
7429-90-5	Aluminum	2880		~~E~~ J	P
7440-36-0	Antimony	0.14	U	~~N~~ J	P
7440-38-2	Arsenic	3.5		~~E~~ J	P
7440-39-3	Barium	14.2		~~E~~ J	P
7440-41-7	Beryllium	0.17	~~B~~	~~E~~ J	P
7440-43-9	Cadmium	0.13	~~B~~	J	P
7440-70-2	Calcium	90300			P
7440-47-3	Chromium	3.9		~~E~~ J	P
7440-48-4	Cobalt	3.6		~~E~~ J	P
7440-50-8	Copper	6.5		~~E~~ J	P
7439-89-6	Iron	9930			P
7439-92-1	Lead	6.6		~~E~~ J	P
7439-95-4	Magnesium	36900			P
7439-96-5	Manganese	301		~~E~~ J	P
7439-97-6	Mercury	0.0022	U		CV
7440-02-0	Nickel	7.6		~~E~~ J	P
7440-09-7	Potassium	910			P
7782-49-2	Selenium	0.87	~~B~~	J	P
7440-22-4	Silver	0.060	U		P
7440-23-5	Sodium	195			P
7440-28-0	Thallium	0.78			P
7440-62-2	Vanadium	8.3		~~E~~ J	P
7440-66-6	Zinc	23.1		~~NE~~ J	P

EGL
8/6/10

Comments:

OUT

U.S. EPA - CLP

1

INORGANIC ANALYSIS DATA SHEET

EPA SAMPLE NO.

690-SG-1-O

Lab Name: Mitkem Laboratories Contract: 208492

Lab Code: MITKEM Case No.: SAS No.: SDG No.: SJ1324

Matrix (soil/water): WATER Lab Sample ID: J1324-01

Level (low/med): MED Date Received: 06/26/2010

% Solids: 0.0

Concentration Units (ug/L or mg/kg dry weight): UG/L

CAS No.	Analyte	Concentration	C	Q	M
7429-90-5	Aluminum	12000			P
7440-36-0	Antimony	13.7	~~B~~	U	P
7440-38-2	Arsenic	21.8			P
7440-39-3	Barium	1950			P
7440-41-7	Beryllium	3.4	~~B~~	J	P
7440-43-9	Cadmium	3.4	~~B~~	J	P
7440-70-2	Calcium	2180000			P
7440-47-3	Chromium	20.5			P
7440-48-4	Cobalt	34.5	~~B~~	J	P
7440-50-8	Copper	79.3			P
7439-89-6	Iron	14600			P
7439-92-1	Lead	14.5			P
7439-95-4	Magnesium	408000			P
7439-96-5	Manganese	22400			P
7439-97-6	Mercury	0.059	~~B~~	J	CV
7440-02-0	Nickel	410			P
7440-09-7	Potassium	15900			P
7782-49-2	Selenium	10.0	U		P
7440-22-4	Silver	2.4	U		P
7440-23-5	Sodium	877000			P
7440-28-0	Thallium	29.0			P
7440-62-2	Vanadium	7.7	~~B~~	J	P
7440-66-6	Zinc	223			P

EGL
8/6/10

Comments:

U.S. EPA - CLP

1

INORGANIC ANALYSIS DATA SHEET

EPA SAMPLE NO.

690-SG-2 (4.0'-7.9')-O

Lab Name: Mitkem Laboratories Contract: 208492

Lab Code: MITKEM Case No.: SAS No.: SDG No.: SJ1324

Matrix (soil/water): SOIL Lab Sample ID: J1324-03

Level (low/med): MED Date Received: 06/26/2010

% Solids: 81.0

Concentration Units (ug/L or mg/kg dry weight): MG/KG

CAS No.	Analyte	Concentration	C	Q	M
7429-90-5	Aluminum	7670		~~*E~~ J	P
7440-36-0	Antimony	0.12	U	~~N~~ J	P
7440-38-2	Arsenic	5.2		~~*E~~ J	P
7440-39-3	Barium	60.2		~~E~~ J	P
7440-41-7	Beryllium	0.42		~~E~~ J	P
7440-43-9	Cadmium	0.37			P
7440-70-2	Calcium	10800			P
7440-47-3	Chromium	8.2		~~*E~~ J	P
7440-48-4	Cobalt	5.5		~~E~~ J	P
7440-50-8	Copper	27.3		~~E~~ J	P
7439-89-6	Iron	23100			P
7439-92-1	Lead	12.5		~~*E~~ J	P
7439-95-4	Magnesium	6260			P
7439-96-5	Manganese	1800		~~E~~ J	P
7439-97-6	Mercury	0.018	~~B~~	J	CV
7440-02-0	Nickel	15.5		~~E~~ J	P
7440-09-7	Potassium	913			P
7782-49-2	Selenium	0.53	U		P
7440-22-4	Silver	0.054	U		P
7440-23-5	Sodium	1180			P
7440-28-0	Thallium	0.16	U		P
7440-62-2	Vanadium	14.0		~~E~~ J	P
7440-66-6	Zinc	56.1		~~NE~~ J	P

EGL
8/6/10

Comments:

U.S. EPA - CLP

1

INORGANIC ANALYSIS DATA SHEET

EPA SAMPLE NO.

690-SG-4-O

Lab Name: Mitkem Laboratories Contract: 208492

Lab Code: MITKEM Case No.: SAS No.: SDG No.: SJ1324

Matrix (soil/water): WATER Lab Sample ID: J1324-02

Level (low/med): MED Date Received: 06/26/2010

% Solids: 0.0

Concentration Units (ug/L or mg/kg dry weight): UG/L

CAS No.	Analyte	Concentration	C	Q	M
7429-90-5	Aluminum	7690			P
7440-36-0	Antimony	6.9	~~B~~	U	P
7440-38-2	Arsenic	25.9			P
7440-39-3	Barium	1220			P
7440-41-7	Beryllium	2.1	~~B~~	J	P
7440-43-9	Cadmium	1.1	~~B~~	J	P
7440-70-2	Calcium	1970000			P
7440-47-3	Chromium	14.5	~~B~~	J	P
7440-48-4	Cobalt	63.7			P
7440-50-8	Copper	38.7			P
7439-89-6	Iron	25500			P
7439-92-1	Lead	119			P
7439-95-4	Magnesium	389000			P
7439-96-5	Manganese	9730			P
7439-97-6	Mercury	0.028	U		CV
7440-02-0	Nickel	80.3			P
7440-09-7	Potassium	24700			P
7782-49-2	Selenium	10.0	U		P
7440-22-4	Silver	2.4	U		P
7440-23-5	Sodium	504000			P
7440-28-0	Thallium	16.1	~~B~~	J	P
7440-62-2	Vanadium	11.0	~~B~~	J	P
7440-66-6	Zinc	218			P

EGL
8/6/10

Comments:

Mitkem	Project: Soil	
175 Metro Center Boulevard	Project Number: Soil	**Reported:**
Warwick RI, 02886-1755	Project Manager: Shirley S. Ng	07/30/10 09:19

Radiochemical Analysis by EPA Methods
Waste Stream Technology

Analyte	Result	UNC	MDA	Units	Batch	Prepared	Analyzed	Method	Notes
690-SB-64(6.5'-8.0')-0 (0G02013-01) Soil Sampled: 06/24/10 09:30 Received: 07/02/10 11:53									
Thorium-232	**3.64E-1**	1.35E-1	9.14E-2	pCi/g	AG01914	07/19/10	07/22/10	USACE RMO-3008	J-01

EGL
8/6/10

The results in this report apply to the samples analyzed in accordance with the chain of custody document. This analytical report must be reproduced in its entirety.

0009

Data Usability Summary Report (DUSR)

Genesee Valley Real Estate
Labella Project #209280

Mitkem Laboratories, Warwick, RI
Sample Delivery Group #J1302
August 5, 2010

Prepared by:



Ethan Lee
LaBella Associates, P.C.
300 State St
Rochester, NY 14614

Analytical results for the project samples were reviewed to evaluate the data usability. Data was assessed in accordance with guidance from the following Federal and/or State guidance documents:

- USEPA National Functional Guidelines for Organic Data Review (EPA 540/R-99/008) and/or USEPA National Functional Guidelines for Low Concentration Organic Data Review (EPA 540-R-04-004).
- USEPA National Functional Guidelines for Inorganic Data Review (EPA 540/R-04-004).

And method protocol criteria were applicable as prescribed by "Test Methods for Evaluating Solid Waste", SW846, Update III, 1996.

This DUSR pertains to the following samples:

Sample ID	Lab ID	Matrix	Sample Date	Analysis Performed					
				VOC[1]	SVOC[2]	Pest.[3]	PCB[4]	Metals[5]/ Mercury[6]	Thorium[7]
690-SB-53 (0.8-4.0')-O	J1302-01	SO	6/23/10	X					
690-SB-51 (0.9-2.5')-O	J1302-02	SO	6/23/10	X	X			X	
690-SB-52 (0.9-4.0')-O	J1302-03	SO	6/23/10	X	X			X	
690-SB-45 (0.8-3.0')-O	J1302-04	SO	6/23/10	X	X	X	X	X	X
690-SB-46 (0.8-3.2')-O	J1302-05	SO	6/23/10	X	X			X	
690-SB-47 (0.8-3.7')-O	J1302-06	SO	6/23/10	X	X			X	
690-SB-42 (1.0-4.0')-O	J1302-07	SO	6/23/10	X	X			X	
690-SB-36 (2.0-3.8')-O	J1302-08	SO	6/23/10	X	X			X	
690-SB-35 (0.6-3.9')-O	J1302-09	SO	6/23/10	X	X	X	X	X	X
690-SB-38 (0.8-4.0')-O	J1302-10	SO	6/23/10	X	X			X	
690-SB-44 (0.8-3.5')-O	J1302-11	SO	6/23/10	X	X			X	
690-SB-32 (1.2-2.0')-O	J1302-12	SO	6/23/10	X	X			X	
690-SB-42 (1.0-4.0')-O	J1302-13	SO	6/23/10	X	X			X	
690-FIELD BLANK-O	J1302-14	AQ	6/23/10	X	X	X	X	X	

690-TRIP BLANK1-O	J1302-15	AQ	6/23/10	X					
690-TRIP BLANK2-O	J1302-16	AQ	6/23/10	X					

(1) VOC analyses were performed using USEPA Method SW846 8260B.
(2) SVOC analyses were performed using USEPA Method SW846 8270C.
(3) Pesticide analyses were performed using USEPA Method SW846 8081B.
(4) PCB analyses were performed using USEPA Method SW846 8082A.
(5) TAL Metals analyses were performed using USEPA Method SW846 6010B.
(6) Soil Mercury analyses were performed using USEPA Method SW846 7471B. Aqueous Mercury analyses were performed using USEPA Method SW846 7470A.
(7) Thorium analyses were performed using USACE Method RMO-3008.

The following items/criteria applicable to the analysis of project samples and associated QA/QC procedures were reviewed:

- Sample Data Reporting Format
- Preservation and Holding Time Compliance
- GC/MS Instrument Performance Check
- Initial Calibration Verification (ICV)
- Continuing Calibration Verification (CCV)
- Blank Sample Analysis
- System Monitoring/Surrogate Compound Recoveries
- Laboratory Control Sample (LCS) Recoveries
- Matrix Spike/Matrix Spike Duplicate (MS/MSD) Recoveries
- Internal Standards
- Target Compound Identification
- Compound Quantitation
- Data Qualifiers
- Summary

Volatile Organic Compounds (VOCs)

Sample Data Reporting Format

The sample data are presented using USEPA Contract Laboratory Protocol (CLP) format. The data package has been reviewed for completeness and found to contain each required sample result and associated QA/QC report form. The reporting format is complete and compliant with the objectives of the project. No qualification of the data is recommended.

Preservation and Holding Time Compliance

Maximum allowable holding times for each parameter were measured from the time of sample collection to the time of sample preparation or analysis for each project sample. All project samples were found to be properly preserved or analyzed within the USEPA recommended maximum holding time without exception.

Gas Chromatography/Mass Spectrometry (GC/MS) Instrument Performance Check

GC/MS instrument performance checks for the instruments used in the analysis of project samples fell within method specific criteria without exception. No qualification of the data is recommended.

Initial Calibration Verification (ICV)

Initial calibration checks for the instruments used in the analysis of project samples fell within the method specific criteria, with the following exceptions:

Inst.	Date/ Time	Target Analyte(s)	%RSD	RRF	Affected Sample(s)	Corrective Action
V1	6/28/10 14:38	1,1-Dichloroethane	22.3	0.25	690-SB-53 (0.8-4.0')-O	Action #1
		Bromoform	21.5	0.30	690-SB-51 (0.9-2.5')-O	Action #1
		2-Chloroethyl vinyl ether	23.1	0.10	690-SB-52 (0.9-4.0')-O	Action #1
					690-SB-45 (0.8-3.0')-O	
					690-SB-46 (0.8-3.2')-O	
					690-SB-47 (0.8-3.7')-O	
					690-SB-42 (1.0-4.0')-O	
					690-SB-36 (2.0-3.8')-O	
					690-SB-35 (0.6-3.9')-O	
					690-SB-38 (0.8-4.0')-O	
					690-SB-44 (0.8-3.5')-O	
					690-SB-32 (1.2-2.0')-O	
					690-SB-42 (1.0-4.0')-D	

Action #1: Positive results are qualified "J", estimated and nondetected analytes as "UJ", estimated detection limit.

Continuing Calibration Verification (CCV)

Continuing calibration checks for the instruments used in the analysis of project samples fell within the method specific criteria, with the following exceptions:

Inst.	Date/ Time	Target Analyte(s)	%D	RRF	Affected Sample(s)	Corrective Action
V1	6/29/10 07:35	Vinyl Chloride	35.5	0.48	690-SB-53 (0.8-4.0')-O 690-SB-51 (0.9-2.5')-O 690-SB-52 (0.9-4.0')-O 690-SB-45 (0.8-3.0')-O 690-SB-46 (0.8-3.2')-O 690-SB-47 (0.8-3.7')-O 690-SB-42 (1.0-4.0')-O 690-SB-36 (2.0-3.8')-O 690-SB-35 (0.6-3.9')-O 690-SB-38 (0.8-4.0')-O 690-SB-44 (0.8-3.5')-O 690-SB-32 (1.2-2.0')-O 690-SB-42 (1.0-4.0')-D	Action #1

Action #1: Positive results are qualified "J", estimated and nondetected analytes as "UJ", estimated detection limit.

Blank Sample Analysis

In accordance with cited USEPA guidelines, positive sample results should be reported unless the concentration of the compound in the project sample is less than or equal to 10 times (10X) the amount in any blank for the common laboratory contaminants (methylene chloride, acetone, 2-butanone, cyclohexane), or 5 times (5X) the amount for other target compounds.

Target compounds were not identified in associated blank samples at a concentration above the MDL for organic parameter analyses, with the following exceptions:

Blank	**Target Analyte(s)**	**Conc.**	**Affected Sample(s)**	**Flag sample results with a "U" if ≤ this value**
TRIP BLANK1-O	Chloroform	1.0 ug/L	All Samples	5.0 ug/L

System Monitoring/Surrogate Compound Recoveries

System monitoring/surrogate compound recoveries were within the laboratory specific criteria for the analysis of the project samples without exception.

Laboratory Control Sample (LCS) and Matrix Spike/Matrix Spike Duplicate (MS/MSD) Recoveries

LCS recoveries were within the method specific criteria without exception.

MS/MSD recovery data alone cannot be used to evaluate precision or accuracy of individual samples. Although the associated MS and MSD samples had VOC compounds with percent recoveries outside of the method specific criteria, due to the LCS recoveries being within the criteria, no qualification of the data is recommended.

Internal Standards (IS)

The calculated response of each IS compound fell within the QA/QC criteria. No qualification of the data is recommended.

Compound Quantitation

Compound quantitation is performed to ensure that reported quantitation results are accurate. No qualification of the data is recommended.

Data Qualifiers

Data qualifiers were assigned by the laboratory to the reported results to identify target analytes detected below the reporting limit (RL) but above the method detection limit (MDL). Based on a spot check of the data qualifiers used, these flags appeared to be applied to the reported results in accordance with USEPA guidance. The "J" qualifier, which indicates an estimated value because the result was between the RL and MDL, was carried forward.

Compounds detected at levels above the calibration range of the instrument were qualified "E" by the laboratory. The samples were then re-analyzed at a dilution to bring the concentration within the calibration range of the instrument. Both results were reported by the laboratory and the data validator used professional judgment to select the best result for reporting purposes.

Semivolatile Organic Compounds (SVOCs)

Sample Data Reporting Format

The sample data are presented using USEPA Contract Laboratory Protocol (CLP) format. The data package has been reviewed for completeness and found to contain each required sample result and associated QA/QC report form. The reporting format is complete and compliant with the objectives of the project. No qualification of the data is recommended.

Preservation and Holding Time Compliance

Maximum allowable holding times for each parameter were measured from the time of sample collection to the time of sample preparation or analysis for each project sample. All project samples were found to be properly preserved or analyzed within the USEPA recommended maximum holding time without exception.

Gas Chromatography/Mass Spectrometry (GC/MS) Instrument Performance Check

GC/MS instrument performance checks for the instruments used in the analysis of project samples fell within method specific criteria without exception. No qualification of the data is recommended.

Initial Calibration Verification (ICV)

Initial calibration checks for the instruments used in the analysis of project samples fell within the method specific criteria without exception.

Continuing Calibration Verification (CCV)

Continuing calibration checks for the instruments used in the analysis of project samples fell within the method specific criteria, with the following exceptions:

Inst.	Date/ Time	Target Analyte(s)	%D	RRF	Affected Sample(s)	Corrective Action
S3	7/3/10 12:07	2,4-Dinitrophenol	-47.0	0.11	690-SB-51 (0.9-2.5')-O 690-SB-52 (0.9-4.0')-O 690-SB-45 (0.8-3.0')-O 690-SB-46 (0.8-3.2')-O 690-SB-47 (0.8-3.7')-O 690-SB-42 (1.0-4.0')-O 690-SB-36 (2.0-3.8')-O 690-SB-35 (0.6-3.9')-O 690-SB-38 (0.8-4.0')-O 690-SB-44 (0.8-3.5')-O 690-SB-32 (1.2-2.0')-O 690-SB-42 (1.0-4.0')-D	Action #1

Action #1: Positive results are qualified "J", estimated and nondetected analytes as "UJ", estimated detection limit.

Blank Sample Analysis

In accordance with cited USEPA guidelines, positive sample results should be reported unless the concentration of the compound in the project sample is less than or equal to 5 times (5X) the amount in any blank.

Target compounds were not identified in associated blank samples at a concentration above the MDL for organic parameter analyses.

System Monitoring/Surrogate Compound Recoveries

System monitoring/surrogate compound recoveries were within the laboratory specific criteria for the analysis of the project samples, with the following exceptions:

Soil

Surrogate		Criteria (%)
Nitrobenzene-d5	S01	35-100
2-Fluorobiphenyl	S02	45-105
Terphenyl-d14	S03	30-125
Phenol-d5	S04	40-100
2-Fluorophenol	S05	35-105
2,4,6-Tribromophenol	S06	35-125

Project Sample ID	S01	S02	S03	S04	S05	S06	Positive Results	Non Detect (ND)
	%R	%R	%R	%R	%R	%R		
690-SB-52 (0.9-4.0')-O	**30**	60	108	40	38	103	J	UJ

If the surrogate percent recovery is greater than the upper acceptance limit, associated target analyte positive results are qualified "J", estimated and nondetected analytes should not be qualified. If the surrogate percent recovery is less than the lower acceptance limit, associated target analyte positive results are qualified "J", estimated and nondetected analytes are qualified "UJ", estimated detection limit. All SVOC target analytes in the identified project samples should be qualified as noted above.

Laboratory Control Sample (LCS) and Matrix Spike/Matrix Spike Duplicate (MS/MSD) Recoveries

LCS recoveries were within the method specific criteria, with the following exceptions:

LCS ID	Compound	QC Criteria	LCS %R	Affected Samples	Action
LCS-52599	2-Nitroaniline	50-115	29	690-FIELD BLANK-O	Action #1
	4-Nitroaniline	35-120	23		Action #1
	3,3'-Dichlorobenzidine	20-110	15		Action #1

Action #1: Positive results are qualified "J", estimated and nondetected analytes are qualified "UJ", estimated.

MS/MSD recovery data alone cannot be used to evaluate precision or accuracy of individual samples. Although the associated MS and MSD samples had SVOC compounds with percent recoveries outside of the method specific criteria, due to the LCS recoveries being within the criteria, no qualification of the data is recommended.

Internal Standards (IS)

The calculated response of each IS compound fell within the QA/QC criteria. No qualification of the data is recommended.

Compound Quantitation

Compound quantitation is performed to ensure that reported quantitation results are accurate. No qualification of the data is recommended.

Data Qualifiers

Data qualifiers were assigned by the laboratory to the reported results to identify target analytes detected below the reporting limit (RL) but above the method detection limit (MDL), and/or when target analytes were detected in the associated method/preparation blank sample. Based on a spot check of the data qualifiers used, these flags appeared to be applied to the reported results in accordance with USEPA guidance. The "J" qualifier, which indicates an estimated value because the result was between the RL and MDL, was carried forward.

Compounds detected at levels above the calibration range of the instrument were qualified "E" by the laboratory. The samples were then re-analyzed at a dilution to bring the concentration within the calibration range of the instrument. Both results were reported by the laboratory and the data validator used professional judgment to select the best result for reporting purposes.

Pesticides

Preservation and Holding Time Compliance

Maximum allowable holding times for each parameter were measured from the time of sample collection to the time of sample preparation or analysis for each project sample. All project samples were found to be properly preserved or analyzed within the USEPA recommended maximum holding time without exception. No qualification of the data is recommended.

Gas Chromatography/Electron Capture Detector (GC/ECD) Instrument Performance Check

GC/ECD instrument performance checks for the instruments used in the analysis of project samples fell within method specific criteria without exception. No qualification of the data is recommended.

Initial Calibration Verification (ICV)

Initial calibration checks for the instruments used in the analysis of project samples fell within the method specific criteria without exception. No qualification of the data is recommended.

Continuing Calibration Verification (CCV)

The mid-point calibration INDC3GE run on 7/6/2010 at 13:58 had %Ds outside the method specified limits for endrin, 4,4'-DDT, and methoxychlor in Column 1, affecting all soil samples. The %Ds for Column 2 were in compliance. The affected analytes in these samples were either nondetected results or were reported from Column 2. No qualification of the data is recommended.

Blank Sample Analysis

In accordance with cited USEPA guidelines, positive sample results should be reported unless the concentration of the compound in the project sample is less than or equal the amount in any blank. Target compounds were not identified in associated blank samples at a concentration above the MDL without exception. No qualification of the data is recommended.

System Monitoring/Surrogate Compound Recoveries

System monitoring/surrogate compound recoveries were within the laboratory specific criteria for the analysis of the project samples, with the following exceptions:

Soil

Surrogate		**Criteria (%)**
Tetrachloro-m-xylene	S01	14-113
Decachlorobiphenyl	S02	55-130

Project Sample ID	S01 Col. 1	S01 Col. 2	S02 Col. 1	S02 Col. 2	Positive Results	Non Detect (ND)
	%R	%R	%R	%R		
690-SB-35 (0.6-3.9')-O	82	82	**329**	**281**	J	No Qual

If the surrogate percent recovery is greater than the upper acceptance limit, associated target analyte positive results are qualified "J", estimated and nondetected analytes should not be qualified. If the surrogate percent recovery is less than the lower acceptance limit, associated target analyte positive results are qualified "J", estimated and nondetected analytes are qualified "UJ", estimated detection limit. All pesticide target analytes in the identified project samples should be qualified as noted above.

Laboratory Control Sample (LCS) and Matrix Spike/Matrix Spike Duplicate (MS/MSD) Recoveries

LCS recoveries were within the method specific criteria without exception. No qualification of the data is recommended.

MS/MSD recovery data alone cannot be used to evaluate precision or accuracy of individual samples. Although the associated MS and MSD samples had Pesticide compounds with percent recoveries outside of the method specific criteria, due to the LCS recoveries being within the criteria, no qualification of the data is recommended.

Target Compound Identification

Target compounds that were detected in the project samples were detected in both GC columns at comparable concentrations, ensuring that no interfering analytes are present, with the following exceptions. For sample 690-SB-45 (0.8-3.0')-O, the %D between the concentrations in the columns for gamma-Chlordane was above the method specified limit. For sample 690-SB-35 (0.6-3.9')-O, the %D between the concentrations in the columns for Endosulfan II was above the method specified limit. These results indicate the possible presence of interfering analytes. The lower of the column concentrations is reported for these analytes and the results are qualified as "J", estimated.

Compound Quantitation

Compound quantitation is performed to ensure that reported quantitation results are accurate. No qualification of the data is recommended.

PCBs

Preservation and Holding Time Compliance

Maximum allowable holding times for each parameter were measured from the time of sample collection to the time of sample preparation or analysis for each project sample. All project samples were found to be properly preserved or analyzed within the USEPA recommended maximum holding time without exception. No qualification of the data is recommended.

Initial Calibration Verification (ICV)

Initial calibration checks for the instruments used in the analysis of project samples fell within the method specific criteria without exception. No qualification of the data is recommended.

Continuing Calibration Verification (CCV)

Continuing calibration checks for the instruments used in the analysis of project samples fell within the method specific criteria without exception. No qualification of the data is recommended.

Blank Sample Analysis

In accordance with cited USEPA guidelines, positive sample results should be reported unless the concentration of the compound in the project sample is less than or equal the amount in any blank. Target compounds were not identified in associated blank samples at a concentration above the MDL without exception. No qualification of the data is recommended.

System Monitoring/Surrogate Compound Recoveries

System monitoring/surrogate compound recoveries were within the laboratory specific criteria for the analysis of the project samples, with the following exceptions:

Soil

Surrogate		**Criteria (%)**
Tetrachloro-m-xylene	S01	13-120
Decachlorobiphenyl	S02	60-125

Project Sample ID	**S01 Col. 1**	**S01 Col. 2**	**S02 Col. 1**	**S02 Col. 2**	**Positive Results**	**Non Detect (ND)**
	%R	**%R**	**%R**	**%R**		
690-SB-45 (0.8-3.0')-O	101	94	**131**	100	J	No Qual
690-SB-35 (0.6-3.9')-O	105	94	**156**	93	J	No Qual

If the surrogate percent recovery is greater than the upper acceptance limit, associated target analyte positive results are qualified "J", estimated and nondetected analytes should not be qualified. All pesticide target analytes in the identified project samples should be qualified as noted above.

Laboratory Control Sample (LCS) and MS/MSD Recoveries

LCS recoveries were within the method specific criteria, with the following exceptions:

LCS ID	Compound	QC Criteria	LCS %R	Affected Samples	Action
LCS-52596	Aroclor-1260	60-130	131	690-SB-45 (0.8-3.0')-O 690-SB-35 (0.6-3.9')-O	Action #1

Action #1: Positive results are qualified "J", estimated and nondetected analytes should not be qualified.

MS/MSD recoveries were within the method specific criteria without exception.

Target Compound Identification

Target compounds that were detected in the project samples were detected in both GC columns at comparable concentrations, ensuring no interfering analytes are present. No qualification of the data is recommended.

Compound Quantitation

Compound quantitation is performed to ensure that reported quantitation results are accurate. Compounds were quantitated correctly without exception.

Metals

Preservation and Holding Time Compliance

Maximum allowable holding times for each parameter were measured from the time of sample collection to the time of sample preparation or analysis for each project sample. All project samples were found to be properly preserved or analyzed within the USEPA recommended maximum holding time without exception. No qualification of the data is recommended.

Initial Calibration Verification (ICV)

Initial calibration checks for the instruments used in the analysis of project samples fell within the method specific criteria without exception. No qualification of the data is recommended.

Continuing Calibration Verification (CCV)

Continuing calibration checks for the instruments used in the analysis of project samples fell within the method specific criteria without exception. No qualification of the data is recommended.

Blank Sample Analysis

In accordance with cited USEPA guidelines, positive sample results should be reported unless the concentration of the compound in the project sample is less than or equal to 5 times (5X) the amount in the associated blank sample.

Target compounds were not identified in associated blank samples at a concentration above the MDL for metals analyses, with the following exceptions:

Blank	**Target Analyte(s)**	**Conc.**	**Affected Sample(s)**	**Flag sample results with a "U" if ≤ this value**
690-FIELD BLANK-O	Arsenic Chromium Sodium Zinc	4.3 ug/L 0.93 ug/L 93.0 ug/L 15.0 ug/L	All Samples	21.5 ug/L 4.65 ug/L 465 ug/L 75 ug/L
MB-52676	Antimony Calcium Lead	6.36 ug/L 92.5 ug/L 2.52 ug/L	690-FIELD BLANK-O	31.8 ug/L 463 ug/L 12.6 ug/L
MB-52656	Antimony	0.33 mg/kg	690-SB-51 (0.9-2.5')-O 690-SB-52 (0.9-4.0')-O 690-SB-45 (0.8-3.0')-O 690-SB-46 (0.8-3.2')-O 690-SB-47 (0.8-3.7')-O 690-SB-42 (1.0-4.0')-O 690-SB-36 (2.0-3.8')-O 690-SB-35 (0.6-3.9')-O 690-SB-38 (0.8-4.0')-O 690-SB-44 (0.8-3.5')-O 690-SB-32 (1.2-2.0')-O 690-SB-42 (1.0-4.0')-D	1.65 mg/kg

Note: Preparation Blank associated samples include all samples analyzed within the sample analytical batch.

Interference Check Sample Analysis

The interference check sample solution percent recoveries (%Rs) fell within the method required control limits without exception. No qualification of the data is recommended.

Laboratory Control Sample Analysis

The laboratory control sample (LCS) %Rs fell within the method required control limits without exception. No qualification of the data is recommended.

MS/MSD Analysis

The MS %Rs fell within the method required control limits (75-125%), with the following exceptions:

MS ID	Compound	MS %R	Affected Samples	Action
690-SB-45 (0.8-3.0')-O	Antimony	45	All Soil Samples	Action #1
	Copper	415		Action #2
	Thallium	69		Action #1

Action #1: Positive results are qualified "J", estimated and nondetected analytes are qualified "UJ", estimated detection limit.
Action #2: Positive results are qualified "J", estimated and nondetected analytes should not be qualified.

Laboratory Duplicate Analysis

The laboratory duplicate percent differences (%Ds) fell within the method required control limits, with the following exceptions:

Lab Dup ID	Compound	%RPD	Affected Samples	Action
690-SB-45 (0.8-3.0')-O	Calcium	23.1	All Soil Samples	Action #1
	Copper	57.9		Action #1
	Iron	24.9		Action #1
	Magnesium	23.2		Action #1
	Mercury	44.5		Action #1
	Zinc	33.7		Action #1

Action #1: Positive results are qualified "J", estimated and nondetected analytes are qualified "UJ", estimated detection limit.

ICP Serial Dilution Analysis

The ICP Serial Dilution %Ds fell within the method required control limits with the following exceptions:

Lab Dup ID	Compound	%D	Affected Samples	Action
690-SB-45	Barium	14	All Soil Samples	Action #1
(0.8-3.0')-O	Beryllium	28		Action #1
	Chromium	12		Action #1
	Cobalt	25		Action #1
	Lead	11		Action #1
	Magnesium	10		Action #1
	Nickel	19		Action #1
	Sodium	11		Action #1
	Vanadium	14		Action #1
	Zinc	11		Action #1

Action #1: Positive results are qualified "J", estimated and nondetected analytes are qualified "UJ", estimated detection limit.

Data Qualifiers

"B" data qualifiers were assigned by the laboratory to the reported results to identify target analytes detected below the reporting limit (RL) but above the method detection limit (MDL). Based on a spot check of the data qualifiers used, these flags appeared to be applied to the reported results in accordance with USEPA guidance. The "B" qualifier was changed to a "J" by the data reviewer, indicating that the result is estimated.

Compound Quantitation

Compound quantitation is performed to ensure that reported quantitation results are accurate. Compounds were quantitated correctly without exception.

Thorium

Preservation and Holding Time Compliance

Maximum allowable holding times for each parameter were measured from the time of sample collection to the time of sample preparation or analysis for each project sample. All project samples were found to be properly preserved or analyzed within the USEPA recommended maximum holding time without exception. No qualification of the data is recommended.

Blank Sample Analysis

In accordance with cited USEPA guidelines, positive sample results should be reported unless the concentration of the compound in the project sample is less than or equal to 5 times (5X) the amount in the associated blank sample.

Target compounds were not identified in associated blank samples at a concentration above the MDL for metals analyses, with the following exceptions:

Blank	Target Analyte(s)	Conc.	Affected Sample(s)	Flag sample results with a "U" if ≤ this value
BLK1	Thorium-232 Thorium-230	6.7E-02 1.4E-01	All Samples	3.4E-01 7.0E-01

Note: Preparation Blank associated samples include all samples analyzed within the sample analytical batch.

Laboratory Control Sample Analysis

The laboratory control sample (LCS) %Rs fell within the method required control limits without exception. No qualification of the data is recommended.

MS/MSD Analysis

The MS %Rs fell within the method required control limits without exception.

Laboratory Duplicate Analysis

The laboratory duplicate percent differences (%Ds) fell within the method required control limits without exception. No qualification of the data is recommended.

Compound Quantitation

Compound quantitation is performed to ensure that reported quantitation results are accurate. Compounds were quantitated correctly without exception.

Summary

The results presented in each report were found to be compliant with the data quality objectives for the project and usable. Based on our review, the usability of the data is 100%, with the few exceptions noted above.

1A - FORM I VOA-1

VOLATILE ORGANICS ANALYSIS DATA SHEET

CLIENT SAMPLE NO.

690-SB-53
(0.8'-4.0')-O

Lab Name: MITKEM LABORATORIES Contract:

Lab Code: MITKEM Case No.: J1302 Mod. Ref No.: SDG No.: SJ1302

Matrix: (SOIL/SED/WATER) SOIL Lab Sample ID: J1302-01A

Sample wt/vol: 5.00 (g/mL) G Lab File ID: V1L4826.D

Level: (TRACE/LOW/MED) LOW Date Received: 06/24/2010

% Moisture: not dec. 15 Date Analyzed: 06/29/2010

GC Column: DB-624 ID: 0.25 (mm) Dilution Factor: 1.0

Soil Extract Volume: (uL) Soil Aliquot Volume: (uL)

Purge Volume: 10.0 (mL)

CAS NO.	COMPOUND	CONCENTRATION UNITS: (ug/L or ug/Kg) ug/KG	Q
74-87-3	Chloromethane	5.9	U
75-01-4	Vinyl chloride	5.9	U J
74-83-9	Bromomethane	5.9	U
75-00-3	Chloroethane	5.9	U
75-69-4	Trichlorofluoromethane	5.9	U
75-35-4	1,1-Dichloroethene	5.9	U
67-64-1	Acetone	330	B
75-15-0	Carbon disulfide	1.2	J
75-09-2	Methylene chloride	5.9	U
156-60-5	trans-1,2-Dichloroethene	5.9	U
1634-04-4	Methyl tert-butyl ether	5.9	U
75-34-3	1,1-Dichloroethane	5.9	U J
108-05-4	Vinyl acetate	5.9	U
78-93-3	2-Butanone	9.4	
156-59-2	cis-1,2-Dichloroethene	5.9	U
67-66-3	Chloroform	5.9	U
71-55-6	1,1,1-Trichloroethane	5.9	U
56-23-5	Carbon tetrachloride	5.9	U
107-06-2	1,2-Dichloroethane	5.9	U
71-43-2	Benzene	5.9	U
79-01-6	Trichloroethene	4.4	J
78-87-5	1,2-Dichloropropane	5.9	U
75-27-4	Bromodichloromethane	5.9	U
10061-01-5	cis-1,3-Dichloropropene	5.9	U
108-10-1	4-Methyl-2-pentanone	5.7	J
108-88-3	Toluene	4.5	J
10061-02-6	trans-1,3-Dichloropropene	5.9	U
79-00-5	1,1,2-Trichloroethane	5.9	U
127-18-4	Tetrachloroethene	5.9	U
591-78-6	2-Hexanone	5.9	U
124-48-1	Dibromochloromethane	5.9	U
108-90-7	Chlorobenzene	5.9	U
100-41-4	Ethylbenzene	13	
1330-20-7	m,p-Xylene	100	
95-47-6	o-Xylene	81	

EGL 8/5/10

1B - FORM I VOA-2

VOLATILE ORGANICS ANALYSIS DATA SHEET

CLIENT SAMPLE NO.

690-SB-53
(0.8'-4.0')-O

Lab Name: MITKEM LABORATORIES Contract:

Lab Code: MITKEM Case No.: J1302 Mod. Ref No.: SDG No.: SJ1302

Matrix: (SOIL/SED/WATER) SOIL Lab Sample ID: J1302-01A

Sample wt/vol: 5.00 (g/mL) G Lab File ID: V1L4826.D

Level: (TRACE/LOW/MED) LOW Date Received: 06/24/2010

% Moisture: not dec. 15 Date Analyzed: 06/29/2010

GC Column: DB-624 ID: 0.25 (mm) Dilution Factor: 1.0

Soil Extract Volume: (uL) Soil Aliquot Volume: (uL)

Purge Volume: 10.0 (mL)

CAS NO.	COMPOUND	CONCENTRATION UNITS: (ug/L or ug/Kg) µG/KG	Q
1330-20-7	Xylene (Total)	180	
100-42-5	Styrene	5.9	U
75-25-2	Bromoform	5.9	UJ
98-82-8	Isopropylbenzene	5.9	U
79-34-5	1,1,2,2-Tetrachloroethane	5.9	U
103-65-1	n-Propylbenzene	3.8	J
108-67-8	1,3,5-Trimethylbenzene	50	
98-06-6	tert-Butylbenzene	5.9	U
95-63-6	1,2,4-Trimethylbenzene	65	
135-98-8	sec-Butylbenzene	4.2	J
99-87-6	4-Isopropyltoluene	7.6	
541-73-1	1,3-Dichlorobenzene	5.9	U
106-46-7	1,4-Dichlorobenzene	5.9	U
104-51-8	n-Butylbenzene	12	
95-50-1	1,2-Dichlorobenzene	5.9	U
91-20-3	Naphthalene	3.0	J
110-75-8	2-Chloroethyl vinyl ether	5.9	UJ

1J - FORM I VOA-TIC

VOLATILE ORGANICS ANALYSIS DATA SHEET

TENTATIVELY IDENTIFIED COMPOUNDS

CLIENT SAMPLE NO.

690-SB-53 (0.8'-4.0')-O

Lab Name: MITKEM LABORATORIES Contract:

Lab Code: MITKEM Case No.: J1302 Mod. Ref No.: SDG No.: SJ1302

Matrix: (SOIL/SED/WATER) SOIL Lab Sample ID: J1302-01A

Sample wt/vol: 5.00 (g/mL) G Lab File ID: V1L4826.D

Level: (TRACE or LOW/MED) LOW Date Received: 06/24/2010

% Moisture: not dec. 15 Date Analyzed: 06/29/2010

GC Column: DB-624 ID: 0.25 (mm) Dilution Factor: 1.0

Soil Extract Volume: (uL) Soil Aliquot Volume: (uL)

CONCENTRATION UNITS: (ug/L or ug/Kg) µG/KG Purge Volume: 10.0 (mL)

	CAS NUMBER	COMPOUND NAME	RT	EST. CONC.	Q
01		Unknown-01	10.515	130	J
02	5911-04-6	Nonane, 3-methyl-	11.756	190	NJ
03	124-18-5	Decane	12.179	490	NJ
04		Unknown-02	12.406	120	J
05	1678-93-9	Cyclohexane, butyl-	12.859	210	NJ
06		Unknown-03	12.997	360	J
07	6975-98-0	Decane, 2-methyl-	13.085	140	NJ
08	13151-34-3	Decane, 3-methyl-	13.194	150	NJ
09	1120-21-4	Undecane	13.548	670	NJ
10	1454-84-8	1-Nonadecanol	13.785	240	NJ
11	99-62-7	Benzene, 1,3-bis(1-methyleth	14.523	120	NJ
	E96679[1]	Total Alkanes	N/A		

[1] EPA-designated Registry Number.

1A - FORM I VOA-1

VOLATILE ORGANICS ANALYSIS DATA SHEET

CLIENT SAMPLE NO.

690-SB-53
(0.8'-4.0')-ODL

Lab Name: MITKEM LABORATORIES Contract:

Lab Code: MITKEM Case No.: J1302 Mod. Ref No.: SDG No.: SJ1302

Matrix: (SOIL/SED/WATER) SOIL Lab Sample ID: J1302-01ADL

Sample wt/vol: 2.00 (g/mL) G Lab File ID: V1L4839.D

Level: (TRACE/LOW/MED) LOW Date Received: 06/24/2010

% Moisture: not dec. 15 Date Analyzed: 06/29/2010

GC Column: DB-624 ID: 0.25 (mm) Dilution Factor: 1.0

Soil Extract Volume: (uL) Soil Aliquot Volume: (uL)

Purge Volume: 10.0 (mL)

CAS NO.	COMPOUND	CONCENTRATION UNITS: (ug/L or ug/Kg) µG/KG	Q
74-87-3	Chloromethane	15	U
75-01-4	Vinyl chloride	15	U
74-83-9	Bromomethane	15	U
75-00-3	Chloroethane	15	U
75-69-4	Trichlorofluoromethane	15	U
75-35-4	1,1-Dichloroethene	15	U
67-64-1	Acetone	420	D
75-15-0	Carbon disulfide	3.2	DJ
75-09-2	Methylene chloride	15	U
156-60-5	trans-1,2-Dichloroethene	15	U
1634-04-4	Methyl tert-butyl ether	15	U
75-34-3	1,1-Dichloroethane	15	U
108-05-4	Vinyl acetate	15	U
78-93-3	2-Butanone	11	DJ
156-59-2	cis-1,2-Dichloroethene	15	U
67-66-3	Chloroform	15	U
71-55-6	1,1,1-Trichloroethane	15	U
56-23-5	Carbon tetrachloride	15	U
107-06-2	1,2-Dichloroethane	15	U
71-43-2	Benzene	15	U
79-01-6	Trichloroethene	6.6	DJ
78-87-5	1,2-Dichloropropane	15	U
75-27-4	Bromodichloromethane	15	U
10061-01-5	cis-1,3-Dichloropropene	15	U
108-10-1	4-Methyl-2-pentanone	4.9	DJ
108-88-3	Toluene	6.0	DJ
10061-02-6	trans-1,3-Dichloropropene	15	U
79-00-5	1,1,2-Trichloroethane	15	U
127-18-4	Tetrachloroethene	15	U
591-78-6	2-Hexanone	15	U
124-48-1	Dibromochloromethane	15	U
108-90-7	Chlorobenzene	15	U
100-41-4	Ethylbenzene	15	DJ
1330-20-7	m,p-Xylene	110	D
95-47-6	o-Xylene	87	D

1B - FORM I VOA-2

VOLATILE ORGANICS ANALYSIS DATA SHEET

CLIENT SAMPLE NO.

690-SB-53
(0.8'-4.0')-ODL

Lab Name: MITKEM LABORATORIES Contract:

Lab Code: MITKEM Case No.: J1302 Mod. Ref No.: SDG No.: SJ1302

Matrix: (SOIL/SED/WATER) SOIL Lab Sample ID: J1302-01ADL

Sample wt/vol: 2.00 (g/mL) G Lab File ID: V1L4839.D

Level: (TRACE/LOW/MED) LOW Date Received: 06/24/2010

% Moisture: not dec. 15 Date Analyzed: 06/29/2010

GC Column: DB-624 ID: 0.25 (mm) Dilution Factor: 1.0

Soil Extract Volume: (uL) Soil Aliquot Volume: (uL)

Purge Volume: 10.0 (mL)

CAS NO.	COMPOUND	CONCENTRATION UNITS: (ug/L or ug/Kg) µG/KG	Q
1330-20-7	Xylene (Total)	200	D
100-42-5	Styrene	15	U
75-25-2	Bromoform	15	U
98-82-8	Isopropylbenzene	15	U
79-34-5	1,1,2,2-Tetrachloroethane	15	U
103-65-1	n-Propylbenzene	15	U
108-67-8	1,3,5-Trimethylbenzene	36	D
98-06-6	tert-Butylbenzene	15	U
95-63-6	1,2,4-Trimethylbenzene	48	D
135-98-8	sec-Butylbenzene	15	U
99-87-6	4-Isopropyltoluene	6.0	DJ
541-73-1	1,3-Dichlorobenzene	15	U
106-46-7	1,4-Dichlorobenzene	15	U
104-51-8	n-Butylbenzene	9.1	DJ
95-50-1	1,2-Dichlorobenzene	15	U
91-20-3	Naphthalene	3.3	DJ
110-75-8	2-Chloroethyl vinyl ether	15	U

EGL
8/5/10

1J - FORM I VOA-TIC

VOLATILE ORGANICS ANALYSIS DATA SHEET

TENTATIVELY IDENTIFIED COMPOUNDS

CLIENT SAMPLE NO.

690-SB-53
(0.8'-4.0')-ODL

Lab Name: MITKEM LABORATORIES Contract:

Lab Code: MITKEM Case No.: J1302 Mod. Ref No.: SDG No.: SJ1302

Matrix: (SOIL/SED/WATER) SOIL Lab Sample ID: J1302-01ADL

Sample wt/vol: 2.00 (g/mL) G Lab File ID: V1L4839.D

Level: (TRACE or LOW/MED) LOW Date Received: 06/24/2010

% Moisture: not dec. 15 Date Analyzed: 06/29/2010

GC Column: DB-624 ID: 0.25 (mm) Dilution Factor: 1.0

Soil Extract Volume: (uL) Soil Aliquot Volume: (uL)

CONCENTRATION UNITS: (ug/L or ug/Kg) µG/KG Purge Volume: 10.0 (mL)

	CAS NUMBER	COMPOUND NAME	RT	EST. CONC.	Q
01		Unknown-01	11.755	130	DJ
02	124-18-5	Decane	12.178	340	DNJ
03	2847-72-5	Decane, 4-methyl-	12.523	280	DNJ
04		Unknown-02	12.779	150	DJ
05	1678-93-9	Cyclohexane, butyl-	12.858	160	DNJ
06		Unknown-03	13.006	220	DJ
07		Unknown-04	13.085	110	DJ
08	13151-34-3	Decane, 3-methyl-	13.193	120	DNJ
09	1120-21-4	Undecane	13.557	560	DNJ
10		Unknown-05	13.784	200	DJ
11	99-62-7	Benzene, 1,3-bis(1-methyleth	14.533	150	DNJ
	E966796[1]	Total Alkanes	N/A		

[1] EPA-designated Registry Number.

EGL

8/5/10

1A - FORM I VOA-1

VOLATILE ORGANICS ANALYSIS DATA SHEET

CLIENT SAMPLE NO.

690-SB-51
(0.9'-2.5')-O

Lab Name: MITKEM LABORATORIES Contract:

Lab Code: MITKEM Case No.: J1302 Mod. Ref No.: SDG No.: SJ1302

Matrix: (SOIL/SED/WATER) SOIL Lab Sample ID: J1302-02B

Sample wt/vol: 5.40 (g/mL) G Lab File ID: V1L4827.D

Level: (TRACE/LOW/MED) LOW Date Received: 06/24/2010

% Moisture: not dec. 15 Date Analyzed: 06/29/2010

GC Column: DB-624 ID: 0.25 (mm) Dilution Factor: 1.0

Soil Extract Volume: (uL) Soil Aliquot Volume: (uL)

Purge Volume: 10.0 (mL)

CAS NO.	COMPOUND	CONCENTRATION UNITS: (ug/L or ug/Kg) ug/KG	Q
74-87-3	Chloromethane	5.4	U
75-01-4	Vinyl chloride	5.4	UJ
74-83-9	Bromomethane	5.4	U
75-00-3	Chloroethane	5.4	U
75-69-4	Trichlorofluoromethane	5.4	U
75-35-4	1,1-Dichloroethene	5.4	U
67-64-1	Acetone	5.4	U
75-15-0	Carbon disulfide	5.4	U
75-09-2	Methylene chloride	5.4	U
156-60-5	trans-1,2-Dichloroethene	5.4	U
1634-04-4	Methyl tert-butyl ether	5.4	U
75-34-3	1,1-Dichloroethane	5.4	UJ
108-05-4	Vinyl acetate	5.4	U
78-93-3	2-Butanone	5.4	U
156-59-2	cis-1,2-Dichloroethene	5.4	U
67-66-3	Chloroform	5.4	U
71-55-6	1,1,1-Trichloroethane	5.4	U
56-23-5	Carbon tetrachloride	5.4	U
107-06-2	1,2-Dichloroethane	5.4	U
71-43-2	Benzene	5.4	U
79-01-6	Trichloroethene	4.2	J
78-87-5	1,2-Dichloropropane	5.4	U
75-27-4	Bromodichloromethane	5.4	U
10061-01-5	cis-1,3-Dichloropropene	5.4	U
108-10-1	4-Methyl-2-pentanone	5.4	U
108-88-3	Toluene	5.4	U
10061-02-6	trans-1,3-Dichloropropene	5.4	U
79-00-5	1,1,2-Trichloroethane	5.4	U
127-18-4	Tetrachloroethene	5.4	U
591-78-6	2-Hexanone	5.4	U
124-48-1	Dibromochloromethane	5.4	U
108-90-7	Chlorobenzene	5.4	U
100-41-4	Ethylbenzene	5.4	U
1330-20-7	m,p-Xylene	5.4	U
95-47-6	o-Xylene	5.4	U

EAL
8/5/10

1B - FORM I VOA-2

VOLATILE ORGANICS ANALYSIS DATA SHEET

CLIENT SAMPLE NO.

690-SB-51
(0.9'-2.5')-O

Lab Name: MITKEM LABORATORIES Contract:

Lab Code: MITKEM Case No.: J1302 Mod. Ref No.: SDG No.: SJ1302

Matrix: (SOIL/SED/WATER) SOIL Lab Sample ID: J1302-02B

Sample wt/vol: 5.40 (g/mL) G Lab File ID: V1L4827.D

Level: (TRACE/LOW/MED) LOW Date Received: 06/24/2010

% Moisture: not dec. 15 Date Analyzed: 06/29/2010

GC Column: DB-624 ID: 0.25 (mm) Dilution Factor: 1.0

Soil Extract Volume: (uL) Soil Aliquot Volume: (uL)

Purge Volume: 10.0 (mL)

CAS NO.	COMPOUND	CONCENTRATION UNITS: (ug/L or ug/Kg) µG/KG	Q
1330-20-7	Xylene (Total)	5.4	U
100-42-5	Styrene	5.4	U
75-25-2	Bromoform	5.4	U J
98-82-8	Isopropylbenzene	5.4	U
79-34-5	1,1,2,2-Tetrachloroethane	5.4	U
103-65-1	n-Propylbenzene	5.4	U
108-67-8	1,3,5-Trimethylbenzene	5.4	U
98-06-6	tert-Butylbenzene	5.4	U
95-63-6	1,2,4-Trimethylbenzene	5.4	U
135-98-8	sec-Butylbenzene	5.4	U
99-87-6	4-Isopropyltoluene	5.4	U
541-73-1	1,3-Dichlorobenzene	5.4	U
106-46-7	1,4-Dichlorobenzene	5.4	U
104-51-8	n-Butylbenzene	5.4	U
95-50-1	1,2-Dichlorobenzene	5.4	U
91-20-3	Naphthalene	5.4	U
110-75-8	2-Chloroethyl vinyl ether	5.4	U J

EGL
8/5/10

1J - FORM I VOA-TIC

VOLATILE ORGANICS ANALYSIS DATA SHEET

TENTATIVELY IDENTIFIED COMPOUNDS

CLIENT SAMPLE NO.

690-SB-51
(0.9'-2.5')-O

Lab Name: MITKEM LABORATORIES Contract:

Lab Code: MITKEM Case No.: J1302 Mod. Ref No.: SDG No.: SJ1302

Matrix: (SOIL/SED/WATER) SOIL Lab Sample ID: J1302-02B

Sample wt/vol: 5.40 (g/mL) G Lab File ID: V1L4827.D

Level: (TRACE or LOW/MED) LOW Date Received: 06/24/2010

% Moisture: not dec. 15 Date Analyzed: 06/29/2010

GC Column: DB-624 ID: 0.25 (mm) Dilution Factor: 1.0

Soil Extract Volume: (uL) Soil Aliquot Volume: (uL)

CONCENTRATION UNITS: (ug/L or ug/Kg) µG/KG Purge Volume: 10.0 (mL)

CAS NUMBER	COMPOUND NAME	RT	EST. CONC.	Q
E96679€[1]	Total Alkanes	N/A		

[1] EPA-designated Registry Number.

1A - FORM I VOA-1

VOLATILE ORGANICS ANALYSIS DATA SHEET

CLIENT SAMPLE NO.

690-SB-52
(0.9'-4.0')-O

Lab Name: MITKEM LABORATORIES Contract:

Lab Code: MITKEM Case No.: J1302 Mod. Ref No.: SDG No.: SJ1302

Matrix: (SOIL/SED/WATER) SOIL Lab Sample ID: J1302-03B

Sample wt/vol: 5.60 (g/mL) G Lab File ID: V1L4836.D

Level: (TRACE/LOW/MED) LOW Date Received: 06/24/2010

% Moisture: not dec. 11 Date Analyzed: 06/29/2010

GC Column: DB-624 ID: 0.25 (mm) Dilution Factor: 1.0

Soil Extract Volume: (uL) Soil Aliquot Volume: (uL)

Purge Volume: 10.0 (mL)

CAS NO.	COMPOUND	CONCENTRATION UNITS: (ug/L or ug/Kg) ug/KG	Q
74-87-3	Chloromethane	5.0	U
75-01-4	Vinyl chloride	5.0	UJ
74-83-9	Bromomethane	5.0	U
75-00-3	Chloroethane	5.0	U
75-69-4	Trichlorofluoromethane	5.0	U
75-35-4	1,1-Dichloroethene	5.0	U
67-64-1	Acetone	5.0	U
75-15-0	Carbon disulfide	5.0	U
75-09-2	Methylene chloride	5.0	U
156-60-5	trans-1,2-Dichloroethene	5.0	U
1634-04-4	Methyl tert-butyl ether	5.0	U
75-34-3	1,1-Dichloroethane	5.0	UJ
108-05-4	Vinyl acetate	5.0	U
78-93-3	2-Butanone	5.0	U
156-59-2	cis-1,2-Dichloroethene	1.6	J
67-66-3	Chloroform	5.0	U
71-55-6	1,1,1-Trichloroethane	5.0	U
56-23-5	Carbon tetrachloride	5.0	U
107-06-2	1,2-Dichloroethane	5.0	U
71-43-2	Benzene	5.0	U
79-01-6	Trichloroethene	6.3	
78-87-5	1,2-Dichloropropane	5.0	U
75-27-4	Bromodichloromethane	5.0	U
10061-01-5	cis-1,3-Dichloropropene	5.0	U
108-10-1	4-Methyl-2-pentanone	5.0	U
108-88-3	Toluene	5.0	U
10061-02-6	trans-1,3-Dichloropropene	5.0	U
79-00-5	1,1,2-Trichloroethane	5.0	U
127-18-4	Tetrachloroethene	5.0	U
591-78-6	2-Hexanone	5.0	U
124-48-1	Dibromochloromethane	5.0	U
108-90-7	Chlorobenzene	5.0	U
100-41-4	Ethylbenzene	5.0	U
1330-20-7	m,p-Xylene	5.0	U
95-47-6	o-Xylene	5.0	U

EGL 8/5/10

1B - FORM I VOA-2

VOLATILE ORGANICS ANALYSIS DATA SHEET

CLIENT SAMPLE NO.

690-SB-52
(0.9'-4.0')-O

Lab Name: MITKEM LABORATORIES Contract:

Lab Code: MITKEM Case No.: J1302 Mod. Ref No.: SDG No.: SJ1302

Matrix: (SOIL/SED/WATER) SOIL Lab Sample ID: J1302-03B

Sample wt/vol: 5.60 (g/mL) G Lab File ID: V1L4836.D

Level: (TRACE/LOW/MED) LOW Date Received: 06/24/2010

% Moisture: not dec. 11 Date Analyzed: 06/29/2010

GC Column: DB-624 ID: 0.25 (mm) Dilution Factor: 1.0

Soil Extract Volume: (uL) Soil Aliquot Volume: (uL)

Purge Volume: 10.0 (mL)

CAS NO.	COMPOUND	CONCENTRATION UNITS: (ug/L or ug/Kg) UG/KG	Q
1330-20-7	Xylene (Total)	5.0	U
100-42-5	Styrene	5.0	U
75-25-2	Bromoform	5.0	UJ
98-82-8	Isopropylbenzene	5.0	U
79-34-5	1,1,2,2-Tetrachloroethane	5.0	U
103-65-1	n-Propylbenzene	5.0	U
108-67-8	1,3,5-Trimethylbenzene	5.0	U
98-06-6	tert-Butylbenzene	5.0	U
95-63-6	1,2,4-Trimethylbenzene	5.0	U
135-98-8	sec-Butylbenzene	5.0	U
99-87-6	4-Isopropyltoluene	5.0	U
541-73-1	1,3-Dichlorobenzene	5.0	U
106-46-7	1,4-Dichlorobenzene	5.0	U
104-51-8	n-Butylbenzene	5.0	U
95-50-1	1,2-Dichlorobenzene	5.0	U
91-20-3	Naphthalene	5.0	U
110-75-8	2-Chloroethyl vinyl ether	5.0	UJ

EGL
8/5/10

1J - FORM I VOA-TIC

VOLATILE ORGANICS ANALYSIS DATA SHEET

TENTATIVELY IDENTIFIED COMPOUNDS

CLIENT SAMPLE NO.

690-SB-52
(0.9'-4.0')-O

Lab Name: MITKEM LABORATORIES Contract:

Lab Code: MITKEM Case No.: J1302 Mod. Ref No.: SDG No.: SJ1302

Matrix: (SOIL/SED/WATER) SOIL Lab Sample ID: J1302-03B

Sample wt/vol: 5.60 (g/mL) G Lab File ID: V1L4836.D

Level: (TRACE or LOW/MED) LOW Date Received: 06/24/2010

% Moisture: not dec. 11 Date Analyzed: 06/29/2010

GC Column: DB-624 ID: 0.25 (mm) Dilution Factor: 1.0

Soil Extract Volume: (uL) Soil Aliquot Volume: (uL)

CONCENTRATION UNITS: (ug/L or ug/Kg) µG/KG Purge Volume: 10.0 (mL)

CAS NUMBER	COMPOUND NAME	RT	EST. CONC.	Q
E96679€ [1]	Total Alkanes	N/A		

[1] EPA-designated Registry Number.

1A - FORM I VOA-1

VOLATILE ORGANICS ANALYSIS DATA SHEET

CLIENT SAMPLE NO.

690-SB-45
(0.8'-3.0')-O

Lab Name: MITKEM LABORATORIES Contract:

Lab Code: MITKEM Case No.: J1302 Mod. Ref No.: SDG No.: SJ1302

Matrix: (SOIL/SED/WATER) SOIL Lab Sample ID: J1302-04B

Sample wt/vol: 5.70 (g/mL) G Lab File ID: V1L4837.D

Level: (TRACE/LOW/MED) LOW Date Received: 06/24/2010

% Moisture: not dec. 17 Date Analyzed: 06/29/2010

GC Column: DB-624 ID: 0.25 (mm) Dilution Factor: 1.0

Soil Extract Volume: (uL) Soil Aliquot Volume: (uL)

Purge Volume: 10.0 (mL)

CAS NO.	COMPOUND	CONCENTRATION UNITS: (ug/L or ug/Kg) ug/KG	Q
74-87-3	Chloromethane	5.3	U
75-01-4	Vinyl chloride	5.3	UJ
74-83-9	Bromomethane	5.3	U
75-00-3	Chloroethane	5.3	U
75-69-4	Trichlorofluoromethane	5.3	U
75-35-4	1,1-Dichloroethene	5.3	U
67-64-1	Acetone	4.7	J
75-15-0	Carbon disulfide	5.3	U
75-09-2	Methylene chloride	5.3	U
156-60-5	trans-1,2-Dichloroethene	5.3	U
1634-04-4	Methyl tert-butyl ether	5.3	U
75-34-3	1,1-Dichloroethane	5.3	UJ
108-05-4	Vinyl acetate	5.3	U
78-93-3	2-Butanone	5.3	U
156-59-2	cis-1,2-Dichloroethene	2.0	J
67-66-3	Chloroform	5.3	U
71-55-6	1,1,1-Trichloroethane	5.3	U
56-23-5	Carbon tetrachloride	5.3	U
107-06-2	1,2-Dichloroethane	5.3	U
71-43-2	Benzene	5.3	U
79-01-6	Trichloroethene	5.7	
78-87-5	1,2-Dichloropropane	5.3	U
75-27-4	Bromodichloromethane	5.3	U
10061-01-5	cis-1,3-Dichloropropene	5.3	U
108-10-1	4-Methyl-2-pentanone	5.3	U
108-88-3	Toluene	5.3	U
10061-02-6	trans-1,3-Dichloropropene	5.3	U
79-00-5	1,1,2-Trichloroethane	5.3	U
127-18-4	Tetrachloroethene	5.3	U
591-78-6	2-Hexanone	5.3	U
124-48-1	Dibromochloromethane	5.3	U
108-90-7	Chlorobenzene	5.3	U
100-41-4	Ethylbenzene	5.3	U
1330-20-7	m,p-Xylene	5.3	U
95-47-6	o-Xylene	5.3	U

EGL 8/5/10

1B - FORM I VOA-2

VOLATILE ORGANICS ANALYSIS DATA SHEET

CLIENT SAMPLE NO.

690-SB-45
(0.8'-3.0')-O

Lab Name: MITKEM LABORATORIES Contract:

Lab Code: MITKEM Case No.: J1302 Mod. Ref No.: SDG No.: SJ1302

Matrix: (SOIL/SED/WATER) SOIL Lab Sample ID: J1302-04B

Sample wt/vol: 5.70 (g/mL) G Lab File ID: V1L4837.D

Level: (TRACE/LOW/MED) LOW Date Received: 06/24/2010

% Moisture: not dec. 17 Date Analyzed: 06/29/2010

GC Column: DB-624 ID: 0.25 (mm) Dilution Factor: 1.0

Soil Extract Volume: (uL) Soil Aliquot Volume: (uL)

Purge Volume: 10.0 (mL)

CAS NO.	COMPOUND	CONCENTRATION UNITS: (ug/L or ug/Kg) µG/KG	Q
1330-20-7	Xylene (Total)	5.3	U
100-42-5	Styrene	5.3	U
75-25-2	Bromoform	5.3	UJ
98-82-8	Isopropylbenzene	5.3	U
79-34-5	1,1,2,2-Tetrachloroethane	5.3	U
103-65-1	n-Propylbenzene	5.3	U
108-67-8	1,3,5-Trimethylbenzene	5.3	U
98-06-6	tert-Butylbenzene	5.3	U
95-63-6	1,2,4-Trimethylbenzene	5.3	U
135-98-8	sec-Butylbenzene	5.3	U
99-87-6	4-Isopropyltoluene	5.3	U
541-73-1	1,3-Dichlorobenzene	5.3	U
106-46-7	1,4-Dichlorobenzene	5.3	U
104-51-8	n-Butylbenzene	5.3	U
95-50-1	1,2-Dichlorobenzene	5.3	U
91-20-3	Naphthalene	5.3	U
110-75-8	2-Chloroethyl vinyl ether	5.3	UJ

EGL
8/5/10

1J - FORM I VOA-TIC

VOLATILE ORGANICS ANALYSIS DATA SHEET

TENTATIVELY IDENTIFIED COMPOUNDS

CLIENT SAMPLE NO.

690-SB-45
(0.8'-3.0')-O

Lab Name: MITKEM LABORATORIES Contract:

Lab Code: MITKEM Case No.: J1302 Mod. Ref No.: SDG No.: SJ1302

Matrix: (SOIL/SED/WATER) SOIL Lab Sample ID: J1302-04B

Sample wt/vol: 5.70 (g/mL) G Lab File ID: V1L4837.D

Level: (TRACE or LOW/MED) LOW Date Received: 06/24/2010

% Moisture: not dec. 17 Date Analyzed: 06/29/2010

GC Column: DB-624 ID: 0.25 (mm) Dilution Factor: 1.0

Soil Extract Volume: (uL) Soil Aliquot Volume: (uL)

CONCENTRATION UNITS: (ug/L or ug/Kg) µG/KG Purge Volume: 10.0 (mL)

CAS NUMBER	COMPOUND NAME	RT	EST. CONC.	Q
E966796[1]	Total Alkanes	N/A		

[1]EPA-designated Registry Number.

1A - FORM I VOA-1

VOLATILE ORGANICS ANALYSIS DATA SHEET

CLIENT SAMPLE NO.

690-SB-46
(0.8'-3.2')-O

Lab Name: MITKEM LABORATORIES Contract:

Lab Code: MITKEM Case No.: J1302 Mod. Ref No.: SDG No.: SJ1302

Matrix: (SOIL/SED/WATER) SOIL Lab Sample ID: J1302-05B

Sample wt/vol: 5.50 (g/mL) G Lab File ID: V1L4828.D

Level: (TRACE/LOW/MED) LOW Date Received: 06/24/2010

% Moisture: not dec. 13 Date Analyzed: 06/29/2010

GC Column: DB-624 ID: 0.25 (mm) Dilution Factor: 1.0

Soil Extract Volume: (uL) Soil Aliquot Volume: (uL)

Purge Volume: 10.0 (mL)

CAS NO.	COMPOUND	CONCENTRATION UNITS: (ug/L or ug/Kg) µG/KG	Q
74-87-3	Chloromethane	5.2	U
75-01-4	Vinyl chloride	5.2	UJ
74-83-9	Bromomethane	5.2	U
75-00-3	Chloroethane	5.2	U
75-69-4	Trichlorofluoromethane	5.2	U
75-35-4	1,1-Dichloroethene	5.2	U
67-64-1	Acetone	5.2	U
75-15-0	Carbon disulfide	5.2	U
75-09-2	Methylene chloride	5.2	U
156-60-5	trans-1,2-Dichloroethene	5.2	U
1634-04-4	Methyl tert-butyl ether	5.2	U
75-34-3	1,1-Dichloroethane	5.2	UJ
108-05-4	Vinyl acetate	5.2	U
78-93-3	2-Butanone	5.2	U
156-59-2	cis-1,2-Dichloroethene	5.2	U
67-66-3	Chloroform	5.2	U
71-55-6	1,1,1-Trichloroethane	5.2	U
56-23-5	Carbon tetrachloride	5.2	U
107-06-2	1,2-Dichloroethane	5.2	U
71-43-2	Benzene	5.2	U
79-01-6	Trichloroethene	2.9	J
78-87-5	1,2-Dichloropropane	5.2	U
75-27-4	Bromodichloromethane	5.2	U
10061-01-5	cis-1,3-Dichloropropene	5.2	U
108-10-1	4-Methyl-2-pentanone	5.2	U
108-88-3	Toluene	5.2	U
10061-02-6	trans-1,3-Dichloropropene	5.2	U
79-00-5	1,1,2-Trichloroethane	5.2	U
127-18-4	Tetrachloroethene	5.2	U
591-78-6	2-Hexanone	5.2	U
124-48-1	Dibromochloromethane	5.2	U
108-90-7	Chlorobenzene	5.2	U
100-41-4	Ethylbenzene	5.2	U
1330-20-7	m,p-Xylene	5.2	U
95-47-6	o-Xylene	5.2	U

EGL 8/5/10

1B - FORM I VOA-2

VOLATILE ORGANICS ANALYSIS DATA SHEET

CLIENT SAMPLE NO.

690-SB-46
(0.8'-3.2')-O

Lab Name: MITKEM LABORATORIES Contract:

Lab Code: MITKEM Case No.: J1302 Mod. Ref No.: SDG No.: SJ1302

Matrix: (SOIL/SED/WATER) SOIL Lab Sample ID: J1302-05B

Sample wt/vol: 5.50 (g/mL) G Lab File ID: V1L4828.D

Level: (TRACE/LOW/MED) LOW Date Received: 06/24/2010

% Moisture: not dec. 13 Date Analyzed: 06/29/2010

GC Column: DB-624 ID: 0.25 (mm) Dilution Factor: 1.0

Soil Extract Volume: (uL) Soil Aliquot Volume: (uL)

Purge Volume: 10.0 (mL)

CAS NO.	COMPOUND	CONCENTRATION UNITS: (ug/L or ug/Kg) µG/KG	Q
1330-20-7	Xylene (Total)	5.2	U
100-42-5	Styrene	5.2	U
75-25-2	Bromoform	5.2	UJ
98-82-8	Isopropylbenzene	5.2	U
79-34-5	1,1,2,2-Tetrachloroethane	5.2	U
103-65-1	n-Propylbenzene	5.2	U
108-67-8	1,3,5-Trimethylbenzene	5.2	U
98-06-6	tert-Butylbenzene	5.2	U
95-63-6	1,2,4-Trimethylbenzene	5.2	U
135-98-8	sec-Butylbenzene	5.2	U
99-87-6	4-Isopropyltoluene	5.2	U
541-73-1	1,3-Dichlorobenzene	5.2	U
106-46-7	1,4-Dichlorobenzene	5.2	U
104-51-8	n-Butylbenzene	5.2	U
95-50-1	1,2-Dichlorobenzene	5.2	U
91-20-3	Naphthalene	5.2	U
110-75-8	2-Chloroethyl vinyl ether	5.2	UJ

EGL 8/15/10

1J - FORM I VOA-TIC

VOLATILE ORGANICS ANALYSIS DATA SHEET

TENTATIVELY IDENTIFIED COMPOUNDS

CLIENT SAMPLE NO.

690-SB-46
(0.8'-3.2')-O

Lab Name: MITKEM LABORATORIES Contract:

Lab Code: MITKEM Case No.: J1302 Mod. Ref No.: SDG No.: SJ1302

Matrix: (SOIL/SED/WATER) SOIL Lab Sample ID: J1302-05B

Sample wt/vol: 5.50 (g/mL) G Lab File ID: V1L4828.D

Level: (TRACE or LOW/MED) LOW Date Received: 06/24/2010

% Moisture: not dec. 13 Date Analyzed: 06/29/2010

GC Column: DB-624 ID: 0.25 (mm) Dilution Factor: 1.0

Soil Extract Volume: (uL) Soil Aliquot Volume: (uL)

CONCENTRATION UNITS: (ug/L or ug/Kg) pG/KG Purge Volume: 10.0 (mL)

CAS NUMBER	COMPOUND NAME	RT	EST. CONC.	Q
E96679€[1]	Total Alkanes	N/A		

[1]EPA-designated Registry Number.

1A - FORM I VOA-1

VOLATILE ORGANICS ANALYSIS DATA SHEET

CLIENT SAMPLE NO.

690-SB-47 (0.8'-3.7')-O

Lab Name: MITKEM LABORATORIES Contract:

Lab Code: MITKEM Case No.: J1302 Mod. Ref No.: SDG No.: SJ1302

Matrix: (SOIL/SED/WATER) SOIL Lab Sample ID: J1302-06B

Sample wt/vol: 5.20 (g/mL) G Lab File ID: V1L4829.D

Level: (TRACE/LOW/MED) LOW Date Received: 06/24/2010

% Moisture: not dec. 15 Date Analyzed: 06/29/2010

GC Column: DB-624 ID: 0.25 (mm) Dilution Factor: 1.0

Soil Extract Volume: (uL) Soil Aliquot Volume: (uL)

Purge Volume: 10.0 (mL)

CAS NO.	COMPOUND	CONCENTRATION UNITS: (ug/L or ug/Kg) µG/KG	Q
74-87-3	Chloromethane	5.7	U
75-01-4	Vinyl chloride	5.7	UJ
74-83-9	Bromomethane	5.7	U
75-00-3	Chloroethane	5.7	U
75-69-4	Trichlorofluoromethane	5.7	U
75-35-4	1,1-Dichloroethene	5.7	U
67-64-1	Acetone	5.7	U
75-15-0	Carbon disulfide	5.7	U
75-09-2	Methylene chloride	5.7	U
156-60-5	trans-1,2-Dichloroethene	5.7	U
1634-04-4	Methyl tert-butyl ether	5.7	U
75-34-3	1,1-Dichloroethane	5.7	UJ
108-05-4	Vinyl acetate	5.7	U
78-93-3	2-Butanone	5.7	U
156-59-2	cis-1,2-Dichloroethene	5.7	U
67-66-3	Chloroform	5.7	U
71-55-6	1,1,1-Trichloroethane	5.7	U
56-23-5	Carbon tetrachloride	5.7	U
107-06-2	1,2-Dichloroethane	5.7	U
71-43-2	Benzene	5.7	U
79-01-6	Trichloroethene	2.4	J
78-87-5	1,2-Dichloropropane	5.7	U
75-27-4	Bromodichloromethane	5.7	U
10061-01-5	cis-1,3-Dichloropropene	5.7	U
108-10-1	4-Methyl-2-pentanone	5.7	U
108-88-3	Toluene	5.7	U
10061-02-6	trans-1,3-Dichloropropene	5.7	U
79-00-5	1,1,2-Trichloroethane	5.7	U
127-18-4	Tetrachloroethene	5.7	U
591-78-6	2-Hexanone	5.7	U
124-48-1	Dibromochloromethane	5.7	U
108-90-7	Chlorobenzene	5.7	U
100-41-4	Ethylbenzene	5.7	U
1330-20-7	m,p-Xylene	5.7	U
95-47-6	o-Xylene	5.7	U

EGL 8/5/10

1B - FORM I VOA-2

VOLATILE ORGANICS ANALYSIS DATA SHEET

CLIENT SAMPLE NO.

690-SB-47
(0.8'-3.7')-O

Lab Name: MITKEM LABORATORIES Contract:

Lab Code: MITKEM Case No.: J1302 Mod. Ref No.: SDG No.: SJ1302

Matrix: (SOIL/SED/WATER) SOIL Lab Sample ID: J1302-06B

Sample wt/vol: 5.20 (g/mL) G Lab File ID: V1L4829.D

Level: (TRACE/LOW/MED) LOW Date Received: 06/24/2010

% Moisture: not dec. 15 Date Analyzed: 06/29/2010

GC Column: DB-624 ID: 0.25 (mm) Dilution Factor: 1.0

Soil Extract Volume: (uL) Soil Aliquot Volume: (uL)

Purge Volume: 10.0 (mL)

CAS NO.	COMPOUND	CONCENTRATION UNITS: (ug/L or ug/Kg) µG/KG	Q
1330-20-7	Xylene (Total)	5.7	U
100-42-5	Styrene	5.7	U
75-25-2	Bromoform	5.7	U J
98-82-8	Isopropylbenzene	5.7	U
79-34-5	1,1,2,2-Tetrachloroethane	5.7	U
103-65-1	n-Propylbenzene	5.7	U
108-67-8	1,3,5-Trimethylbenzene	5.7	U
98-06-6	tert-Butylbenzene	5.7	U
95-63-6	1,2,4-Trimethylbenzene	5.7	U
135-98-8	sec-Butylbenzene	5.7	U
99-87-6	4-Isopropyltoluene	5.7	U
541-73-1	1,3-Dichlorobenzene	5.7	U
106-46-7	1,4-Dichlorobenzene	5.7	U
104-51-8	n-Butylbenzene	5.7	U
95-50-1	1,2-Dichlorobenzene	1.3	J
91-20-3	Naphthalene	5.7	U
110-75-8	2-Chloroethyl vinyl ether	5.7	U J

EGL
8/5/10

1J - FORM I VOA-TIC

VOLATILE ORGANICS ANALYSIS DATA SHEET

TENTATIVELY IDENTIFIED COMPOUNDS

CLIENT SAMPLE NO.

690-SB-47
(0.8'-3.7')-O

Lab Name: MITKEM LABORATORIES Contract:

Lab Code: MITKEM Case No.: J1302 Mod. Ref No.: SDG No.: SJ1302

Matrix: (SOIL/SED/WATER) SOIL Lab Sample ID: J1302-06B

Sample wt/vol: 5.20 (g/mL) G Lab File ID: V1L4829.D

Level: (TRACE or LOW/MED) LOW Date Received: 06/24/2010

% Moisture: not dec. 15 Date Analyzed: 06/29/2010

GC Column: DB-624 ID: 0.25 (mm) Dilution Factor: 1.0

Soil Extract Volume: (uL) Soil Aliquot Volume: (uL)

CONCENTRATION UNITS: (ug/L or ug/Kg) µG/KG Purge Volume: 10.0 (mL)

CAS NUMBER	COMPOUND NAME	RT	EST. CONC.	Q
E96679€[1]	Total Alkanes	N/A		

[1]EPA-designated Registry Number.

1A - FORM I VOA-1

VOLATILE ORGANICS ANALYSIS DATA SHEET

CLIENT SAMPLE NO.

690-SB-42
(1.0'-4.0')-O

Lab Name: MITKEM LABORATORIES Contract:

Lab Code: MITKEM Case No.: J1302 Mod. Ref No.: SDG No.: SJ1302

Matrix: (SOIL/SED/WATER) SOIL Lab Sample ID: J1302-07B

Sample wt/vol: 5.30 (g/mL) G Lab File ID: V1L4830.D

Level: (TRACE/LOW/MED) LOW Date Received: 06/24/2010

% Moisture: not dec. 14 Date Analyzed: 06/29/2010

GC Column: DB-624 ID: 0.25 (mm) Dilution Factor: 1.0

Soil Extract Volume: (uL) Soil Aliquot Volume: (uL)

Purge Volume: 10.0 (mL)

CAS NO.	COMPOUND	CONCENTRATION UNITS: (ug/L or ug/Kg) µG/KG	Q
74-87-3	Chloromethane	5.5	U
75-01-4	Vinyl chloride	5.5	U J
74-83-9	Bromomethane	5.5	U
75-00-3	Chloroethane	5.5	U
75-69-4	Trichlorofluoromethane	5.5	U
75-35-4	1,1-Dichloroethene	5.5	U
67-64-1	Acetone	5.5	U
75-15-0	Carbon disulfide	5.5	U
75-09-2	Methylene chloride	5.5	U
156-60-5	trans-1,2-Dichloroethene	5.5	U
1634-04-4	Methyl tert-butyl ether	5.5	U
75-34-3	1,1-Dichloroethane	5.5	U J
108-05-4	Vinyl acetate	5.5	U
78-93-3	2-Butanone	5.5	U
156-59-2	cis-1,2-Dichloroethene	2.0	J
67-66-3	Chloroform	5.5	U
71-55-6	1,1,1-Trichloroethane	5.5	U
56-23-5	Carbon tetrachloride	5.5	U
107-06-2	1,2-Dichloroethane	5.5	U
71-43-2	Benzene	5.5	U
79-01-6	Trichloroethene	7.1	
78-87-5	1,2-Dichloropropane	5.5	U
75-27-4	Bromodichloromethane	5.5	U
10061-01-5	cis-1,3-Dichloropropene	5.5	U
108-10-1	4-Methyl-2-pentanone	5.5	U
108-88-3	Toluene	5.5	U
10061-02-6	trans-1,3-Dichloropropene	5.5	U
79-00-5	1,1,2-Trichloroethane	5.5	U
127-18-4	Tetrachloroethene	5.5	U
591-78-6	2-Hexanone	5.5	U
124-48-1	Dibromochloromethane	5.5	U
108-90-7	Chlorobenzene	5.5	U
100-41-4	Ethylbenzene	5.5	U
1330-20-7	m,p-Xylene	5.5	U
95-47-6	o-Xylene	5.5	U

EGL 7/5/10

1B - FORM I VOA-2

VOLATILE ORGANICS ANALYSIS DATA SHEET

CLIENT SAMPLE NO.

690-SB-42
(1.0'-4.0')-O

Lab Name: MITKEM LABORATORIES Contract:

Lab Code: MITKEM Case No.: J1302 Mod. Ref No.: SDG No.: SJ1302

Matrix: (SOIL/SED/WATER) SOIL Lab Sample ID: J1302-07B

Sample wt/vol: 5.30 (g/mL) G Lab File ID: V1L4830.D

Level: (TRACE/LOW/MED) LOW Date Received: 06/24/2010

% Moisture: not dec. 14 Date Analyzed: 06/29/2010

GC Column: DB-624 ID: 0.25 (mm) Dilution Factor: 1.0

Soil Extract Volume: (uL) Soil Aliquot Volume: (uL)

Purge Volume: 10.0 (mL)

CAS NO.	COMPOUND	CONCENTRATION UNITS: (ug/L or ug/Kg) µG/KG	Q
1330-20-7	Xylene (Total)	5.5	U
100-42-5	Styrene	5.5	U
75-25-2	Bromoform	5.5	U
98-82-8	Isopropylbenzene	5.5	U
79-34-5	1,1,2,2-Tetrachloroethane	5.5	U
103-65-1	n-Propylbenzene	5.5	U
108-67-8	1,3,5-Trimethylbenzene	5.5	U
98-06-6	tert-Butylbenzene	5.5	U
95-63-6	1,2,4-Trimethylbenzene	5.5	U
135-98-8	sec-Butylbenzene	5.5	U
99-87-6	4-Isopropyltoluene	5.5	U
541-73-1	1,3-Dichlorobenzene	5.5	U
106-46-7	1,4-Dichlorobenzene	5.5	U
104-51-8	n-Butylbenzene	5.5	U
95-50-1	1,2-Dichlorobenzene	5.5	U
91-20-3	Naphthalene	5.5	U
110-75-8	2-Chloroethyl vinyl ether	5.5	U

EGL 6/5/10

1J - FORM I VOA-TIC

VOLATILE ORGANICS ANALYSIS DATA SHEET

TENTATIVELY IDENTIFIED COMPOUNDS

CLIENT SAMPLE NO.

690-SB-42
(1.0'-4.0')-O

Lab Name: MITKEM LABORATORIES Contract:

Lab Code: MITKEM Case No.: J1302 Mod. Ref No.: SDG No.: SJ1302

Matrix: (SOIL/SED/WATER) SOIL Lab Sample ID: J1302-07B

Sample wt/vol: 5.30 (g/mL) G Lab File ID: V1L4830.D

Level: (TRACE or LOW/MED) LOW Date Received: 06/24/2010

% Moisture: not dec. 14 Date Analyzed: 06/29/2010

GC Column: DB-624 ID: 0.25 (mm) Dilution Factor: 1.0

Soil Extract Volume: (uL) Soil Aliquot Volume: (uL)

CONCENTRATION UNITS: (ug/L or ug/Kg) µG/KG Purge Volume: 10.0 (mL)

CAS NUMBER	COMPOUND NAME	RT	EST. CONC.	Q
E966796[1]	Total Alkanes	N/A		

[1]EPA-designated Registry Number.

1A - FORM I VOA-1

VOLATILE ORGANICS ANALYSIS DATA SHEET

CLIENT SAMPLE NO.

690-SB-36
(2.0'-3.8')-O

Lab Name: MITKEM LABORATORIES Contract:

Lab Code: MITKEM Case No.: J1302 Mod. Ref No.: SDG No.: SJ1302

Matrix: (SOIL/SED/WATER) SOIL Lab Sample ID: J1302-08B

Sample wt/vol: 5.10 (g/mL) G Lab File ID: V1L4838.D

Level: (TRACE/LOW/MED) LOW Date Received: 06/24/2010

% Moisture: not dec. 12 Date Analyzed: 06/29/2010

GC Column: DB-624 ID: 0.25 (mm) Dilution Factor: 1.0

Soil Extract Volume: (uL) Soil Aliquot Volume: (uL)

Purge Volume: 10.0 (mL)

CAS NO.	COMPOUND	CONCENTRATION UNITS: (ug/L or ug/Kg) pG/KG	Q
74-87-3	Chloromethane	5.6	U
75-01-4	Vinyl chloride	5.6	U J
74-83-9	Bromomethane	5.6	U
75-00-3	Chloroethane	5.6	U
75-69-4	Trichlorofluoromethane	5.6	U
75-35-4	1,1-Dichloroethene	5.6	U
67-64-1	Acetone	5.6	U
75-15-0	Carbon disulfide	5.6	U
75-09-2	Methylene chloride	5.6	U
156-60-5	trans-1,2-Dichloroethene	5.6	U
1634-04-4	Methyl tert-butyl ether	5.6	U
75-34-3	1,1-Dichloroethane	5.6	U J
108-05-4	Vinyl acetate	5.6	U
78-93-3	2-Butanone	5.6	U
156-59-2	cis-1,2-Dichloroethene	2.2	J
67-66-3	Chloroform	5.6	U
71-55-6	1,1,1-Trichloroethane	5.6	U
56-23-5	Carbon tetrachloride	5.6	U
107-06-2	1,2-Dichloroethane	5.6	U
71-43-2	Benzene	5.6	U
79-01-6	Trichloroethene	9.6	
78-87-5	1,2-Dichloropropane	5.6	U
75-27-4	Bromodichloromethane	5.6	U
10061-01-5	cis-1,3-Dichloropropene	5.6	U
108-10-1	4-Methyl-2-pentanone	5.6	U
108-88-3	Toluene	5.6	U
10061-02-6	trans-1,3-Dichloropropene	5.6	U
79-00-5	1,1,2-Trichloroethane	5.6	U
127-18-4	Tetrachloroethene	5.6	U
591-78-6	2-Hexanone	5.6	U
124-48-1	Dibromochloromethane	5.6	U
108-90-7	Chlorobenzene	5.6	U
100-41-4	Ethylbenzene	5.6	U
1330-20-7	m,p-Xylene	5.6	U
95-47-6	o-Xylene	5.6	U

EGL 8/15/10

1B - FORM I VOA-2

VOLATILE ORGANICS ANALYSIS DATA SHEET

CLIENT SAMPLE NO.

690-SB-36
(2.0'-3.8')-O

Lab Name: MITKEM LABORATORIES Contract:

Lab Code: MITKEM Case No.: J1302 Mod. Ref No.: SDG No.: SJ1302

Matrix: (SOIL/SED/WATER) SOIL Lab Sample ID: J1302-08B

Sample wt/vol: 5.10 (g/mL) G Lab File ID: V1L4838.D

Level: (TRACE/LOW/MED) LOW Date Received: 06/24/2010

% Moisture: not dec. 12 Date Analyzed: 06/29/2010

GC Column: DB-624 ID: 0.25 (mm) Dilution Factor: 1.0

Soil Extract Volume: (uL) Soil Aliquot Volume: (uL)

Purge Volume: 10.0 (mL)

CAS NO.	COMPOUND	CONCENTRATION UNITS: (ug/L or ug/Kg) µG/KG	Q
1330-20-7	Xylene (Total)	5.6	U
100-42-5	Styrene	5.6	U
75-25-2	Bromoform	5.6	UJ
98-82-8	Isopropylbenzene	5.6	U
79-34-5	1,1,2,2-Tetrachloroethane	5.6	U
103-65-1	n-Propylbenzene	5.6	U
108-67-8	1,3,5-Trimethylbenzene	5.6	U
98-06-6	tert-Butylbenzene	5.6	U
95-63-6	1,2,4-Trimethylbenzene	5.6	U
135-98-8	sec-Butylbenzene	5.6	U
99-87-6	4-Isopropyltoluene	5.6	U
541-73-1	1,3-Dichlorobenzene	5.6	U
106-46-7	1,4-Dichlorobenzene	5.6	U
104-51-8	n-Butylbenzene	5.6	U
95-50-1	1,2-Dichlorobenzene	5.6	U
91-20-3	Naphthalene	5.6	U
110-75-8	2-Chloroethyl vinyl ether	5.6	UJ

EGL
8/5/10

1J - FORM I VOA-TIC

VOLATILE ORGANICS ANALYSIS DATA SHEET

TENTATIVELY IDENTIFIED COMPOUNDS

CLIENT SAMPLE NO.

690-SB-36
(2.0'-3.8')-O

Lab Name: MITKEM LABORATORIES Contract:

Lab Code: MITKEM Case No.: J1302 Mod. Ref No.: SDG No.: SJ1302

Matrix: (SOIL/SED/WATER) SOIL Lab Sample ID: J1302-08B

Sample wt/vol: 5.10 (g/mL) G Lab File ID: V1L4838.D

Level: (TRACE or LOW/MED) LOW Date Received: 06/24/2010

% Moisture: not dec. 12 Date Analyzed: 06/29/2010

GC Column: DB-624 ID: 0.25 (mm) Dilution Factor: 1.0

Soil Extract Volume: (uL) Soil Aliquot Volume: (uL)

CONCENTRATION UNITS: (ug/L or ug/Kg) uG/KG Purge Volume: 10.0 (mL)

CAS NUMBER	COMPOUND NAME	RT	EST. CONC.	Q
E966796[1]	Total Alkanes	N/A		

[1] EPA-designated Registry Number.

1A - FORM I VOA-1

VOLATILE ORGANICS ANALYSIS DATA SHEET

CLIENT SAMPLE NO.

690-SB-35
(0.6'-3.9')-O

Lab Name: MITKEM LABORATORIES Contract:

Lab Code: MITKEM Case No.: J1302 Mod. Ref No.: SDG No.: SJ1302

Matrix: (SOIL/SED/WATER) SOIL Lab Sample ID: J1302-09B

Sample wt/vol: 5.40 (g/mL) G Lab File ID: V1L4831.D

Level: (TRACE/LOW/MED) LOW Date Received: 06/24/2010

% Moisture: not dec. 5.0 Date Analyzed: 06/29/2010

GC Column: DB-624 ID: 0.25 (mm) Dilution Factor: 1.0

Soil Extract Volume: (uL) Soil Aliquot Volume: (uL)

Purge Volume: 10.0 (mL)

CAS NO.	COMPOUND	CONCENTRATION UNITS: (ug/L or ug/Kg) µG/KG	Q
74-87-3	Chloromethane	4.9	U
75-01-4	Vinyl chloride	4.9	UJ
74-83-9	Bromomethane	4.9	U
75-00-3	Chloroethane	4.9	U
75-69-4	Trichlorofluoromethane	4.9	U
75-35-4	1,1-Dichloroethene	4.9	U
67-64-1	Acetone	9.6	
75-15-0	Carbon disulfide	4.9	U
75-09-2	Methylene chloride	4.9	U
156-60-5	trans-1,2-Dichloroethene	4.9	U
1634-04-4	Methyl tert-butyl ether	4.9	U
75-34-3	1,1-Dichloroethane	4.9	UJ
108-05-4	Vinyl acetate	4.9	U
78-93-3	2-Butanone	4.9	U
156-59-2	cis-1,2-Dichloroethene	1.8	J
67-66-3	Chloroform	4.9	U
71-55-6	1,1,1-Trichloroethane	4.9	U
56-23-5	Carbon tetrachloride	4.9	U
107-06-2	1,2-Dichloroethane	4.9	U
71-43-2	Benzene	4.9	U
79-01-6	Trichloroethene	9.6	
78-87-5	1,2-Dichloropropane	4.9	U
75-27-4	Bromodichloromethane	4.9	U
10061-01-5	cis-1,3-Dichloropropene	4.9	U
108-10-1	4-Methyl-2-pentanone	4.9	U
108-88-3	Toluene	4.9	U
10061-02-6	trans-1,3-Dichloropropene	4.9	U
79-00-5	1,1,2-Trichloroethane	4.9	U
127-18-4	Tetrachloroethene	4.9	U
591-78-6	2-Hexanone	4.9	U
124-48-1	Dibromochloromethane	4.9	U
108-90-7	Chlorobenzene	4.9	U
100-41-4	Ethylbenzene	4.9	U
1330-20-7	m,p-Xylene	4.9	U
95-47-6	o-Xylene	4.9	U

EGL 8/5/10

1B - FORM I VOA-2

VOLATILE ORGANICS ANALYSIS DATA SHEET

CLIENT SAMPLE NO.

690-SB-35
(0.6'-3.9')-O

Lab Name: MITKEM LABORATORIES Contract:

Lab Code: MITKEM Case No.: J1302 Mod. Ref No.: SDG No.: SJ1302

Matrix: (SOIL/SED/WATER) SOIL Lab Sample ID: J1302-09B

Sample wt/vol: 5.40 (g/mL) G Lab File ID: V1L4831.D

Level: (TRACE/LOW/MED) LOW Date Received: 06/24/2010

% Moisture: not dec. 5.0 Date Analyzed: 06/29/2010

GC Column: DB-624 ID: 0.25 (mm) Dilution Factor: 1.0

Soil Extract Volume: (uL) Soil Aliquot Volume: (uL)

Purge Volume: 10.0 (mL)

CAS NO.	COMPOUND	CONCENTRATION UNITS: (ug/L or ug/Kg) µG/KG	Q
1330-20-7	Xylene (Total)	4.9	U
100-42-5	Styrene	4.9	U
75-25-2	Bromoform	4.9	UJ
98-82-8	Isopropylbenzene	4.9	U
79-34-5	1,1,2,2-Tetrachloroethane	4.9	U
103-65-1	n-Propylbenzene	4.9	U
108-67-8	1,3,5-Trimethylbenzene	4.9	U
98-06-6	tert-Butylbenzene	4.9	U
95-63-6	1,2,4-Trimethylbenzene	4.9	U
135-98-8	sec-Butylbenzene	4.9	U
99-87-6	4-Isopropyltoluene	4.9	U
541-73-1	1,3-Dichlorobenzene	4.9	U
106-46-7	1,4-Dichlorobenzene	4.9	U
104-51-8	n-Butylbenzene	4.9	U
95-50-1	1,2-Dichlorobenzene	4.9	U
91-20-3	Naphthalene	4.9	U
110-75-8	2-Chloroethyl vinyl ether	4.9	UJ

EGL
8/5/10

1J - FORM I VOA-TIC

VOLATILE ORGANICS ANALYSIS DATA SHEET

TENTATIVELY IDENTIFIED COMPOUNDS

CLIENT SAMPLE NO.

690-SB-35
(0.6'-3.9')-O

Lab Name: MITKEM LABORATORIES Contract:

Lab Code: MITKEM Case No.: J1302 Mod. Ref No.: SDG No.: SJ1302

Matrix: (SOIL/SED/WATER) SOIL Lab Sample ID: J1302-09B

Sample wt/vol: 5.40 (g/mL) G Lab File ID: V1L4831.D

Level: (TRACE or LOW/MED) LOW Date Received: 06/24/2010

% Moisture: not dec. 5.0 Date Analyzed: 06/29/2010

GC Column: DB-624 ID: 0.25 (mm) Dilution Factor: 1.0

Soil Extract Volume: (uL) Soil Aliquot Volume: (uL)

CONCENTRATION UNITS: (ug/L or ug/Kg) UG/KG Purge Volume: 10.0 (mL)

CAS NUMBER	COMPOUND NAME	RT	EST. CONC.	Q
E966796[1]	Total Alkanes	N/A		

[1]EPA-designated Registry Number.

1A - FORM I VOA-1

VOLATILE ORGANICS ANALYSIS DATA SHEET

CLIENT SAMPLE NO.

690-SB-38
(0.8'-4.0')-O

Lab Name: MITKEM LABORATORIES Contract:

Lab Code: MITKEM Case No.: J1302 Mod. Ref No.: SDG No.: SJ1302

Matrix: (SOIL/SED/WATER) SOIL Lab Sample ID: J1302-10B

Sample wt/vol: 5.90 (g/mL) G Lab File ID: V1L4832.D

Level: (TRACE/LOW/MED) LOW Date Received: 06/24/2010

% Moisture: not dec. 12 Date Analyzed: 06/29/2010

GC Column: DB-624 ID: 0.25 (mm) Dilution Factor: 1.0

Soil Extract Volume: (uL) Soil Aliquot Volume: (uL)

Purge Volume: 10.0 (mL)

CAS NO.	COMPOUND	CONCENTRATION UNITS: (ug/L or ug/Kg) ug/KG	Q
74-87-3	Chloromethane	4.8	U
75-01-4	Vinyl chloride	4.8	UJ
74-83-9	Bromomethane	4.8	U
75-00-3	Chloroethane	4.8	U
75-69-4	Trichlorofluoromethane	4.8	U
75-35-4	1,1-Dichloroethene	4.8	U
67-64-1	Acetone	4.1	J
75-15-0	Carbon disulfide	4.8	U
75-09-2	Methylene chloride	4.8	U
156-60-5	trans-1,2-Dichloroethene	4.8	U
1634-04-4	Methyl tert-butyl ether	4.8	U
75-34-3	1,1-Dichloroethane	4.8	UJ
108-05-4	Vinyl acetate	4.8	U
78-93-3	2-Butanone	4.8	U
156-59-2	cis-1,2-Dichloroethene	4.8	U
67-66-3	Chloroform	4.8	U
71-55-6	1,1,1-Trichloroethane	4.8	U
56-23-5	Carbon tetrachloride	4.8	U
107-06-2	1,2-Dichloroethane	4.8	U
71-43-2	Benzene	4.8	U
79-01-6	Trichloroethene	3.3	J
78-87-5	1,2-Dichloropropane	4.8	U
75-27-4	Bromodichloromethane	4.8	U
10061-01-5	cis-1,3-Dichloropropene	4.8	U
108-10-1	4-Methyl-2-pentanone	4.8	U
108-88-3	Toluene	4.8	U
10061-02-6	trans-1,3-Dichloropropene	4.8	U
79-00-5	1,1,2-Trichloroethane	4.8	U
127-18-4	Tetrachloroethene	4.8	U
591-78-6	2-Hexanone	4.8	U
124-48-1	Dibromochloromethane	4.8	U
108-90-7	Chlorobenzene	4.8	U
100-41-4	Ethylbenzene	4.8	U
1330-20-7	m,p-Xylene	4.8	U
95-47-6	o-Xylene	4.8	U

EGL 8/15/10

1B - FORM I VOA-2

VOLATILE ORGANICS ANALYSIS DATA SHEET

CLIENT SAMPLE NO.

690-SB-38
(0.8'-4.0')-O

Lab Name: MITKEM LABORATORIES Contract:

Lab Code: MITKEM Case No.: J1302 Mod. Ref No.: SDG No.: SJ1302

Matrix: (SOIL/SED/WATER) SOIL Lab Sample ID: J1302-10B

Sample wt/vol: 5.90 (g/mL) G Lab File ID: V1L4832.D

Level: (TRACE/LOW/MED) LOW Date Received: 06/24/2010

% Moisture: not dec. 12 Date Analyzed: 06/29/2010

GC Column: DB-624 ID: 0.25 (mm) Dilution Factor: 1.0

Soil Extract Volume: (uL) Soil Aliquot Volume: (uL)

Purge Volume: 10.0 (mL)

CAS NO.	COMPOUND	CONCENTRATION UNITS: (ug/L or ug/Kg) µG/KG	Q
1330-20-7	Xylene (Total)	4.8	U
100-42-5	Styrene	4.8	U
75-25-2	Bromoform	4.8	U J
98-82-8	Isopropylbenzene	4.8	U
79-34-5	1,1,2,2-Tetrachloroethane	4.8	U
103-65-1	n-Propylbenzene	4.8	U
108-67-8	1,3,5-Trimethylbenzene	4.8	U
98-06-6	tert-Butylbenzene	4.8	U
95-63-6	1,2,4-Trimethylbenzene	4.8	U
135-98-8	sec-Butylbenzene	4.8	U
99-87-6	4-Isopropyltoluene	4.8	U
541-73-1	1,3-Dichlorobenzene	4.8	U
106-46-7	1,4-Dichlorobenzene	4.8	U
104-51-8	n-Butylbenzene	4.8	U
95-50-1	1,2-Dichlorobenzene	4.8	U
91-20-3	Naphthalene	4.8	U
110-75-8	2-Chloroethyl vinyl ether	4.8	U J

EGL 8/5/10

1J - FORM I VOA-TIC

VOLATILE ORGANICS ANALYSIS DATA SHEET

TENTATIVELY IDENTIFIED COMPOUNDS

CLIENT SAMPLE NO.

690-SB-38
(0.8'-4.0')-O

Lab Name: MITKEM LABORATORIES Contract:

Lab Code: MITKEM Case No.: J1302 Mod. Ref No.: SDG No.: SJ1302

Matrix: (SOIL/SED/WATER) SOIL Lab Sample ID: J1302-10B

Sample wt/vol: 5.90 (g/mL) G Lab File ID: V1L4832.D

Level: (TRACE or LOW/MED) LOW Date Received: 06/24/2010

% Moisture: not dec. 12 Date Analyzed: 06/29/2010

GC Column: DB-624 ID: 0.25 (mm) Dilution Factor: 1.0

Soil Extract Volume: (uL) Soil Aliquot Volume: (uL)

CONCENTRATION UNITS: (ug/L or ug/Kg) UG/KG Purge Volume: 10.0 (mL)

CAS NUMBER	COMPOUND NAME	RT	EST. CONC.	Q
E96679€ [1]	Total Alkanes	N/A		

[1] EPA-designated Registry Number.

1A - FORM I VOA-1

VOLATILE ORGANICS ANALYSIS DATA SHEET

CLIENT SAMPLE NO.

690-SB-44
(0.8'-3.5')-O

Lab Name: MITKEM LABORATORIES Contract:

Lab Code: MITKEM Case No.: J1302 Mod. Ref No.: SDG No.: SJ1302

Matrix: (SOIL/SED/WATER) SOIL Lab Sample ID: J1302-11B

Sample wt/vol: 5.80 (g/mL) G Lab File ID: V1L4833.D

Level: (TRACE/LOW/MED) LOW Date Received: 06/24/2010

% Moisture: not dec. 14 Date Analyzed: 06/29/2010

GC Column: DB-624 ID: 0.25 (mm) Dilution Factor: 1.0

Soil Extract Volume: (uL) Soil Aliquot Volume: (uL)

Purge Volume: 10.0 (mL)

CAS NO.	COMPOUND	CONCENTRATION UNITS: (ug/L or ug/Kg) µG/KG	Q
74-87-3	Chloromethane	5.0	U
75-01-4	Vinyl chloride	5.0	UJ
74-83-9	Bromomethane	5.0	U
75-00-3	Chloroethane	5.0	U
75-69-4	Trichlorofluoromethane	5.0	U
75-35-4	1,1-Dichloroethene	5.0	U
67-64-1	Acetone	6.6	
75-15-0	Carbon disulfide	5.0	U
75-09-2	Methylene chloride	5.0	U
156-60-5	trans-1,2-Dichloroethene	5.0	U
1634-04-4	Methyl tert-butyl ether	5.0	U
75-34-3	1,1-Dichloroethane	5.0	UJ
108-05-4	Vinyl acetate	5.0	U
78-93-3	2-Butanone	5.0	U
156-59-2	cis-1,2-Dichloroethene	5.0	U
67-66-3	Chloroform	5.0	U
71-55-6	1,1,1-Trichloroethane	5.0	U
56-23-5	Carbon tetrachloride	5.0	U
107-06-2	1,2-Dichloroethane	5.0	U
71-43-2	Benzene	5.0	U
79-01-6	Trichloroethene	5.0	U
78-87-5	1,2-Dichloropropane	5.0	U
75-27-4	Bromodichloromethane	5.0	U
10061-01-5	cis-1,3-Dichloropropene	5.0	U
108-10-1	4-Methyl-2-pentanone	5.0	U
108-88-3	Toluene	5.0	U
10061-02-6	trans-1,3-Dichloropropene	5.0	U
79-00-5	1,1,2-Trichloroethane	5.0	U
127-18-4	Tetrachloroethene	5.0	U
591-78-6	2-Hexanone	5.0	U
124-48-1	Dibromochloromethane	5.0	U
108-90-7	Chlorobenzene	5.0	U
100-41-4	Ethylbenzene	5.0	U
1330-20-7	m,p-Xylene	5.0	U
95-47-6	o-Xylene	5.0	U

EGL 8/5/10

1B - FORM I VOA-2

VOLATILE ORGANICS ANALYSIS DATA SHEET

CLIENT SAMPLE NO.

690-SB-44
(0.8'-3.5')-O

Lab Name: MITKEM LABORATORIES Contract:

Lab Code: MITKEM Case No.: J1302 Mod. Ref No.: SDG No.: SJ1302

Matrix: (SOIL/SED/WATER) SOIL Lab Sample ID: J1302-11B

Sample wt/vol: 5.80 (g/mL) G Lab File ID: V1L4833.D

Level: (TRACE/LOW/MED) LOW Date Received: 06/24/2010

% Moisture: not dec. 14 Date Analyzed: 06/29/2010

GC Column: DB-624 ID: 0.25 (mm) Dilution Factor: 1.0

Soil Extract Volume: (uL) Soil Aliquot Volume: (uL)

Purge Volume: 10.0 (mL)

CAS NO.	COMPOUND	CONCENTRATION UNITS: (ug/L or ug/Kg) µG/KG	Q
1330-20-7	Xylene (Total)	5.0	U
100-42-5	Styrene	5.0	U
75-25-2	Bromoform	5.0	UJ
98-82-8	Isopropylbenzene	5.0	U
79-34-5	1,1,2,2-Tetrachloroethane	5.0	U
103-65-1	n-Propylbenzene	5.0	U
108-67-8	1,3,5-Trimethylbenzene	5.0	U
98-06-6	tert-Butylbenzene	5.0	U
95-63-6	1,2,4-Trimethylbenzene	5.0	U
135-98-8	sec-Butylbenzene	5.0	U
99-87-6	4-Isopropyltoluene	5.0	U
541-73-1	1,3-Dichlorobenzene	5.0	U
106-46-7	1,4-Dichlorobenzene	5.0	U
104-51-8	n-Butylbenzene	5.0	U
95-50-1	1,2-Dichlorobenzene	5.0	U
91-20-3	Naphthalene	5.0	U
110-75-8	2-Chloroethyl vinyl ether	5.0	UJ

tGL
8/5/10

1J - FORM I VOA-TIC

VOLATILE ORGANICS ANALYSIS DATA SHEET

TENTATIVELY IDENTIFIED COMPOUNDS

CLIENT SAMPLE NO.

690-SB-44
(0.8'-3.5')-O

Lab Name: MITKEM LABORATORIES Contract:

Lab Code: MITKEM Case No.: J1302 Mod. Ref No.: SDG No.: SJ1302

Matrix: (SOIL/SED/WATER) SOIL Lab Sample ID: J1302-11B

Sample wt/vol: 5.80 (g/mL) G Lab File ID: V1L4833.D

Level: (TRACE or LOW/MED) LOW Date Received: 06/24/2010

% Moisture: not dec. 14 Date Analyzed: 06/29/2010

GC Column: DB-624 ID: 0.25 (mm) Dilution Factor: 1.0

Soil Extract Volume: (uL) Soil Aliquot Volume: (uL)

CONCENTRATION UNITS: (ug/L or ug/Kg) µG/KG Purge Volume: 10.0 (mL)

CAS NUMBER	COMPOUND NAME	RT	EST. CONC.	Q
E966796[1]	Total Alkanes	N/A		

[1] EPA-designated Registry Number.

1A - FORM I VOA-1

VOLATILE ORGANICS ANALYSIS DATA SHEET

CLIENT SAMPLE NO.

690-SB-32
(1.2'-2.0')-O

Lab Name: MITKEM LABORATORIES Contract:

Lab Code: MITKEM Case No.: J1302 Mod. Ref No.: SDG No.: SJ1302

Matrix: (SOIL/SED/WATER) SOIL Lab Sample ID: J1302-12B

Sample wt/vol: 5.10 (g/mL) G Lab File ID: V1L4834.D

Level: (TRACE/LOW/MED) LOW Date Received: 06/24/2010

% Moisture: not dec. 5.0 Date Analyzed: 06/29/2010

GC Column: DB-624 ID: 0.25 (mm) Dilution Factor: 1.0

Soil Extract Volume: (uL) Soil Aliquot Volume: (uL)

Purge Volume: 10.0 (mL)

CAS NO.	COMPOUND	CONCENTRATION UNITS: (ug/L or ug/Kg) µG/KG	Q
74-87-3	Chloromethane	5.2	U
75-01-4	Vinyl chloride	5.2	UJ
74-83-9	Bromomethane	5.2	U
75-00-3	Chloroethane	5.2	U
75-69-4	Trichlorofluoromethane	5.2	U
75-35-4	1,1-Dichloroethene	5.2	U
67-64-1	Acetone	21	
75-15-0	Carbon disulfide	5.2	U
75-09-2	Methylene chloride	5.2	U
156-60-5	trans-1,2-Dichloroethene	5.2	U
1634-04-4	Methyl tert-butyl ether	5.2	U
75-34-3	1,1-Dichloroethane	5.2	UJ
108-05-4	Vinyl acetate	5.2	U
78-93-3	2-Butanone	5.2	U
156-59-2	cis-1,2-Dichloroethene	2.0	J
67-66-3	Chloroform	5.2	U
71-55-6	1,1,1-Trichloroethane	5.2	U
56-23-5	Carbon tetrachloride	5.2	U
107-06-2	1,2-Dichloroethane	5.2	U
71-43-2	Benzene	5.2	U
79-01-6	Trichloroethene	13	
78-87-5	1,2-Dichloropropane	5.2	U
75-27-4	Bromodichloromethane	5.2	U
10061-01-5	cis-1,3-Dichloropropene	5.2	U
108-10-1	4-Methyl-2-pentanone	5.2	U
108-88-3	Toluene	5.2	U
10061-02-6	trans-1,3-Dichloropropene	5.2	U
79-00-5	1,1,2-Trichloroethane	5.2	U
127-18-4	Tetrachloroethene	5.2	U
591-78-6	2-Hexanone	5.2	U
124-48-1	Dibromochloromethane	5.2	U
108-90-7	Chlorobenzene	5.2	U
100-41-4	Ethylbenzene	5.2	U
1330-20-7	m,p-Xylene	5.2	U
95-47-6	o-Xylene	5.2	U

EGL 8/5/10

1B - FORM I VOA-2

VOLATILE ORGANICS ANALYSIS DATA SHEET

CLIENT SAMPLE NO.

690-SB-32
(1.2'-2.0')-O

Lab Name: MITKEM LABORATORIES Contract:

Lab Code: MITKEM Case No.: J1302 Mod. Ref No.: SDG No.: SJ1302

Matrix: (SOIL/SED/WATER) SOIL Lab Sample ID: J1302-12B

Sample wt/vol: 5.10 (g/mL) G Lab File ID: V1L4834.D

Level: (TRACE/LOW/MED) LOW Date Received: 06/24/2010

% Moisture: not dec. 5.0 Date Analyzed: 06/29/2010

GC Column: DB-624 ID: 0.25 (mm) Dilution Factor: 1.0

Soil Extract Volume: (uL) Soil Aliquot Volume: (uL)

Purge Volume: 10.0 (mL)

CAS NO.	COMPOUND	CONCENTRATION UNITS: (ug/L or ug/Kg) µG/KG	Q
1330-20-7	Xylene (Total)	1.2	J
100-42-5	Styrene	5.2	U
75-25-2	Bromoform	5.2	U
98-82-8	Isopropylbenzene	5.2	U
79-34-5	1,1,2,2-Tetrachloroethane	5.2	U
103-65-1	n-Propylbenzene	5.2	U
108-67-8	1,3,5-Trimethylbenzene	5.2	U
98-06-6	tert-Butylbenzene	5.2	U
95-63-6	1,2,4-Trimethylbenzene	5.2	U
135-98-8	sec-Butylbenzene	5.2	U
99-87-6	4-Isopropyltoluene	5.2	U
541-73-1	1,3-Dichlorobenzene	5.2	U
106-46-7	1,4-Dichlorobenzene	5.2	U
104-51-8	n-Butylbenzene	5.2	U
95-50-1	1,2-Dichlorobenzene	5.2	U
91-20-3	Naphthalene	5.2	U
110-75-8	2-Chloroethyl vinyl ether	5.2	U

EGL 8/5/10

1J - FORM I VOA-TIC

VOLATILE ORGANICS ANALYSIS DATA SHEET

TENTATIVELY IDENTIFIED COMPOUNDS

CLIENT SAMPLE NO.

690-SB-32
(1.2'-2.0')-O

Lab Name: MITKEM LABORATORIES Contract:

Lab Code: MITKEM Case No.: J1302 Mod. Ref No.: SDG No.: SJ1302

Matrix: (SOIL/SED/WATER) SOIL Lab Sample ID: J1302-12B

Sample wt/vol: 5.10 (g/mL) G Lab File ID: V1L4834.D

Level: (TRACE or LOW/MED) LOW Date Received: 06/24/2010

% Moisture: not dec. 5.0 Date Analyzed: 06/29/2010

GC Column: DB-624 ID: 0.25 (mm) Dilution Factor: 1.0

Soil Extract Volume: (uL) Soil Aliquot Volume: (uL)

CONCENTRATION UNITS: (ug/L or ug/Kg) µG/KG Purge Volume: 10.0 (mL)

CAS NUMBER	COMPOUND NAME	RT	EST. CONC.	Q
E966796[1]	Total Alkanes	N/A		

[1] EPA-designated Registry Number.

1A - FORM I VOA-1

VOLATILE ORGANICS ANALYSIS DATA SHEET

CLIENT SAMPLE NO.

690-SB-42
(1.0'-4.0')-D

Lab Name: MITKEM LABORATORIES Contract:

Lab Code: MITKEM Case No.: J1302 Mod. Ref No.: SDG No.: SJ1302

Matrix: (SOIL/SED/WATER) SOIL Lab Sample ID: J1302-13B

Sample wt/vol: 5.70 (g/mL) G Lab File ID: V1L4835.D

Level: (TRACE/LOW/MED) LOW Date Received: 06/24/2010

% Moisture: not dec. 13 Date Analyzed: 06/29/2010

GC Column: DB-624 ID: 0.25 (mm) Dilution Factor: 1.0

Soil Extract Volume: (uL) Soil Aliquot Volume: (uL)

Purge Volume: 10.0 (mL)

CAS NO.	COMPOUND	CONCENTRATION UNITS: (ug/L or ug/Kg) µG/KG	Q
74-87-3	Chloromethane	5.0	U
75-01-4	Vinyl chloride	5.0	U
74-83-9	Bromomethane	5.0	U
75-00-3	Chloroethane	5.0	U
75-69-4	Trichlorofluoromethane	5.0	U
75-35-4	1,1-Dichloroethene	5.0	U
67-64-1	Acetone	5.0	U
75-15-0	Carbon disulfide	5.0	U
75-09-2	Methylene chloride	5.0	U
156-60-5	trans-1,2-Dichloroethene	5.0	U
1634-04-4	Methyl tert-butyl ether	5.0	U
75-34-3	1,1-Dichloroethane	5.0	U
108-05-4	Vinyl acetate	5.0	U
78-93-3	2-Butanone	5.0	U
156-59-2	cis-1,2-Dichloroethene	5.0	U
67-66-3	Chloroform	5.0	U
71-55-6	1,1,1-Trichloroethane	5.0	U
56-23-5	Carbon tetrachloride	5.0	U
107-06-2	1,2-Dichloroethane	5.0	U
71-43-2	Benzene	5.0	U
79-01-6	Trichloroethene	6.2	
78-87-5	1,2-Dichloropropane	5.0	U
75-27-4	Bromodichloromethane	5.0	U
10061-01-5	cis-1,3-Dichloropropene	5.0	U
108-10-1	4-Methyl-2-pentanone	5.0	U
108-88-3	Toluene	5.0	U
10061-02-6	trans-1,3-Dichloropropene	5.0	U
79-00-5	1,1,2-Trichloroethane	5.0	U
127-18-4	Tetrachloroethene	5.0	U
591-78-6	2-Hexanone	5.0	U
124-48-1	Dibromochloromethane	5.0	U
108-90-7	Chlorobenzene	5.0	U
100-41-4	Ethylbenzene	5.0	U
1330-20-7	m,p-Xylene	5.0	U
95-47-6	o-Xylene	5.0	U

EGL 8/5/10

1B - FORM I VOA-2

VOLATILE ORGANICS ANALYSIS DATA SHEET

CLIENT SAMPLE NO.

690-SB-42
(1.0'-4.0')-D

Lab Name: MITKEM LABORATORIES Contract:

Lab Code: MITKEM Case No.: J1302 Mod. Ref No.: SDG No.: SJ1302

Matrix: (SOIL/SED/WATER) SOIL Lab Sample ID: J1302-13B

Sample wt/vol: 5.70 (g/mL) G Lab File ID: V1L4835.D

Level: (TRACE/LOW/MED) LOW Date Received: 06/24/2010

% Moisture: not dec. 13 Date Analyzed: 06/29/2010

GC Column: DB-624 ID: 0.25 (mm) Dilution Factor: 1.0

Soil Extract Volume: (uL) Soil Aliquot Volume: (uL)

Purge Volume: 10.0 (mL)

CAS NO.	COMPOUND	CONCENTRATION UNITS: (ug/L or ug/Kg) µG/KG	Q
1330-20-7	Xylene (Total)	5.0	U
100-42-5	Styrene	5.0	U
75-25-2	Bromoform	5.0	UJ
98-82-8	Isopropylbenzene	5.0	U
79-34-5	1,1,2,2-Tetrachloroethane	5.0	U
103-65-1	n-Propylbenzene	5.0	U
108-67-8	1,3,5-Trimethylbenzene	5.0	U
98-06-6	tert-Butylbenzene	5.0	U
95-63-6	1,2,4-Trimethylbenzene	5.0	U
135-98-8	sec-Butylbenzene	5.0	U
99-87-6	4-Isopropyltoluene	5.0	U
541-73-1	1,3-Dichlorobenzene	5.0	U
106-46-7	1,4-Dichlorobenzene	5.0	U
104-51-8	n-Butylbenzene	5.0	U
95-50-1	1,2-Dichlorobenzene	5.0	U
91-20-3	Naphthalene	5.0	U
110-75-8	2-Chloroethyl vinyl ether	5.0	UJ

EGL
4/5/10

1J - FORM I VOA-TIC

VOLATILE ORGANICS ANALYSIS DATA SHEET

TENTATIVELY IDENTIFIED COMPOUNDS

CLIENT SAMPLE NO.

690-SB-42 (1.0'-4.0')-D

Lab Name: MITKEM LABORATORIES Contract:

Lab Code: MITKEM Case No.: J1302 Mod. Ref No.: SDG No.: SJ1302

Matrix: (SOIL/SED/WATER) SOIL Lab Sample ID: J1302-13B

Sample wt/vol: 5.70 (g/mL) G Lab File ID: V1L4835.D

Level: (TRACE or LOW/MED) LOW Date Received: 06/24/2010

% Moisture: not dec. 13 Date Analyzed: 06/29/2010

GC Column: DB-624 ID: 0.25 (mm) Dilution Factor: 1.0

Soil Extract Volume: (uL) Soil Aliquot Volume: (uL)

CONCENTRATION UNITS: (ug/L or ug/Kg) µG/KG Purge Volume: 10.0 (mL)

CAS NUMBER	COMPOUND NAME	RT	EST. CONC.	Q
E966796[1]	Total Alkanes	N/A		

[1] EPA-designated Registry Number.

1A - FORM I VOA-1

VOLATILE ORGANICS ANALYSIS DATA SHEET

CLIENT SAMPLE NO.

690-FIELD BLANK-O

Lab Name: MITKEM LABORATORIES Contract:

Lab Code: MITKEM Case No.: J1302 Mod. Ref No.: SDG No.: SJ1302

Matrix: (SOIL/SED/WATER) WATER Lab Sample ID: J1302-14A

Sample wt/vol: 5.00 (g/mL) ML Lab File ID: V2L7102.D

Level: (TRACE/LOW/MED) LOW Date Received: 06/24/2010

% Moisture: not dec. Date Analyzed: 06/30/2010

GC Column: DB-624 ID: 0.25 (mm) Dilution Factor: 1.0

Soil Extract Volume: (uL) Soil Aliquot Volume: (uL)

Purge Volume: 5.0 (mL)

CAS NO.	COMPOUND	CONCENTRATION UNITS: (ug/L or ug/Kg) ug/L	Q
74-87-3	Chloromethane	5.0	U
75-01-4	Vinyl chloride	5.0	U
74-83-9	Bromomethane	5.0	U
75-00-3	Chloroethane	5.0	U
75-69-4	Trichlorofluoromethane	5.0	U
75-35-4	1,1-Dichloroethene	5.0	U
67-64-1	Acetone	5.0	U
75-15-0	Carbon disulfide	5.0	U
75-09-2	Methylene chloride	5.0	U
156-60-5	trans-1,2-Dichloroethene	5.0	U
1634-04-4	Methyl tert-butyl ether	5.0	U
75-34-3	1,1-Dichloroethane	5.0	U
108-05-4	Vinyl acetate	5.0	U
78-93-3	2-Butanone	5.0	U
156-59-2	cis-1,2-Dichloroethene	5.0	U
67-66-3	Chloroform	5.0	U
71-55-6	1,1,1-Trichloroethane	5.0	U
56-23-5	Carbon tetrachloride	5.0	U
107-06-2	1,2-Dichloroethane	5.0	U
71-43-2	Benzene	5.0	U
79-01-6	Trichloroethene	5.0	U
78-87-5	1,2-Dichloropropane	5.0	U
75-27-4	Bromodichloromethane	5.0	U
10061-01-5	cis-1,3-Dichloropropene	5.0	U
108-10-1	4-Methyl-2-pentanone	5.0	U
108-88-3	Toluene	5.0	U
10061-02-6	trans-1,3-Dichloropropene	5.0	U
79-00-5	1,1,2-Trichloroethane	5.0	U
127-18-4	Tetrachloroethene	5.0	U
591-78-6	2-Hexanone	5.0	U
124-48-1	Dibromochloromethane	5.0	U
108-90-7	Chlorobenzene	5.0	U
100-41-4	Ethylbenzene	5.0	U
1330-20-7	m,p-Xylene	5.0	U
95-47-6	o-Xylene	5.0	U

EGL 6/5/10

1B - FORM I VOA-2

VOLATILE ORGANICS ANALYSIS DATA SHEET

CLIENT SAMPLE NO.

690-FIELD BLANK-O

Lab Name: MITKEM LABORATORIES Contract:

Lab Code: MITKEM Case No.: J1302 Mod. Ref No.: SDG No.: SJ1302

Matrix: (SOIL/SED/WATER) WATER Lab Sample ID: J1302-14A

Sample wt/vol: 5.00 (g/mL) ML Lab File ID: V2L7102.D

Level: (TRACE/LOW/MED) LOW Date Received: 06/24/2010

% Moisture: not dec. Date Analyzed: 06/30/2010

GC Column: DB-624 ID: 0.25 (mm) Dilution Factor: 1.0

Soil Extract Volume: (uL) Soil Aliquot Volume: (uL)

Purge Volume: 5.0 (mL)

CAS NO.	COMPOUND	CONCENTRATION UNITS: (ug/L or ug/Kg) µG/L	Q
1330-20-7	Xylene (Total)	5.0	U
100-42-5	Styrene	5.0	U
75-25-2	Bromoform	5.0	U
98-82-8	Isopropylbenzene	5.0	U
79-34-5	1,1,2,2-Tetrachloroethane	5.0	U
103-65-1	n-Propylbenzene	5.0	U
108-67-8	1,3,5-Trimethylbenzene	5.0	U
98-06-6	tert-Butylbenzene	5.0	U
95-63-6	1,2,4-Trimethylbenzene	5.0	U
135-98-8	sec-Butylbenzene	5.0	U
99-87-6	4-Isopropyltoluene	5.0	U
541-73-1	1,3-Dichlorobenzene	5.0	U
106-46-7	1,4-Dichlorobenzene	5.0	U
104-51-8	n-Butylbenzene	5.0	U
95-50-1	1,2-Dichlorobenzene	5.0	U
91-20-3	Naphthalene	5.0	U
110-75-8	2-Chloroethyl vinyl ether	5.0	U

EGL 8/5/10

1J - FORM I VOA-TIC

VOLATILE ORGANICS ANALYSIS DATA SHEET

TENTATIVELY IDENTIFIED COMPOUNDS

CLIENT SAMPLE NO.

690-FIELD BLANK-O

Lab Name: MITKEM LABORATORIES Contract:

Lab Code: MITKEM Case No.: J1302 Mod. Ref No.: SDG No.: SJ1302

Matrix: (SOIL/SED/WATER) WATER Lab Sample ID: J1302-14A

Sample wt/vol: 5.00 (g/mL) ML Lab File ID: V2L7102.D

Level: (TRACE or LOW/MED) LOW Date Received: 06/24/2010

% Moisture: not dec. Date Analyzed: 06/30/2010

GC Column: DB-624 ID: 0.25 (mm) Dilution Factor: 1.0

Soil Extract Volume: (uL) Soil Aliquot Volume: (uL)

CONCENTRATION UNITS: (ug/L or ug/Kg) µG/L Purge Volume: 5.0 (mL)

CAS NUMBER	COMPOUND NAME	RT	EST. CONC.	Q
E96679E[1]	Total Alkanes	N/A		

[1] EPA-designated Registry Number.

1A - FORM I VOA-1

VOLATILE ORGANICS ANALYSIS DATA SHEET

CLIENT SAMPLE NO.

690-TRIP BLANK1-O

Lab Name: MITKEM LABORATORIES Contract:

Lab Code: MITKEM Case No.: J1302 Mod. Ref No.: SDG No.: SJ1302

Matrix: (SOIL/SED/WATER) WATER Lab Sample ID: J1302-15A

Sample wt/vol: 5.00 (g/mL) ML Lab File ID: V2L7103.D

Level: (TRACE/LOW/MED) LOW Date Received: 06/24/2010

% Moisture: not dec. Date Analyzed: 06/30/2010

GC Column: DB-624 ID: 0.25 (mm) Dilution Factor: 1.0

Soil Extract Volume: (uL) Soil Aliquot Volume: (uL)

Purge Volume: 5.0 (mL)

CAS NO.	COMPOUND	CONCENTRATION UNITS: (ug/L or ug/Kg) µG/L	Q
74-87-3	Chloromethane	5.0	U
75-01-4	Vinyl chloride	5.0	U
74-83-9	Bromomethane	5.0	U
75-00-3	Chloroethane	5.0	U
75-69-4	Trichlorofluoromethane	5.0	U
75-35-4	1,1-Dichloroethene	5.0	U
67-64-1	Acetone	5.0	U
75-15-0	Carbon disulfide	5.0	U
75-09-2	Methylene chloride	5.0	U
156-60-5	trans-1,2-Dichloroethene	5.0	U
1634-04-4	Methyl tert-butyl ether	5.0	U
75-34-3	1,1-Dichloroethane	5.0	U
108-05-4	Vinyl acetate	5.0	U
78-93-3	2-Butanone	5.0	U
156-59-2	cis-1,2-Dichloroethene	5.0	U
67-66-3	Chloroform	1.0	J
71-55-6	1,1,1-Trichloroethane	5.0	U
56-23-5	Carbon tetrachloride	5.0	U
107-06-2	1,2-Dichloroethane	5.0	U
71-43-2	Benzene	5.0	U
79-01-6	Trichloroethene	5.0	U
78-87-5	1,2-Dichloropropane	5.0	U
75-27-4	Bromodichloromethane	5.0	U
10061-01-5	cis-1,3-Dichloropropene	5.0	U
108-10-1	4-Methyl-2-pentanone	5.0	U
108-88-3	Toluene	5.0	U
10061-02-6	trans-1,3-Dichloropropene	5.0	U
79-00-5	1,1,2-Trichloroethane	5.0	U
127-18-4	Tetrachloroethene	5.0	U
591-78-6	2-Hexanone	5.0	U
124-48-1	Dibromochloromethane	5.0	U
108-90-7	Chlorobenzene	5.0	U
100-41-4	Ethylbenzene	5.0	U
1330-20-7	m,p-Xylene	5.0	U
95-47-6	o-Xylene	5.0	U

EGL 6/6/10

1B - FORM I VOA-2

VOLATILE ORGANICS ANALYSIS DATA SHEET

CLIENT SAMPLE NO.

690-TRIP
BLANK1-O

Lab Name: MITKEM LABORATORIES Contract:

Lab Code: MITKEM Case No.: J1302 Mod. Ref No.: SDG No.: SJ1302

Matrix: (SOIL/SED/WATER) WATER Lab Sample ID: J1302-15A

Sample wt/vol: 5.00 (g/mL) ML Lab File ID: V2L7103.D

Level: (TRACE/LOW/MED) LOW Date Received: 06/24/2010

% Moisture: not dec. Date Analyzed: 06/30/2010

GC Column: DB-624 ID: 0.25 (mm) Dilution Factor: 1.0

Soil Extract Volume: (uL) Soil Aliquot Volume: (uL)

Purge Volume: 5.0 (mL)

CAS NO.	COMPOUND	CONCENTRATION UNITS: (ug/L or ug/Kg) µG/L	Q
1330-20-7	Xylene (Total)	5.0	U
100-42-5	Styrene	5.0	U
75-25-2	Bromoform	5.0	U
98-82-8	Isopropylbenzene	5.0	U
79-34-5	1,1,2,2-Tetrachloroethane	5.0	U
103-65-1	n-Propylbenzene	5.0	U
108-67-8	1,3,5-Trimethylbenzene	5.0	U
98-06-6	tert-Butylbenzene	5.0	U
95-63-6	1,2,4-Trimethylbenzene	5.0	U
135-98-8	sec-Butylbenzene	5.0	U
99-87-6	4-Isopropyltoluene	5.0	U
541-73-1	1,3-Dichlorobenzene	5.0	U
106-46-7	1,4-Dichlorobenzene	5.0	U
104-51-8	n-Butylbenzene	5.0	U
95-50-1	1,2-Dichlorobenzene	5.0	U
91-20-3	Naphthalene	5.0	U
110-75-8	2-Chloroethyl vinyl ether	5.0	U

EGL 6/15/10

1J - FORM I VOA-TIC

VOLATILE ORGANICS ANALYSIS DATA SHEET

TENTATIVELY IDENTIFIED COMPOUNDS

CLIENT SAMPLE NO.

690-TRIP
BLANK1-O

Lab Name: MITKEM LABORATORIES Contract:

Lab Code: MITKEM Case No.: J1302 Mod. Ref No.: SDG No.: SJ1302

Matrix: (SOIL/SED/WATER) WATER Lab Sample ID: J1302-15A

Sample wt/vol: 5.00 (g/mL) ML Lab File ID: V2L7103.D

Level: (TRACE or LOW/MED) LOW Date Received: 06/24/2010

% Moisture: not dec. Date Analyzed: 06/30/2010

GC Column: DB-624 ID: 0.25 (mm) Dilution Factor: 1.0

Soil Extract Volume: (uL) Soil Aliquot Volume: (uL)

CONCENTRATION UNITS: (ug/L or ug/Kg) µG/L Purge Volume: 5.0 (mL)

CAS NUMBER	COMPOUND NAME	RT	EST. CONC.	Q
E966796[1]	Total Alkanes	N/A		

[1]EPA-designated Registry Number.

1A - FORM I VOA-1

VOLATILE ORGANICS ANALYSIS DATA SHEET

CLIENT SAMPLE NO.

690-TRIP
BLANK2-O

Lab Name: MITKEM LABORATORIES Contract:

Lab Code: MITKEM Case No.: J1302 Mod. Ref No.: SDG No.: SJ1302

Matrix: (SOIL/SED/WATER) WATER Lab Sample ID: J1302-16A

Sample wt/vol: 5.00 (g/mL) ML Lab File ID: V2L7105.D

Level: (TRACE/LOW/MED) LOW Date Received: 06/24/2010

% Moisture: not dec. Date Analyzed: 06/30/2010

GC Column: DB-624 ID: 0.25 (mm) Dilution Factor: 1.0

Soil Extract Volume: (uL) Soil Aliquot Volume: (uL)

Purge Volume: 5.0 (mL)

CAS NO.	COMPOUND	CONCENTRATION UNITS: (ug/L or ug/Kg) µG/L	Q
74-87-3	Chloromethane	5.0	U
75-01-4	Vinyl chloride	5.0	U
74-83-9	Bromomethane	5.0	U
75-00-3	Chloroethane	5.0	U
75-69-4	Trichlorofluoromethane	5.0	U
75-35-4	1,1-Dichloroethene	5.0	U
67-64-1	Acetone	5.0	U
75-15-0	Carbon disulfide	5.0	U
75-09-2	Methylene chloride	5.0	U
156-60-5	trans-1,2-Dichloroethene	5.0	U
1634-04-4	Methyl tert-butyl ether	5.0	U
75-34-3	1,1-Dichloroethane	5.0	U
108-05-4	Vinyl acetate	5.0	U
78-93-3	2-Butanone	5.0	U
156-59-2	cis-1,2-Dichloroethene	5.0	U
67-66-3	Chloroform	5.0	U
71-55-6	1,1,1-Trichloroethane	5.0	U
56-23-5	Carbon tetrachloride	5.0	U
107-06-2	1,2-Dichloroethane	5.0	U
71-43-2	Benzene	5.0	U
79-01-6	Trichloroethene	5.0	U
78-87-5	1,2-Dichloropropane	5.0	U
75-27-4	Bromodichloromethane	5.0	U
10061-01-5	cis-1,3-Dichloropropene	5.0	U
108-10-1	4-Methyl-2-pentanone	5.0	U
108-88-3	Toluene	5.0	U
10061-02-6	trans-1,3-Dichloropropene	5.0	U
79-00-5	1,1,2-Trichloroethane	5.0	U
127-18-4	Tetrachloroethene	5.0	U
591-78-6	2-Hexanone	5.0	U
124-48-1	Dibromochloromethane	5.0	U
108-90-7	Chlorobenzene	5.0	U
100-41-4	Ethylbenzene	5.0	U
1330-20-7	m,p-Xylene	5.0	U
95-47-6	o-Xylene	5.0	U

EGL
8/5/10

1B - FORM I VOA-2

VOLATILE ORGANICS ANALYSIS DATA SHEET

CLIENT SAMPLE NO.

690-TRIP. BLANK2-O

Lab Name: MITKEM LABORATORIES Contract:

Lab Code: MITKEM Case No.: J1302 Mod. Ref No.: SDG No.: SJ1302

Matrix: (SOIL/SED/WATER) WATER Lab Sample ID: J1302-16A

Sample wt/vol: 5.00 (g/mL) ML Lab File ID: V2L7105.D

Level: (TRACE/LOW/MED) LOW Date Received: 06/24/2010

% Moisture: not dec. Date Analyzed: 06/30/2010

GC Column: DB-624 ID: 0.25 (mm) Dilution Factor: 1.0

Soil Extract Volume: (uL) Soil Aliquot Volume: (uL)

Purge Volume: 5.0 (mL)

CAS NO.	COMPOUND	CONCENTRATION UNITS: (ug/L or ug/Kg) µG/L	Q
1330-20-7	Xylene (Total)	5.0	U
100-42-5	Styrene	5.0	U
75-25-2	Bromoform	5.0	U
98-82-8	Isopropylbenzene	5.0	U
79-34-5	1,1,2,2-Tetrachloroethane	5.0	U
103-65-1	n-Propylbenzene	5.0	U
108-67-8	1,3,5-Trimethylbenzene	5.0	U
98-06-6	tert-Butylbenzene	5.0	U
95-63-6	1,2,4-Trimethylbenzene	5.0	U
135-98-8	sec-Butylbenzene	5.0	U
99-87-6	4-Isopropyltoluene	5.0	U
541-73-1	1,3-Dichlorobenzene	5.0	U
106-46-7	1,4-Dichlorobenzene	5.0	U
104-51-8	n-Butylbenzene	5.0	U
95-50-1	1,2-Dichlorobenzene	5.0	U
91-20-3	Naphthalene	5.0	U
110-75-8	2-Chloroethyl vinyl ether	5.0	U

EGL 8/5/10

1J - FORM I VOA-TIC

VOLATILE ORGANICS ANALYSIS DATA SHEET

TENTATIVELY IDENTIFIED COMPOUNDS

CLIENT SAMPLE NO.

690-TRIP
BLANK2-O

Lab Name: MITKEM LABORATORIES Contract:

Lab Code: MITKEM Case No.: J1302 Mod. Ref No.: SDG No.: SJ1302

Matrix: (SOIL/SED/WATER) WATER Lab Sample ID: J1302-16A

Sample wt/vol: 5.00 (g/mL) ML Lab File ID: V2L7105.D

Level: (TRACE or LOW/MED) LOW Date Received: 06/24/2010

% Moisture: not dec. Date Analyzed: 06/30/2010

GC Column: DB-624 ID: 0.25 (mm) Dilution Factor: 1.0

Soil Extract Volume: (uL) Soil Aliquot Volume: (uL)

CONCENTRATION UNITS: (ug/L or ug/Kg) µG/L Purge Volume: 5.0 (mL)

CAS NUMBER	COMPOUND NAME	RT	EST. CONC.	Q
E96679E[1]	Total Alkanes	N/A		

[1] EPA-designated Registry Number.

1D - FORM I SV-1

SEMIVOLATILE ORGANICS ANALYSIS DATA SHEET

CLIENT SAMPLE NO.
690-SB-51
(0.9'-2.5')-O

Lab Name: MITKEM LABORATORIES Contract:

Lab Code: MITKEM Case No.: J1302 Mod. Ref No.: SDG No.: SJ1302

Matrix: (SOIL/SED/WATER) SOIL Lab Sample ID: J1302-02A

Sample wt/vol: 30.4 (g/mL) G Lab File ID: S3G6366.D

Level: (LOW/MED) LOW Extraction: (Type) SONC

% Moisture: 15 Decanted: (Y/N) N Date Received: 06/24/2010

Concentrated Extract Volume: 1000 (uL) Date Extracted: 06/25/2010

Injection Volume: 1.0 (uL) GPC Factor: 1.00 Date Analyzed: 07/03/2010

GPC Cleanup: (Y/N) N pH: Dilution Factor: 1.0

CAS NO.	COMPOUND	CONCENTRATION UNITS: (ug/L or ug/Kg) µG/KG	Q
108-95-2	Phenol	380	U
111-44-4	Bis(2-chloroethyl)ether	380	U
95-57-8	2-Chlorophenol	380	U
541-73-1	1,3-Dichlorobenzene	380	U
106-46-7	1,4-Dichlorobenzene	380	U
95-50-1	1,2-Dichlorobenzene	380	U
95-48-7	2-Methylphenol	380	U
108-60-1	2,2'-oxybis(1-Chloropropane)	380	U
106-44-5	4-Methylphenol	380	U
621-64-7	N-Nitroso-di-n-propylamine	380	U
67-72-1	Hexachloroethane	380	U
98-95-3	Nitrobenzene	380	U
78-59-1	Isophorone	380	U
88-75-5	2-Nitrophenol	380	U
105-67-9	2,4-Dimethylphenol	380	U
120-83-2	2,4-Dichlorophenol	380	U
120-82-1	1,2,4-Trichlorobenzene	380	U
91-20-3	Naphthalene	380	U
106-47-8	4-Chloroaniline	380	U
111-91-1	Bis(2-chloroethoxy)methane	380	U
87-68-3	Hexachlorobutadiene	380	U
59-50-7	4-Chloro-3-methylphenol	380	U
91-57-6	2-Methylnaphthalene	380	U
77-47-4	Hexachlorocyclopentadiene	380	U
88-06-2	2,4,6-Trichlorophenol	380	U
95-95-4	2,4,5-Trichlorophenol	780	U
91-58-7	2-Chloronaphthalene	380	U
88-74-4	2-Nitroaniline	780	U
131-11-3	Dimethylphthalate	380	U
208-96-8	Acenaphthylene	380	U
606-20-2	2,6-Dinitrotoluene	380	U
99-09-2	3-Nitroaniline	780	U
83-32-9	Acenaphthene	380	U
51-28-5	2,4-Dinitrophenol	780	UJ
100-02-7	4-Nitrophenol	780	U
132-64-9	Dibenzofuran	380	U

EGL 8/5/10

s10.07.02.A

SW846

1E - FORM I SV-2

SEMIVOLATILE ORGANICS ANALYSIS DATA SHEET

CLIENT SAMPLE NO.

690-SB-51
(0.9'-2.5')-O

Lab Name: MITKEM LABORATORIES Contract:

Lab Code: MITKEM Case No.: J1302 Mod. Ref No.: SDG No.: SJ1302

Matrix: (SOIL/SED/WATER) SOIL Lab Sample ID: J1302-02A

Sample wt/vol: 30.4 (g/mL) G Lab File ID: S3G6366.D

Level: (LOW/MED) LOW Extraction: (Type) SONC

% Moisture: 15 Decanted: (Y/N) N Date Received: 06/24/2010

Concentrated Extract Volume: 1000 (uL) Date Extracted: 06/25/2010

Injection Volume: 1.0 (uL) GPC Factor: 1.00 Date Analyzed: 07/03/2010

GPC Cleanup: (Y/N) N pH: Dilution Factor: 1.0

CAS NO.	COMPOUND	CONCENTRATION UNITS: (ug/L or ug/Kg) µG/KG	Q
121-14-2	2,4-Dinitrotoluene	380	U
84-66-2	Diethylphthalate	380	U
7005-72-3	4-Chlorophenyl-phenylether	380	U
86-73-7	Fluorene	380	U
100-01-6	4-Nitroaniline	780	U
534-52-1	4,6-Dinitro-2-methylphenol	780	U
86-30-6	N-Nitrosodiphenylamine	380	U
101-55-3	4-Bromophenyl-phenylether	380	U
118-74-1	Hexachlorobenzene	380	U
87-86-5	Pentachlorophenol	780	U
85-01-8	Phenanthrene	58	J
120-12-7	Anthracene	380	U
86-74-8	Carbazole	380	U
84-74-2	Di-n-butylphthalate	380	U
206-44-0	Fluoranthene	39	J
129-00-0	Pyrene	40	J
85-68-7	Butylbenzylphthalate	380	U
91-94-1	3,3'-Dichlorobenzidine	380	U
56-55-3	Benzo(a)anthracene	380	U
218-01-9	Chrysene	380	U
117-81-7	Bis(2-ethylhexyl)phthalate	380	U
117-84-0	Di-n-octylphthalate	380	U
205-99-2	Benzo(b)fluoranthene	380	U
207-08-9	Benzo(k)fluoranthene	380	U
50-32-8	Benzo(a)pyrene	380	U
193-39-5	Indeno(1,2,3-cd)pyrene	380	U
53-70-3	Dibenzo(a,h)anthracene	380	U
191-24-2	Benzo(g,h,i)perylene	380	U

EGL
8/5/10

1K - FORM I SV-TIC

SEMIVOLATILE ORGANICS ANALYSIS DATA SHEET

TENTATIVELY IDENTIFIED COMPOUNDS

CLIENT SAMPLE NO.

690-SB-51
(0.9'-2.5')-O

Lab Name: MITKEM LABORATORIES Contract:

Lab Code: MITKEM Case No.: J1302 Mod. Ref No.: SDG No.: SJ1302

Matrix: (SOIL/SED/WATER) SOIL Lab Sample ID: J1302-02A

Sample wt/vol: 30.4 (g/mL) G Lab File ID: S3G6366.D

Level: (TRACE or LOW/MED) LOW Extraction: (Type) SONC

% Moisture: 15 Decanted: (Y/N) N Date Received: 06/24/2010

Concentrated Extract Volume: 1000 (uL) Date Extracted: 06/25/2010

Injection Volume: 1.0 (uL) GPC Factor: 1.00 Date Analyzed: 07/03/2010

GPC Cleanup: (Y/N) N pH: Dilution Factor: 1.0

CONCENTRATION UNITS: (ug/L or ug/Kg) UG/KG

	CAS NUMBER	COMPOUND NAME	RT	EST. CONC.	Q
01	301-02-0	9-Octadecenamide, (Z)-	9.714	240	NJ
	E966796[2]	Total Alkanes	N/A		

[2] EPA-designated Registry Number.

1D - FORM I SV-1

SEMIVOLATILE ORGANICS ANALYSIS DATA SHEET

CLIENT SAMPLE NO.
690-SB-52
(0.9'-4.0')-O

Lab Name: MITKEM LABORATORIES Contract:

Lab Code: MITKEM Case No.: J1302 Mod. Ref No.: SDG No.: SJ1302

Matrix: (SOIL/SED/WATER) SOIL Lab Sample ID: J1302-03A

Sample wt/vol: 30.2 (g/mL) G Lab File ID: S3G6367.D

Level: (LOW/MED) LOW Extraction: (Type) SONC

% Moisture: 11 Decanted: (Y/N) N Date Received: 06/24/2010

Concentrated Extract Volume: 1000 (uL) Date Extracted: 06/25/2010

Injection Volume: 1.0 (uL) GPC Factor: 1.00 Date Analyzed: 07/03/2010

GPC Cleanup: (Y/N) N pH: Dilution Factor: 1.0

CAS NO.	COMPOUND	CONCENTRATION UNITS: (ug/L or ug/Kg) µG/KG	Q
108-95-2	Phenol	370	UJ
111-44-4	Bis(2-chloroethyl)ether	370	U
95-57-8	2-Chlorophenol	370	U
541-73-1	1,3-Dichlorobenzene	370	U
106-46-7	1,4-Dichlorobenzene	370	U
95-50-1	1,2-Dichlorobenzene	370	U
95-48-7	2-Methylphenol	370	U
108-60-1	2,2'-oxybis(1-Chloropropane)	370	U
106-44-5	4-Methylphenol	370	U
621-64-7	N-Nitroso-di-n-propylamine	370	U
67-72-1	Hexachloroethane	370	U
98-95-3	Nitrobenzene	370	U
78-59-1	Isophorone	370	U
88-75-5	2-Nitrophenol	370	U
105-67-9	2,4-Dimethylphenol	370	U
120-83-2	2,4-Dichlorophenol	370	U
120-82-1	1,2,4-Trichlorobenzene	370	U
91-20-3	Naphthalene	370	U
106-47-8	4-Chloroaniline	370	U
111-91-1	Bis(2-chloroethoxy)methane	370	U
87-68-3	Hexachlorobutadiene	370	U
59-50-7	4-Chloro-3-methylphenol	370	U
91-57-6	2-Methylnaphthalene	370	U
77-47-4	Hexachlorocyclopentadiene	370	U
88-06-2	2,4,6-Trichlorophenol	370	U
95-95-4	2,4,5-Trichlorophenol	750	U
91-58-7	2-Chloronaphthalene	370	U
88-74-4	2-Nitroaniline	750	U
131-11-3	Dimethylphthalate	370	U
208-96-8	Acenaphthylene	370	U
606-20-2	2,6-Dinitrotoluene	370	U
99-09-2	3-Nitroaniline	750	U
83-32-9	Acenaphthene	370	U
51-28-5	2,4-Dinitrophenol	750	UJ
100-02-7	4-Nitrophenol	750	U
132-64-9	Dibenzofuran	370	U

EGL 8/5/10

1E - FORM I SV-2

SEMIVOLATILE ORGANICS ANALYSIS DATA SHEET

CLIENT SAMPLE NO.

690-SB-52
(0.9'-4.0')-O

Lab Name: MITKEM LABORATORIES Contract:

Lab Code: MITKEM Case No.: J1302 Mod. Ref No.: SDG No.: SJ1302

Matrix: (SOIL/SED/WATER) SOIL Lab Sample ID: J1302-03A

Sample wt/vol: 30.2 (g/mL) G Lab File ID: S3G6367.D

Level: (LOW/MED) LOW Extraction: (Type) SONC

% Moisture: 11 Decanted: (Y/N) N Date Received: 06/24/2010

Concentrated Extract Volume: 1000 (uL) Date Extracted: 06/25/2010

Injection Volume: 1.0 (uL) GPC Factor: 1.00 Date Analyzed: 07/03/2010

GPC Cleanup: (Y/N) N pH: Dilution Factor: 1.0

CAS NO.	COMPOUND	CONCENTRATION UNITS: (ug/L or ug/Kg) µG/KG	Q
121-14-2	2,4-Dinitrotoluene	370	U
84-66-2	Diethylphthalate	370	U
7005-72-3	4-Chlorophenyl-phenylether	370	U
86-73-7	Fluorene	370	U
100-01-6	4-Nitroaniline	750	U
534-52-1	4,6-Dinitro-2-methylphenol	750	U
86-30-6	N-Nitrosodiphenylamine	370	U
101-55-3	4-Bromophenyl-phenylether	370	U
118-74-1	Hexachlorobenzene	370	U
87-86-5	Pentachlorophenol	750	U
85-01-8	Phenanthrene	370	U
120-12-7	Anthracene	370	U
86-74-8	Carbazole	370	U
84-74-2	Di-n-butylphthalate	370	U
206-44-0	Fluoranthene	370	U
129-00-0	Pyrene	370	U
85-68-7	Butylbenzylphthalate	370	U
91-94-1	3,3'-Dichlorobenzidine	370	U
56-55-3	Benzo(a)anthracene	370	U
218-01-9	Chrysene	370	U
117-81-7	Bis(2-ethylhexyl)phthalate	370	U
117-84-0	Di-n-octylphthalate	370	U
205-99-2	Benzo(b)fluoranthene	370	U
207-08-9	Benzo(k)fluoranthene	370	U
50-32-8	Benzo(a)pyrene	370	U
193-39-5	Indeno(1,2,3-cd)pyrene	370	U
53-70-3	Dibenzo(a,h)anthracene	370	U
191-24-2	Benzo(g,h,i)perylene	370	U

BGL
8/5/10

1K - FORM I SV-TIC

SEMIVOLATILE ORGANICS ANALYSIS DATA SHEET

TENTATIVELY IDENTIFIED COMPOUNDS

CLIENT SAMPLE NO.

690-SB-52
(0.9'-4.0')-O

Lab Name: MITKEM LABORATORIES Contract:

Lab Code: MITKEM Case No.: J1302 Mod. Ref No.: SDG No.: SJ1302

Matrix: (SOIL/SED/WATER) SOIL Lab Sample ID: J1302-03A

Sample wt/vol: 30.2 (g/mL) G Lab File ID: S3G6367.D

Level: (TRACE or LOW/MED) LOW Extraction: (Type) SONC

% Moisture: 11 Decanted: (Y/N) N Date Received: 06/24/2010

Concentrated Extract Volume: 1000 (uL) Date Extracted: 06/25/2010

Injection Volume: 1.0 (uL) GPC Factor: 1.00 Date Analyzed: 07/03/2010

GPC Cleanup: (Y/N) N pH: Dilution Factor: 1.0

CONCENTRATION UNITS: (ug/L or ug/Kg) pG/KG

	CAS NUMBER	COMPOUND NAME	RT	EST. CONC.	Q
01	301-02-0	9-Octadecenamide, (Z)-	9.713	290	NJ
	E966796[2]	Total Alkanes	N/A		

[2] EPA-designated Registry Number.

1D - FORM I SV-1

SEMIVOLATILE ORGANICS ANALYSIS DATA SHEET

CLIENT SAMPLE NO.
690-SB-45
(0.8'-3.0')-O

Lab Name: MITKEM LABORATORIES Contract:

Lab Code: MITKEM Case No.: J1302 Mod. Ref No.: SDG No.: SJ1302

Matrix: (SOIL/SED/WATER) SOIL Lab Sample ID: J1302-04A

Sample wt/vol: 30.1 (g/mL) G Lab File ID: S3G6368.D

Level: (LOW/MED) LOW Extraction: (Type) SONC

% Moisture: 17 Decanted: (Y/N) N Date Received: 06/24/2010

Concentrated Extract Volume: 1000 (uL) Date Extracted: 06/25/2010

Injection Volume: 1.0 (uL) GPC Factor: 1.00 Date Analyzed: 07/03/2010

GPC Cleanup: (Y/N) N pH: Dilution Factor: 1.0

CAS NO.	COMPOUND	CONCENTRATION UNITS: (ug/L or ug/Kg) µG/KG	Q
108-95-2	Phenol	400	U
111-44-4	Bis(2-chloroethyl)ether	400	U
95-57-8	2-Chlorophenol	400	U
541-73-1	1,3-Dichlorobenzene	400	U
106-46-7	1,4-Dichlorobenzene	400	U
95-50-1	1,2-Dichlorobenzene	400	U
95-48-7	2-Methylphenol	400	U
108-60-1	2,2'-oxybis(1-Chloropropane)	400	U
106-44-5	4-Methylphenol	97	J
621-64-7	N-Nitroso-di-n-propylamine	400	U
67-72-1	Hexachloroethane	400	U
98-95-3	Nitrobenzene	400	U
78-59-1	Isophorone	400	U
88-75-5	2-Nitrophenol	400	U
105-67-9	2,4-Dimethylphenol	400	U
120-83-2	2,4-Dichlorophenol	400	U
120-82-1	1,2,4-Trichlorobenzene	400	U
91-20-3	Naphthalene	390	J
106-47-8	4-Chloroaniline	400	U
111-91-1	Bis(2-chloroethoxy)methane	400	U
87-68-3	Hexachlorobutadiene	400	U
59-50-7	4-Chloro-3-methylphenol	400	U
91-57-6	2-Methylnaphthalene	180	J
77-47-4	Hexachlorocyclopentadiene	400	U
88-06-2	2,4,6-Trichlorophenol	400	U
95-95-4	2,4,5-Trichlorophenol	800	U
91-58-7	2-Chloronaphthalene	400	U
88-74-4	2-Nitroaniline	800	U
131-11-3	Dimethylphthalate	400	U
208-96-8	Acenaphthylene	7700	E
606-20-2	2,6-Dinitrotoluene	400	U
99-09-2	3-Nitroaniline	800	U
83-32-9	Acenaphthene	460	
51-28-5	2,4-Dinitrophenol	800	UJ
100-02-7	4-Nitrophenol	800	U
132-64-9	Dibenzofuran	660	

EGL 8/5/10

1E - FORM I SV-2

SEMIVOLATILE ORGANICS ANALYSIS DATA SHEET

CLIENT SAMPLE NO.

690-SB-45
(0.8'-3.0')-O

Lab Name: MITKEM LABORATORIES Contract:

Lab Code: MITKEM Case No.: J1302 Mod. Ref No.: SDG No.: SJ1302

Matrix: (SOIL/SED/WATER) SOIL Lab Sample ID: J1302-04A

Sample wt/vol: 30.1 (g/mL) G Lab File ID: S3G6368.D

Level: (LOW/MED) LOW Extraction: (Type) SONC

% Moisture: 17 Decanted: (Y/N) N Date Received: 06/24/2010

Concentrated Extract Volume: 1000 (uL) Date Extracted: 06/25/2010

Injection Volume: 1.0 (uL) GPC Factor: 1.00 Date Analyzed: 07/03/2010

GPC Cleanup: (Y/N) N pH: Dilution Factor: 1.0

CAS NO.	COMPOUND	CONCENTRATION UNITS: (ug/L or ug/Kg) ug/KG	Q
121-14-2	2,4-Dinitrotoluene	400	U
84-66-2	Diethylphthalate	400	U
7005-72-3	4-Chlorophenyl-phenylether	400	U
86-73-7	Fluorene	1200	
100-01-6	4-Nitroaniline	800	U
534-52-1	4,6-Dinitro-2-methylphenol	800	U
86-30-6	N-Nitrosodiphenylamine	400	U
101-55-3	4-Bromophenyl-phenylether	400	U
118-74-1	Hexachlorobenzene	400	U
87-86-5	Pentachlorophenol	800	U
85-01-8	Phenanthrene	10000	E
120-12-7	Anthracene	8900	E
86-74-8	Carbazole	680	
84-74-2	Di-n-butylphthalate	400	U
206-44-0	Fluoranthene	32000	E
129-00-0	Pyrene	47000	E
85-68-7	Butylbenzylphthalate	400	U
91-94-1	3,3'-Dichlorobenzidine	400	U
56-55-3	Benzo(a)anthracene	56000	E
218-01-9	Chrysene	16000	E
117-81-7	Bis(2-ethylhexyl)phthalate	400	U
117-84-0	Di-n-octylphthalate	400	U
205-99-2	Benzo(b)fluoranthene	30000	E
207-08-9	Benzo(k)fluoranthene	15000	E
50-32-8	Benzo(a)pyrene	24000	E
193-39-5	Indeno(1,2,3-cd)pyrene	25000	E
53-70-3	Dibenzo(a,h)anthracene	12000	E
191-24-2	Benzo(g,h,i)perylene	390	J

EAC
8/15/10

1K - FORM I SV-TIC

SEMIVOLATILE ORGANICS ANALYSIS DATA SHEET

TENTATIVELY IDENTIFIED COMPOUNDS

CLIENT SAMPLE NO.

690-SB-45
(0.8'-3.0')-O

Lab Name: MITKEM LABORATORIES Contract:

Lab Code: MITKEM Case No.: J1302 Mod. Ref No.: SDG No.: SJ1302

Matrix: (SOIL/SED/WATER) SOIL Lab Sample ID: J1302-04A

Sample wt/vol: 30.1 (g/mL) G Lab File ID: S3G6368.D

Level: (TRACE or LOW/MED) LOW Extraction: (Type) SONC

% Moisture: 17 Decanted: (Y/N) N Date Received: 06/24/2010

Concentrated Extract Volume: 1000 (uL) Date Extracted: 06/25/2010

Injection Volume: 1.0 (uL) GPC Factor: 1.00 Date Analyzed: 07/03/2010

GPC Cleanup: (Y/N) N pH: Dilution Factor: 1.0

CONCENTRATION UNITS: (ug/L or ug/Kg) pG/KG

	CAS NUMBER	COMPOUND NAME	RT	EST. CONC.	Q
01	2381-21-7	Pyrene, 1-methyl-	9.355	250	NJ
02	33543-31-6	Fluoranthene, 2-methyl-	9.451	530	NJ
03		Unknown-01	9.499	320	J
04	2381-21-7	Pyrene, 1-methyl-	9.532	270	NJ
05	479-79-8	11H-Benzo[a]fluoren-11-one	9.863	210	NJ
06		Unknown-02	9.970	510	J
07	203-12-3	Benzo[ghi]fluoranthene	9.991	310	NJ
08	479-79-8	11H-Benzo[a]fluoren-11-one	10.066	190	NJ
09		Unknown-03	10.258	240	J
10	2541-69-7	Benz[a]anthracene, 7-methyl-	10.482	380	NJ
11		Unknown-04	10.552	230	J
12		Unknown-05	10.595	310	J
13	205-99-2	Benz[e]acephenanthrylene	11.038	1900	NJ
14	207-08-9	Benzo[k]fluoranthene	11.081	390	NJ
15		Unknown-06	11.230	1100	J
16	198-55-0	Perylene	11.310	460	NJ
17	239-85-0	13H-Dibenzo[a,h]fluorene	11.407	340	NJ
18		Unknown-07	11.925	230	J
19	191-26-4	Dibenzo[def,mno]chrysene	12.309	940	NJ
20	191-26-4	Dibenzo[def,mno]chrysene	12.406	300	NJ
	E966796[2]	Total Alkanes	N/A		

[2] EPA-designated Registry Number.

1D - FORM I SV-1

SEMIVOLATILE ORGANICS ANALYSIS DATA SHEET

CLIENT SAMPLE NO.
690-SB-45 (0.8'-3.0')-ODL

Lab Name: MITKEM LABORATORIES Contract:

Lab Code: MITKEM Case No.: J1302 Mod. Ref No.: SDG No.: SJ1302

Matrix: (SOIL/SED/WATER) SOIL Lab Sample ID: J1302-04ADL

Sample wt/vol: 30.1 (g/mL) G Lab File ID: S1G1858.D

Level: (LOW/MED) LOW Extraction: (Type) SONC

% Moisture: 17 Decanted: (Y/N) N Date Received: 06/24/2010

Concentrated Extract Volume: 1000 (uL) Date Extracted: 06/25/2010

Injection Volume: 1.0 (uL) GPC Factor: 1.00 Date Analyzed: 07/06/2010

GPC Cleanup: (Y/N) N pH: Dilution Factor: 20.0

CAS NO.	COMPOUND	CONCENTRATION UNITS: (ug/L or ug/Kg) ug/KG	Q
108-95-2	Phenol	7900	U
111-44-4	Bis(2-chloroethyl)ether	7900	U
95-57-8	2-Chlorophenol	7900	U
541-73-1	1,3-Dichlorobenzene	7900	U
106-46-7	1,4-Dichlorobenzene	7900	U
95-50-1	1,2-Dichlorobenzene	7900	U
95-48-7	2-Methylphenol	7900	U
108-60-1	2,2'-oxybis(1-Chloropropane)	7900	U
106-44-5	4-Methylphenol	7900	U
621-64-7	N-Nitroso-di-n-propylamine	7900	U
67-72-1	Hexachloroethane	7900	U
98-95-3	Nitrobenzene	7900	U
78-59-1	Isophorone	7900	U
88-75-5	2-Nitrophenol	7900	U
105-67-9	2,4-Dimethylphenol	7900	U
120-83-2	2,4-Dichlorophenol	7900	U
120-82-1	1,2,4-Trichlorobenzene	7900	U
91-20-3	Naphthalene	7900	U
106-47-8	4-Chloroaniline	7900	U
111-91-1	Bis(2-chloroethoxy)methane	7900	U
87-68-3	Hexachlorobutadiene	7900	U
59-50-7	4-Chloro-3-methylphenol	7900	U
91-57-6	2-Methylnaphthalene	7900	U
77-47-4	Hexachlorocyclopentadiene	7900	U
88-06-2	2,4,6-Trichlorophenol	7900	U
95-95-4	2,4,5-Trichlorophenol	16000	U
91-58-7	2-Chloronaphthalene	7900	U
88-74-4	2-Nitroaniline	16000	U
131-11-3	Dimethylphthalate	7900	U
208-96-8	Acenaphthylene	7900	U
606-20-2	2,6-Dinitrotoluene	7900	U
99-09-2	3-Nitroaniline	16000	U
83-32-9	Acenaphthene	7900	U
51-28-5	2,4-Dinitrophenol	16000	U
100-02-7	4-Nitrophenol	16000	U
132-64-9	Dibenzofuran	7900	U

EGL 8/5/10

1E - FORM I SV-2

SEMIVOLATILE ORGANICS ANALYSIS DATA SHEET

CLIENT SAMPLE NO.
690-SB-45 (0.8'-3.0')-ODL

Lab Name: MITKEM LABORATORIES Contract:

Lab Code: MITKEM Case No.: J1302 Mod. Ref No.: SDG No.: SJ1302

Matrix: (SOIL/SED/WATER) SOIL Lab Sample ID: J1302-04ADL

Sample wt/vol: 30.1 (g/mL) G Lab File ID: S1G1858.D

Level: (LOW/MED) LOW Extraction: (Type) SONC

% Moisture: 17 Decanted: (Y/N) N Date Received: 06/24/2010

Concentrated Extract Volume: 1000 (uL) Date Extracted: 06/25/2010

Injection Volume: 1.0 (uL) GPC Factor: 1.00 Date Analyzed: 07/06/2010

GPC Cleanup: (Y/N) N pH: Dilution Factor: 20.0

CAS NO.	COMPOUND	CONCENTRATION UNITS: (ug/L or ug/Kg) µG/KG	Q
121-14-2	2,4-Dinitrotoluene	7900	U
84-66-2	Diethylphthalate	7900	U
7005-72-3	4-Chlorophenyl-phenylether	7900	U
86-73-7	Fluorene	1100	DJ
100-01-6	4-Nitroaniline	16000	U
534-52-1	4,6-Dinitro-2-methylphenol	16000	U
86-30-6	N-Nitrosodiphenylamine	7900	U
101-55-3	4-Bromophenyl-phenylether	7900	U
118-74-1	Hexachlorobenzene	7900	U
87-86-5	Pentachlorophenol	16000	U
85-01-8	Phenanthrene	18000	D
120-12-7	Anthracene	7100	DJ
86-74-8	Carbazole	7900	U
84-74-2	Di-n-butylphthalate	7900	U
206-44-0	Fluoranthene	49000	D
129-00-0	Pyrene	76000	D
85-68-7	Butylbenzylphthalate	7900	U
91-94-1	3,3'-Dichlorobenzidine	7900	U
56-55-3	Benzo(a)anthracene	41000	D
218-01-9	Chrysene	44000	D
117-81-7	Bis(2-ethylhexyl)phthalate	7900	U
117-84-0	Di-n-octylphthalate	7900	U
205-99-2	Benzo(b)fluoranthene	56000	D
207-08-9	Benzo(k)fluoranthene	29000	D
50-32-8	Benzo(a)pyrene	45000	D
193-39-5	Indeno(1,2,3-cd)pyrene	25000	D
53-70-3	Dibenzo(a,h)anthracene	4500	DJ
191-24-2	Benzo(g,h,i)perylene	28000	D

EGL
8/5/10

1K - FORM I SV-TIC

SEMIVOLATILE ORGANICS ANALYSIS DATA SHEET

TENTATIVELY IDENTIFIED COMPOUNDS

CLIENT SAMPLE NO.

690-SB-45
(0.8'-3.0')-ODL

Lab Name: MITKEM LABORATORIES Contract:

Lab Code: MITKEM Case No.: J1302 Mod. Ref No.: SDG No.: SJ1302

Matrix: (SOIL/SED/WATER) SOIL Lab Sample ID: J1302-04ADL

Sample wt/vol: 30.1 (g/mL) G Lab File ID: S1G1858.D

Level: (TRACE or LOW/MED) LOW Extraction: (Type) SONC

% Moisture: 17 Decanted: (Y/N) N Date Received: 06/24/2010

Concentrated Extract Volume: 1000 (uL) Date Extracted: 06/25/2010

Injection Volume: 1.0 (uL) GPC Factor: 1.00 Date Analyzed: 07/06/2010

GPC Cleanup: (Y/N) N pH: Dilution Factor: 20.0

CONCENTRATION UNITS: (ug/L or ug/Kg) µG/KG

	CAS NUMBER	COMPOUND NAME	RT	EST. CONC.	Q
01	2531-84-2	Phenanthrene, 2-methyl-	10.183	3600	DNJ
02	203-64-5	4H-Cyclopenta[def]phenanthre	10.280	4900	DNJ
03	35465-71-5	2-Phenylnaphthalene	10.529	4200	DNJ
04	2381-21-7	Pyrene, 1-methyl-	11.566	4100	DNJ
05	243-17-4	11H-Benzo[b]fluorene	11.685	9300	DNJ
06		Unknown-01	11.771	5300	DJ
07	2381-21-7	Pyrene, 1-methyl-	11.804	5700	DNJ
08	479-79-8	11H-Benzo[a]fluoren-11-one	12.301	3900	DNJ
09	239-35-0	Benzo[b]naphtho[2,1-d]thioph	12.430	3200	DNJ
10		Unknown-02	12.474	4900	DJ
11		Unknown-03	14.224	21000	DJ
	E966796[2]	Total Alkanes	N/A		

[2] EPA-designated Registry Number.

EGL
8/5/10

1D - FORM I SV-1

SEMIVOLATILE ORGANICS ANALYSIS DATA SHEET

CLIENT SAMPLE NO.

690-SB-46
(0.8'-3.2')-O

Lab Name: MITKEM LABORATORIES

Contract:

Lab Code: MITKEM Case No.: J1302

Mod. Ref No.: SDG No.: SJ1302

Matrix: (SOIL/SED/WATER) SOIL

Lab Sample ID: J1302-05A

Sample wt/vol: 30.3 (g/mL) G

Lab File ID: S3G6371.D

Level: (LOW/MED) LOW

Extraction: (Type) SONC

% Moisture: 13 Decanted: (Y/N) N

Date Received: 06/24/2010

Concentrated Extract Volume: 1000 (uL)

Date Extracted: 06/25/2010

Injection Volume: 1.0 (uL) GPC Factor: 1.00

Date Analyzed: 07/03/2010

GPC Cleanup: (Y/N) N pH:

Dilution Factor: 1.0

CAS NO.	COMPOUND	CONCENTRATION UNITS: (ug/L or ug/Kg) µG/KG	Q
108-95-2	Phenol	380	U
111-44-4	Bis(2-chloroethyl)ether	380	U
95-57-8	2-Chlorophenol	380	U
541-73-1	1,3-Dichlorobenzene	380	U
106-46-7	1,4-Dichlorobenzene	380	U
95-50-1	1,2-Dichlorobenzene	380	U
95-48-7	2-Methylphenol	380	U
108-60-1	2,2'-oxybis(1-Chloropropane)	380	U
106-44-5	4-Methylphenol	380	U
621-64-7	N-Nitroso-di-n-propylamine	380	U
67-72-1	Hexachloroethane	380	U
98-95-3	Nitrobenzene	380	U
78-59-1	Isophorone	380	U
88-75-5	2-Nitrophenol	380	U
105-67-9	2,4-Dimethylphenol	380	U
120-83-2	2,4-Dichlorophenol	380	U
120-82-1	1,2,4-Trichlorobenzene	380	U
91-20-3	Naphthalene	380	U
106-47-8	4-Chloroaniline	380	U
111-91-1	Bis(2-chloroethoxy)methane	380	U
87-68-3	Hexachlorobutadiene	380	U
59-50-7	4-Chloro-3-methylphenol	380	U
91-57-6	2-Methylnaphthalene	380	U
77-47-4	Hexachlorocyclopentadiene	380	U
88-06-2	2,4,6-Trichlorophenol	380	U
95-95-4	2,4,5-Trichlorophenol	760	U
91-58-7	2-Chloronaphthalene	380	U
88-74-4	2-Nitroaniline	760	U
131-11-3	Dimethylphthalate	380	U
208-96-8	Acenaphthylene	47	J
606-20-2	2,6-Dinitrotoluene	380	U
99-09-2	3-Nitroaniline	760	U
83-32-9	Acenaphthene	380	U
51-28-5	2,4-Dinitrophenol	760	UJ
100-02-7	4-Nitrophenol	760	U
132-64-9	Dibenzofuran	40	J

EGC
8/5/10

s10.07.02.A

SW846

0083

1E - FORM I SV-2

SEMIVOLATILE ORGANICS ANALYSIS DATA SHEET

CLIENT SAMPLE NO.

690-SB-46
(0.8'-3.2')-O

Lab Name: MITKEM LABORATORIES Contract:

Lab Code: MITKEM Case No.: J1302 Mod. Ref No.: SDG No.: SJ1302

Matrix: (SOIL/SED/WATER) SOIL Lab Sample ID: J1302-05A

Sample wt/vol: 30.3 (g/mL) G Lab File ID: S3G6371.D

Level: (LOW/MED) LOW Extraction: (Type) SONC

% Moisture: 13 Decanted: (Y/N) N Date Received: 06/24/2010

Concentrated Extract Volume: 1000 (uL) Date Extracted: 06/25/2010

Injection Volume: 1.0 (uL) GPC Factor: 1.00 Date Analyzed: 07/03/2010

GPC Cleanup: (Y/N) N pH: Dilution Factor: 1.0

CAS NO.	COMPOUND	CONCENTRATION UNITS: (ug/L or ug/Kg) µG/KG	Q
121-14-2	2,4-Dinitrotoluene	380	U
84-66-2	Diethylphthalate	380	U
7005-72-3	4-Chlorophenyl-phenylether	380	U
86-73-7	Fluorene	380	U
100-01-6	4-Nitroaniline	760	U
534-52-1	4,6-Dinitro-2-methylphenol	760	U
86-30-6	N-Nitrosodiphenylamine	380	U
101-55-3	4-Bromophenyl-phenylether	380	U
118-74-1	Hexachlorobenzene	380	U
87-86-5	Pentachlorophenol	760	U
85-01-8	Phenanthrene	370	J
120-12-7	Anthracene	100	J
86-74-8	Carbazole	380	U
84-74-2	Di-n-butylphthalate	380	U
206-44-0	Fluoranthene	700	
129-00-0	Pyrene	610	
85-68-7	Butylbenzylphthalate	380	U
91-94-1	3,3'-Dichlorobenzidine	380	U
56-55-3	Benzo(a)anthracene	370	J
218-01-9	Chrysene	420	
117-81-7	Bis(2-ethylhexyl)phthalate	380	U
117-84-0	Di-n-octylphthalate	380	U
205-99-2	Benzo(b)fluoranthene	400	
207-08-9	Benzo(k)fluoranthene	230	J
50-32-8	Benzo(a)pyrene	320	J
193-39-5	Indeno(1,2,3-cd)pyrene	230	J
53-70-3	Dibenzo(a,h)anthracene	55	J
191-24-2	Benzo(g,h,i)perylene	270	J

EGL
6/5/10

1K - FORM I SV-TIC

SEMIVOLATILE ORGANICS ANALYSIS DATA SHEET

TENTATIVELY IDENTIFIED COMPOUNDS

CLIENT SAMPLE NO.

690-SB-46
(0.8'-3.2')-O

Lab Name: MITKEM LABORATORIES Contract:

Lab Code: MITKEM Case No.: J1302 Mod. Ref No.: SDG No.: SJ1302

Matrix: (SOIL/SED/WATER) SOIL Lab Sample ID: J1302-05A

Sample wt/vol: 30.3 (g/mL) G Lab File ID: S3G6371.D

Level: (TRACE or LOW/MED) LOW Extraction: (Type) SONC

% Moisture: 13 Decanted: (Y/N) N Date Received: 06/24/2010

Concentrated Extract Volume: 1000 (uL) Date Extracted: 06/25/2010

Injection Volume: 1.0 (uL) GPC Factor: 1.00 Date Analyzed: 07/03/2010

GPC Cleanup: (Y/N) N pH: Dilution Factor: 1.0

CONCENTRATION UNITS: (ug/L or ug/Kg) µG/KG

	CAS NUMBER	COMPOUND NAME	RT	EST. CONC.	Q
01	544-63-8	Tetradecanoic acid	7.752	250	NJ
02	57-10-3	n-Hexadecanoic acid	8.495	2400	NJ
03	32624-67-2	10,18-Bisnorabieta-8,11,13-t	8.837	270	NJ
04		Unknown-01	9.082	300	J
05		Unknown-02	11.134	250	J
	E966796[2]	Total Alkanes	N/A		

[2] EPA-designated Registry Number.

1D - FORM I SV-1

SEMIVOLATILE ORGANICS ANALYSIS DATA SHEET

CLIENT SAMPLE NO.
690-SB-47
(0.8'-3.7')-O

Lab Name: MITKEM LABORATORIES Contract:

Lab Code: MITKEM Case No.: J1302 Mod. Ref No.: SDG No.: SJ1302

Matrix: (SOIL/SED/WATER) SOIL Lab Sample ID: J1302-06A

Sample wt/vol: 30.4 (g/mL) G Lab File ID: S3G6372.D

Level: (LOW/MED) LOW Extraction: (Type) SONC

% Moisture: 15 Decanted: (Y/N) N Date Received: 06/24/2010

Concentrated Extract Volume: 1000 (uL) Date Extracted: 06/25/2010

Injection Volume: 1.0 (uL) GPC Factor: 1.00 Date Analyzed: 07/03/2010

GPC Cleanup: (Y/N) N pH: Dilution Factor: 1.0

CAS NO.	COMPOUND	CONCENTRATION UNITS: (ug/L or ug/Kg) UG/KG	Q
108-95-2	Phenol	380	U
111-44-4	Bis(2-chloroethyl)ether	380	U
95-57-8	2-Chlorophenol	380	U
541-73-1	1,3-Dichlorobenzene	380	U
106-46-7	1,4-Dichlorobenzene	380	U
95-50-1	1,2-Dichlorobenzene	380	U
95-48-7	2-Methylphenol	380	U
108-60-1	2,2'-oxybis(1-Chloropropane)	380	U
106-44-5	4-Methylphenol	380	U
621-64-7	N-Nitroso-di-n-propylamine	380	U
67-72-1	Hexachloroethane	380	U
98-95-3	Nitrobenzene	380	U
78-59-1	Isophorone	380	U
88-75-5	2-Nitrophenol	380	U
105-67-9	2,4-Dimethylphenol	380	U
120-83-2	2,4-Dichlorophenol	380	U
120-82-1	1,2,4-Trichlorobenzene	380	U
91-20-3	Naphthalene	380	U
106-47-8	4-Chloroaniline	380	U
111-91-1	Bis(2-chloroethoxy)methane	380	U
87-68-3	Hexachlorobutadiene	380	U
59-50-7	4-Chloro-3-methylphenol	380	U
91-57-6	2-Methylnaphthalene	380	U
77-47-4	Hexachlorocyclopentadiene	380	U
88-06-2	2,4,6-Trichlorophenol	380	U
95-95-4	2,4,5-Trichlorophenol	780	U
91-58-7	2-Chloronaphthalene	380	U
88-74-4	2-Nitroaniline	780	U
131-11-3	Dimethylphthalate	380	U
208-96-8	Acenaphthylene	380	U
606-20-2	2,6-Dinitrotoluene	380	U
99-09-2	3-Nitroaniline	780	U
83-32-9	Acenaphthene	380	U
51-28-5	2,4-Dinitrophenol	780	UJ
100-02-7	4-Nitrophenol	780	U
132-64-9	Dibenzofuran	380	U

EGC 8/5/10

1E - FORM I SV-2

SEMIVOLATILE ORGANICS ANALYSIS DATA SHEET

CLIENT SAMPLE NO.

690-SB-47
(0.8'-3.7')-O

Lab Name: MITKEM LABORATORIES Contract:

Lab Code: MITKEM Case No.: J1302 Mod. Ref No.: SDG No.: SJ1302

Matrix: (SOIL/SED/WATER) SOIL Lab Sample ID: J1302-06A

Sample wt/vol: 30.4 (g/mL) G Lab File ID: S3G6372.D

Level: (LOW/MED) LOW Extraction: (Type) SONC

% Moisture: 15 Decanted: (Y/N) N Date Received: 06/24/2010

Concentrated Extract Volume: 1000 (uL) Date Extracted: 06/25/2010

Injection Volume: 1.0 (uL) GPC Factor: 1.00 Date Analyzed: 07/03/2010

GPC Cleanup: (Y/N) N pH: Dilution Factor: 1.0

CAS NO.	COMPOUND	CONCENTRATION UNITS: (ug/L or ug/Kg) µG/KG	Q
121-14-2	2,4-Dinitrotoluene	380	U
84-66-2	Diethylphthalate	380	U
7005-72-3	4-Chlorophenyl-phenylether	380	U
86-73-7	Fluorene	380	U
100-01-6	4-Nitroaniline	780	U
534-52-1	4,6-Dinitro-2-methylphenol	780	U
86-30-6	N-Nitrosodiphenylamine	380	U
101-55-3	4-Bromophenyl-phenylether	380	U
118-74-1	Hexachlorobenzene	380	U
87-86-5	Pentachlorophenol	780	U
85-01-8	Phenanthrene	380	U
120-12-7	Anthracene	380	U
86-74-8	Carbazole	380	U
84-74-2	Di-n-butylphthalate	380	U
206-44-0	Fluoranthene	380	U
129-00-0	Pyrene	380	U
85-68-7	Butylbenzylphthalate	380	U
91-94-1	3,3'-Dichlorobenzidine	380	U
56-55-3	Benzo(a)anthracene	380	U
218-01-9	Chrysene	380	U
117-81-7	Bis(2-ethylhexyl)phthalate	380	U
117-84-0	Di-n-octylphthalate	380	U
205-99-2	Benzo(b)fluoranthene	380	U
207-08-9	Benzo(k)fluoranthene	380	U
50-32-8	Benzo(a)pyrene	380	U
193-39-5	Indeno(1,2,3-cd)pyrene	380	U
53-70-3	Dibenzo(a,h)anthracene	380	U
191-24-2	Benzo(g,h,i)perylene	380	U

EGL 8/5/10

1K - FORM I SV-TIC

SEMIVOLATILE ORGANICS ANALYSIS DATA SHEET

TENTATIVELY IDENTIFIED COMPOUNDS

CLIENT SAMPLE NO.

690-SB-47
(0.8'-3.7')-O

Lab Name: MITKEM LABORATORIES Contract:

Lab Code: MITKEM Case No.: J1302 Mod. Ref No.: SDG No.: SJ1302

Matrix: (SOIL/SED/WATER) SOIL Lab Sample ID: J1302-06A

Sample wt/vol: 30.4 (g/mL) G Lab File ID: S3G6372.D

Level: (TRACE or LOW/MED) LOW Extraction: (Type) SONC

% Moisture: 15 Decanted: (Y/N) N Date Received: 06/24/2010

Concentrated Extract Volume: 1000 (uL) Date Extracted: 06/25/2010

Injection Volume: 1.0 (uL) GPC Factor: 1.00 Date Analyzed: 07/03/2010

GPC Cleanup: (Y/N) N pH: Dilution Factor: 1.0

CONCENTRATION UNITS: (ug/L or ug/Kg) UG/KG

CAS NUMBER	COMPOUND NAME	RT	EST. CONC.	Q
E96679€[2]	Total Alkanes	N/A		

[2]EPA-designated Registry Number.

1D - FORM I SV-1

SEMIVOLATILE ORGANICS ANALYSIS DATA SHEET

CLIENT SAMPLE NO.

690-SB-42
(1.0'-4.0')-O

Lab Name: MITKEM LABORATORIES Contract:

Lab Code: MITKEM Case No.: J1302 Mod. Ref No.: SDG No.: SJ1302

Matrix: (SOIL/SED/WATER) SOIL Lab Sample ID: J1302-07A

Sample wt/vol: 30.5 (g/mL) G Lab File ID: S3G6373.D

Level: (LOW/MED) LOW Extraction: (Type) SONC

% Moisture: 14 Decanted: (Y/N) N Date Received: 06/24/2010

Concentrated Extract Volume: 1000 (uL) Date Extracted: 06/25/2010

Injection Volume: 1.0 (uL) GPC Factor: 1.00 Date Analyzed: 07/03/2010

GPC Cleanup: (Y/N) N pH: Dilution Factor: 1.0

CAS NO.	COMPOUND	CONCENTRATION UNITS: (ug/L or ug/Kg) UG/KG	Q
108-95-2	Phenol	380	U
111-44-4	Bis(2-chloroethyl)ether	380	U
95-57-8	2-Chlorophenol	380	U
541-73-1	1,3-Dichlorobenzene	380	U
106-46-7	1,4-Dichlorobenzene	380	U
95-50-1	1,2-Dichlorobenzene	380	U
95-48-7	2-Methylphenol	380	U
108-60-1	2,2'-oxybis(1-Chloropropane)	380	U
106-44-5	4-Methylphenol	380	U
621-64-7	N-Nitroso-di-n-propylamine	380	U
67-72-1	Hexachloroethane	380	U
98-95-3	Nitrobenzene	380	U
78-59-1	Isophorone	380	U
88-75-5	2-Nitrophenol	380	U
105-67-9	2,4-Dimethylphenol	380	U
120-83-2	2,4-Dichlorophenol	380	U
120-82-1	1,2,4-Trichlorobenzene	380	U
91-20-3	Naphthalene	380	U
106-47-8	4-Chloroaniline	380	U
111-91-1	Bis(2-chloroethoxy)methane	380	U
87-68-3	Hexachlorobutadiene	380	U
59-50-7	4-Chloro-3-methylphenol	380	U
91-57-6	2-Methylnaphthalene	380	U
77-47-4	Hexachlorocyclopentadiene	380	U
88-06-2	2,4,6-Trichlorophenol	380	U
95-95-4	2,4,5-Trichlorophenol	770	U
91-58-7	2-Chloronaphthalene	380	U
88-74-4	2-Nitroaniline	770	U
131-11-3	Dimethylphthalate	380	U
208-96-8	Acenaphthylene	160	J
606-20-2	2,6-Dinitrotoluene	380	U
99-09-2	3-Nitroaniline	770	U
83-32-9	Acenaphthene	380	U
51-28-5	2,4-Dinitrophenol	770	UJ
100-02-7	4-Nitrophenol	770	U
132-64-9	Dibenzofuran	380	U

EGC 8/5/10

1E - FORM I SV-2

SEMIVOLATILE ORGANICS ANALYSIS DATA SHEET

CLIENT SAMPLE NO.

690-SB-42
(1.0'-4.0')-O

Lab Name: MITKEM LABORATORIES Contract:

Lab Code: MITKEM Case No.: J1302 Mod. Ref No.: SDG No.: SJ1302

Matrix: (SOIL/SED/WATER) SOIL Lab Sample ID: J1302-07A

Sample wt/vol: 30.5 (g/mL) G Lab File ID: S3G6373.D

Level: (LOW/MED) LOW Extraction: (Type) SONC

% Moisture: 14 Decanted: (Y/N) N Date Received: 06/24/2010

Concentrated Extract Volume: 1000 (uL) Date Extracted: 06/25/2010

Injection Volume: 1.0 (uL) GPC Factor: 1.00 Date Analyzed: 07/03/2010

GPC Cleanup: (Y/N) N pH: Dilution Factor: 1.0

CAS NO.	COMPOUND	CONCENTRATION UNITS: (ug/L or ug/Kg) µG/KG	Q
121-14-2	2,4-Dinitrotoluene	380	U
84-66-2	Diethylphthalate	380	U
7005-72-3	4-Chlorophenyl-phenylether	380	U
86-73-7	Fluorene	380	U
100-01-6	4-Nitroaniline	770	U
534-52-1	4,6-Dinitro-2-methylphenol	770	U
86-30-6	N-Nitrosodiphenylamine	380	U
101-55-3	4-Bromophenyl-phenylether	380	U
118-74-1	Hexachlorobenzene	380	U
87-86-5	Pentachlorophenol	770	U
85-01-8	Phenanthrene	120	J
120-12-7	Anthracene	73	J
86-74-8	Carbazole	380	U
84-74-2	Di-n-butylphthalate	380	U
206-44-0	Fluoranthene	650	
129-00-0	Pyrene	700	
85-68-7	Butylbenzylphthalate	380	U
91-94-1	3,3'-Dichlorobenzidine	380	U
56-55-3	Benzo(a)anthracene	540	
218-01-9	Chrysene	560	
117-81-7	Bis(2-ethylhexyl)phthalate	380	U
117-84-0	Di-n-octylphthalate	380	U
205-99-2	Benzo(b)fluoranthene	720	
207-08-9	Benzo(k)fluoranthene	710	
50-32-8	Benzo(a)pyrene	830	
193-39-5	Indeno(1,2,3-cd)pyrene	530	
53-70-3	Dibenzo(a,h)anthracene	210	J
191-24-2	Benzo(g,h,i)perylene	710	

EGL
8/5/10

1K - FORM I SV-TIC

SEMIVOLATILE ORGANICS ANALYSIS DATA SHEET

TENTATIVELY IDENTIFIED COMPOUNDS

CLIENT SAMPLE NO.

690-SB-42
(1.0'-4.0')-O

Lab Name: MITKEM LABORATORIES Contract:

Lab Code: MITKEM Case No.: J1302 Mod. Ref No.: SDG No.: SJ1302

Matrix: (SOIL/SED/WATER) SOIL Lab Sample ID: J1302-07A

Sample wt/vol: 30.5 (g/mL) G Lab File ID: S3G6373.D

Level: (TRACE or LOW/MED) LOW Extraction: (Type) SONC

% Moisture: 14 Decanted: (Y/N) N Date Received: 06/24/2010

Concentrated Extract Volume: 1000 (uL) Date Extracted: 06/25/2010

Injection Volume: 1.0 (uL) GPC Factor: 1.00 Date Analyzed: 07/03/2010

GPC Cleanup: (Y/N) N pH: Dilution Factor: 1.0

CONCENTRATION UNITS: (ug/L or ug/Kg) µG/KG

	CAS NUMBER	COMPOUND NAME	RT	EST. CONC.	Q
01	57-10-3	n-Hexadecanoic acid	8.481	190	NJ
02	1000197-14-1	4b,8-Dimethyl-2-isopropylphe	8.630	190	NJ
03	32624-67-2	10,18-Bisnorabieta-8,11,13-t	8.833	280	NJ
04	483-65-8	Phenanthrene, 1-methyl-7-(1-	9.399	310	NJ
05		Unknown-01	10.820	190	J
06	192-97-2	Benzo[e]pyrene	11.141	610	NJ
	E96679E2	Total Alkanes	N/A		

[2] EPA-designated Registry Number.

1D - FORM I SV-1

SEMIVOLATILE ORGANICS ANALYSIS DATA SHEET

CLIENT SAMPLE NO.

690-SB-36
(2.0'-3.8')-O

Lab Name: MITKEM LABORATORIES Contract:

Lab Code: MITKEM Case No.: J1302 Mod. Ref No.: SDG No.: SJ1302

Matrix: (SOIL/SED/WATER) SOIL Lab Sample ID: J1302-08A

Sample wt/vol: 30.0 (g/mL) G Lab File ID: S3G6374.D

Level: (LOW/MED) LOW Extraction: (Type) SONC

% Moisture: 12 Decanted: (Y/N) N Date Received: 06/24/2010

Concentrated Extract Volume: 1000 (uL) Date Extracted: 06/25/2010

Injection Volume: 1.0 (uL) GPC Factor: 1.00 Date Analyzed: 07/03/2010

GPC Cleanup: (Y/N) N pH: Dilution Factor: 1.0

CAS NO.	COMPOUND	CONCENTRATION UNITS: (ug/L or ug/Kg) µG/KG	Q
108-95-2	Phenol	380	U
111-44-4	Bis(2-chloroethyl)ether	380	U
95-57-8	2-Chlorophenol	380	U
541-73-1	1,3-Dichlorobenzene	380	U
106-46-7	1,4-Dichlorobenzene	380	U
95-50-1	1,2-Dichlorobenzene	380	U
95-48-7	2-Methylphenol	380	U
108-60-1	2,2'-oxybis(1-Chloropropane)	380	U
106-44-5	4-Methylphenol	380	U
621-64-7	N-Nitroso-di-n-propylamine	380	U
67-72-1	Hexachloroethane	380	U
98-95-3	Nitrobenzene	380	U
78-59-1	Isophorone	380	U
88-75-5	2-Nitrophenol	380	U
105-67-9	2,4-Dimethylphenol	380	U
120-83-2	2,4-Dichlorophenol	380	U
120-82-1	1,2,4-Trichlorobenzene	380	U
91-20-3	Naphthalene	380	U
106-47-8	4-Chloroaniline	380	U
111-91-1	Bis(2-chloroethoxy)methane	380	U
87-68-3	Hexachlorobutadiene	380	U
59-50-7	4-Chloro-3-methylphenol	380	U
91-57-6	2-Methylnaphthalene	380	U
77-47-4	Hexachlorocyclopentadiene	380	U
88-06-2	2,4,6-Trichlorophenol	380	U
95-95-4	2,4,5-Trichlorophenol	760	U
91-58-7	2-Chloronaphthalene	380	U
88-74-4	2-Nitroaniline	760	U
131-11-3	Dimethylphthalate	380	U
208-96-8	Acenaphthylene	380	U
606-20-2	2,6-Dinitrotoluene	380	U
99-09-2	3-Nitroaniline	760	U
83-32-9	Acenaphthene	380	U
51-28-5	2,4-Dinitrophenol	760	UJ
100-02-7	4-Nitrophenol	760	U
132-64-9	Dibenzofuran	380	U

EGL 8/5/10

1E - FORM I SV-2

SEMIVOLATILE ORGANICS ANALYSIS DATA SHEET

CLIENT SAMPLE NO.
690-SB-36
(2.0'-3.8')-O

Lab Name: MITKEM LABORATORIES Contract:

Lab Code: MITKEM Case No.: J1302 Mod. Ref No.: SDG No.: SJ1302

Matrix: (SOIL/SED/WATER) SOIL Lab Sample ID: J1302-08A

Sample wt/vol: 30.0 (g/mL) G Lab File ID: S3G6374.D

Level: (LOW/MED) LOW Extraction: (Type) SONC

% Moisture: 12 Decanted: (Y/N) N Date Received: 06/24/2010

Concentrated Extract Volume: 1000 (uL) Date Extracted: 06/25/2010

Injection Volume: 1.0 (uL) GPC Factor: 1.00 Date Analyzed: 07/03/2010

GPC Cleanup: (Y/N) N pH: Dilution Factor: 1.0

CAS NO.	COMPOUND	CONCENTRATION UNITS: (ug/L or ug/Kg) ug/KG	Q
121-14-2	2,4-Dinitrotoluene	380	U
84-66-2	Diethylphthalate	380	U
7005-72-3	4-Chlorophenyl-phenylether	380	U
86-73-7	Fluorene	380	U
100-01-6	4-Nitroaniline	760	U
534-52-1	4,6-Dinitro-2-methylphenol	760	U
86-30-6	N-Nitrosodiphenylamine	380	U
101-55-3	4-Bromophenyl-phenylether	380	U
118-74-1	Hexachlorobenzene	380	U
87-86-5	Pentachlorophenol	760	U
85-01-8	Phenanthrene	380	U
120-12-7	Anthracene	380	U
86-74-8	Carbazole	380	U
84-74-2	Di-n-butylphthalate	380	U
206-44-0	Fluoranthene	380	U
129-00-0	Pyrene	380	U
85-68-7	Butylbenzylphthalate	380	U
91-94-1	3,3'-Dichlorobenzidine	380	U
56-55-3	Benzo(a)anthracene	380	U
218-01-9	Chrysene	380	U
117-81-7	Bis(2-ethylhexyl)phthalate	380	U
117-84-0	Di-n-octylphthalate	380	U
205-99-2	Benzo(b)fluoranthene	380	U
207-08-9	Benzo(k)fluoranthene	380	U
50-32-8	Benzo(a)pyrene	380	U
193-39-5	Indeno(1,2,3-cd)pyrene	380	U
53-70-3	Dibenzo(a,h)anthracene	380	U
191-24-2	Benzo(g,h,i)perylene	380	U

EGL 8/5/10

1K - FORM I SV-TIC

SEMIVOLATILE ORGANICS ANALYSIS DATA SHEET

TENTATIVELY IDENTIFIED COMPOUNDS

CLIENT SAMPLE NO.

690-SB-36
(2.0'-3.8')-O

Lab Name: MITKEM LABORATORIES Contract:

Lab Code: MITKEM Case No.: J1302 Mod. Ref No.: SDG No.: SJ1302

Matrix: (SOIL/SED/WATER) SOIL Lab Sample ID: J1302-08A

Sample wt/vol: 30.0 (g/mL) G Lab File ID: S3G6374.D

Level: (TRACE or LOW/MED) LOW Extraction: (Type) SONC

% Moisture: 12 Decanted: (Y/N) N Date Received: 06/24/2010

Concentrated Extract Volume: 1000 (uL) Date Extracted: 06/25/2010

Injection Volume: 1.0 (uL) GPC Factor: 1.00 Date Analyzed: 07/03/2010

GPC Cleanup: (Y/N) N pH: Dilution Factor: 1.0

CONCENTRATION UNITS: (ug/L or ug/Kg) ug/KG

	CAS NUMBER	COMPOUND NAME	RT	EST. CONC.	Q
01	57-10-3	n-Hexadecanoic acid	8.481	170	NJ
02		Unknown-01	8.876	230	J
	E96679€[2]	Total Alkanes	N/A		

[2] EPA-designated Registry Number.

1D - FORM I SV-1

SEMIVOLATILE ORGANICS ANALYSIS DATA SHEET

CLIENT SAMPLE NO.
690-SB-35
(0.6'-3.9')-O

Lab Name: MITKEM LABORATORIES Contract:

Lab Code: MITKEM Case No.: J1302 Mod. Ref No.: SDG No.: SJ1302

Matrix: (SOIL/SED/WATER) SOIL Lab Sample ID: J1302-09A

Sample wt/vol: 30.5 (g/mL) G Lab File ID: S3G6375.D

Level: (LOW/MED) LOW Extraction: (Type) SONC

% Moisture: 5.0 Decanted: (Y/N) N Date Received: 06/24/2010

Concentrated Extract Volume: 1000 (uL) Date Extracted: 06/25/2010

Injection Volume: 1.0 (uL) GPC Factor: 1.00 Date Analyzed: 07/03/2010

GPC Cleanup: (Y/N) N pH: Dilution Factor: 1.0

CAS NO.	COMPOUND	CONCENTRATION UNITS: (ug/L or ug/Kg) ug/KG	Q
108-95-2	Phenol	340	U
111-44-4	Bis(2-chloroethyl)ether	340	U
95-57-8	2-Chlorophenol	340	U
541-73-1	1,3-Dichlorobenzene	340	U
106-46-7	1,4-Dichlorobenzene	340	U
95-50-1	1,2-Dichlorobenzene	340	U
95-48-7	2-Methylphenol	340	U
108-60-1	2,2'-oxybis(1-Chloropropane)	340	U
106-44-5	4-Methylphenol	340	U
621-64-7	N-Nitroso-di-n-propylamine	340	U
67-72-1	Hexachloroethane	340	U
98-95-3	Nitrobenzene	340	U
78-59-1	Isophorone	340	U
88-75-5	2-Nitrophenol	340	U
105-67-9	2,4-Dimethylphenol	340	U
120-83-2	2,4-Dichlorophenol	340	U
120-82-1	1,2,4-Trichlorobenzene	340	U
91-20-3	Naphthalene	340	U
106-47-8	4-Chloroaniline	340	U
111-91-1	Bis(2-chloroethoxy)methane	340	U
87-68-3	Hexachlorobutadiene	340	U
59-50-7	4-Chloro-3-methylphenol	340	U
91-57-6	2-Methylnaphthalene	35	J
77-47-4	Hexachlorocyclopentadiene	340	U
88-06-2	2,4,6-Trichlorophenol	340	U
95-95-4	2,4,5-Trichlorophenol	690	U
91-58-7	2-Chloronaphthalene	340	U
88-74-4	2-Nitroaniline	690	U
131-11-3	Dimethylphthalate	340	U
208-96-8	Acenaphthylene	340	U
606-20-2	2,6-Dinitrotoluene	340	U
99-09-2	3-Nitroaniline	690	U
83-32-9	Acenaphthene	340	U
51-28-5	2,4-Dinitrophenol	690	UJ
100-02-7	4-Nitrophenol	690	U
132-64-9	Dibenzofuran	80	J

EGL 8/5/10

1E - FORM I SV-2

SEMIVOLATILE ORGANICS ANALYSIS DATA SHEET

CLIENT SAMPLE NO.

690-SB-35
(0.6'-3.9')-O

Lab Name: MITKEM LABORATORIES Contract:

Lab Code: MITKEM Case No.: J1302 Mod. Ref No.: SDG No.: SJ1302

Matrix: (SOIL/SED/WATER) SOIL Lab Sample ID: J1302-09A

Sample wt/vol: 30.5 (g/mL) G Lab File ID: S3G6375.D

Level: (LOW/MED) LOW Extraction: (Type) SONC

% Moisture: 5.0 Decanted: (Y/N) N Date Received: 06/24/2010

Concentrated Extract Volume: 1000 (uL) Date Extracted: 06/25/2010

Injection Volume: 1.0 (uL) GPC Factor: 1.00 Date Analyzed: 07/03/2010

GPC Cleanup: (Y/N) N pH: Dilution Factor: 1.0

CAS NO.	COMPOUND	CONCENTRATION UNITS: (ug/L or ug/Kg)' pG/KG	Q
121-14-2	2,4-Dinitrotoluene	340	U
84-66-2	Diethylphthalate	340	U
7005-72-3	4-Chlorophenyl-phenylether	340	U
86-73-7	Fluorene	340	U
100-01-6	4-Nitroaniline	690	U
534-52-1	4,6-Dinitro-2-methylphenol	690	U
86-30-6	N-Nitrosodiphenylamine	340	U
101-55-3	4-Bromophenyl-phenylether	340	U
118-74-1	Hexachlorobenzene	340	U
87-86-5	Pentachlorophenol	690	U
85-01-8	Phenanthrene	440	
120-12-7	Anthracene	340	U
86-74-8	Carbazole	340	U
84-74-2	Di-n-butylphthalate	340	U
206-44-0	Fluoranthene	300	J
129-00-0	Pyrene	360	
85-68-7	Butylbenzylphthalate	340	U
91-94-1	3,3'-Dichlorobenzidine	340	U
56-55-3	Benzo(a)anthracene	240	J
218-01-9	Chrysene	340	U
117-81-7	Bis(2-ethylhexyl)phthalate	340	U
117-84-0	Di-n-octylphthalate	340	U
205-99-2	Benzo(b)fluoranthene	82	J
207-08-9	Benzo(k)fluoranthene	81	J
50-32-8	Benzo(a)pyrene	36	J
193-39-5	Indeno(1,2,3-cd)pyrene	340	U
53-70-3	Dibenzo(a,h)anthracene	340	U
191-24-2	Benzo(g,h,i)perylene	340	U

EGL
8/5/10

1K - FORM I SV-TIC

SEMIVOLATILE ORGANICS ANALYSIS DATA SHEET

TENTATIVELY IDENTIFIED COMPOUNDS

CLIENT SAMPLE NO.

690-SB-35
(0.6'-3.9')-O

Lab Name: MITKEM LABORATORIES Contract:

Lab Code: MITKEM Case No.: J1302 Mod. Ref No.: SDG No.: SJ1302

Matrix: (SOIL/SED/WATER) SOIL Lab Sample ID: J1302-09A

Sample wt/vol: 30.5 (g/mL) G Lab File ID: S3G6375.D

Level: (TRACE or LOW/MED) LOW Extraction: (Type) SONC

% Moisture: 5.0 Decanted: (Y/N) N Date Received: 06/24/2010

Concentrated Extract Volume: 1000 (uL) Date Extracted: 06/25/2010

Injection Volume: 1.0 (uL) GPC Factor: 1.00 Date Analyzed: 07/03/2010

GPC Cleanup: (Y/N) N pH: Dilution Factor: 1.0

CONCENTRATION UNITS: (ug/L or ug/Kg) UG/KG

	CAS NUMBER	COMPOUND NAME	RT	EST. CONC.	Q
01	1120-21-4	Undecane	3.678	190	NJ
02	629-50-5	Tridecane	5.238	140	NJ
03	629-59-4	Tetradecane	5.970	150	NJ
04	544-76-3	Hexadecane	7.070	180	NJ
05	629-62-9	Pentadecane	8.277	160	NJ
06		Unknown-01	8.486	300	J
	E96679[2]	Total Alkanes	N/A		

[2] EPA-designated Registry Number.

1D - FORM I SV-1

SEMIVOLATILE ORGANICS ANALYSIS DATA SHEET

CLIENT SAMPLE NO.

690-SB-38
(0.8'-4.0')-O

Lab Name: MITKEM LABORATORIES Contract:

Lab Code: MITKEM Case No.: J1302 Mod. Ref No.: SDG No.: SJ1302

Matrix: (SOIL/SED/WATER) SOIL Lab Sample ID: J1302-10A

Sample wt/vol: 30.1 (g/mL) G Lab File ID: S3G6376.D

Level: (LOW/MED) LOW Extraction: (Type) SONC

% Moisture: 12 Decanted: (Y/N) N Date Received: 06/24/2010

Concentrated Extract Volume: 1000 (uL) Date Extracted: 06/25/2010

Injection Volume: 1.0 (uL) GPC Factor: 1.00 Date Analyzed: 07/03/2010

GPC Cleanup: (Y/N) N pH: Dilution Factor: 1.0

CAS NO.	COMPOUND	CONCENTRATION UNITS: (ug/L or ug/Kg) ug/KG	Q
108-95-2	Phenol	370	U
111-44-4	Bis(2-chloroethyl)ether	370	U
95-57-8	2-Chlorophenol	370	U
541-73-1	1,3-Dichlorobenzene	370	U
106-46-7	1,4-Dichlorobenzene	370	U
95-50-1	1,2-Dichlorobenzene	370	U
95-48-7	2-Methylphenol	370	U
108-60-1	2,2'-oxybis(1-Chloropropane)	370	U
106-44-5	4-Methylphenol	370	U
621-64-7	N-Nitroso-di-n-propylamine	370	U
67-72-1	Hexachloroethane	370	U
98-95-3	Nitrobenzene	370	U
78-59-1	Isophorone	370	U
88-75-5	2-Nitrophenol	370	U
105-67-9	2,4-Dimethylphenol	370	U
120-83-2	2,4-Dichlorophenol	370	U
120-82-1	1,2,4-Trichlorobenzene	370	U
91-20-3	Naphthalene	370	U
106-47-8	4-Chloroaniline	370	U
111-91-1	Bis(2-chloroethoxy)methane	370	U
87-68-3	Hexachlorobutadiene	370	U
59-50-7	4-Chloro-3-methylphenol	370	U
91-57-6	2-Methylnaphthalene	370	U
77-47-4	Hexachlorocyclopentadiene	370	U
88-06-2	2,4,6-Trichlorophenol	370	U
95-95-4	2,4,5-Trichlorophenol	760	U
91-58-7	2-Chloronaphthalene	370	U
88-74-4	2-Nitroaniline	760	U
131-11-3	Dimethylphthalate	370	U
208-96-8	Acenaphthylene	370	U
606-20-2	2,6-Dinitrotoluene	370	U
99-09-2	3-Nitroaniline	760	U
83-32-9	Acenaphthene	370	U
51-28-5	2,4-Dinitrophenol	760	UJ
100-02-7	4-Nitrophenol	760	U
132-64-9	Dibenzofuran	370	U

ELL 8/5/10

s10.07.02.A

SW846

1E - FORM I SV-2

SEMIVOLATILE ORGANICS ANALYSIS DATA SHEET

CLIENT SAMPLE NO.
690-SB-38
(0.8'-4.0')-O

Lab Name: MITKEM LABORATORIES Contract:

Lab Code: MITKEM Case No.: J1302 Mod. Ref No.: SDG No.: SJ1302

Matrix: (SOIL/SED/WATER) SOIL Lab Sample ID: J1302-10A

Sample wt/vol: 30.1 (g/mL) G Lab File ID: S3G6376.D

Level: (LOW/MED) LOW Extraction: (Type) SONC

% Moisture: 12 Decanted: (Y/N) N Date Received: 06/24/2010

Concentrated Extract Volume: 1000 (uL) Date Extracted: 06/25/2010

Injection Volume: 1.0 (uL) GPC Factor: 1.00 Date Analyzed: 07/03/2010

GPC Cleanup: (Y/N) N pH: Dilution Factor: 1.0

CAS NO.	COMPOUND	CONCENTRATION UNITS: (ug/L or ug/Kg) ug/KG	Q
121-14-2	2,4-Dinitrotoluene	370	U
84-66-2	Diethylphthalate	370	U
7005-72-3	4-Chlorophenyl-phenylether	370	U
86-73-7	Fluorene	370	U
100-01-6	4-Nitroaniline	760	U
534-52-1	4,6-Dinitro-2-methylphenol	760	U
86-30-6	N-Nitrosodiphenylamine	370	U
101-55-3	4-Bromophenyl-phenylether	370	U
118-74-1	Hexachlorobenzene	370	U
87-86-5	Pentachlorophenol	760	U
85-01-8	Phenanthrene	370	U
120-12-7	Anthracene	370	U
86-74-8	Carbazole	370	U
84-74-2	Di-n-butylphthalate	370	U
206-44-0	Fluoranthene	38	J
129-00-0	Pyrene	370	U
85-68-7	Butylbenzylphthalate	370	U
91-94-1	3,3'-Dichlorobenzidine	370	U
56-55-3	Benzo(a)anthracene	38	J
218-01-9	Chrysene	370	U
117-81-7	Bis(2-ethylhexyl)phthalate	370	U
117-84-0	Di-n-octylphthalate	370	U
205-99-2	Benzo(b)fluoranthene	370	U
207-08-9	Benzo(k)fluoranthene	370	U
50-32-8	Benzo(a)pyrene	370	U
193-39-5	Indeno(1,2,3-cd)pyrene	370	U
53-70-3	Dibenzo(a,h)anthracene	370	U
191-24-2	Benzo(g,h,i)perylene	370	U

EGL
8/5/10

1K - FORM I SV-TIC

SEMIVOLATILE ORGANICS ANALYSIS DATA SHEET

TENTATIVELY IDENTIFIED COMPOUNDS

CLIENT SAMPLE NO.

690-SB-38
(0.8'-4.0')-O

Lab Name: MITKEM LABORATORIES Contract:

Lab Code: MITKEM Case No.: J1302 Mod. Ref No.: SDG No.: SJ1302

Matrix: (SOIL/SED/WATER) SOIL Lab Sample ID: J1302-10A

Sample wt/vol: 30.1 (g/mL) G Lab File ID: S3G6376.D

Level: (TRACE or LOW/MED) LOW Extraction: (Type) SONC

% Moisture: 12 Decanted: (Y/N) N Date Received: 06/24/2010

Concentrated Extract Volume: 1000 (uL) Date Extracted: 06/25/2010

Injection Volume: 1.0 (uL) GPC Factor: 1.00 Date Analyzed: 07/03/2010

GPC Cleanup: (Y/N) N pH: Dilution Factor: 1.0

CONCENTRATION UNITS: (ug/L or ug/Kg) µG/KG

	CAS NUMBER	COMPOUND NAME	RT	EST. CONC.	Q
01	57-10-3	n-Hexadecanoic acid	8.480	250	NJ
02		Unknown-01	8.875	160	J
03	301-02-0	9-Octadecenamide, (Z)-	9.719	360	NJ
04	1599-67-3	1-Docosene	10.082	370	NJ
05	7683-64-9	Squalene	10.873	250	NJ
	E966796[2]	Total Alkanes	N/A		

[2] EPA-designated Registry Number.

1D - FORM I SV-1

SEMIVOLATILE ORGANICS ANALYSIS DATA SHEET

CLIENT SAMPLE NO.

690-SB-44
(0.8'-3.5')-O

Lab Name: MITKEM LABORATORIES Contract:

Lab Code: MITKEM Case No.: J1302 Mod. Ref No.: SDG No.: SJ1302

Matrix: (SOIL/SED/WATER) SOIL Lab Sample ID: J1302-11A

Sample wt/vol: 30.1 (g/mL) G Lab File ID: S3G6377.D

Level: (LOW/MED) LOW Extraction: (Type) SONC

% Moisture: 14 Decanted: (Y/N) N Date Received: 06/24/2010

Concentrated Extract Volume: 1000 (uL) Date Extracted: 06/25/2010

Injection Volume: 1.0 (uL) GPC Factor: 1.00 Date Analyzed: 07/03/2010

GPC Cleanup: (Y/N) N pH: Dilution Factor: 1.0

CAS NO.	COMPOUND	CONCENTRATION UNITS: (ug/L or ug/Kg) µG/KG	Q
108-95-2	Phenol	380	U
111-44-4	Bis(2-chloroethyl)ether	380	U
95-57-8	2-Chlorophenol	380	U
541-73-1	1,3-Dichlorobenzene	380	U
106-46-7	1,4-Dichlorobenzene	380	U
95-50-1	1,2-Dichlorobenzene	380	U
95-48-7	2-Methylphenol	380	U
108-60-1	2,2'-oxybis(1-Chloropropane)	380	U
106-44-5	4-Methylphenol	380	U
621-64-7	N-Nitroso-di-n-propylamine	380	U
67-72-1	Hexachloroethane	380	U
98-95-3	Nitrobenzene	380	U
78-59-1	Isophorone	380	U
88-75-5	2-Nitrophenol	380	U
105-67-9	2,4-Dimethylphenol	380	U
120-83-2	2,4-Dichlorophenol	380	U
120-82-1	1,2,4-Trichlorobenzene	380	U
91-20-3	Naphthalene	380	U
106-47-8	4-Chloroaniline	380	U
111-91-1	Bis(2-chloroethoxy)methane	380	U
87-68-3	Hexachlorobutadiene	380	U
59-50-7	4-Chloro-3-methylphenol	380	U
91-57-6	2-Methylnaphthalene	380	U
77-47-4	Hexachlorocyclopentadiene	380	U
88-06-2	2,4,6-Trichlorophenol	380	U
95-95-4	2,4,5-Trichlorophenol	780	U
91-58-7	2-Chloronaphthalene	380	U
88-74-4	2-Nitroaniline	780	U
131-11-3	Dimethylphthalate	380	U
208-96-8	Acenaphthylene	380	U
606-20-2	2,6-Dinitrotoluene	380	U
99-09-2	3-Nitroaniline	780	U
83-32-9	Acenaphthene	380	U
51-28-5	2,4-Dinitrophenol	780	UJ
100-02-7	4-Nitrophenol	780	U
132-64-9	Dibenzofuran	380	U

EGL 8/5/10

s10.07.02.A

SW846

1E - FORM I SV-2

SEMIVOLATILE ORGANICS ANALYSIS DATA SHEET

CLIENT SAMPLE NO.
690-SB-44
(0.8'-3.5')-O

Lab Name: MITKEM LABORATORIES Contract:

Lab Code: MITKEM Case No.: J1302 Mod. Ref No.: SDG No.: SJ1302

Matrix: (SOIL/SED/WATER) SOIL Lab Sample ID: J1302-11A

Sample wt/vol: 30.1 (g/mL) G Lab File ID: S3G6377.D

Level: (LOW/MED) LOW Extraction: (Type) SONC

% Moisture: 14 Decanted: (Y/N) N Date Received: 06/24/2010

Concentrated Extract Volume: 1000 (uL) Date Extracted: 06/25/2010

Injection Volume: 1.0 (uL) GPC Factor: 1.00 Date Analyzed: 07/03/2010

GPC Cleanup: (Y/N) N pH: Dilution Factor: 1.0

CAS NO.	COMPOUND	CONCENTRATION UNITS: (ug/L or ug/Kg) µG/KG	Q
121-14-2	2,4-Dinitrotoluene	380	U
84-66-2	Diethylphthalate	380	U
7005-72-3	4-Chlorophenyl-phenylether	380	U
86-73-7	Fluorene	380	U
100-01-6	4-Nitroaniline	780	U
534-52-1	4,6-Dinitro-2-methylphenol	780	U
86-30-6	N-Nitrosodiphenylamine	380	U
101-55-3	4-Bromophenyl-phenylether	380	U
118-74-1	Hexachlorobenzene	380	U
87-86-5	Pentachlorophenol	780	U
85-01-8	Phenanthrene	380	U
120-12-7	Anthracene	380	U
86-74-8	Carbazole	380	U
84-74-2	Di-n-butylphthalate	380	U
206-44-0	Fluoranthene	380	U
129-00-0	Pyrene	380	U
85-68-7	Butylbenzylphthalate	380	U
91-94-1	3,3'-Dichlorobenzidine	380	U
56-55-3	Benzo(a)anthracene	380	U
218-01-9	Chrysene	380	U
117-81-7	Bis(2-ethylhexyl)phthalate	380	U
117-84-0	Di-n-octylphthalate	380	U
205-99-2	Benzo(b)fluoranthene	380	U
207-08-9	Benzo(k)fluoranthene	380	U
50-32-8	Benzo(a)pyrene	380	U
193-39-5	Indeno(1,2,3-cd)pyrene	380	U
53-70-3	Dibenzo(a,h)anthracene	380	U
191-24-2	Benzo(g,h,i)perylene	380	U

EGL
8/5/10

1K - FORM I SV-TIC

SEMIVOLATILE ORGANICS ANALYSIS DATA SHEET

TENTATIVELY IDENTIFIED COMPOUNDS

CLIENT SAMPLE NO.

690-SB-44
(0.8'-3.5')-O

Lab Name: MITKEM LABORATORIES Contract:

Lab Code: MITKEM Case No.: J1302 Mod. Ref No.: SDG No.: SJ1302

Matrix: (SOIL/SED/WATER) SOIL Lab Sample ID: J1302-11A

Sample wt/vol: 30.1 (g/mL) G Lab File ID: S3G6377.D

Level: (TRACE or LOW/MED) LOW Extraction: (Type) SONC

% Moisture: 14 Decanted: (Y/N) N Date Received: 06/24/2010

Concentrated Extract Volume: 1000 (uL) Date Extracted: 06/25/2010

Injection Volume: 1.0 (uL) GPC Factor: 1.00 Date Analyzed: 07/03/2010

GPC Cleanup: (Y/N) N pH: Dilution Factor: 1.0

CONCENTRATION UNITS: (ug/L or ug/Kg) µG/KG

	CAS NUMBER	COMPOUND NAME	RT	EST. CONC.	Q
01	57-10-3	n-Hexadecanoic acid	8.484	280	NJ
02		Unknown-01	8.880	220	J
03	301-02-0	9-Octadecenamide, (Z)-	9.718	220	NJ
04		Unknown-02	10.092	300	J
	E966796[2]	Total Alkanes	N/A		

[2]EPA-designated Registry Number.

1D - FORM I SV-1

SEMIVOLATILE ORGANICS ANALYSIS DATA SHEET

CLIENT SAMPLE NO.

690-SB-32
(1.2'-2.0')-O

Lab Name: MITKEM LABORATORIES Contract:

Lab Code: MITKEM Case No.: J1302 Mod. Ref No.: SDG No.: SJ1302

Matrix: (SOIL/SED/WATER) SOIL Lab Sample ID: J1302-12A

Sample wt/vol: 30.1 (g/mL) G Lab File ID: S3G6378.D

Level: (LOW/MED) LOW Extraction: (Type) SONC

% Moisture: 5.0 Decanted: (Y/N) N Date Received: 06/24/2010

Concentrated Extract Volume: 1000 (uL) Date Extracted: 06/25/2010

Injection Volume: 1.0 (uL) GPC Factor: 1.00 Date Analyzed: 07/03/2010

GPC Cleanup: (Y/N) N pH: Dilution Factor: 1.0

CAS NO.	COMPOUND	CONCENTRATION UNITS: (ug/L or ug/Kg) µG/KG	Q
108-95-2	Phenol	350	U
111-44-4	Bis(2-chloroethyl)ether	350	U
95-57-8	2-Chlorophenol	350	U
541-73-1	1,3-Dichlorobenzene	350	U
106-46-7	1,4-Dichlorobenzene	350	U
95-50-1	1,2-Dichlorobenzene	350	U
95-48-7	2-Methylphenol	350	U
108-60-1	2,2'-oxybis(1-Chloropropane)	350	U
106-44-5	4-Methylphenol	350	U
621-64-7	N-Nitroso-di-n-propylamine	350	U
67-72-1	Hexachloroethane	350	U
98-95-3	Nitrobenzene	350	U
78-59-1	Isophorone	350	U
88-75-5	2-Nitrophenol	350	U
105-67-9	2,4-Dimethylphenol	350	U
120-83-2	2,4-Dichlorophenol	350	U
120-82-1	1,2,4-Trichlorobenzene	350	U
91-20-3	Naphthalene	350	U
106-47-8	4-Chloroaniline	350	U
111-91-1	Bis(2-chloroethoxy)methane	350	U
87-68-3	Hexachlorobutadiene	350	U
59-50-7	4-Chloro-3-methylphenol	350	U
91-57-6	2-Methylnaphthalene	350	U
77-47-4	Hexachlorocyclopentadiene	350	U
88-06-2	2,4,6-Trichlorophenol	350	U
95-95-4	2,4,5-Trichlorophenol	700	U
91-58-7	2-Chloronaphthalene	350	U
88-74-4	2-Nitroaniline	700	U
131-11-3	Dimethylphthalate	350	U
208-96-8	Acenaphthylene	350	U
606-20-2	2,6-Dinitrotoluene	350	U
99-09-2	3-Nitroaniline	700	U
83-32-9	Acenaphthene	350	U
51-28-5	2,4-Dinitrophenol	700	U J
100-02-7	4-Nitrophenol	700	U
132-64-9	Dibenzofuran	350	U

EGC
8/5/10

1E - FORM I SV-2

SEMIVOLATILE ORGANICS ANALYSIS DATA SHEET

CLIENT SAMPLE NO.

690-SB-32
(1.2'-2.0')-O

Lab Name: MITKEM LABORATORIES Contract:

Lab Code: MITKEM Case No.: J1302 Mod. Ref No.: SDG No.: SJ1302

Matrix: (SOIL/SED/WATER) SOIL Lab Sample ID: J1302-12A

Sample wt/vol: 30.1 (g/mL) G Lab File ID: S3G6378.D

Level: (LOW/MED) LOW Extraction: (Type) SONC

% Moisture: 5.0 Decanted: (Y/N) N Date Received: 06/24/2010

Concentrated Extract Volume: 1000 (uL) Date Extracted: 06/25/2010

Injection Volume: 1.0 (uL) GPC Factor: 1.00 Date Analyzed: 07/03/2010

GPC Cleanup: (Y/N) N pH: Dilution Factor: 1.0

CAS NO.	COMPOUND	CONCENTRATION UNITS: (ug/L or ug/Kg) ug/KG	Q
121-14-2	2,4-Dinitrotoluene	350	U
84-66-2	Diethylphthalate	350	U
7005-72-3	4-Chlorophenyl-phenylether	350	U
86-73-7	Fluorene	350	U
100-01-6	4-Nitroaniline	700	U
534-52-1	4,6-Dinitro-2-methylphenol	700	U
86-30-6	N-Nitrosodiphenylamine	350	U
101-55-3	4-Bromophenyl-phenylether	350	U
118-74-1	Hexachlorobenzene	350	U
87-86-5	Pentachlorophenol	700	U
85-01-8	Phenanthrene	350	U
120-12-7	Anthracene	350	U
86-74-8	Carbazole	350	U
84-74-2	Di-n-butylphthalate	350	U
206-44-0	Fluoranthene	350	U
129-00-0	Pyrene	350	U
85-68-7	Butylbenzylphthalate	350	U
91-94-1	3,3'-Dichlorobenzidine	350	U
56-55-3	Benzo(a)anthracene	350	U
218-01-9	Chrysene	350	U
117-81-7	Bis(2-ethylhexyl)phthalate	350	U
117-84-0	Di-n-octylphthalate	350	U
205-99-2	Benzo(b)fluoranthene	350	U
207-08-9	Benzo(k)fluoranthene	350	U
50-32-8	Benzo(a)pyrene	350	U
193-39-5	Indeno(1,2,3-cd)pyrene	350	U
53-70-3	Dibenzo(a,h)anthracene	350	U
191-24-2	Benzo(g,h,i)perylene	350	U

EGL
8/5/10

1K - FORM I SV-TIC

SEMIVOLATILE ORGANICS ANALYSIS DATA SHEET

TENTATIVELY IDENTIFIED COMPOUNDS

CLIENT SAMPLE NO.

690-SB-32
(1.2'-2.0')-O

Lab Name: MITKEM LABORATORIES Contract:

Lab Code: MITKEM Case No.: J1302 Mod. Ref No.: SDG No.: SJ1302

Matrix: (SOIL/SED/WATER) SOIL Lab Sample ID: J1302-12A

Sample wt/vol: 30.1 (g/mL) G Lab File ID: S3G6378.D

Level: (TRACE or LOW/MED) LOW Extraction: (Type) SONC

% Moisture: 5.0 Decanted: (Y/N) N Date Received: 06/24/2010

Concentrated Extract Volume: 1000 (uL) Date Extracted: 06/25/2010

Injection Volume: 1.0 (uL) GPC Factor: 1.00 Date Analyzed: 07/03/2010

GPC Cleanup: (Y/N) N pH: Dilution Factor: 1.0

CONCENTRATION UNITS: (ug/L or ug/Kg) UG/KG

	CAS NUMBER	COMPOUND NAME	RT	EST. CONC.	Q
01	926-82-9	Heptane, 3,5-dimethyl-	1.641	220	NJ
02	1120-21-4	Undecane	3.676	210	NJ
03	112-40-3	Dodecane	4.467	170	NJ
04	629-50-5	Tridecane	5.236	280	NJ
05	80-46-6	Phenol, 4-(1,1-dimethylpropy	5.962	630	NJ
06	629-62-9	Pentadecane	6.566	250	NJ
07	544-76-3	Hexadecane	7.068	220	NJ
08	629-78-7	Heptadecane	7.512	250	NJ
09	544-76-3	Hexadecane	7.907	170	NJ
10	629-92-5	Nonadecane	8.276	180	NJ
11	544-63-8	Tetradecanoic acid	8.484	320	NJ
12	629-78-7	Heptadecane	8.618	240	NJ
13	544-76-3	Hexadecane	8.938	200	NJ
14	301-02-0	9-Octadecenamide, (Z)-	9.729	940	NJ
15		Unknown-01	11.214	1200	J
16	36728-72-0	28-Nor-17.beta.(H)-hopane	11.630	6700	NJ
17		Unknown-02	11.839	4700	J
	E966796[2]	Total Alkanes	N/A		

[2] EPA-designated Registry Number.

1D - FORM I SV-1

SEMIVOLATILE ORGANICS ANALYSIS DATA SHEET

CLIENT SAMPLE NO.

690-SB-42
(1.0'-4.0')-D

Lab Name: MITKEM LABORATORIES Contract:

Lab Code: MITKEM Case No.: J1302 Mod. Ref No.: SDG No.: SJ1302

Matrix: (SOIL/SED/WATER) SOIL Lab Sample ID: J1302-13A

Sample wt/vol: 30.0 (g/mL) G Lab File ID: S3G6379.D

Level: (LOW/MED) LOW Extraction: (Type) SONC

% Moisture: 13 Decanted: (Y/N) N Date Received: 06/24/2010

Concentrated Extract Volume: 1000 (uL) Date Extracted: 06/25/2010

Injection Volume: 1.0 (uL) GPC Factor: 1.00 Date Analyzed: 07/03/2010

GPC Cleanup: (Y/N) N pH: Dilution Factor: 1.0

CAS NO.	COMPOUND	CONCENTRATION UNITS: (ug/L or ug/Kg) UG/KG	Q
108-95-2	Phenol	380	U
111-44-4	Bis(2-chloroethyl)ether	380	U
95-57-8	2-Chlorophenol	380	U
541-73-1	1,3-Dichlorobenzene	380	U
106-46-7	1,4-Dichlorobenzene	380	U
95-50-1	1,2-Dichlorobenzene	380	U
95-48-7	2-Methylphenol	380	U
108-60-1	2,2'-oxybis(1-Chloropropane)	380	U
106-44-5	4-Methylphenol	380	U
621-64-7	N-Nitroso-di-n-propylamine	380	U
67-72-1	Hexachloroethane	380	U
98-95-3	Nitrobenzene	380	U
78-59-1	Isophorone	380	U
88-75-5	2-Nitrophenol	380	U
105-67-9	2,4-Dimethylphenol	380	U
120-83-2	2,4-Dichlorophenol	380	U
120-82-1	1,2,4-Trichlorobenzene	380	U
91-20-3	Naphthalene	380	U
106-47-8	4-Chloroaniline	380	U
111-91-1	Bis(2-chloroethoxy)methane	380	U
87-68-3	Hexachlorobutadiene	380	U
59-50-7	4-Chloro-3-methylphenol	380	U
91-57-6	2-Methylnaphthalene	380	U
77-47-4	Hexachlorocyclopentadiene	380	U
88-06-2	2,4,6-Trichlorophenol	380	U
95-95-4	2,4,5-Trichlorophenol	770	U
91-58-7	2-Chloronaphthalene	380	U
88-74-4	2-Nitroaniline	770	U
131-11-3	Dimethylphthalate	380	U
208-96-8	Acenaphthylene	380	U
606-20-2	2,6-Dinitrotoluene	380	U
99-09-2	3-Nitroaniline	770	U
83-32-9	Acenaphthene	380	U
51-28-5	2,4-Dinitrophenol	770	UJ
100-02-7	4-Nitrophenol	770	U
132-64-9	Dibenzofuran	380	U

EGL 8/5/10

1E - FORM I SV-2

SEMIVOLATILE ORGANICS ANALYSIS DATA SHEET

CLIENT SAMPLE NO.

690-SB-42
(1.0'-4.0')-D

Lab Name: MITKEM LABORATORIES Contract:

Lab Code: MITKEM Case No.: J1302 Mod. Ref No.: SDG No.: SJ1302

Matrix: (SOIL/SED/WATER) SOIL Lab Sample ID: J1302-13A

Sample wt/vol: 30.0 (g/mL) G Lab File ID: S3G6379.D

Level: (LOW/MED) LOW Extraction: (Type) SONC

% Moisture: 13 Decanted: (Y/N) N Date Received: 06/24/2010

Concentrated Extract Volume: 1000 (uL) Date Extracted: 06/25/2010

Injection Volume: 1.0 (uL) GPC Factor: 1.00 Date Analyzed: 07/03/2010

GPC Cleanup: (Y/N) N pH: Dilution Factor: 1.0

CAS NO.	COMPOUND	CONCENTRATION UNITS: (ug/L or ug/Kg) µG/KG	Q
121-14-2	2,4-Dinitrotoluene	380	U
84-66-2	Diethylphthalate	380	U
7005-72-3	4-Chlorophenyl-phenylether	380	U
86-73-7	Fluorene	380	U
100-01-6	4-Nitroaniline	770	U
534-52-1	4,6-Dinitro-2-methylphenol	770	U
86-30-6	N-Nitrosodiphenylamine	380	U
101-55-3	4-Bromophenyl-phenylether	380	U
118-74-1	Hexachlorobenzene	380	U
87-86-5	Pentachlorophenol	770	U
85-01-8	Phenanthrene	380	U
120-12-7	Anthracene	380	U
86-74-8	Carbazole	380	U
84-74-2	Di-n-butylphthalate	380	U
206-44-0	Fluoranthene	380	U
129-00-0	Pyrene	380	U
85-68-7	Butylbenzylphthalate	380	U
91-94-1	3,3'-Dichlorobenzidine	380	U
56-55-3	Benzo(a)anthracene	380	U
218-01-9	Chrysene	380	U
117-81-7	Bis(2-ethylhexyl)phthalate	380	U
117-84-0	Di-n-octylphthalate	380	U
205-99-2	Benzo(b)fluoranthene	380	U
207-08-9	Benzo(k)fluoranthene	380	U
50-32-8	Benzo(a)pyrene	380	U
193-39-5	Indeno(1,2,3-cd)pyrene	380	U
53-70-3	Dibenzo(a,h)anthracene	380	U
191-24-2	Benzo(g,h,i)perylene	380	U

EGL
8/5/10

1K - FORM I SV-TIC

SEMIVOLATILE ORGANICS ANALYSIS DATA SHEET

TENTATIVELY IDENTIFIED COMPOUNDS

CLIENT SAMPLE NO.

690-SB-42
(1.0'-4.0')-D

Lab Name: MITKEM LABORATORIES Contract:

Lab Code: MITKEM Case No.: J1302 Mod. Ref No.: SDG No.: SJ1302

Matrix: (SOIL/SED/WATER) SOIL Lab Sample ID: J1302-13A

Sample wt/vol: 30.0 (g/mL) G Lab File ID: S3G6379.D

Level: (TRACE or LOW/MED) LOW Extraction: (Type) SONC

% Moisture: 13 Decanted: (Y/N) N Date Received: 06/24/2010

Concentrated Extract Volume: 1000 (uL) Date Extracted: 06/25/2010

Injection Volume: 1.0 (uL) GPC Factor: 1.00 Date Analyzed: 07/03/2010

GPC Cleanup: (Y/N) N pH: Dilution Factor: 1.0

CONCENTRATION UNITS: (ug/L or ug/Kg) pG/KG

	CAS NUMBER	COMPOUND NAME	RT	EST. CONC.	Q
01	57-10-3	n-Hexadecanoic acid	8.479	230	NJ
02	136296-37-2	Caryophyleine-(I3)	8.874	180	NJ
03	7098-21-7	Tritetracontane	8.933	200	NJ
04		Unknown-01	9.531	160	J
	E966796[2]	Total Alkanes	N/A		

[2]EPA-designated Registry Number.

1D - FORM 1 SV-1

SEMIVOLATILE ORGANICS ANALYSIS DATA SHEET

CLIENT SAMPLE NO.

690-FIELD BLANK-O

Lab Name: MITKEM LABORATORIES Contract:

Lab Code: MITKEM Case No.: J1302 Mod. Ref No.: SDG No.: SJ1302

Matrix: (SOIL/SED/WATER) WATER Lab Sample ID: J1302-14C

Sample wt/vol: 1000 (g/mL) ML Lab File ID: S3G6331.D

Level: (LOW/MED) LOW Extraction: (Type) CONT

% Moisture: Decanted: (Y/N) Date Received: 06/24/2010

Concentrated Extract Volume: 1000 (uL) Date Extracted: 06/25/2010

Injection Volume: 1.0 (uL) GPC Factor: 1.00 Date Analyzed: 07/02/2010

GPC Cleanup: (Y/N) N pH: Dilution Factor: 1.0

CAS NO.	COMPOUND	CONCENTRATION UNITS: (ug/L or ug/Kg) ug/L	Q
108-95-2	Phenol	10	U
111-44-4	Bis(2-chloroethyl)ether	10	U
95-57-8	2-Chlorophenol	10	U
541-73-1	1,3-Dichlorobenzene	10	U
106-46-7	1,4-Dichlorobenzene	10	U
95-50-1	1,2-Dichlorobenzene	10	U
95-48-7	2-Methylphenol	10	U
108-60-1	2,2'-oxybis(1-Chloropropane)	10	U
106-44-5	4-Methylphenol	10	U
621-64-7	N-Nitroso-di-n-propylamine	10	U
67-72-1	Hexachloroethane	10	U
98-95-3	Nitrobenzene	10	U
78-59-1	Isophorone	10	U
88-75-5	2-Nitrophenol	10	U
105-67-9	2,4-Dimethylphenol	10	U
120-83-2	2,4-Dichlorophenol	10	U
120-82-1	1,2,4-Trichlorobenzene	10	U
91-20-3	Naphthalene	10	U
106-47-8	4-Chloroaniline	10	U
111-91-1	Bis(2-chloroethoxy)methane	10	U
87-68-3	Hexachlorobutadiene	10	U
59-50-7	4-Chloro-3-methylphenol	10	U
91-57-6	2-Methylnaphthalene	10	U
77-47-4	Hexachlorocyclopentadiene	10	U
88-06-2	2,4,6-Trichlorophenol	10	U
95-95-4	2,4,5-Trichlorophenol	20	U
91-58-7	2-Chloronaphthalene	10	U
88-74-4	2-Nitroaniline	20	UJ
131-11-3	Dimethylphthalate	10	U
208-96-8	Acenaphthylene	10	U
606-20-2	2,6-Dinitrotoluene	10	U
99-09-2	3-Nitroaniline	20	U
83-32-9	Acenaphthene	10	U
51-28-5	2,4-Dinitrophenol	20	U
100-02-7	4-Nitrophenol	20	U
132-64-9	Dibenzofuran	10	U

EGL 8/5/10

1E - FORM I SV-2

SEMIVOLATILE ORGANICS ANALYSIS DATA SHEET

CLIENT SAMPLE NO.

690-FIELD BLANK-O

Lab Name: MITKEM LABORATORIES Contract:

Lab Code: MITKEM Case No.: J1302 Mod. Ref No.: SDG No.: SJ1302

Matrix: (SOIL/SED/WATER) WATER Lab Sample ID: J1302-14C

Sample wt/vol: 1000 (g/mL) ML Lab File ID: S3G6331.D

Level: (LOW/MED) LOW Extraction: (Type) CONT

% Moisture: Decanted: (Y/N) Date Received: 06/24/2010

Concentrated Extract Volume: 1000 (uL) Date Extracted: 06/25/2010

Injection Volume: 1.0 (uL) GPC Factor: 1.00 Date Analyzed: 07/02/2010

GPC Cleanup: (Y/N) N pH: Dilution Factor: 1.0

CAS NO.	COMPOUND	CONCENTRATION UNITS: (ug/L or ug/Kg) pG/L	Q
121-14-2	2,4-Dinitrotoluene	10	U
84-66-2	Diethylphthalate	10	U
7005-72-3	4-Chlorophenyl-phenylether	10	U
86-73-7	Fluorene	10	U
100-01-6	4-Nitroaniline	20	UJ
534-52-1	4,6-Dinitro-2-methylphenol	20	U
86-30-6	N-Nitrosodiphenylamine	10	U
101-55-3	4-Bromophenyl-phenylether	10	U
118-74-1	Hexachlorobenzene	10	U
87-86-5	Pentachlorophenol	20	U
85-01-8	Phenanthrene	10	U
120-12-7	Anthracene	10	U
86-74-8	Carbazole	10	U
84-74-2	Di-n-butylphthalate	10	U
206-44-0	Fluoranthene	10	U
129-00-0	Pyrene	10	U
85-68-7	Butylbenzylphthalate	10	U
91-94-1	3,3'-Dichlorobenzidine	10	UJ
56-55-3	Benzo(a)anthracene	10	U
218-01-9	Chrysene	10	U
117-81-7	Bis(2-ethylhexyl)phthalate	10	U
117-84-0	Di-n-octylphthalate	10	U
205-99-2	Benzo(b)fluoranthene	10	U
207-08-9	Benzo(k)fluoranthene	10	U
50-32-8	Benzo(a)pyrene	10	U
193-39-5	Indeno(1,2,3-cd)pyrene	10	U
53-70-3	Dibenzo(a,h)anthracene	10	U
191-24-2	Benzo(g,h,i)perylene	10	U

EGC
8/5/10

1K - FORM I SV-TIC

SEMIVOLATILE ORGANICS ANALYSIS DATA SHEET

TENTATIVELY IDENTIFIED COMPOUNDS

CLIENT SAMPLE NO.

690-FIELD BLANK-O

Lab Name: MITKEM LABORATORIES Contract:

Lab Code: MITKEM Case No.: J1302 Mod. Ref No.: SDG No.: SJ1302

Matrix: (SOIL/SED/WATER) WATER Lab Sample ID: J1302-14C

Sample wt/vol: 1000 (g/mL) ML Lab File ID: S3G6331.D

Level: (TRACE or LOW/MED) LOW Extraction: (Type) CONT

% Moisture: Decanted: (Y/N) Date Received: 06/24/2010

Concentrated Extract Volume: 1000 (uL) Date Extracted: 06/25/2010

Injection Volume: 1.0 (uL) GPC Factor: 1.00 Date Analyzed: 07/02/2010

GPC Cleanup: (Y/N) N pH: Dilution Factor: 1.0

CONCENTRATION UNITS: (ug/L or ug/Kg) ug/L

CAS NUMBER	COMPOUND NAME	RT	EST. CONC.	Q
E966796[2]	Total Alkanes	N/A		

[2] EPA-designated Registry Number.

1G - FORM I PEST

PESTICIDE ORGANICS ANALYSIS DATA SHEET

CLIENT SAMPLE NO.

690-SB-45
(0.8'-3.0')-O

Lab Name: MITKEM LABORATORIES Contract:

Lab Code: MITKEM Case No.: J1302 Mod. Ref No.: SDG No.: SJ1302

Matrix: (SOIL/SED/WATER) SOIL Lab Sample ID: J1302-04A

Sample wt/vol: 15.3 (g/mL) G Lab File ID: E5G1835F.D/E5G1835R.D

% Moisture: 17 Decanted: (Y/N) N Date Received: 06/24/2010

Extraction: (Type) SONC Date Extracted: 06/28/2010

Concentrated Extract Volume: 5000 (uL) Date Analyzed: 07/06/2010

Injection Volume: 1.0 (uL) GPC Factor: 1.00 Dilution Factor: 1.0

GPC Cleanup: (Y/N) N pH: Sulfur Cleanup: (Y/N) Y

CAS NO.	COMPOUND	CONCENTRATION UNITS: (ug/L or ug/Kg) pG/KG	Q
319-84-6	alpha-BHC	2.0	U
319-85-7	beta-BHC	2.0	U
319-86-8	delta-BHC	2.0	U
58-89-9	gamma-BHC (Lindane)	2.0	U
76-44-8	Heptachlor	2.0	U
309-00-2	Aldrin	2.0	U
1024-57-3	Heptachlor epoxide	2.0	U
959-98-8	Endosulfan I	2.0	U
60-57-1	Dieldrin	3.9	U
72-55-9	4,4'-DDE	3.9	U
72-20-8	Endrin	3.9	U
33213-65-9	Endosulfan II	3.9	U
72-54-8	4,4'-DDD	3.9	U
1031-07-8	Endosulfan sulfate	3.9	U
50-29-3	4,4'-DDT	3.9	U
72-43-5	Methoxychlor	20	U
53494-70-5	Endrin ketone	3.9	U
7421-93-4	Endrin aldehyde	3.9	U
5103-71-9	alpha-Chlordane	2.0	U
5103-74-2	gamma-Chlordane	2.8	P
8001-35-2	Toxaphene	200	U

EGL
8/5/10

1G - FORM I PEST

PESTICIDE ORGANICS ANALYSIS DATA SHEET

CLIENT SAMPLE NO.

690-SB-35
(0.6'-3.9')-O

Lab Name: MITKEM LABORATORIES Contract:

Lab Code: MITKEM Case No.: J1302 Mod. Ref No.: SDG No.: SJ1302

Matrix: (SOIL/SED/WATER) SOIL Lab Sample ID: J1302-09A

Sample wt/vol: 15.6 (g/mL) G Lab File ID: E5G1836F.D/E5G1836R.D

% Moisture: 5.0 Decanted: (Y/N) N Date Received: 06/24/2010

Extraction: (Type) SONC Date Extracted: 06/28/2010

Concentrated Extract Volume: 5000 (uL) Date Analyzed: 07/06/2010

Injection Volume: 1.0 (uL) GPC Factor: 1.00 Dilution Factor: 1.0

GPC Cleanup: (Y/N) N pH: Sulfur Cleanup: (Y/N) Y

CAS NO.	COMPOUND	CONCENTRATION UNITS: (ug/L or ug/Kg) pG/KG	Q
319-84-6	alpha-BHC	1.7	U
319-85-7	beta-BHC	1.7	U
319-86-8	delta-BHC	1.7	U
58-89-9	gamma-BHC (Lindane)	1.7	U
76-44-8	Heptachlor	1.7	U
309-00-2	Aldrin	1.7	U
1024-57-3	Heptachlor epoxide	1.7	U
959-98-8	Endosulfan I	1.7	U
60-57-1	Dieldrin	3.3	U
72-55-9	4,4'-DDE	3.3	U
72-20-8	Endrin	3.3	U
33213-65-9	Endosulfan II	6.9	~~P~~ J
72-54-8	4,4'-DDD	3.3	U
1031-07-8	Endosulfan sulfate	3.3	U
50-29-3	4,4'-DDT	4.5	J
72-43-5	Methoxychlor	17	U
53494-70-5	Endrin ketone	3.3	U
7421-93-4	Endrin aldehyde	3.3	U
5103-71-9	alpha-Chlordane	1.7	U
5103-74-2	gamma-Chlordane	1.7	U
8001-35-2	Toxaphene	170	U

EGL
8/5/10

1G - FORM I PEST

PESTICIDE ORGANICS ANALYSIS DATA SHEET

CLIENT SAMPLE NO.

690-FIELD BLANK-O

Lab Name: MITKEM LABORATORIES Contract:

Lab Code: MITKEM Case No.: J1302 Mod. Ref No.: SDG No.: SJ1302

Matrix: (SOIL/SED/WATER) WATER Lab Sample ID: J1302-14C

Sample wt/vol: 1000 (g/mL) ML Lab File ID: E5G1419F.D/E5G1419R.D

% Moisture: Decanted: (Y/N) Date Received: 06/24/2010

Extraction: (Type) SEPF Date Extracted: 06/24/2010

Concentrated Extract Volume: 10000 (uL) Date Analyzed: 06/26/2010

Injection Volume: 1.0 (uL) GPC Factor: 1.00 Dilution Factor: 1.0

GPC Cleanup: (Y/N) N pH: Sulfur Cleanup: (Y/N) Y

CAS NO.	COMPOUND	CONCENTRATION UNITS: (ug/L or ug/Kg) ug/L	Q
319-84-6	alpha-BHC	0.050	U
319-85-7	beta-BHC	0.050	U
319-86-8	delta-BHC	0.050	U
58-89-9	gamma-BHC (Lindane)	0.050	U
76-44-8	Heptachlor	0.050	U
309-00-2	Aldrin	0.050	U
1024-57-3	Heptachlor epoxide	0.050	U
959-98-8	Endosulfan I	0.050	U
60-57-1	Dieldrin	0.10	U
72-55-9	4,4'-DDE	0.10	U
72-20-8	Endrin	0.10	U
33213-65-9	Endosulfan II	0.10	U
72-54-8	4,4'-DDD	0.10	U
1031-07-8	Endosulfan sulfate	0.10	U
50-29-3	4,4'-DDT	0.10	U
72-43-5	Methoxychlor	0.50	U
53494-70-5	Endrin ketone	0.10	U
7421-93-4	Endrin aldehyde	0.10	U
5103-71-9	alpha-Chlordane	0.050	U
5103-74-2	gamma-Chlordane	0.050	U
8001-35-2	Toxaphene	5.0	U

EGL
8/5/10

1H - FORM I ARO

AROCLOR ORGANICS ANALYSIS DATA SHEET

CLIENT SAMPLE NO.

690-SB-45
(0.8'-3.0')-O

Lab Name: MITKEM LABORATORIES Contract:

Lab Code: MITKEM Case No.: J1302 Mod. Ref No.: SDG No.: SJ1302

Matrix: (SOIL/SED/WATER) SOIL Lab Sample ID: J1302-04A

Sample wt/vol: 15.3 (g/mL) G Lab File ID: E3H5123F.D/E3H5123R.D

% Moisture: 17 Decanted: (Y/N) N Date Received: 06/24/2010

Extraction: (Type) SONC Date Extracted: 06/28/2010

Concentrated Extract Volume: 5000 (uL) Date Analyzed: 06/30/2010

Injection Volume: 1.0 (uL) GPC Factor: 1.00 Dilution Factor: 1.0

GPC Cleanup: (Y/N) N pH: Sulfur Cleanup: (Y/N) Y

Acid Cleanup: (Y/N) Y

CAS NO.	COMPOUND	CONCENTRATION UNITS: (ug/L or ug/Kg) ug/KG	Q
12674-11-2	Aroclor-1016	39	U
11104-28-2	Aroclor-1221	39	U
11141-16-5	Aroclor-1232	39	U
53469-21-9	Aroclor-1242	39	U
12672-29-6	Aroclor-1248	39	U
11097-69-1	Aroclor-1254	39	U
11096-82-5	Aroclor-1260	39	U

EGL
6/5/10

1H - FORM I ARO

AROCLOR ORGANICS ANALYSIS DATA SHEET

CLIENT SAMPLE NO.

690-SB-35
(0.6'-3.9')-O

Lab Name: MITKEM LABORATORIES Contract:

Lab Code: MITKEM Case No.: J1302 Mod. Ref No.: SDG No.: SJ1302

Matrix: (SOIL/SED/WATER) SOIL Lab Sample ID: J1302-09A

Sample wt/vol: 15.6 (g/mL) G Lab File ID: E3H5126F.D/E3H5126R.D

% Moisture: 5.0 Decanted: (Y/N) N Date Received: 06/24/2010

Extraction: (Type) SONC Date Extracted: 06/28/2010

Concentrated Extract Volume: 5000 (uL) Date Analyzed: 06/30/2010

Injection Volume: 1.0 (uL) GPC Factor: 1.00 Dilution Factor: 1.0

GPC Cleanup: (Y/N) N pH: Sulfur Cleanup: (Y/N) Y

Acid Cleanup: (Y/N) Y

CAS NO.	COMPOUND	CONCENTRATION UNITS: (ug/L or ug/Kg) pG/KG	Q
12674-11-2	Aroclor-1016	33	U
11104-28-2	Aroclor-1221	33	U
11141-16-5	Aroclor-1232	33	U
53469-21-9	Aroclor-1242	33	U
12672-29-6	Aroclor-1248	33	U
11097-69-1	Aroclor-1254	33	U
11096-82-5	Aroclor-1260	33	U

EGL
6/5/10

1H - FORM I ARO

AROCLOR ORGANICS ANALYSIS DATA SHEET

CLIENT SAMPLE NO.

690-FIELD BLANK-O

Lab Name: MITKEM LABORATORIES Contract:

Lab Code: MITKEM Case No.: J1302 Mod. Ref No.: SDG No.: SJ1302

Matrix: (SOIL/SED/WATER) WATER Lab Sample ID: J1302-14C

Sample wt/vol: 1000 (g/mL) ML Lab File ID: E3H5136F.D/E3H5136R.D

% Moisture: Decanted: (Y/N) Date Received: 06/24/2010

Extraction: (Type) SEPF Date Extracted: 06/24/2010

Concentrated Extract Volume: 10000 (uL) Date Analyzed: 06/30/2010

Injection Volume: 1.0 (uL) GPC Factor: 1.00 Dilution Factor: 1.0

GPC Cleanup: (Y/N) N pH: Sulfur Cleanup: (Y/N) Y

Acid Cleanup: (Y/N) Y

CAS NO.	COMPOUND	CONCENTRATION UNITS: (ug/L or ug/Kg) ug/L	Q
12674-11-2	Aroclor-1016	1.0	U
11104-28-2	Aroclor-1221	1.0	U
11141-16-5	Aroclor-1232	1.0	U
53469-21-9	Aroclor-1242	1.0	U
12672-29-6	Aroclor-1248	1.0	U
11097-69-1	Aroclor-1254	1.0	U
11096-82-5	Aroclor-1260	1.0	U

EGL 8/5/10

U.S. EPA - CLP

1

EPA SAMPLE NO.

INORGANIC ANALYSIS DATA SHEET

690-FIELD BLANK-O

Lab Name: Mitkem Laboratories Contract: 208492

Lab Code: MITKEM Case No.: SAS No.: SDG No.: SJ1302

Matrix (soil/water): WATER Lab Sample ID: J1302-14

Level (low/med): MED Date Received: 06/24/2010

% Solids: 0.0

Concentration Units (ug/L or mg/kg dry weight): UG/L

CAS No.	Analyte	Concentration	C	Q	M
7429-90-5	Aluminum	12.0	U		P
7440-36-0	Antimony	4.2	U		P
7440-38-2	Arsenic	4.3	~~B~~	J	P
7440-39-3	Barium	2.9	U		P
7440-41-7	Beryllium	0.037	U		P
7440-43-9	Cadmium	0.50	U		P
7440-70-2	Calcium	87.0	U		P
7440-47-3	Chromium	0.93	~~B~~	J	P
7440-48-4	Cobalt	0.67	U		P
7440-50-8	Copper	4.7	U		P
7439-89-6	Iron	47.0	U		P
7439-92-1	Lead	2.1	U		P
7439-95-4	Magnesium	62.0	U		P
7439-96-5	Manganese	3.5	U		P
7439-97-6	Mercury	0.028	U		CV
7440-02-0	Nickel	0.64	U		P
7440-09-7	Potassium	59.0	U		P
7782-49-2	Selenium	10.0	U		P
7440-22-4	Silver	2.4	U		P
7440-23-5	Sodium	93.0	~~B~~	J	P
7440-28-0	Thallium	5.7	U		P
7440-62-2	Vanadium	0.34	U		P
7440-66-6	Zinc	15.0	~~B~~	J	P

EGL
8/5/10

Comments:

U.S. EPA - CLP

1

INORGANIC ANALYSIS DATA SHEET

EPA SAMPLE NO.

690-SB-32 (1.2'-2.0')-O

Lab Name: Mitkem Laboratories Contract: 208492

Lab Code: MITKEM Case No.: SAS No.: SDG No.: SJ1302

Matrix (soil/water): SOIL Lab Sample ID: J1302-12

Level (low/med): MED Date Received: 06/24/2010

% Solids: 95.0

Concentration Units (ug/L or mg/kg dry weight): MG/KG

CAS No.	Analyte	Concentration	C	Q	M
7429-90-5	Aluminum	586			P
7440-36-0	Antimony	0.12	U	~~N~~ J	P
7440-38-2	Arsenic	1.4			P
7440-39-3	Barium	2.6	~~B~~	~~E~~ J	P
7440-41-7	Beryllium	0.075	~~B~~	~~E~~ J	P
7440-43-9	Cadmium	0.0084	U		P
7440-70-2	Calcium	81200		J	P
7440-47-3	Chromium	0.58	~~B~~	~~E~~ J	P
7440-48-4	Cobalt	0.61	~~B~~	~~E~~ J	P
7440-50-8	Copper	1.2		~~N~~ J	P
7439-89-6	Iron	4250		~~E~~ J	P
7439-92-1	Lead	3.7		~~E~~ J	P
7439-95-4	Magnesium	45900		~~E~~ J	P
7439-96-5	Manganese	168			P
7439-97-6	Mercury	0.29		J	CV
7440-02-0	Nickel	1.2	~~B~~	~~E~~ J	P
7440-09-7	Potassium	371			P
7782-49-2	Selenium	0.51	U		P
7440-22-4	Silver	0.051	U		P
7440-23-5	Sodium	65.7		~~E~~ J	P
7440-28-0	Thallium	0.90		~~N~~ J	P
7440-62-2	Vanadium	1.7		~~E~~ J	P
7440-66-6	Zinc	1.3	~~B~~	~~E~~ U	P

EGL
8/15/10

Comments:

U.S. EPA - CLP

1

EPA SAMPLE NO.

INORGANIC ANALYSIS DATA SHEET

690-SB-35 (0.6'-3.9')-O

Lab Name: Mitkem Laboratories Contract: 208492

Lab Code: MITKEM Case No.: SAS No.: SDG No.: SJ1302

Matrix (soil/water): SOIL Lab Sample ID: J1302-09

Level (low/med): MED Date Received: 06/24/2010

% Solids: 95.0

Concentration Units (ug/L or mg/kg dry weight): MG/KG

CAS No.	Analyte	Concentration	C	Q	M
7429-90-5	Aluminum	3700			P
7440-36-0	Antimony	0.13	U	~~N~~ J	P
7440-38-2	Arsenic	3.8			P
7440-39-3	Barium	39.6		~~E~~ J	P
7440-41-7	Beryllium	0.25		~~B~~ J	P
7440-43-9	Cadmium	0.071		~~B~~ J	P
7440-70-2	Calcium	108000		~~*~~ J	P
7440-47-3	Chromium	5.9		~~E~~ J	P
7440-48-4	Cobalt	4.9		~~E~~ J	P
7440-50-8	Copper	112		~~N~~ J	P
7439-89-6	Iron	9190		~~*~~ J	P
7439-92-1	Lead	27.0		~~E~~ J	P
7439-95-4	Magnesium	51900		~~*E~~ J	P
7439-96-5	Manganese	285			P
7439-97-6	Mercury	0.0078		~~B~~ ~~*~~ J	CV
7440-02-0	Nickel	7.2		~~B~~ J	P
7440-09-7	Potassium	1560			P
7782-49-2	Selenium	1.0			P
7440-22-4	Silver	0.055	U		P
7440-23-5	Sodium	308		~~E~~ J	P
7440-28-0	Thallium	0.97		~~N~~ J	P
7440-62-2	Vanadium	7.2		~~E~~ J	P
7440-66-6	Zinc	51.1		~~*E~~ J	P

EGC
8/5/10

Comments:

U.S. EPA - CLP

1

INORGANIC ANALYSIS DATA SHEET

EPA SAMPLE NO.

690-SB-36 (2.0'-3.8')-O

Lab Name: Mitkem Laboratories Contract: 208492

Lab Code: MITKEM Case No.: SAS No.: SDG No.: SJ1302

Matrix (soil/water): SOIL Lab Sample ID: J1302-08

Level (low/med): MED Date Received: 06/24/2010

% Solids: 88.0

Concentration Units (ug/L or mg/kg dry weight): MG/KG

CAS No.	Analyte	Concentration	C	Q	M
7429-90-5	Aluminum	1760			P
7440-36-0	Antimony	0.15	U	~~N~~ J	P
7440-38-2	Arsenic	2.9			P
7440-39-3	Barium	10.2		~~E~~ J	P
7440-41-7	Beryllium	0.15	~~B~~	~~E~~ J	P
7440-43-9	Cadmium	0.056	~~B~~	J	P
7440-70-2	Calcium	55000		~~*~~ J	P
7440-47-3	Chromium	2.9		~~E~~ J	P
7440-48-4	Cobalt	1.7	~~B~~	~~E~~ J	P
7440-50-8	Copper	8.1		~~N~~ J	P
7439-89-6	Iron	7820		~~*~~ J	P
7439-92-1	Lead	13.4		~~E~~ J	P
7439-95-4	Magnesium	28100		~~*E~~ J	P
7439-96-5	Manganese	168			P
7439-97-6	Mercury	0.011	~~B~~	~~*~~ J	CV
7440-02-0	Nickel	4.1		~~E~~ J	P
7440-09-7	Potassium	765			P
7782-49-2	Selenium	0.63	U		P
7440-22-4	Silver	0.064	U		P
7440-23-5	Sodium	98.7		~~E~~ J	P
7440-28-0	Thallium	0.30	~~B~~	~~N~~ J	P
7440-62-2	Vanadium	4.9		~~E~~ J	P
7440-66-6	Zinc	21.3		~~*E~~ J	P

EGC
8/5/10

Comments:

U.S. EPA - CLP

1

EPA SAMPLE NO.

INORGANIC ANALYSIS DATA SHEET

690-SB-38 (0.8'-4.0')-O

Lab Name: Mitkem Laboratories Contract: 208492

Lab Code: MITKEM Case No.: SAS No.: SDG No.: SJ1302

Matrix (soil/water): SOIL Lab Sample ID: J1302-10

Level (low/med): MED Date Received: 06/24/2010

% Solids: 88.0

Concentration Units (ug/L or mg/kg dry weight): MG/KG

CAS No.	Analyte	Concentration	C	Q	M
7429-90-5	Aluminum	4870			P
7440-36-0	Antimony	0.17	U	N J	P
7440-38-2	Arsenic	2.3			P
7440-39-3	Barium	63.6		E J	P
7440-41-7	Beryllium	0.18	B	B J	P
7440-43-9	Cadmium	0.013	U		P
7440-70-2	Calcium	99200		* J	P
7440-47-3	Chromium	5.8		E J	P
7440-48-4	Cobalt	3.4		E J	P
7440-50-8	Copper	8.2		N* J	P
7439-89-6	Iron	9240		* J	P
7439-92-1	Lead	6.6		E J	P
7439-95-4	Magnesium	31200		*E J	P
7439-96-5	Manganese	354			P
7439-97-6	Mercury	0.013	B	* J	CV
7440-02-0	Nickel	7.0		E J	P
7440-09-7	Potassium	1220			P
7782-49-2	Selenium	1.5			P
7440-22-4	Silver	0.077	U		P
7440-23-5	Sodium	172		E J	P
7440-28-0	Thallium	0.84	B	N J	P
7440-62-2	Vanadium	10.5		E J	P
7440-66-6	Zinc	16.7		*E J	P

EGL
8/5/10

Comments:

10.07.02.A FORM I - IN SW846

U.S. EPA - CLP

1

INORGANIC ANALYSIS DATA SHEET

EPA SAMPLE NO.

690-SB-42 (1.0'-4.0')-D

Lab Name: Mitkem Laboratories Contract: 208492

Lab Code: MITKEM Case No.: SAS No.: SDG No.: SJ1302

Matrix (soil/water): SOIL Lab Sample ID: J1302-13

Level (low/med): MED Date Received: 06/24/2010

% Solids: 87.0

Concentration Units (ug/L or mg/kg dry weight): MG/KG

CAS No.	Analyte	Concentration	C	Q	M
7429-90-5	Aluminum	2790			P
7440-36-0	Antimony	0.20	U	~~N~~ J	P
7440-38-2	Arsenic	1.6			P
7440-39-3	Barium	12.0		~~B~~ J	P
7440-41-7	Beryllium	0.17	~~B~~	~~E~~ J	P
7440-43-9	Cadmium	0.014	U		P
7440-70-2	Calcium	86900		~~*~~ J	P
7440-47-3	Chromium	3.8		~~E~~ J	P
7440-48-4	Cobalt	2.5	~~B~~	~~E~~ J	P
7440-50-8	Copper	6.8		~~N~~ J	P
7439-89-6	Iron	8170		~~*~~ J	P
7439-92-1	Lead	8.9		~~E~~ J	P
7439-95-4	Magnesium	39100		~~*E~~ J	P
7439-96-5	Manganese	252			P
7439-97-6	Mercury	0.0053	~~B~~	~~*~~ J	CV
7440-02-0	Nickel	5.7		~~E~~ J	P
7440-09-7	Potassium	1140			P
7782-49-2	Selenium	0.86	U		P
7440-22-4	Silver	0.087	U		P
7440-23-5	Sodium	130		~~E~~ J	P
7440-28-0	Thallium	0.40	~~B~~	~~N~~ J	P
7440-62-2	Vanadium	7.8		~~E~~ J	P
7440-66-6	Zinc	10.3		~~*E~~ J	P

EGL
6/5/10

Comments:

U.S. EPA - CLP

1

INORGANIC ANALYSIS DATA SHEET

EPA SAMPLE NO.

690-SB-42 (1.0'-4.0')-O

Lab Name: Mitkem Laboratories Contract: 208492

Lab Code: MITKEM Case No.: SAS No.: SDG No.: SJ1302

Matrix (soil/water): SOIL Lab Sample ID: J1302-07

Level (low/med): MED Date Received: 06/24/2010

% Solids: 86.0

Concentration Units (ug/L or mg/kg dry weight): MG/KG

CAS No.	Analyte	Concentration	C	Q	M
7429-90-5	Aluminum	4350			P
7440-36-0	Antimony	0.14	U	~~N~~ J	P
7440-38-2	Arsenic	2.3			P
7440-39-3	Barium	30.8		~~E~~ J	P
7440-41-7	Beryllium	0.22		~~E~~ J	P
7440-43-9	Cadmium	0.086	~~B~~	J	P
7440-70-2	Calcium	76600		~~*~~ J	P
7440-47-3	Chromium	5.2		~~E~~ J	P
7440-48-4	Cobalt	4.1		~~E~~ J	P
7440-50-8	Copper	660		~~N~~ J	P
7439-89-6	Iron	10300		~~*~~ J	P
7439-92-1	Lead	35.6		~~E~~ J	P
7439-95-4	Magnesium	24600		~~*E~~ J	P
7439-96-5	Manganese	286			P
7439-97-6	Mercury	0.064		~~*~~ J	CV
7440-02-0	Nickel	8.2		~~E~~ J	P
7440-09-7	Potassium	1380			P
7782-49-2	Selenium	0.78	~~B~~	J	P
7440-22-4	Silver	0.063	~~B~~	J	P
7440-23-5	Sodium	134		~~E~~ J	P
7440-28-0	Thallium	0.18	U	~~N~~ J	P
7440-62-2	Vanadium	8.7		~~E~~ J	P
7440-66-6	Zinc	73.2		~~*E~~ J	P

EGL
8/5/10

Comments:

U.S. EPA - CLP

1

INORGANIC ANALYSIS DATA SHEET

EPA SAMPLE NO.

690-SB-44 (0.8'-3.5')-O

Lab Name: Mitkem Laboratories Contract: 208492

Lab Code: MITKEM Case No.: SAS No.: SDG No.: SJ1302

Matrix (soil/water): SOIL Lab Sample ID: J1302-11

Level (low/med): MED Date Received: 06/24/2010

% Solids: 86.0

Concentration Units (ug/L or mg/kg dry weight): MG/KG

CAS No.	Analyte	Concentration	C	Q	M
7429-90-5	Aluminum	2030			P
7440-36-0	Antimony	0.10	U	N J	P
7440-38-2	Arsenic	2.4			P
7440-39-3	Barium	13.8		E J	P
7440-41-7	Beryllium	0.15		E J	P
7440-43-9	Cadmium	0.0076	U		P
7440-70-2	Calcium	105000		* J	P
7440-47-3	Chromium	2.7		E J	P
7440-48-4	Cobalt	2.0		E J	P
7440-50-8	Copper	6.0		N J	P
7439-89-6	Iron	7510		* J	P
7439-92-1	Lead	7.4		E J	P
7439-95-4	Magnesium	50200		*E J	P
7439-96-5	Manganese	255			P
7439-97-6	Mercury	0.0065	B	C J	CV
7440-02-0	Nickel	5.1		E J	P
7440-09-7	Potassium	715			P
7782-49-2	Selenium	0.45	U		P
7440-22-4	Silver	0.046	U		P
7440-23-5	Sodium	112		E J	P
7440-28-0	Thallium	1.2		N J	P
7440-62-2	Vanadium	5.7		E J	P
7440-66-6	Zinc	8.6		*E J	P

EGL
8/5/10

Comments:

10.07.02.A FORM I - IN SW846

U.S. EPA - CLP

1

INORGANIC ANALYSIS DATA SHEET

EPA SAMPLE NO.

690-SB-45 (0.8'-3.0')-O

Lab Name: Mitkem Laboratories Contract: 208492

Lab Code: MITKEM Case No.: SAS No.: SDG No.: SJ1302

Matrix (soil/water): SOIL Lab Sample ID: J1302-04

Level (low/med): MED Date Received: 06/24/2010

% Solids: 83.0

Concentration Units (ug/L or mg/kg dry weight): MG/KG

CAS No.	Analyte	Concentration	C	Q	M
7429-90-5	Aluminum	6280			P
7440-36-0	Antimony	0.88	B	~~N~~ U	P
7440-38-2	Arsenic	5.3			P
7440-39-3	Barium	51.6		~~E~~ J	P
7440-41-7	Beryllium	0.34		~~E~~ J	P
7440-43-9	Cadmium	0.26			P
7440-70-2	Calcium	45400		~~*~~ J	P
7440-47-3	Chromium	7.6		~~E~~ J	P
7440-48-4	Cobalt	4.9		~~E~~ J	P
7440-50-8	Copper	175		~~N~~ J	P
7439-89-6	Iron	26500		~~*~~ J	P
7439-92-1	Lead	67.4		~~E~~ J	P
7439-95-4	Magnesium	8280		~~*E~~ J	P
7439-96-5	Manganese	339			P
7439-97-6	Mercury	0.15		~~*~~ J	CV
7440-02-0	Nickel	11.3		~~E~~ J	P
7440-09-7	Potassium	1080			P
7782-49-2	Selenium	0.81	~~B~~	J	P
7440-22-4	Silver	0.13	~~B~~	J	P
7440-23-5	Sodium	99.1		~~E~~ J	P
7440-28-0	Thallium	0.22	U	~~N~~ J	P
7440-62-2	Vanadium	13.3		~~E~~ J	P
7440-66-6	Zinc	103		~~*E~~ J	P

EGL
8/5/10

Comments:

U.S. EPA - CLP

1

INORGANIC ANALYSIS DATA SHEET

EPA SAMPLE NO.

690-SB-46 (0.8'-3.2')-O

Lab Name: Mitkem Laboratories Contract: 208492

Lab Code: MITKEM Case No.: SAS No.: SDG No.: SJ1302

Matrix (soil/water): SOIL Lab Sample ID: J1302-05

Level (low/med): MED Date Received: 06/24/2010

% Solids: 87.0

Concentration Units (ug/L or mg/kg dry weight): MG/KG

CAS No.	Analyte	Concentration	C	Q	M
7429-90-5	Aluminum	2230			P
7440-36-0	Antimony	0.12	U	N J	P
7440-38-2	Arsenic	0.52	B	U	P
7440-39-3	Barium	8.4		E J	P
7440-41-7	Beryllium	0.075	B	E J	P
7440-43-9	Cadmium	0.0095	B	J	P
7440-70-2	Calcium	48900		* J	P
7440-47-3	Chromium	4.0		E J	P
7440-48-4	Cobalt	1.6		E J	P
7440-50-8	Copper	4.8		N J	P
7439-89-6	Iron	6760		* J	P
7439-92-1	Lead	9.2		E J	P
7439-95-4	Magnesium	11500		* E J	P
7439-96-5	Manganese	208			P
7439-97-6	Mercury	0.0028	U	* J	CV
7440-02-0	Nickel	3.6		E J	P
7440-09-7	Potassium	487			P
7782-49-2	Selenium	0.51	U		P
7440-22-4	Silver	0.052	U		P
7440-23-5	Sodium	81.9		E J	P
7440-28-0	Thallium	0.16	U	N J	P
7440-62-2	Vanadium	9.1		E J	P
7440-66-6	Zinc	22.2		* E J	P

EGL
8/5/10

Comments:

U.S. EPA - CLP

1

INORGANIC ANALYSIS DATA SHEET

EPA SAMPLE NO.

690-SB-47 (0.0'-3.7')-O

Lab Name: Mitkem Laboratories Contract: 208492

Lab Code: MITKEM Case No.: SAS No.: SDG No.: SJ1302

Matrix (soil/water): SOIL Lab Sample ID: J1302-06

Level (low/med): MED Date Received: 06/24/2010

% Solids: 85.0

Concentration Units (ug/L or mg/kg dry weight): MG/KG

CAS No.	Analyte	Concentration	C	Q	M
7429-90-5	Aluminum	2340			P
7440-36-0	Antimony	0.15	U	~~N~~ J	P
7440-38-2	Arsenic	2.4			P
7440-39-3	Barium	11.3		~~E~~ J	P
7440-41-7	Beryllium	0.11	~~B~~	~~E~~ J	P
7440-43-9	Cadmium	0.011	U		P
7440-70-2	Calcium	87600		~~E~~ J	P
7440-47-3	Chromium	3.2		~~E~~ J	P
7440-48-4	Cobalt	2.2		~~E~~ J	P
7440-50-8	Copper	6.8		~~N~~ J	P
7439-89-6	Iron	8010		J	P
7439-92-1	Lead	5.7		~~E~~ J	P
7439-95-4	Magnesium	34700		~~E~~ J	P
7439-96-5	Manganese	271			P
7439-97-6	Mercury	0.0063	~~B~~	J	CV
7440-02-0	Nickel	4.0		~~N~~ J	P
7440-09-7	Potassium	669			P
7782-49-2	Selenium	0.67	U		P
7440-22-4	Silver	0.068	U		P
7440-23-5	Sodium	107		~~E~~ J	P
7440-28-0	Thallium	0.43	~~B~~	~~N~~ J	P
7440-62-2	Vanadium	8.0		~~E~~ J	P
7440-66-6	Zinc	10.8		~~E~~ J	P

EGL
8/5/10

Comments:

U.S. EPA - CLP

1

INORGANIC ANALYSIS DATA SHEET

EPA SAMPLE NO.

690-SB-51 (0.9'-2.5')-O

Lab Name: Mitkem Laboratories Contract: 208492

Lab Code: MITKEM Case No.: SAS No.: SDG No.: SJ1302

Matrix (soil/water): SOIL Lab Sample ID: J1302-02

Level (low/med): MED Date Received: 06/24/2010

% Solids: 85.0

Concentration Units (ug/L or mg/kg dry weight): MG/KG

CAS No.	Analyte	Concentration	C	Q	M
7429-90-5	Aluminum	5990			P
7440-36-0	Antimony	0.15	~~B~~ N	U	P
7440-38-2	Arsenic	3.1			P
7440-39-3	Barium	38.9		~~E~~ J	P
7440-41-7	Beryllium	0.26		~~E~~ J	P
7440-43-9	Cadmium	0.098	~~B~~	J	P
7440-70-2	Calcium	55700		~~E~~ J	P
7440-47-3	Chromium	6.7		~~E~~ J	P
7440-48-4	Cobalt	4.4		~~E~~ J	P
7440-50-8	Copper	20.7		~~E~~ J	P
7439-89-6	Iron	16200		~~E~~ J	P
7439-92-1	Lead	46.4		~~E~~ J	P
7439-95-4	Magnesium	8640		~~E~~ J	P
7439-96-5	Manganese	371			P
7439-97-6	Mercury	0.066		~~E~~ J	CV
7440-02-0	Nickel	10.1		~~E~~ J	P
7440-09-7	Potassium	1050			P
7782-49-2	Selenium	0.75	~~B~~	J	P
7440-22-4	Silver	0.060	U		P
7440-23-5	Sodium	196		~~E~~ J	P
7440-28-0	Thallium	0.18	U	~~N~~ J	P
7440-62-2	Vanadium	11.8		~~E~~ J	P
7440-66-6	Zinc	52.2		~~E~~ J	P

EGL
8/5/10

Comments:

U.S. EPA - CLP

1

INORGANIC ANALYSIS DATA SHEET

EPA SAMPLE NO.

690-SB-52 (0.9'-4.0')-O

Lab Name: Mitkem Laboratories Contract: 208492

Lab Code: MITKEM Case No.: SAS No.: SDG No.: SJ1302

Matrix (soil/water): SOIL Lab Sample ID: J1302-03

Level (low/med): MED Date Received: 06/24/2010

% Solids: 89.0

Concentration Units (ug/L or mg/kg dry weight): MG/KG

CAS No.	Analyte	Concentration	C	Q	M
7429-90-5	Aluminum	3250			P
7440-36-0	Antimony	0.14	U	N J	P
7440-38-2	Arsenic	3.5			P
7440-39-3	Barium	16.4		E J	P
7440-41-7	Beryllium	0.23		E J	P
7440-43-9	Cadmium	0.0099	U		P
7440-70-2	Calcium	111000		* J	P
7440-47-3	Chromium	3.6		E J	P
7440-48-4	Cobalt	2.2		E J	P
7440-50-8	Copper	5.3		N* J	P
7439-89-6	Iron	8710		* J	P
7439-92-1	Lead	11.2		E J	P
7439-95-4	Magnesium	56000		*B J	P
7439-96-5	Manganese	229			P
7439-97-6	Mercury	0.0051	B	* J	CV
7440-02-0	Nickel	4.3		B J	P
7440-09-7	Potassium	1260			P
7782-49-2	Selenium	0.60	U		P
7440-22-4	Silver	0.060	U		P
7440-23-5	Sodium	174		E J	P
7440-28-0	Thallium	1.3		N J	P
7440-62-2	Vanadium	5.8		B J	P
7440-66-6	Zinc	8.2		*B J	P

EGL
8/5/10

Comments:

Mitkem	Project: Soil	
175 Metro Center Boulevard	Project Number: J1302	**Reported:**
Warwick RI, 02886-1755	Project Manager: Shirley S. Ng	07/29/10 08:56

Radiochemical Analysis by EPA Methods
Waste Stream Technology

Analyte	Result	UNC	MDA	Units	Batch	Prepared	Analyzed	Method	Notes
690-SB-45 (0F25012-01) Soil	**Sampled: 06/23/10 09:30 Received: 06/25/10 11:40**								
Thorium-230	**4.06E-1** U	1.28E-1	4.82E-2	pCi/g	AG01914	07/19/10	07/22/10	USACE RMO-3008	
Thorium-232	**5.18E-1**	1.47E-1	4.82E-2	"	"	"	"	"	
690-SB-35 (0F25012-02) Soil	**Sampled: 06/23/10 12:00 Received: 06/25/10 11:40**								
Thorium-232	**4.92E-1**	1.31E-1	6.01E-2	pCi/g	AG01914	07/19/10	07/22/10	USACE RMO-3008	

EGL
8/5/10

The results in this report apply to the samples analyzed in accordance with the chain of custody document. This analytical report must be reproduced in its entirety.

Data Usability Summary Report (DUSR)

Genesee Valley Real Estate
Labella Project #209280

Mitkem Laboratories, Warwick, RI
Sample Delivery Group #J1301
August 5, 2010

Prepared by:

Ethan Lee
LaBella Associates, P.C.
300 State St
Rochester, NY 14614

Analytical results for the project samples were reviewed to evaluate the data usability. Data was assessed in accordance with guidance from the following Federal and/or State guidance documents:

- USEPA National Functional Guidelines for Organic Data Review (EPA 540/R-99/008) and/or USEPA National Functional Guidelines for Low Concentration Organic Data Review (EPA 540-R-04-004).
- USEPA National Functional Guidelines for Inorganic Data Review (EPA 540/R-04-004).

And method protocol criteria were applicable as prescribed by "Test Methods for Evaluating Solid Waste", SW846, Update III, 1996.

This DUSR pertains to the following samples:

Sample ID	Lab ID	Matrix	Sample Date	Analysis Performed					
				VOC[1]	SVOC[2]	Pest.[3]	PCB[4]	Metals[5]/ Mercury[6]	Thorium[7]
690-SG-5-O	J1301-01	AQ	6/22/10	X	X	X	X	X	
690-SG-6-O	J1301-02	AQ	6/22/10	X	X			X	
690-MW-5 (7.2-8.0')-O	J1301-03	SO	6/22/10		X			X	
690-MW-6(8.3-10.3')-O	J1301-04	SO	6/22/10	X	X	X	X	X	X
690-SB-23 (4.0-6.0')-O	J1301-06	SO	6/22/10		X			X	
690-SB-56 (3.0-4.0')-O	J1301-07	SO	6/22/10	X	X			X	
690-SB-67 (8.0-12')-O	J1301-08	SO	6/22/10	X	X			X	
690-SB-70 (8.0-11.5')-O	J1301-09	SO	6/22/10	X	X			X	
690-SB-72 (9.0-11.0')-O	J1301-10	SO	6/22/10	X	X			X	
690-SG-5 (8.0-12.0')-O	J1301-11	SO	6/22/10	X	X	X	X	X	X
690-SB-28 (4.0-8.0')-O	J1301-12	SO	6/22/10	X	X	X	X	X	
690-FIELD BLANK-O	J1301-13	AQ	6/22/10	X	X	X	X	X	
690-TRIP BLANK-O	J1301-14	AQ	6/22/10	X					
690-MW-6 (8.3-10.3')-D	J1301-15	SO	6/22/10	X	X	X	X	X	X
690-SG-5 (8.0-12.0')-D	J1301-16	SO	6/22/10	X	X	X	X	X	X

(1) VOC analyses were performed using USEPA Method SW846 8260B.
(2) SVOC analyses were performed using USEPA Method SW846 8270C.
(3) Pesticide analyses were performed using USEPA Method SW846 8081B.
(4) PCB analyses were performed using USEPA Method SW846 8082A.
(5) TAL Metals analyses were performed using USEPA Method SW846 6010B.
(6) Soil Mercury analyses were performed using USEPA Method SW846 7471B. Aqueous Mercury analyses were performed using USEPA Method SW846 7470A.
(7) Thorium analyses were performed using USACE Method RMO-3008.

The following items/criteria applicable to the analysis of project samples and associated QA/QC procedures were reviewed:

- Sample Data Reporting Format
- Preservation and Holding Time Compliance
- GC/MS Instrument Performance Check
- Initial Calibration Verification (ICV)
- Continuing Calibration Verification (CCV)
- Blank Sample Analysis
- System Monitoring/Surrogate Compound Recoveries
- Laboratory Control Sample (LCS) Recoveries
- Matrix Spike/Matrix Spike Duplicate (MS/MSD) Recoveries
- Internal Standards
- Target Compound Identification
- Compound Quantitation
- Data Qualifiers
- Summary

Volatile Organic Compounds (VOCs)

Sample Data Reporting Format

The sample data are presented using USEPA Contract Laboratory Protocol (CLP) format. The data package has been reviewed for completeness and found to contain each required sample result and associated QA/QC report form. The reporting format is complete and compliant with the objectives of the project. No qualification of the data is recommended.

Preservation and Holding Time Compliance

Maximum allowable holding times for each parameter were measured from the time of sample collection to the time of sample preparation or analysis for each project sample. All project samples were found to be properly preserved or analyzed within the USEPA recommended maximum holding time, with the following exceptions:

Sample ID	Matrix	Holding Time Limit (days)[1]	Actual Holding Time (days)	Action
690-SG-5-O	AQ	7	9	Action #1
690-SG-6-O	AQ	7	8	Action #1
690-FIELD BLANK-O	AQ	7	8	Action #1
690-TRIP BLANK-O	AQ	7	8	Action #1

(1) The cooler temperature was above the recommended temperature of 6° C, and therefore the samples were improperly preserved.

Action #1: Positive results are qualified "J", estimated and nondetected analytes as "UJ", estimated detection limit for all VOCs in the affected samples.

Gas Chromatography/Mass Spectrometry (GC/MS) Instrument Performance Check

GC/MS instrument performance checks for the instruments used in the analysis of project samples fell within method specific criteria without exception. No qualification of the data is recommended.

Initial Calibration Verification (ICV)

Initial calibration checks for the instruments used in the analysis of project samples fell within the method specific criteria without exception.

Continuing Calibration Verification (CCV)

Continuing calibration checks for the instruments used in the analysis of project samples fell within the method specific criteria, with the following exceptions:

Instrument	Date/ Time	Target Analyte(s)	%D	RRF	Affected Sample(s)	Corrective Action
V1	6/29/10 07:35	Vinyl Chloride	35.5	0.48	690-SG-5 (8.0-12.0')-O 690-MW-6 (8.3-10.3')-D 690-SG-5 (8.0-12.0')-D	Action #1
V2	7/1/10 08:02	Acetone 2-Chloroethyl vinyl ether	64.0 -26.6	0.04 0.10	690-SG-5-O	Action #1 Action #1

Action #1: Positive results are qualified "J", estimated and nondetected analytes as "UJ", estimated detection limit.

Blank Sample Analysis

In accordance with cited USEPA guidelines, positive sample results should be reported unless the concentration of the compound in the project sample is less than or equal to 10 times (10X) the amount in any blank for the common laboratory contaminants (methylene chloride, acetone, 2-butanone, cyclohexane), or 5 times (5X) the amount for other target compounds.

Target compounds were not identified in associated blank samples at a concentration above the MDL for organic parameter analyses without exception. No qualification of the data is recommended.

System Monitoring/Surrogate Compound Recoveries

System monitoring/surrogate compound recoveries were within the laboratory specific criteria for the analysis of the project samples, with the following exceptions:

Surrogate		Criteria (%)
Dibromofluoromethane	S01	65-132
1,2-Dichloroethane-d4	S02	65-128
Toluene-d8	S03	85-115
Bromofluorobenzene	S04	77-111

Project Sample ID	S01	S02	S03	S04	Positive Results	Non Detect (ND)
	%R	%R	%R	%R		
690-SG-5 (8.0-12.0')-D	98	98	122	107	J	Not Qualified

If the surrogate percent recovery is greater than the upper acceptance limit, associated target analyte positive results are qualified "J", estimated and nondetected analytes should not be qualified. If the surrogate percent recovery is less than the lower acceptance limit, associated target analyte positive results are qualified "J", estimated and nondetected analytes are qualified "UJ", estimated detection limit. If the surrogate percent recovery is less than 10%, associated target analyte positive results are qualified "J", estimated and nondetected analytes are qualified "R", rejected. All VOC target analytes in the identified project samples should be qualified as noted above.

Laboratory Control Sample (LCS) and Matrix Spike/Matrix Spike Duplicate (MS/MSD) Recoveries

LCS recoveries were within the method specific criteria, with the following exceptions:

LCS ID	Compound	QC Criteria	LCS %R	Affected Samples	Action
LCS-52730	Acetone	40-140	161	690-SG-5-O	Action #1

Action #1: Positive results are qualified "J", estimated and nondetected analytes should not be qualified.

MS/MSD recovery data alone cannot be used to evaluate precision or accuracy of individual samples. Although the associated MS and MSD samples had VOC compounds with percent recoveries outside of the method specific criteria, due to the LCS recoveries being within the criteria, no qualification of the data is recommended.

Internal Standards (IS)

The calculated response of each IS compound fell within the QA/QC criteria. No qualification of the data is recommended.

Compound Quantitation

Compound quantitation is performed to ensure that reported quantitation results are accurate. No qualification of the data is recommended.

Data Qualifiers

Data qualifiers were assigned by the laboratory to the reported results to identify target analytes detected below the reporting limit (RL) but above the method detection limit (MDL), and/or when target analytes were detected in the associated method/preparation blank sample. Based on a spot check of the data qualifiers used, these flags appeared to be applied to the reported results in accordance with USEPA guidance. The "J" qualifier, which indicates an estimated value because the result was between the RL and MDL, was carried forward.

Semivolatile Organic Compounds (SVOCs)

Sample Data Reporting Format

The sample data are presented using USEPA Contract Laboratory Protocol (CLP) format. The data package has been reviewed for completeness and found to contain each required sample result and associated QA/QC report form. The reporting format is complete and compliant with the objectives of the project. No qualification of the data is recommended.

Preservation and Holding Time Compliance

Maximum allowable holding times for each parameter were measured from the time of sample collection to the time of sample preparation or analysis for each project sample. All project samples were found to be properly preserved or analyzed within the USEPA recommended maximum holding time, with the following exception:

Sample ID	Matrix	Holding Time Limit sampling to extraction (days)[1]	Time from Sampling to Extraction (days)	Action
690-SG-5-O	AQ	7	14	Action #1

(1) The cooler temperature was above the recommended temperature of 6° C, and therefore the samples were improperly preserved.

Action #1: Positive results are qualified "J", estimated and nondetected analytes as "UJ", estimated for all SVOCs in the affected samples.

Gas Chromatography/Mass Spectrometry (GC/MS) Instrument Performance Check

GC/MS instrument performance checks for the instruments used in the analysis of project samples fell within method specific criteria without exception. No qualification of the data is recommended.

Initial Calibration Verification (ICV)

Initial calibration checks for the instruments used in the analysis of project samples fell within the method specific criteria with the following exceptions:

Inst.	Date/ Time	Target Analyte(s)	%RSD	RRF	Affected Sample(s)	Corrective Action
S3	6/22/10 12:59	2,4-Dimethylphenol	38.7	0.26	690-MW-5 (7.2-8.0')-O	Action #1
		2,4-Dinitrophenol	42.9	0.11	690-MW-6 (8.3-10.3')-O	Action #1
		Pentachlorophenol	35.2	0.06	690-SB-23 (4.0-6.0')-O	Action #1
					690-SB-56 (3.0-4.0')-O	
					690-SB-67 (8.0-12')-O	
					690-SB-70 (8.0-11.5')-O	
					690-SB-72 (9.0-11.0')-O	
					690-SG-5 (8.0-12.0')-O	
					690-SB-28 (4.0-8.0')-O	
S3	7/1/10 12:17	2,4-Dimethylphenol	21.2	0.35	690-SG-5-O	Action #1
					690-SG-6-O	
					690-FIELD BLANK-O	
					690-MW-6 (8.3-10.3')-D	
					690-SG-5 (8.0-12.0')-D	

Action #1: Positive results are qualified "J", estimated and nondetected analytes as "UJ", estimated detection limit.

Continuing Calibration Verification (CCV)

Continuing calibration checks for the instruments used in the analysis of project samples fell within the method specific criteria, with the following exceptions:

Inst.	Date/ Time	Target Analyte(s)	%D	RRF	Affected Sample(s)	Corrective Action
S3	6/27/10 14:28	Phenol	-42.0	0.93	690-MW-5 (7.2-8.0')-O	Action #1
		Bis(2-chloroethyl)ether	-27.0	0.86	690-MW-6 (8.3-10.3')-O	Action #1
		2,2'-Oxybis(1-Chloropropane)	-35.4	0.90	690-SB-23 (4.0-6.0')-O 690-SB-56 (3.0-4.0')-O	Action #1
		Pentachlorophenol	38.0	0.09	690-SB-67 (8.0-12')-O 690-SB-70 (8.0-11.5')-O 690-SB-72 (9.0-11.0')-O 690-SG-5 (8.0-12.0')-O 690-SB-28 (4.0-8.0')-O	Action #1

Action #1: Positive results are qualified "J", estimated and nondetected analytes as "UJ", estimated detection limit.

Blank Sample Analysis

In accordance with cited USEPA guidelines, positive sample results should be reported unless the concentration of the compound in the project sample is less than or equal to 5 times (5X) the amount in any blank.

Target compounds were not identified in associated blank samples at a concentration above the MDL for organic parameter analyses.

System Monitoring/Surrogate Compound Recoveries

System monitoring/surrogate compound recoveries were within the laboratory specific criteria for the analysis of the project samples, with the following exceptions:

Aqueous

Surrogate		**Criteria (%)**
Nitrobenzene-d5	S01	40-110
2-Fluorobiphenyl	S02	50-110
Terphenyl-d14	S03	50-135
Phenol-d5	S04	10-115
2-Fluorophenol	S05	20-110
2,4,6-Tribromophenol	S06	40-125

Soil

Surrogate		Criteria (%)
Nitrobenzene-d5	S01	35-100
2-Fluorobiphenyl	S02	45-105
Terphenyl-d14	S03	30-125
Phenol-d5	S04	40-100
2-Fluorophenol	S05	35-105
2,4,6-Tribromophenol	S06	35-125

Project Sample ID	S01	S02	S03	S04	S05	S06	Positive Results	Non Detect (ND)
	%R	%R	%R	%R	%R	%R		
690-SG-6-O	75	61	**35**	74	81	80	J	UJ
690-SG-5-O	88	**36**	**33**	84	93	80	J	UJ
690-MW-6 (8.3-10.3')-O	45	50	70	**39**	50	72	J	UJ

If the surrogate percent recovery is greater than the upper acceptance limit, associated target analyte positive results are qualified "J", estimated and nondetected analytes should not be qualified. If the surrogate percent recovery is less than the lower acceptance limit, associated target analyte positive results are qualified "J", estimated and nondetected analytes are qualified "UJ", estimated detection limit. All SVOC target analytes in the identified project samples should be qualified as noted above.

Laboratory Control Sample (LCS) and Matrix Spike/Matrix Spike Duplicate (MS/MSD) Recoveries

LCS recoveries were within the method specific criteria, with the following exceptions:

LCS ID	Compound	QC Criteria	LCS %R	Affected Samples	Action
LCS-52583	Pentachlorophenol	25-120	126	690-MW-5 (7.2-8.0')-O 690-MW-6 (8.3-10.3')-O 690-SB-23 (4.0-6.0')-O 690-SB-56 (3.0-4.0')-O 690-SB-67 (8.0-12')-O 690-SB-70 (8.0-11.5')-O 690-SB-72 (9.0-11.0')-O 690-SG-5 (8.0-12.0')-O 690-SB-28 (4.0-8.0')-O	Action #1
LCS-52599	2-Nitroaniline 4-Nitroaniline 3,3'-Dichlorobenzidine	50-115 35-120 20-110	29 23 15	690-FIELD BLANK-O 690-SG-6-O 690-SG-5-O	Action #2 Action #2 Action #2

Action #1: Positive results are qualified "J", estimated and nondetected analytes should not be qualified.
Action #2: Positive results are qualified "J", estimated and nondetected analytes are qualified "UJ", estimated.

MS/MSD recovery data alone cannot be used to evaluate precision or accuracy of individual samples. Although the associated MS and MSD samples had VOC compounds with percent recoveries outside of the method specific criteria, due to the LCS recoveries being within the criteria, no qualification of the data is recommended.

Internal Standards (IS)

The calculated response of each IS compound fell within the QA/QC criteria. No qualification of the data is recommended.

Compound Quantitation

Compound quantitation is performed to ensure that reported quantitation results are accurate. No qualification of the data is recommended.

Data Qualifiers

Data qualifiers were assigned by the laboratory to the reported results to identify target analytes detected below the reporting limit (RL) but above the method detection limit (MDL), and/or when target analytes were detected in the associated method/preparation blank sample. Based on a spot check of the data qualifiers used, these flags appeared to be applied to the reported results in accordance with USEPA guidance. The "J" qualifier, which indicates an estimated value because the result was between the RL and MDL, was carried forward.

Pesticides

Preservation and Holding Time Compliance

Maximum allowable holding times for each parameter were measured from the time of sample collection to the time of sample preparation or analysis for each project sample. All project samples were found to be properly preserved or analyzed within the USEPA recommended maximum holding time without exception. No qualification of the data is recommended.

Gas Chromatography/Electron Capture Detector (GC/ECD) Instrument Performance Check

GC/ECD instrument performance checks for the instruments used in the analysis of project samples fell within method specific criteria without exception. No qualification of the data is recommended.

Initial Calibration Verification (ICV)

Initial calibration checks for the instruments used in the analysis of project samples fell within the method specific criteria without exception. No qualification of the data is recommended.

Continuing Calibration Verification (CCV)

The mid-point calibration INDC3GE run on 7/6/2010 at 13:58 had %Ds outside the method specified limits for endrin, 4,4'-DDT, and methoxychlor in Column 1, affecting samples 690-MW-6 (8.3-10.3')-D, 690-SG-5 (8.0-12.0')-D, 690-SB-28 (4.0-8.0')-O, and 690-MW-6 (8.3-10.3')-O. The %Ds for Column 2 were in compliance. The affected analytes were nondetected results in these samples. No qualification of the data is recommended.

Blank Sample Analysis

In accordance with cited USEPA guidelines, positive sample results should be reported unless the concentration of the compound in the project sample is less than or equal the amount in any blank. Target compounds were not identified in associated blank samples at a concentration above the MDL without exception. No qualification of the data is recommended.

System Monitoring/Surrogate Compound Recoveries

System monitoring/surrogate compound recoveries were within the laboratory specific criteria for the analysis of the project samples, with the following exceptions:

Aqueous

Surrogate		Criteria (%)
Tetrachloro-m-xylene	S01	25-140
Decachlorobiphenyl	S02	30-135

Soil

Surrogate		Criteria (%)
Tetrachloro-m-xylene	S01	14-113
Decachlorobiphenyl	S02	55-130

Project Sample ID	S01 Col. 1	S01 Col. 2	S02 Col. 1	S02 Col. 2	Positive Results	Non Detect (ND)
	%R	%R	%R	%R		
690-SG-5-O	72	96	**15**	**21**	J	UJ
690-SG-5 (8.0-12.0')-O	36	36	**37**	**35**	J	UJ

If the surrogate percent recovery is greater than the upper acceptance limit, associated target analyte positive results are qualified "J", estimated and nondetected analytes should not be qualified. If the surrogate percent recovery is less than the lower acceptance limit, associated target analyte positive results are qualified "J", estimated and nondetected analytes are qualified "UJ", estimated detection limit. All pesticide target analytes in the identified project samples should be qualified as noted above.

Laboratory Control Sample (LCS) and Matrix Spike/Matrix Spike Duplicate (MS/MSD) Recoveries

LCS recoveries were within the method specific criteria without exception. No qualification of the data is recommended.

MS/MSD recovery data alone cannot be used to evaluate precision or accuracy of individual samples. Although the associated MS and MSD samples had Pesticide compounds with percent recoveries outside of the method specific criteria, due to the LCS recoveries being within the criteria, no qualification of the data is recommended.

Target Compound Identification

Target compounds that were detected in the project samples were detected in both GC columns at comparable concentrations, ensuring that no interfering analytes are present, with the following exceptions. For sample 690-SG-5-O, the %D between the concentrations in the columns for beta-BHC was above the method specified limit. For sample 690-SG-5 (8.0-12.0')-O, the %D between the concentrations in the columns for delta-BHC was above the method specified limit. These results indicate the possible presence of interfering analytes. The lower of the column concentrations is reported for these analyte and the results are qualified as "J", estimated.

Compound Quantitation

Compound quantitation is performed to ensure that reported quantitation results are accurate. No qualification of the data is recommended.

PCBs

Preservation and Holding Time Compliance

Maximum allowable holding times for each parameter were measured from the time of sample collection to the time of sample preparation or analysis for each project sample. All project samples were found to be properly preserved or analyzed within the USEPA recommended maximum holding time without exception. No qualification of the data is recommended.

Initial Calibration Verification (ICV)

Initial calibration checks for the instruments used in the analysis of project samples fell within the method specific criteria without exception. No qualification of the data is recommended.

Continuing Calibration Verification (CCV)

Continuing calibration checks for the instruments used in the analysis of project samples fell within the method specific criteria without exception. No qualification of the data is recommended.

Blank Sample Analysis

In accordance with cited USEPA guidelines, positive sample results should be reported unless the concentration of the compound in the project sample is less than or equal the amount in any blank. Target compounds were not identified in associated blank samples at a concentration above the MDL without exception. No qualification of the data is recommended.

System Monitoring/Surrogate Compound Recoveries

System monitoring/surrogate compound recoveries were within the laboratory specific criteria for the analysis of the project samples, with the following exceptions:

Aqueous

Surrogate		**Criteria (%)**
Tetrachloro-m-xylene	S01	21-140
Decachlorobiphenyl	S02	40-135

Soil

Surrogate		**Criteria (%)**
Tetrachloro-m-xylene	S01	14-113
Decachlorobiphenyl	S02	55-130

Project Sample ID	S01 Col. 1	S01 Col. 2	S02 Col. 1	S02 Col. 2	Positive Results	Non Detect (ND)
	%R	%R	%R	%R		
690-SG-5-O	89	74	**33**	**25**	J	UJ
690-SG-5 (8.0-12.0')-O	83	99	**126**	102	J	No Qual
690-SB-28 (4.0-8.0')-O	107	98	**126**	103	J	No Qual

If the surrogate percent recovery is greater than the upper acceptance limit, associated target analyte positive results are qualified "J", estimated and nondetected analytes should not be qualified. If the surrogate percent recovery is less than the lower acceptance limit, associated target analyte positive results are qualified "J", estimated and nondetected analytes are qualified "UJ", estimated detection limit. All pesticide target analytes in the identified project samples should be qualified as noted above.

Laboratory Control Sample (LCS) and MS/MSD Recoveries

LCS recoveries were within the method specific criteria, with the following exceptions:

LCS ID	Compound	QC Criteria	LCS %R	Affected Samples	Action
LCS-52596	Aroclor-1260	60-130	131	690-MW-6 (8.3-10.3')-O 690-SG-5 (8.0-12.0')-O 690-SB-28 (4.0-8.0')-O	Action #1

Action #1: Positive results are qualified "J", estimated and nondetected analytes should not be qualified.

MS/MSD recoveries were within the method specific criteria without exception.

Target Compound Identification

Target compounds that were detected in the project samples were detected in both GC columns at comparable concentrations, ensuring no interfering analytes are present. No qualification of the data is recommended.

Compound Quantitation

Compound quantitation is performed to ensure that reported quantitation results are accurate. Compounds were quantitated correctly without exception.

Metals

Preservation and Holding Time Compliance

Maximum allowable holding times for each parameter were measured from the time of sample collection to the time of sample preparation or analysis for each project sample. All project samples were found to be properly preserved or analyzed within the USEPA recommended maximum holding time without exception. No qualification of the data is recommended.

Initial Calibration Verification (ICV)

Initial calibration checks for the instruments used in the analysis of project samples fell within the method specific criteria without exception. No qualification of the data is recommended.

Continuing Calibration Verification (CCV)

Continuing calibration checks for the instruments used in the analysis of project samples fell within the method specific criteria without exception. No qualification of the data is recommended.

Blank Sample Analysis

In accordance with cited USEPA guidelines, positive sample results should be reported unless the concentration of the compound in the project sample is less than or equal to 5 times (5X) the amount in the associated blank sample.

Target compounds were not identified in associated blank samples at a concentration above the MDL for metals analyses, with the following exceptions:

Blank	**Target Analyte(s)**	**Conc.**	**Affected Sample(s)**	**Flag sample results with a "U" if ≤ this value**
690-FIELD BLANK-O	Antimony Arsenic Calcium Chromium Potassium Sodium Zinc	4.7 ug/L 3.9 ug/L 254 ug/L 0.55 ug/L 65.6 ug/L 673 ug/L 16.8 ug/L	All Samples	23.5 ug/L 19.5 ug/L 1270 ug/L 2.75 ug/L 328 ug/L 3370 ug/L 84.0 ug/L

MB-52711	Aluminum	3.10 mg/kg	690-MW-6 (8.3-10.3')-D	15.5 mg/kg
	Antimony	0.28 mg/kg	690-SG-5 (8.0-12.0')-D	1.4 mg/kg
	Beryllium	0.002 mg/kg		0.01 mg/kg
	Cadmium	0.08 mg/kg		0.4 mg/kg
	Calcium	7.31 mg/kg		36.6 mg/kg
	Chromium	0.08 mg/kg		0.4 mg/kg
	Copper	0.56 mg/kg		2.8 mg/kg
	Magnesium	1.89 mg/kg		9.45 mg/kg
	Silver	0.08 mg/kg		0.4 mg/kg
	Zinc	0.79 mg/kg		3.95 mg/kg
	Sodium	0.97 mg/kg		4.85 mg/kg
MB-52676	Antimony	6.36 ug/L	690-SG-5-O	31.8 ug/L
	Calcium	92.5 ug/L	690-SG-6-O	463 ug/L
	Lead	2.52 ug/L	690-FIELD BLANK-O	12.6 ug/L
MB-52657	Arsenic	0.32 mg/kg	690-MW-5 (7.5-8.0')-O	1.6 mg/kg
	Calcium	9.34 mg/kg	690-MW-6 (8.3-10.3')-O	46.7 mg/kg
	Iron	2.87 mg/kg	690-SB-23 (4.0-6.0')-O	14.4 mg/kg
	Magnesium	2.98 mg/kg	690-SB-28 (4.0-8.0')-O	14.9 mg/kg
			690-SB-56 (3.0-4.0')-O	
			690-SB-70 (8.0-11.5')-O	
			690-SB-72 (9.0-11.0')-O	
			690-SG-5 (8.0-12.0')-O	

Note: Preparation Blank associated samples include all samples analyzed within the sample analytical batch.

Interference Check Sample Analysis

The interference check sample solution percent recoveries (%Rs) fell within the method required control limits without exception. No qualification of the data is recommended.

Laboratory Control Sample Analysis

The laboratory control sample (LCS) %Rs fell within the method required control limits without exception. No qualification of the data is recommended.

MS/MSD Analysis

The MS %Rs fell within the method required control limits (75-125%), with the following exceptions:

MS ID	Compound	MS %R	Affected Samples	Action
690-MW-6 (8.3-10.3')-O	Antimony	33	All Soil Samples	Action #1
	Barium	72		Action #1
	Cadmium	71		Action #1
	Chromium	74		Action #1
	Cobalt	71		Action #1
	Lead	70		Action #1
	Nickel	71		Action #1
	Selenium	62		Action #1
	Thallium	72		Action #1
	Zinc	63		Action #1
	Mercury	70		Action #1

Action #1: Positive results are qualified "J", estimated and nondetected analytes should be qualified "UJ", estimated detection limit.

Laboratory Duplicate Analysis

The laboratory duplicate percent differences (%Ds) fell within the method required control limits without exception. No qualification of the data is recommended.

ICP Serial Dilution Analysis

The ICP Serial Dilution %Ds fell within the method required control limits with the following exceptions. The ICP serial dilution performed on sample 690-MW-6 (8.3-10.3')-O had %Ds above the method required control limit for barium, beryllium, chromium, cobalt, lead, manganese, nickel, and vanadium. Positive results for the associated analytes in the soil samples were qualified as "J", estimated and nondetected results were qualified as "UJ", estimated detection limit.

Data Qualifiers

"B" data qualifiers were assigned by the laboratory to the reported results to identify target analytes detected below the reporting limit (RL) but above the method detection limit (MDL). Based on a spot check of the data qualifiers used, these flags appeared to be applied to the reported results in accordance with USEPA guidance. The "B" qualifier was changed to a "J" by the data reviewer, indicating that the result is estimated.

Compound Quantitation

Compound quantitation is performed to ensure that reported quantitation results are accurate. Compounds were quantitated correctly without exception.

Thorium

Preservation and Holding Time Compliance

Maximum allowable holding times for each parameter were measured from the time of sample collection to the time of sample preparation or analysis for each project sample. All project samples were found to be properly preserved or analyzed within the USEPA recommended maximum holding time without exception. No qualification of the data is recommended.

Blank Sample Analysis

In accordance with cited USEPA guidelines, positive sample results should be reported unless the concentration of the compound in the project sample is less than or equal to 5 times (5X) the amount in the associated blank sample.

Target compounds were not identified in associated blank samples at a concentration above the MDL for metals analyses, with the following exceptions:

Blank	Target Analyte(s)	Conc.	Affected Sample(s)	Flag sample results with a "U" if ≤ this value
BLK1	Thorium-232 Thorium-230	6.7E-02 1.4E-01	All Samples	3.4E-01 7.0E-01

Note: Preparation Blank associated samples include all samples analyzed within the sample analytical batch.

Laboratory Control Sample Analysis

The laboratory control sample (LCS) %Rs fell within the method required control limits without exception. No qualification of the data is recommended.

MS/MSD Analysis

The MS %Rs fell within the method required control limits without exception.

Laboratory Duplicate Analysis

The laboratory duplicate percent differences (%Ds) fell within the method required control limits without exception. No qualification of the data is recommended.

Compound Quantitation

Compound quantitation is performed to ensure that reported quantitation results are accurate. Compounds were quantitated correctly without exception.

Summary

The results presented in each report were found to be compliant with the data quality objectives for the project and usable. Based on our review, the usability of the data is 100%, with the few exceptions noted above.

1B - FORM I VOA-2

VOLATILE ORGANICS ANALYSIS DATA SHEET

EPA SAMPLE NO.

690-SG-5-O

Lab Name: MITKEM LABORATORIES Contract:

Lab Code: MITKEM Case No.: J1301 Mod. Ref No.: SDG No.: SJ1301

Matrix: (SOIL/SED/WATER) WATER Lab Sample ID: J1301-01A

Sample wt/vol: 5.00 (g/mL) ML Lab File ID: V2L7129.D

Level: (TRACE/LOW/MED) LOW Date Received: 06/24/2010

% Moisture: not dec. Date Analyzed: 07/01/2010

GC Column: DB-624 ID: 0.25 (mm) Dilution Factor: 10.0

Soil Extract Volume: (uL) Soil Aliquot Volume: (uL)

Purge Volume: 5.0 (mL)

CAS NO.	COMPOUND	CONCENTRATION UNITS: (ug/L or ug/Kg) ug/L	Q
74-87-3	Chloromethane	50	U J
75-01-4	Vinyl chloride	50	U
74-83-9	Bromomethane	50	U
75-00-3	Chloroethane	50	U
75-69-4	Trichlorofluoromethane	50	U
75-35-4	1,1-Dichloroethene	50	U
67-64-1	Acetone	50	U
75-15-0	Carbon disulfide	50	U
75-09-2	Methylene chloride	50	U
156-60-5	trans-1,2-Dichloroethene	50	U
1634-04-4	Methyl tert-butyl ether	50	U
75-34-3	1,1-Dichloroethane	50	U
108-05-4	Vinyl acetate	50	U
78-93-3	2-Butanone	50	U
156-59-2	cis-1,2-Dichloroethene	50	U
67-66-3	Chloroform	50	U
71-55-6	1,1,1-Trichloroethane	50	U
56-23-5	Carbon tetrachloride	50	U
107-06-2	1,2-Dichloroethane	50	U J
71-43-2	Benzene	66	J
79-01-6	Trichloroethene	50	U J
78-87-5	1,2-Dichloropropane	50	U
75-27-4	Bromodichloromethane	50	U
10061-01-5	cis-1,3-Dichloropropene	50	U
108-10-1	4-Methyl-2-pentanone	50	U
108-88-3	Toluene	33	J
10061-02-6	trans-1,3-Dichloropropene	50	U J
79-00-5	1,1,2-Trichloroethane	50	U
127-18-4	Tetrachloroethene	50	U
591-78-6	2-Hexanone	50	U
124-48-1	Dibromochloromethane	50	U
108-90-7	Chlorobenzene	50	U
100-41-4	Ethylbenzene	370	J
1330-20-7	m,p-Xylene	1800	J
95-47-6	o-Xylene	86	J

EGL 8/5/10

1B - FORM I VOA-2

VOLATILE ORGANICS ANALYSIS DATA SHEET

CLIENT SAMPLE NO.

690-SG-5-O

Lab Name: MITKEM LABORATORIES Contract:

Lab Code: MITKEM Case No.: J1301 Mod. Ref No.: SDG No.: SJ1301

Matrix: (SOIL/SED/WATER) WATER Lab Sample ID: J1301-01A

Sample wt/vol: 5.00 (g/mL) ML Lab File ID: V2L7129.D

Level: (TRACE/LOW/MED) LOW Date Received: 06/24/2010

% Moisture: not dec. Date Analyzed: 07/01/2010

GC Column: DB-624 ID: 0.25 (mm) Dilution Factor: 10.0

Soil Extract Volume: (uL) Soil Aliquot Volume: (uL)

Purge Volume: 5.0 (mL)

CAS NO.	COMPOUND	CONCENTRATION UNITS: (ug/L or ug/Kg) pG/L	Q
1330-20-7	Xylene (Total)	1900	J
100-42-5	Styrene	50	UJ
75-25-2	Bromoform	50	UJ
98-82-8	Isopropylbenzene	120	J
79-34-5	1,1,2,2-Tetrachloroethane	50	UJ
103-65-1	n-Propylbenzene	120	J
108-67-8	1,3,5-Trimethylbenzene	520	J
98-06-6	tert-Butylbenzene	50	UJ
95-63-6	1,2,4-Trimethylbenzene	1100	J
135-98-8	sec-Butylbenzene	50	UJ
99-87-6	4-Isopropyltoluene	50	U
541-73-1	1,3-Dichlorobenzene	50	U
106-46-7	1,4-Dichlorobenzene	50	U
104-51-8	n-Butylbenzene	23	J
95-50-1	1,2-Dichlorobenzene	50	UJ
91-20-3	Naphthalene	40	J
110-75-8	2-Chloroethyl vinyl ether	50	UJ

EGL 8/5/10

1J - FORM I VOA-TIC

VOLATILE ORGANICS ANALYSIS DATA SHEET

TENTATIVELY IDENTIFIED COMPOUNDS

CLIENT SAMPLE NO.

690-SG-5-O

Lab Name: MITKEM LABORATORIES Contract:

Lab Code: MITKEM Case No.: J1301 Mod. Ref No.: SDG No.: SJ1301

Matrix: (SOIL/SED/WATER) WATER Lab Sample ID: J1301-01A

Sample wt/vol: 5.00 (g/mL) ML Lab File ID: V2J7129.D

Level: (TRACE or LOW/MED) LOW Date Received: 06/24/2010

% Moisture: not dec. Date Analyzed: 07/01/2010

GC Column: DB-624 ID: 0.25 (mm) Dilution Factor: 10.0

Soil Extract Volume: (uL) Soil Aliquot Volume: (uL)

CONCENTRATION UNITS: (ug/L or ug/Kg) µG/L Purge Volume: 5.0 (mL)

	CAS NUMBER	COMPOUND NAME	RT	EST. CONC.	Q
01		Unknown-01	2.227	730	J
02		Unknown-02	2.792	2300	J
03	109-66-0	Pentane	3.085	2900	NJ
04	107-83-5	Pentane, 2-methyl-	4.132	960	NJ
05		Unknown-03	4.698	1100	J
06	763-29-1	1-Pentene, 2-methyl-	5.378	1700	NJ
07	110-82-7	Cyclohexane	6.121	1700	NJ
08		Unknown-04	6.760	980	J
09	108-87-2	Cyclohexane, methyl-	7.430	2700	NJ
10	591-47-9	Cyclohexene, 4-methyl-	8.498	570	NJ
11	620-14-4	Benzene, 1-ethyl-3-methyl-	12.403	650	NJ
	E96679E[1]	Total Alkanes	N/A		

[1] EPA-designated Registry Number.

1A - FORM I VOA-1

VOLATILE ORGANICS ANALYSIS DATA SHEET

CLIENT SAMPLE NO.

690-SG-6-O

Lab Name: MITKEM LABORATORIES Contract:

Lab Code: MITKEM Case No.: J1301 Mod. Ref No.: SDG No.: SJ1301

Matrix: (SOIL/SED/WATER) WATER Lab Sample ID: J1301-02A

Sample wt/vol: 5.00 (g/mL) ML Lab File ID: V2L7104.D

Level: (TRACE/LOW/MED) LOW Date Received: 06/24/2010

% Moisture: not dec. Date Analyzed: 06/30/2010

GC Column: DB-624 ID: 0.25 (mm) Dilution Factor: 1.0

Soil Extract Volume: (uL) Soil Aliquot Volume: (uL)

Purge Volume: 5.0 (mL)

CAS NO.	COMPOUND	CONCENTRATION UNITS: (ug/L or ug/Kg) µG/L	Q
74-87-3	Chloromethane	5.0	UJ
75-01-4	Vinyl chloride	5.0	U
74-83-9	Bromomethane	5.0	U
75-00-3	Chloroethane	5.0	U
75-69-4	Trichlorofluoromethane	5.0	U
75-35-4	1,1-Dichloroethene	5.0	U
67-64-1	Acetone	4.6	J
75-15-0	Carbon disulfide	5.0	UJ
75-09-2	Methylene chloride	5.0	U
156-60-5	trans-1,2-Dichloroethene	5.0	U
1634-04-4	Methyl tert-butyl ether	5.0	U
75-34-3	1,1-Dichloroethane	5.0	U
108-05-4	Vinyl acetate	5.0	U
78-93-3	2-Butanone	5.0	U
156-59-2	cis-1,2-Dichloroethene	5.0	U
67-66-3	Chloroform	5.0	U
71-55-6	1,1,1-Trichloroethane	5.0	U
56-23-5	Carbon tetrachloride	5.0	U
107-06-2	1,2-Dichloroethane	5.0	U
71-43-2	Benzene	1.7	J
79-01-6	Trichloroethene	5.0	UJ
78-87-5	1,2-Dichloropropane	5.0	U
75-27-4	Bromodichloromethane	5.0	U
10061-01-5	cis-1,3-Dichloropropene	5.0	U
108-10-1	4-Methyl-2-pentanone	5.0	U
108-88-3	Toluene	3.8	J
10061-02-6	trans-1,3-Dichloropropene	5.0	UJ
79-00-5	1,1,2-Trichloroethane	5.0	U
127-18-4	Tetrachloroethene	5.0	U
591-78-6	2-Hexanone	5.0	U
124-48-1	Dibromochloromethane	5.0	U
108-90-7	Chlorobenzene	5.0	U
100-41-4	Ethylbenzene	5.0	U
1330-20-7	m,p-Xylene	2.7	J
95-47-6	o-Xylene	5.0	UJ

EGL 8/5/10

0011

1B - FORM I VOA-2

VOLATILE ORGANICS ANALYSIS DATA SHEET

CLIENT SAMPLE NO.

690-SG-6-O

Lab Name: MITKEM LABORATORIES Contract:

Lab Code: MITKEM Case No.: J1301 Mod. Ref No.: SDG No.: SJ1301

Matrix: (SOIL/SED/WATER) WATER Lab Sample ID: J1301-02A

Sample wt/vol: 5.00 (g/mL) ML Lab File ID: V2L7104.D

Level: (TRACE/LOW/MED) LOW Date Received: 06/24/2010

% Moisture: not dec. Date Analyzed: 06/30/2010

GC Column: DB-624 ID: 0.25 (mm) Dilution Factor: 1.0

Soil Extract Volume: (uL) Soil Aliquot Volume: (uL)

Purge Volume: 5.0 (mL)

CAS NO.	COMPOUND	CONCENTRATION UNITS: (ug/L or ug/Kg) µG/L	Q
1330-20-7	Xylene (Total)	2.7	J
100-42-5	Styrene	5.0	UJ
75-25-2	Bromoform	5.0	U
98-82-8	Isopropylbenzene	5.0	U
79-34-5	1,1,2,2-Tetrachloroethane	5.0	U
103-65-1	n-Propylbenzene	5.0	U
108-67-8	1,3,5-Trimethylbenzene	5.0	U
98-06-6	tert-Butylbenzene	5.0	U
95-63-6	1,2,4-Trimethylbenzene	1.0	J
135-98-8	sec-Butylbenzene	5.0	UJ
99-87-6	4-Isopropyltoluene	5.0	U
541-73-1	1,3-Dichlorobenzene	5.0	U
106-46-7	1,4-Dichlorobenzene	5.0	U
104-51-8	n-Butylbenzene	5.0	U
95-50-1	1,2-Dichlorobenzene	5.0	U
91-20-3	Naphthalene	5.0	U
110-75-8	2-Chloroethyl vinyl ether	5.0	U

1J - FORM I VOA-TIC

VOLATILE ORGANICS ANALYSIS DATA SHEET

TENTATIVELY IDENTIFIED COMPOUNDS

CLIENT SAMPLE NO.

690-SG-6-O

Lab Name: MITKEM LABORATORIES Contract:

Lab Code: MITKEM Case No.: J1301 Mod. Ref No.: SDG No.: SJ1301

Matrix: (SOIL/SED/WATER) WATER Lab Sample ID: J1301-02A

Sample wt/vol: 5.00 (g/mL) ML Lab File ID: V2L7104.D

Level: (TRACE or LOW/MED) LOW Date Received: 06/24/2010

% Moisture: not dec. Date Analyzed: 06/30/2010

GC Column: DB-624 ID: 0.25 (mm) Dilution Factor: 1.0

Soil Extract Volume: (uL) Soil Aliquot Volume: (uL)

CONCENTRATION UNITS: (ug/L or ug/Kg) µG/L Purge Volume: 5.0 (mL)

CAS NUMBER	COMPOUND NAME	RT	EST. CONC.	Q
E966796[1]	Total Alkanes	N/A		

[1]EPA-designated Registry Number.

1A - FORM I VOA-1

VOLATILE ORGANICS ANALYSIS DATA SHEET

CLIENT SAMPLE NO.

690-MW-6
(8.3'-10.3')-O

Lab Name: MITKEM LABORATORIES Contract:

Lab Code: MITKEM Case No.: J1301 Mod. Ref No.: SDG No.: SJ1301

Matrix: (SOIL/SED/WATER) SOIL Lab Sample ID: J1301-04C

Sample wt/vol: 5.20 (g/mL) G Lab File ID: V1L4798.D

Level: (TRACE/LOW/MED) LOW Date Received: 06/24/2010

% Moisture: not dec. 17 Date Analyzed: 06/28/2010

GC Column: DB-624 ID: 0.25 (mm) Dilution Factor: 1.0

Soil Extract Volume: (uL) Soil Aliquot Volume: (uL)

Purge Volume: 10.0 (mL)

CAS NO.	COMPOUND	CONCENTRATION UNITS: (ug/L or ug/Kg) µG/KG	Q
74-87-3	Chloromethane	5.8	U
75-01-4	Vinyl chloride	5.8	U
74-83-9	Bromomethane	5.8	U
75-00-3	Chloroethane	5.8	U
75-69-4	Trichlorofluoromethane	5.8	U
75-35-4	1,1-Dichloroethene	5.8	U
67-64-1	Acetone	5.8	
75-15-0	Carbon disulfide	5.8	U
75-09-2	Methylene chloride	5.8	U
156-60-5	trans-1,2-Dichloroethene	5.8	U
1634-04-4	Methyl tert-butyl ether	5.8	U
75-34-3	1,1-Dichloroethane	5.8	U
108-05-4	Vinyl acetate	5.8	U
78-93-3	2-Butanone	5.8	U
156-59-2	cis-1,2-Dichloroethene	5.8	U
67-66-3	Chloroform	5.8	U
71-55-6	1,1,1-Trichloroethane	5.8	U
56-23-5	Carbon tetrachloride	5.8	U
107-06-2	1,2-Dichloroethane	5.8	U
71-43-2	Benzene	5.8	U
79-01-6	Trichloroethene	11	
78-87-5	1,2-Dichloropropane	5.8	U
75-27-4	Bromodichloromethane	5.8	U
10061-01-5	cis-1,3-Dichloropropene	5.8	U
108-10-1	4-Methyl-2-pentanone	5.8	U
108-88-3	Toluene	5.8	U
10061-02-6	trans-1,3-Dichloropropene	5.8	U
79-00-5	1,1,2-Trichloroethane	5.8	U
127-18-4	Tetrachloroethene	5.8	U
591-78-6	2-Hexanone	5.8	U
124-48-1	Dibromochloromethane	5.8	U
108-90-7	Chlorobenzene	5.8	U
100-41-4	Ethylbenzene	5.8	U
1330-20-7	m,p-Xylene	5.8	U
95-47-6	o-Xylene	5.8	U

EGL

8/5/10

1B - FORM I VOA-2

VOLATILE ORGANICS ANALYSIS DATA SHEET

CLIENT SAMPLE NO.

690-MW-6
(8.3'-10.3')-O

Lab Name: MITKEM LABORATORIES Contract:

Lab Code: MITKEM Case No.: J1301 Mod. Ref No.: SDG No.: SJ1301

Matrix: (SOIL/SED/WATER) SOIL Lab Sample ID: J1301-04C

Sample wt/vol: 5.20 (g/mL) G Lab File ID: V1L4798.D

Level: (TRACE/LOW/MED) LOW Date Received: 06/24/2010

% Moisture: not dec. 17 Date Analyzed: 06/28/2010

GC Column: DB-624 ID: 0.25 (mm) Dilution Factor: 1.0

Soil Extract Volume: (uL) Soil Aliquot Volume: (uL)

Purge Volume: 10.0 (mL)

CAS NO.	COMPOUND	CONCENTRATION UNITS: (ug/L or ug/Kg) µG/KG	Q
1330-20-7	Xylene (Total)	5.8	U
100-42-5	Styrene	5.8	U
75-25-2	Bromoform	5.8	U
98-82-8	Isopropylbenzene	5.8	U
79-34-5	1,1,2,2-Tetrachloroethane	5.8	U
103-65-1	n-Propylbenzene	5.8	U
108-67-8	1,3,5-Trimethylbenzene	5.8	U
98-06-6	tert-Butylbenzene	5.8	U
95-63-6	1,2,4-Trimethylbenzene	5.8	U
135-98-8	sec-Butylbenzene	5.8	U
99-87-6	4-Isopropyltoluene	5.8	U
541-73-1	1,3-Dichlorobenzene	5.8	U
106-46-7	1,4-Dichlorobenzene	5.8	U
104-51-8	n-Butylbenzene	5.8	U
95-50-1	1,2-Dichlorobenzene	5.8	U
91-20-3	Naphthalene	5.8	U
110-75-8	2-Chloroethyl vinyl ether	5.8	U

1J - FORM I VOA-TIC

VOLATILE ORGANICS ANALYSIS DATA SHEET

TENTATIVELY IDENTIFIED COMPOUNDS

CLIENT SAMPLE NO.

690-MW-6
(8.3'-10.3')-O

Lab Name: MITKEM LABORATORIES Contract:

Lab Code: MITKEM Case No.: J1301 Mod. Ref No.: SDG No.: SJ1301

Matrix: (SOIL/SED/WATER) SOIL Lab Sample ID: J1301-04C

Sample wt/vol: 5.20 (g/mL) G Lab File ID: V1L4798.D

Level: (TRACE or LOW/MED) LOW Date Received: 06/24/2010

% Moisture: not dec. 17 Date Analyzed: 06/28/2010

GC Column: DB-624 ID: 0.25 (mm) Dilution Factor: 1.0

Soil Extract Volume: (uL) Soil Aliquot Volume: (uL)

CONCENTRATION UNITS: (ug/L or ug/Kg) UG/KG Purge Volume: 10.0 (mL)

	CAS NUMBER	COMPOUND NAME	RT	EST. CONC.	Q
01		Unknown-01	11.924	8.7	J
	E966796[1]	Total Alkanes	N/A		

[1] EPA-designated Registry Number.

1A - FORM I VOA-1

VOLATILE ORGANICS ANALYSIS DATA SHEET

CLIENT SAMPLE NO.

690-SB-56
(3.0'-4.0')-D

Lab Name: MITKEM LABORATORIES Contract:

Lab Code: MITKEM Case No.: J1301 Mod. Ref No.: SDG No.: SJ1301

Matrix: (SOIL/SED/WATER) SOIL Lab Sample ID: J1301-07B

Sample wt/vol: 5.40 (g/mL) G Lab File ID: V1L4799.D

Level: (TRACE/LOW/MED) LOW Date Received: 06/24/2010

% Moisture: not dec. 8.0 Date Analyzed: 06/28/2010

GC Column: DB-624 ID: 0.25 (mm) Dilution Factor: 1.0

Soil Extract Volume: (uL) Soil Aliquot Volume: (uL)

Purge Volume: 10.0 (mL)

CAS NO.	COMPOUND	CONCENTRATION UNITS: (ug/L or ug/Kg) ug/KG	Q
74-87-3	Chloromethane	5.0	U
75-01-4	Vinyl chloride	5.0	U
74-83-9	Bromomethane	5.0	U
75-00-3	Chloroethane	5.0	U
75-69-4	Trichlorofluoromethane	5.0	U
75-35-4	1,1-Dichloroethene	5.0	U
67-64-1	Acetone	5.0	U
75-15-0	Carbon disulfide	1.2	J
75-09-2	Methylene chloride	5.0	U
156-60-5	trans-1,2-Dichloroethene	5.0	U
1634-04-4	Methyl tert-butyl ether	5.0	U
75-34-3	1,1-Dichloroethane	5.0	U
108-05-4	Vinyl acetate	5.0	U
78-93-3	2-Butanone	5.0	U
156-59-2	cis-1,2-Dichloroethene	3.7	J
67-66-3	Chloroform	5.0	U
71-55-6	1,1,1-Trichloroethane	5.0	U
56-23-5	Carbon tetrachloride	5.0	U
107-06-2	1,2-Dichloroethane	5.0	U
71-43-2	Benzene	5.0	U
79-01-6	Trichloroethene	7.2	
78-87-5	1,2-Dichloropropane	5.0	U
75-27-4	Bromodichloromethane	5.0	U
10061-01-5	cis-1,3-Dichloropropene	5.0	U
108-10-1	4-Methyl-2-pentanone	5.0	U
108-88-3	Toluene	5.0	U
10061-02-6	trans-1,3-Dichloropropene	5.0	U
79-00-5	1,1,2-Trichloroethane	5.0	U
127-18-4	Tetrachloroethene	5.0	U
591-78-6	2-Hexanone	5.0	U
124-48-1	Dibromochloromethane	5.0	U
108-90-7	Chlorobenzene	5.0	U
100-41-4	Ethylbenzene	5.0	U
1330-20-7	m,p-Xylene	5.0	U
95-47-6	o-Xylene	5.0	U

EGL
8/5/10
0021

1B - FORM I VOA-2

VOLATILE ORGANICS ANALYSIS DATA SHEET

CLIENT SAMPLE NO.

690-SB-56
(3.0'-4.0')-D

Lab Name: MITKEM LABORATORIES Contract:

Lab Code: MITKEM Case No.: J1301 Mod. Ref No.: SDG No.: SJ1301

Matrix: (SOIL/SED/WATER) SOIL Lab Sample ID: J1301-07B

Sample wt/vol: 5.40 (g/mL) G Lab File ID: V1L4799.D

Level: (TRACE/LOW/MED) LOW Date Received: 06/24/2010

% Moisture: not dec. 8.0 Date Analyzed: 06/28/2010

GC Column: DB-624 ID: 0.25 (mm) Dilution Factor: 1.0

Soil Extract Volume: (uL) Soil Aliquot Volume: (uL)

Purge Volume: 10.0 (mL)

CAS NO.	COMPOUND	CONCENTRATION UNITS: (ug/L or ug/Kg) pG/KG	Q
1330-20-7	Xylene (Total)	5.0	U
100-42-5	Styrene	5.0	U
75-25-2	Bromoform	5.0	U
98-82-8	Isopropylbenzene	5.0	U
79-34-5	1,1,2,2-Tetrachloroethane	5.0	U
103-65-1	n-Propylbenzene	5.0	U
108-67-8	1,3,5-Trimethylbenzene	5.0	U
98-06-6	tert-Butylbenzene	5.0	U
95-63-6	1,2,4-Trimethylbenzene	5.0	U
135-98-8	sec-Butylbenzene	5.0	U
99-87-6	4-Isopropyltoluene	5.0	U
541-73-1	1,3-Dichlorobenzene	5.0	U
106-46-7	1,4-Dichlorobenzene	5.0	U
104-51-8	n-Butylbenzene	5.0	U
95-50-1	1,2-Dichlorobenzene	5.0	U
91-20-3	Naphthalene	5.0	U
110-75-8	2-Chloroethyl vinyl ether	5.0	U

1J - FORM I VOA-TIC

VOLATILE ORGANICS ANALYSIS DATA SHEET

TENTATIVELY IDENTIFIED COMPOUNDS

CLIENT SAMPLE NO.

690-SB-56
(3.0'-4.0')-D

Lab Name: MITKEM LABORATORIES Contract:

Lab Code: MITKEM Case No.: J1301 Mod. Ref No.: SDG No.: SJ1301

Matrix: (SOIL/SED/WATER) SOIL Lab Sample ID: J1301-07B

Sample wt/vol: 5.40 (g/mL) G Lab File ID: V1L4799.D

Level: (TRACE or LOW/MED) LOW Date Received: 06/24/2010

% Moisture: not dec. 8.0 Date Analyzed: 06/28/2010

GC Column: DB-624 ID: 0.25 (mm) Dilution Factor: 1.0

Soil Extract Volume: (uL) Soil Aliquot Volume: (uL)

CONCENTRATION UNITS: (ug/L or ug/Kg) µG/KG Purge Volume: 10.0 (mL)

CAS NUMBER	COMPOUND NAME	RT	EST. CONC.	Q
E966796[1]	Total Alkanes	N/A		

[1] EPA-designated Registry Number.

1A - FORM I VOA-1

VOLATILE ORGANICS ANALYSIS DATA SHEET

CLIENT SAMPLE NO.

690-SB-67
(8.0'-12')-O

Lab Name: MITKEM LABORATORIES Contract:

Lab Code: MITKEM Case No.: J1301 Mod. Ref No.: SDG No.: SJ1301

Matrix: (SOIL/SED/WATER) SOIL Lab Sample ID: J1301-08B

Sample wt/vol: 5.30 (g/mL) G Lab File ID: V1L4800.D

Level: (TRACE/LOW/MED) LOW Date Received: 06/24/2010

% Moisture: not dec. 10 Date Analyzed: 06/28/2010

GC Column: DB-624 ID: 0.25 (mm) Dilution Factor: 1.0

Soil Extract Volume: (uL) Soil Aliquot Volume: (uL)

Purge Volume: 10.0 (mL)

CAS NO.	COMPOUND	CONCENTRATION UNITS: (ug/L or ug/Kg) UG/KG	Q
74-87-3	Chloromethane	1.2	J
75-01-4	Vinyl chloride	5.2	U
74-83-9	Bromomethane	5.2	U
75-00-3	Chloroethane	5.2	U
75-69-4	Trichlorofluoromethane	5.2	U
75-35-4	1,1-Dichloroethene	5.2	U
67-64-1	Acetone	5.0	J
75-15-0	Carbon disulfide	5.2	U
75-09-2	Methylene chloride	5.2	U
156-60-5	trans-1,2-Dichloroethene	5.2	U
1634-04-4	Methyl tert-butyl ether	5.2	U
75-34-3	1,1-Dichloroethane	5.2	U
108-05-4	Vinyl acetate	5.2	U
78-93-3	2-Butanone	5.2	U
156-59-2	cis-1,2-Dichloroethene	5.2	U
67-66-3	Chloroform	5.2	U
71-55-6	1,1,1-Trichloroethane	5.2	U
56-23-5	Carbon tetrachloride	5.2	U
107-06-2	1,2-Dichloroethane	5.2	U
71-43-2	Benzene	5.2	U
79-01-6	Trichloroethene	5.2	U
78-87-5	1,2-Dichloropropane	5.2	U
75-27-4	Bromodichloromethane	5.2	U
10061-01-5	cis-1,3-Dichloropropene	5.2	U
108-10-1	4-Methyl-2-pentanone	5.2	U
108-88-3	Toluene	5.2	U
10061-02-6	trans-1,3-Dichloropropene	5.2	U
79-00-5	1,1,2-Trichloroethane	5.2	U
127-18-4	Tetrachloroethene	5.2	U
591-78-6	2-Hexanone	5.2	U
124-48-1	Dibromochloromethane	5.2	U
108-90-7	Chlorobenzene	5.2	U
100-41-4	Ethylbenzene	5.2	U
1330-20-7	m,p-Xylene	5.2	U
95-47-6	o-Xylene	5.2	U

EGL
8/5/10

0021

1B - FORM I VOA-2

VOLATILE ORGANICS ANALYSIS DATA SHEET

CLIENT SAMPLE NO.

690-SB-67
(8.0'-12')-O

Lab Name: MITKEM LABORATORIES Contract:

Lab Code: MITKEM Case No.: J1301 Mod. Ref No.: SDG No.: SJ1301

Matrix: (SOIL/SED/WATER) SOIL Lab Sample ID: J1301-08B

Sample wt/vol: 5.30 (g/mL) G Lab File ID: V1L4800.D

Level: (TRACE/LOW/MED) LOW Date Received: 06/24/2010

% Moisture: not dec. 10 Date Analyzed: 06/28/2010

GC Column: DB-624 ID: 0.25 (mm) Dilution Factor: 1.0

Soil Extract Volume: (uL) Soil Aliquot Volume: (uL)

Purge Volume: 10.0 (mL)

CAS NO.	COMPOUND	CONCENTRATION UNITS: (ug/L or ug/Kg) µG/KG	Q
1330-20-7	Xylene (Total)	5.2	U
100-42-5	Styrene	5.2	U
75-25-2	Bromoform	5.2	U
98-82-8	Isopropylbenzene	5.2	U
79-34-5	1,1,2,2-Tetrachloroethane	5.2	U
103-65-1	n-Propylbenzene	5.2	U
108-67-8	1,3,5-Trimethylbenzene	5.2	U
98-06-6	tert-Butylbenzene	5.2	U
95-63-6	1,2,4-Trimethylbenzene	5.2	U
135-98-8	sec-Butylbenzene	5.2	U
99-87-6	4-Isopropyltoluene	5.2	U
541-73-1	1,3-Dichlorobenzene	5.2	U
106-46-7	1,4-Dichlorobenzene	5.2	U
104-51-8	n-Butylbenzene	5.2	U
95-50-1	1,2-Dichlorobenzene	5.2	U
91-20-3	Naphthalene	5.2	U
110-75-8	2-Chloroethyl vinyl ether	5.2	U

1J - FORM I VOA-TIC

VOLATILE ORGANICS ANALYSIS DATA SHEET

TENTATIVELY IDENTIFIED COMPOUNDS

CLIENT SAMPLE NO.

690-SB-67
(8.0'-12')-O

Lab Name: MITKEM LABORATORIES Contract:

Lab Code: MITKEM Case No.: J1301 Mod. Ref No.: SDG No.: SJ1301

Matrix: (SOIL/SED/WATER) SOIL Lab Sample ID: J1301-08B

Sample wt/vol: 5.30 (g/mL) G Lab File ID: V1J4800.D

Level: (TRACE or LOW/MED) LOW Date Received: 06/24/2010

% Moisture: not dec. 10 Date Analyzed: 06/28/2010

GC Column: DB-624 ID: 0.25 (mm) Dilution Factor: 1.0

Soil Extract Volume: (uL) Soil Aliquot Volume: (uL)

CONCENTRATION UNITS: (ug/L or ug/Kg) pG/KG Purge Volume: 10.0 (mL)

	CAS NUMBER	COMPOUND NAME	RT	EST. CONC.	Q
01	556-67-2	Cyclotetrasiloxane, octameth	11.932	5.8	NJ
	E96679€[1]	Total Alkanes	N/A		

[1]EPA-designated Registry Number.

1A - FORM I VOA-1

VOLATILE ORGANICS ANALYSIS DATA SHEET

CLIENT SAMPLE NO.

690-SB-70
(8.0'-11.5')-O

Lab Name: MITKEM LABORATORIES Contract:

Lab Code: MITKEM Case No.: J1301 Mod. Ref No.: SDG No.: SJ1301

Matrix: (SOIL/SED/WATER) SOIL Lab Sample ID: J1301-09B

Sample wt/vol: 5.40 (g/mL) G Lab File ID: V1L4801.D

Level: (TRACE/LOW/MED) LOW Date Received: 06/24/2010

% Moisture: not dec. 9.0 Date Analyzed: 06/29/2010

GC Column: DB-624 ID: 0.25 (mm) Dilution Factor: 1.0

Soil Extract Volume: (uL) Soil Aliquot Volume: (uL)

Purge Volume: 10.0 (mL)

CAS NO.	COMPOUND	CONCENTRATION UNITS: (ug/L or ug/Kg) µG/KG	Q
74-87-3	Chloromethane	1.5	J
75-01-4	Vinyl chloride	5.1	U
74-83-9	Bromomethane	5.1	U
75-00-3	Chloroethane	5.1	U
75-69-4	Trichlorofluoromethane	5.1	U
75-35-4	1,1-Dichloroethene	5.1	U
67-64-1	Acetone	5.1	U
75-15-0	Carbon disulfide	5.1	U
75-09-2	Methylene chloride	5.1	U
156-60-5	trans-1,2-Dichloroethene	5.1	U
1634-04-4	Methyl tert-butyl ether	5.1	U
75-34-3	1,1-Dichloroethane	5.1	U
108-05-4	Vinyl acetate	5.1	U
78-93-3	2-Butanone	5.1	U
156-59-2	cis-1,2-Dichloroethene	5.1	U
67-66-3	Chloroform	5.1	U
71-55-6	1,1,1-Trichloroethane	5.1	U
56-23-5	Carbon tetrachloride	5.1	U
107-06-2	1,2-Dichloroethane	5.1	U
71-43-2	Benzene	5.1	U
79-01-6	Trichloroethene	1.5	J
78-87-5	1,2-Dichloropropane	5.1	U
75-27-4	Bromodichloromethane	5.1	U
10061-01-5	cis-1,3-Dichloropropene	5.1	U
108-10-1	4-Methyl-2-pentanone	5.1	U
108-88-3	Toluene	5.1	U
10061-02-6	trans-1,3-Dichloropropene	5.1	U
79-00-5	1,1,2-Trichloroethane	5.1	U
127-18-4	Tetrachloroethene	5.1	U
591-78-6	2-Hexanone	5.1	U
124-48-1	Dibromochloromethane	5.1	U
108-90-7	Chlorobenzene	5.1	U
100-41-4	Ethylbenzene	5.1	U
1330-20-7	m,p-Xylene	5.1	U
95-47-6	o-Xylene	5.1	U

EGL 8/5/10

00027

1B - FORM I VOA-2

VOLATILE ORGANICS ANALYSIS DATA SHEET

CLIENT SAMPLE NO.

690-SB-70
(8.0'-11.5')-O

Lab Name: MITKEM LABORATORIES Contract:

Lab Code: MITKEM Case No.: J1301 Mod. Ref No.: SDG No.: SJ1301

Matrix: (SOIL/SED/WATER) SOIL Lab Sample ID: J1301-09B

Sample wt/vol: 5.40 (g/mL) G Lab File ID: V1L4801.D

Level: (TRACE/LOW/MED) LOW Date Received: 06/24/2010

% Moisture: not dec. 9.0 Date Analyzed: 06/29/2010

GC Column: DB-624 ID: 0.25 (mm) Dilution Factor: 1.0

Soil Extract Volume: (uL) Soil Aliquot Volume: (uL)

Purge Volume: 10.0 (mL)

CAS NO.	COMPOUND	CONCENTRATION UNITS: (ug/L or ug/Kg) UG/KG	Q
1330-20-7	Xylene (Total)	5.1	U
100-42-5	Styrene	5.1	U
75-25-2	Bromoform	5.1	U
98-82-8	Isopropylbenzene	5.1	U
79-34-5	1,1,2,2-Tetrachloroethane	5.1	U
103-65-1	n-Propylbenzene	5.1	U
108-67-8	1,3,5-Trimethylbenzene	5.1	U
98-06-6	tert-Butylbenzene	5.1	U
95-63-6	1,2,4-Trimethylbenzene	5.1	U
135-98-8	sec-Butylbenzene	5.1	U
99-87-6	4-Isopropyltoluene	5.1	U
541-73-1	1,3-Dichlorobenzene	5.1	U
106-46-7	1,4-Dichlorobenzene	5.1	U
104-51-8	n-Butylbenzene	5.1	U
95-50-1	1,2-Dichlorobenzene	5.1	U
91-20-3	Naphthalene	5.1	U
110-75-8	2-Chloroethyl vinyl ether	5.1	U

1J - FORM I VOA-TIC

VOLATILE ORGANICS ANALYSIS DATA SHEET

TENTATIVELY IDENTIFIED COMPOUNDS

CLIENT SAMPLE NO.

690-SB-70
(8.0'-11.5')-O

Lab Name: MITKEM LABORATORIES Contract:

Lab Code: MITKEM Case No.: J1301 Mod. Ref No.: SDG No.: SJ1301

Matrix: (SOIL/SED/WATER) SOIL Lab Sample ID: J1301-09B

Sample wt/vol: 5.40 (g/mL) G Lab File ID: V1L4801.D

Level: (TRACE or LOW/MED) LOW Date Received: 06/24/2010

% Moisture: not dec. 9.0 Date Analyzed: 06/29/2010

GC Column: DB-624 ID: 0.25 (mm) Dilution Factor: 1.0

Soil Extract Volume: (uL) Soil Aliquot Volume: (uL)

CONCENTRATION UNITS: (ug/L or ug/Kg) µG/KG Purge Volume: 10.0 (mL)

	CAS NUMBER	COMPOUND NAME	RT	EST. CONC.	Q
01	556-67-2	Cyclotetrasiloxane, octameth	11.927	7.5	NJ
	E966796[1]	Total Alkanes	N/A		

[1] EPA-designated Registry Number.

1A - FORM I VOA-1

VOLATILE ORGANICS ANALYSIS DATA SHEET

CLIENT SAMPLE NO.

690-SB-72
(9.0'-11.0')-O

Lab Name: MITKEM LABORATORIES Contract:

Lab Code: MITKEM Case No.: J1301 Mod. Ref No.: SDG No.: SJ1301

Matrix: (SOIL/SED/WATER) SOIL Lab Sample ID: J1301-10B

Sample wt/vol: 5.20 (g/mL) G Lab File ID: V1L4802.D

Level: (TRACE/LOW/MED) LOW Date Received: 06/24/2010

% Moisture: not dec. 9.0 Date Analyzed: 06/29/2010

GC Column: DB-624 ID: 0.25 (mm) Dilution Factor: 1.0

Soil Extract Volume: (uL) Soil Aliquot Volume: (uL)

Purge Volume: 10.0 (mL)

CAS NO.	COMPOUND	CONCENTRATION UNITS: (ug/L or ug/Kg) ug/KG	Q
74-87-3	Chloromethane	1.1	J
75-01-4	Vinyl chloride	5.3	U
74-83-9	Bromomethane	5.3	U
75-00-3	Chloroethane	5.3	U
75-69-4	Trichlorofluoromethane	5.3	U
75-35-4	1,1-Dichloroethene	5.3	U
67-64-1	Acetone	4.2	J
75-15-0	Carbon disulfide	5.3	U
75-09-2	Methylene chloride	5.3	U
156-60-5	trans-1,2-Dichloroethene	5.3	U
1634-04-4	Methyl tert-butyl ether	5.3	U
75-34-3	1,1-Dichloroethane	5.3	U
108-05-4	Vinyl acetate	5.3	U
78-93-3	2-Butanone	5.3	U
156-59-2	cis-1,2-Dichloroethene	5.3	U
67-66-3	Chloroform	5.3	U
71-55-6	1,1,1-Trichloroethane	5.3	U
56-23-5	Carbon tetrachloride	5.3	U
107-06-2	1,2-Dichloroethane	5.3	U
71-43-2	Benzene	5.3	U
79-01-6	Trichloroethene	51	
78-87-5	1,2-Dichloropropane	5.3	U
75-27-4	Bromodichloromethane	5.3	U
10061-01-5	cis-1,3-Dichloropropene	5.3	U
108-10-1	4-Methyl-2-pentanone	5.3	U
108-88-3	Toluene	5.3	U
10061-02-6	trans-1,3-Dichloropropene	5.3	U
79-00-5	1,1,2-Trichloroethane	5.3	U
127-18-4	Tetrachloroethene	5.3	U
591-78-6	2-Hexanone	5.3	U
124-48-1	Dibromochloromethane	5.3	U
108-90-7	Chlorobenzene	5.3	U
100-41-4	Ethylbenzene	5.3	U
1330-20-7	m,p-Xylene	5.3	U
95-47-6	o-Xylene	5.3	U

EGL 8/5/10

1B - FORM I VOA-2

VOLATILE ORGANICS ANALYSIS DATA SHEET

CLIENT SAMPLE NO.

690-SB-72
(9.0'-11.0')-O

Lab Name: MITKEM LABORATORIES Contract:

Lab Code: MITKEM Case No.: J1301 Mod. Ref No.: SDG No.: SJ1301

Matrix: (SOIL/SED/WATER) SOIL Lab Sample ID: J1301-10B

Sample wt/vol: 5.20 (g/mL) G Lab File ID: V1L4802.D

Level: (TRACE/LOW/MED) LOW Date Received: 06/24/2010

% Moisture: not dec. 9.0 Date Analyzed: 06/29/2010

GC Column: DB-624 ID: 0.25 (mm) Dilution Factor: 1.0

Soil Extract Volume: (uL) Soil Aliquot Volume: (uL)

Purge Volume: 10.0 (mL)

CAS NO.	COMPOUND	CONCENTRATION UNITS: (ug/L or ug/Kg) µG/KG	Q
1330-20-7	Xylene (Total)	5.3	U
100-42-5	Styrene	5.3	U
75-25-2	Bromoform	5.3	U
98-82-8	Isopropylbenzene	5.3	U
79-34-5	1,1,2,2-Tetrachloroethane	5.3	U
103-65-1	n-Propylbenzene	5.3	U
108-67-8	1,3,5-Trimethylbenzene	5.3	U
98-06-6	tert-Butylbenzene	5.3	U
95-63-6	1,2,4-Trimethylbenzene	5.3	U
135-98-8	sec-Butylbenzene	5.3	U
99-87-6	4-Isopropyltoluene	5.3	U
541-73-1	1,3-Dichlorobenzene	5.3	U
106-46-7	1,4-Dichlorobenzene	5.3	U
104-51-8	n-Butylbenzene	5.3	U
95-50-1	1,2-Dichlorobenzene	5.3	U
91-20-3	Naphthalene	5.3	U
110-75-8	2-Chloroethyl vinyl ether	5.3	U

1J - FORM I VOA-TIC

VOLATILE ORGANICS ANALYSIS DATA SHEET

TENTATIVELY IDENTIFIED COMPOUNDS

CLIENT SAMPLE NO.

690-SB-72
(9.0'-11.0')-O

Lab Name: MITKEM LABORATORIES Contract:

Lab Code: MITKEM Case No.: J1301 Mod. Ref No.: SDG No.: SJ1301

Matrix: (SOIL/SED/WATER) SOIL Lab Sample ID: J1301-10B

Sample wt/vol: 5.20 (g/mL) G Lab File ID: V1L4802.D

Level: (TRACE or LOW/MED) LOW Date Received: 06/24/2010

% Moisture: not dec. 9.0 Date Analyzed: 06/29/2010

GC Column: DB-624 ID: 0.25 (mm) Dilution Factor: 1.0

Soil Extract Volume: (uL) Soil Aliquot Volume: (uL)

CONCENTRATION UNITS: (ug/L or ug/Kg) µG/KG Purge Volume: 10.0 (mL)

CAS NUMBER	COMPOUND NAME	RT	EST. CONC.	Q
E966796[1]	Total Alkanes	N/A		

[1]EPA-designated Registry Number.

1A - FORM I VOA-1

VOLATILE ORGANICS ANALYSIS DATA SHEET

EPA SAMPLE NO.

690-SG-5
(8.0'-12.0')-O

Lab Name: MITKEM LABORATORIES Contract:

Lab Code: MITKEM Case No.: J1301 Mod. Ref No.: SDG No.: SJ1301

Matrix: (SOIL/SED/WATER) SOIL Lab Sample ID: J1301-11C

Sample wt/vol: 1.10 (g/mL) G Lab File ID: V1L4825.D

Level: (TRACE/LOW/MED) LOW Date Received: 06/24/2010

% Moisture: not dec. 10 Date Analyzed: 06/29/2010

GC Column: DB-624 ID: 0.25 (mm) Dilution Factor: 1.0

Soil Extract Volume: (uL) Soil Aliquot Volume: (uL)

Purge Volume: 10.0 (mL)

CAS NO.	COMPOUND	CONCENTRATION UNITS: (ug/L or ug/Kg) µG/KG	Q
74-87-3	Chloromethane	25	U
75-01-4	Vinyl chloride	25	UJ
74-83-9	Bromomethane	25	U
75-00-3	Chloroethane	25	U
75-69-4	Trichlorofluoromethane	25	U
75-35-4	1,1-Dichloroethene	25	U
67-64-1	Acetone	25	U
75-15-0	Carbon disulfide	25	U
75-09-2	Methylene chloride	25	U
156-60-5	trans-1,2-Dichloroethene	25	U
1634-04-4	Methyl tert-butyl ether	25	U
75-34-3	1,1-Dichloroethane	25	U
108-05-4	Vinyl acetate	25	U
78-93-3	2-Butanone	25	U
156-59-2	cis-1,2-Dichloroethene	25	U
67-66-3	Chloroform	25	U
71-55-6	1,1,1-Trichloroethane	25	U
56-23-5	Carbon tetrachloride	25	U
107-06-2	1,2-Dichloroethane	25	U
71-43-2	Benzene	25	U
79-01-6	Trichloroethene	25	U
78-87-5	1,2-Dichloropropane	25	U
75-27-4	Bromodichloromethane	25	U
10061-01-5	cis-1,3-Dichloropropene	25	U
108-10-1	4-Methyl-2-pentanone	25	U
108-88-3	Toluene	25	U
10061-02-6	trans-1,3-Dichloropropene	25	U
79-00-5	1,1,2-Trichloroethane	25	U
127-18-4	Tetrachloroethene	25	U
591-78-6	2-Hexanone	25	U
124-48-1	Dibromochloromethane	25	U
108-90-7	Chlorobenzene	25	U
100-41-4	Ethylbenzene	23	J
1330-20-7	m,p-Xylene	120	
95-47-6	o-Xylene	5.8	J

EGL 8/5/10

1B - FORM I VOA-2

VOLATILE ORGANICS ANALYSIS DATA SHEET

EPA SAMPLE NO.

690-SG-5
(8.0'-12.0')-O

Lab Name: MITKEM LABORATORIES Contract:

Lab Code: MITKEM Case No.: J1301 Mod. Ref No.: SDG No.: SJ1301

Matrix: (SOIL/SED/WATER) SOIL Lab Sample ID: J1301-11C

Sample wt/vol: 1.10 (g/mL) G Lab File ID: V1L4825.D

Level: (TRACE/LOW/MED) LOW Date Received: 06/24/2010

% Moisture: not dec. 10 Date Analyzed: 06/29/2010

GC Column: DB-624 ID: 0.25 (mm) Dilution Factor: 1.0

Soil Extract Volume: (uL) Soil Aliquot Volume: (uL)

Purge Volume: 10.0 (mL)

CAS NO.	COMPOUND	CONCENTRATION UNITS: (ug/L or ug/Kg) µG/KG	Q
1330-20-7	Xylene (Total)	120	
100-42-5	Styrene	25	U
75-25-2	Bromoform	25	U
98-82-8	Isopropylbenzene	15	J
79-34-5	1,1,2,2-Tetrachloroethane	25	U
103-65-1	n-Propylbenzene	24	J
108-67-8	1,3,5-Trimethylbenzene	93	
98-06-6	tert-Butylbenzene	25	U
95-63-6	1,2,4-Trimethylbenzene	180	
135-98-8	sec-Butylbenzene	25	U
99-87-6	4-Isopropyltoluene	11	J
541-73-1	1,3-Dichlorobenzene	25	U
106-46-7	1,4-Dichlorobenzene	25	U
104-51-8	n-Butylbenzene	10	J
95-50-1	1,2-Dichlorobenzene	25	U
91-20-3	Naphthalene	15	J
110-75-8	2-Chloroethyl vinyl ether	25	U

EGL 8/5/10

1J - FORM I VOA-TIC

VOLATILE ORGANICS ANALYSIS DATA SHEET

TENTATIVELY IDENTIFIED COMPOUNDS

EPA SAMPLE NO.

690-SG-5
(8.0'-12.0')-O

Lab Name: MITKEM LABORATORIES Contract:

Lab Code: MITKEM Case No.: J1301 Mod. Ref No.: SDG No.: SJ1301

Matrix: (SOIL/SED/WATER) SOIL Lab Sample ID: J1301-11C

Sample wt/vol: 1.10 (g/mL) G Lab File ID: V1L4825.D

Level: (TRACE or LOW/MED) LOW Date Received: 06/24/2010

% Moisture: not dec. 10 Date Analyzed: 06/29/2010

GC Column: DB-624 ID: 0.25 (mm) Dilution Factor: 1.0

Soil Extract Volume: (uL) Soil Aliquot Volume: (uL)

CONCENTRATION UNITS: (ug/L or ug/Kg) UG/KG Purge Volume: 10.0 (mL)

	CAS NUMBER	COMPOUND NAME	RT	EST. CONC.	Q
01	109-66-0	Pentane	2.821	88	NJ
02		Unknown-01	3.835	100	J
03		Unknown-02	4.397	150	J
04		Unknown-03	5.736	150	J
05	589-34-4	Hexane, 3-methyl-	5.933	110	NJ
06	108-87-2	Cyclohexane, methyl-	7.076	260	NJ
07	592-27-8	Heptane, 2-methyl-	7.815	120	NJ
08		Unknown-04	7.992	94	J
09	111-65-9	Octane	8.524	860	NJ
10		Unknown-05	9.844	480	J
11		Unknown-06	10.513	1100	J
	R966796[1]	Total Alkanes	N/A		

[1]EPA-designated Registry Number.

1A - FORM I VOA-1

VOLATILE ORGANICS ANALYSIS DATA SHEET

CLIENT SAMPLE NO.

690-SB-28
(4.0'-8.0')-O

Lab Name: MITKEM LABORATORIES Contract:

Lab Code: MITKEM Case No.: J1301 Mod. Ref No.: SDG No.: SJ1301

Matrix: (SOIL/SED/WATER) SOIL Lab Sample ID: J1301-12B

Sample wt/vol.: 5.40 (g/mL) G Lab File ID: V1L4804.D

Level: (TRACE/LOW/MED) LOW Date Received: 06/24/2010

% Moisture: not dec. 15 Date Analyzed: 06/29/2010

GC Column: DB-624 ID: 0.25 (mm) Dilution Factor: 1.0

Soil Extract Volume: (uL) Soil Aliquot Volume: (uL)

Purge Volume: 10.0 (mL)

CAS NO.	COMPOUND	CONCENTRATION UNITS: (ug/L or ug/Kg) µG/KG	Q
74-87-3	Chloromethane	5.4	U
75-01-4	Vinyl chloride	5.4	U
74-83-9	Bromomethane	5.4	U
75-00-3	Chloroethane	5.4	U
75-69-4	Trichlorofluoromethane	5.4	U
75-35-4	1,1-Dichloroethene	5.4	U
67-64-1	Acetone	4.6	J
75-15-0	Carbon disulfide	5.4	U
75-09-2	Methylene chloride	5.4	U
156-60-5	trans-1,2-Dichloroethene	5.4	U
1634-04-4	Methyl tert-butyl ether	5.4	U
75-34-3	1,1-Dichloroethane	5.4	U
108-05-4	Vinyl acetate	5.4	U
78-93-3	2-Butanone	5.4	U
156-59-2	cis-1,2-Dichloroethene	5.4	U
67-66-3	Chloroform	5.4	U
71-55-6	1,1,1-Trichloroethane	5.4	U
56-23-5	Carbon tetrachloride	5.4	U
107-06-2	1,2-Dichloroethane	5.4	U
71-43-2	Benzene	5.4	U
79-01-6	Trichloroethene	5.4	U
78-87-5	1,2-Dichloropropane	5.4	U
75-27-4	Bromodichloromethane	5.4	U
10061-01-5	cis-1,3-Dichloropropene	5.4	U
108-10-1	4-Methyl-2-pentanone	5.4	U
108-88-3	Toluene	5.4	U
10061-02-6	trans-1,3-Dichloropropene	5.4	U
79-00-5	1,1,2-Trichloroethane	5.4	U
127-18-4	Tetrachloroethene	5.4	U
591-78-6	2-Hexanone	5.4	U
124-48-1	Dibromochloromethane	5.4	U
108-90-7	Chlorobenzene	5.4	U
100-41-4	Ethylbenzene	5.4	U
1330-20-7	m,p-Xylene	5.4	U
95-47-6	o-Xylene	5.4	U

EGL 8/5/10

0035

1B - FORM I VOA-2

VOLATILE ORGANICS ANALYSIS DATA SHEET

CLIENT SAMPLE NO.

690-SB-28
(4.0'-8.0')-O

Lab Name: MITKEM LABORATORIES Contract:

Lab Code: MITKEM Case No.: J1301 Mod. Ref No.: SDG No.: SJ1301

Matrix: (SOIL/SED/WATER) SOIL Lab Sample ID: J1301-12B

Sample wt/vol: 5.40 (g/mL) G Lab File ID: V1L4804.D

Level: (TRACE/LOW/MED) LOW Date Received: 06/24/2010

% Moisture: not dec. 15 Date Analyzed: 06/29/2010

GC Column: DB-624 ID: 0.25 (mm) Dilution Factor: 1.0

Soil Extract Volume: (uL) Soil Aliquot Volume: (uL)

Purge Volume: 10.0 (mL)

CAS NO.	COMPOUND	CONCENTRATION UNITS: (ug/L or ug/Kg) µG/KG	Q
1330-20-7	Xylene (Total)	1.4	J
100-42-5	Styrene	5.4	U
75-25-2	Bromoform	5.4	U
98-82-8	Isopropylbenzene	5.4	U
79-34-5	1,1,2,2-Tetrachloroethane	5.4	U
103-65-1	n-Propylbenzene	5.4	U
108-67-8	1,3,5-Trimethylbenzene	5.4	U
98-06-6	tert-Butylbenzene	5.4	U
95-63-6	1,2,4-Trimethylbenzene	5.4	U
135-98-8	sec-Butylbenzene	5.4	U
99-87-6	4-Isopropyltoluene	5.4	U
541-73-1	1,3-Dichlorobenzene	5.4	U
106-46-7	1,4-Dichlorobenzene	5.4	U
104-51-8	n-Butylbenzene	5.4	U
95-50-1	1,2-Dichlorobenzene	5.4	U
91-20-3	Naphthalene	5.4	U
110-75-8	2-Chloroethyl vinyl ether	5.4	U

EGL

1J - FORM I VOA-TIC

VOLATILE ORGANICS ANALYSIS DATA SHEET

TENTATIVELY IDENTIFIED COMPOUNDS

CLIENT SAMPLE NO.

690-SB-28
(4.0'-8.0')-O

Lab Name: MITKEM LABORATORIES Contract:

Lab Code: MITKEM Case No.: J1301 Mod. Ref No.: SDG No.: SJ1301

Matrix: (SOIL/SED/WATER) SOIL Lab Sample ID: J1301-12B

Sample wt/vol: 5.40 (g/mL) G Lab File ID: VIL4804.D

Level: (TRACE or LOW/MED) LOW Date Received: 06/24/2010

% Moisture: not dec. 15 Date Analyzed: 06/29/2010

GC Column: DB-624 ID: 0.25 (mm) Dilution Factor: 1.0

Soil Extract Volume: (uL) Soil Aliquot Volume: (uL)

CONCENTRATION UNITS: (ug/L or ug/Kg) µG/KG Purge Volume: 10.0 (mL)

CAS NUMBER	COMPOUND NAME	RT	EST. CONC.	Q
E96679€[1]	Total Alkanes	N/A		

[1] EPA-designated Registry Number.

1A - FORM I VOA-1

VOLATILE ORGANICS ANALYSIS DATA SHEET

CLIENT SAMPLE NO.

690-FIELD BLANK-O

Lab Name: MITKEM LABORATORIES Contract:

Lab Code: MITKEM Case No.: J1301 Mod. Ref No.: SDG No.: SJ1301

Matrix: (SOIL/SED/WATER) WATER Lab Sample ID: J1301-13A

Sample wt/vol: 5.00 (g/mL) ML Lab File ID: V2L7100.D

Level: (TRACE/LOW/MED) LOW Date Received: 06/24/2010

% Moisture: not dec. Date Analyzed: 06/30/2010

GC Column: DB-624 ID: 0.25 (mm) Dilution Factor: 1.0

Soil Extract Volume: (uL) Soil Aliquot Volume: (uL)

Purge Volume: 5.0 (mL)

CAS NO.	COMPOUND	CONCENTRATION UNITS: (ug/L or ug/Kg) ug/L	Q
74-87-3	Chloromethane	5.0	U
75-01-4	Vinyl chloride	5.0	U
74-83-9	Bromomethane	5.0	U
75-00-3	Chloroethane	5.0	U
75-69-4	Trichlorofluoromethane	5.0	U
75-35-4	1,1-Dichloroethene	5.0	U
67-64-1	Acetone	5.0	U
75-15-0	Carbon disulfide	5.0	U
75-09-2	Methylene chloride	5.0	U
156-60-5	trans-1,2-Dichloroethene	5.0	U
1634-04-4	Methyl tert-butyl ether	5.0	U
75-34-3	1,1-Dichloroethane	5.0	U
108-05-4	Vinyl acetate	5.0	U
78-93-3	2-Butanone	5.0	U
156-59-2	cis-1,2-Dichloroethene	5.0	U
67-66-3	Chloroform	5.0	U
71-55-6	1,1,1-Trichloroethane	5.0	U
56-23-5	Carbon tetrachloride	5.0	U
107-06-2	1,2-Dichloroethane	5.0	U
71-43-2	Benzene	5.0	U
79-01-6	Trichloroethene	5.0	U
78-87-5	1,2-Dichloropropane	5.0	U
75-27-4	Bromodichloromethane	5.0	U
10061-01-5	cis-1,3-Dichloropropene	5.0	U
108-10-1	4-Methyl-2-pentanone	5.0	U
108-88-3	Toluene	5.0	U
10061-02-6	trans-1,3-Dichloropropene	5.0	U
79-00-5	1,1,2-Trichloroethane	5.0	U
127-18-4	Tetrachloroethene	5.0	U
591-78-6	2-Hexanone	5.0	U
124-48-1	Dibromochloromethane	5.0	U
108-90-7	Chlorobenzene	5.0	U
100-41-4	Ethylbenzene	5.0	U
1330-20-7	m,p-Xylene	5.0	U
95-47-6	o-Xylene	5.0	U

EGL 8/5/10

1B - FORM I VOA-2

VOLATILE ORGANICS ANALYSIS DATA SHEET

CLIENT SAMPLE NO.

690-FIELD BLANK-O

Lab Name: MITKEM LABORATORIES Contract:

Lab Code: MITKEM Case No.: J1301 Mod. Ref No.: SDG No.: SJ1301

Matrix: (SOIL/SED/WATER) WATER Lab Sample ID: J1301-13A

Sample wt/vol: 5.00 (g/mL) ML Lab File ID: V2L7100.D

Level: (TRACE/LOW/MED) LOW Date Received: 06/24/2010

% Moisture: not dec. Date Analyzed: 06/30/2010

GC Column: DB-624 ID: 0.25 (mm) Dilution Factor: 1.0

Soil Extract Volume: (uL) Soil Aliquot Volume: (uL)

Purge Volume: 5.0 (mL)

CAS NO.	COMPOUND	CONCENTRATION UNITS: (ug/L or ug/Kg) ug/L	Q
1330-20-7	Xylene (Total)	5.0	U
100-42-5	Styrene	5.0	U
75-25-2	Bromoform	5.0	U
98-82-8	Isopropylbenzene	5.0	U
79-34-5	1,1,2,2-Tetrachloroethane	5.0	U
103-65-1	n-Propylbenzene	5.0	U
108-67-8	1,3,5-Trimethylbenzene	5.0	U
98-06-6	tert-Butylbenzene	5.0	U
95-63-6	1,2,4-Trimethylbenzene	5.0	U
135-98-8	sec-Butylbenzene	5.0	U
99-87-6	4-Isopropyltoluene	5.0	U
541-73-1	1,3-Dichlorobenzene	5.0	U
106-46-7	1,4-Dichlorobenzene	5.0	U
104-51-8	n-Butylbenzene	5.0	U
95-50-1	1,2-Dichlorobenzene	5.0	U
91-20-3	Naphthalene	5.0	U
110-75-8	2-Chloroethyl vinyl ether	5.0	U

1J - FORM I VOA-TIC

VOLATILE ORGANICS ANALYSIS DATA SHEET

TENTATIVELY IDENTIFIED COMPOUNDS

CLIENT SAMPLE NO.

690-FIELD BLANK-O

Lab Name: MITKEM LABORATORIES Contract:

Lab Code: MITKEM Case No.: J1301 Mod. Ref No.: SDG No.: SJ1301

Matrix: (SOIL/SED/WATER) WATER Lab Sample ID: J1301-13A

Sample wt/vol: 5.00 (g/mL) ML Lab File ID: V2L7100.D

Level: (TRACE or LOW/MED) LOW Date Received: 06/24/2010

% Moisture: not dec. Date Analyzed: 06/30/2010

GC Column: DB-624 ID: 0.25 (mm) Dilution Factor: 1.0

Soil Extract Volume: (uL) Soil Aliquot Volume: (uL)

CONCENTRATION UNITS: (ug/L or ug/Kg) ug/L Purge Volume: 5.0 (mL)

CAS NUMBER	COMPOUND NAME	RT	EST. CONC.	Q
E966796[1]	Total Alkanes	N/A		

[1] EPA-designated Registry Number.

1A - FORM I VOA-1

VOLATILE ORGANICS ANALYSIS DATA SHEET

CLIENT SAMPLE NO.

690-TRIP BLANK-O

Lab Name: MITKEM LABORATORIES Contract:

Lab Code: MITKEM Case No.: J1301 Mod. Ref No.: SDG No.: SJ1301

Matrix: (SOIL/SED/WATER) WATER Lab Sample ID: J1301-14A

Sample wt/vol: 5.00 (g/mL) ML Lab File ID: V2L7101.D

Level: (TRACE/LOW/MED) LOW Date Received: 06/24/2010

% Moisture: not dec. Date Analyzed: 06/30/2010

GC Column: DB-624 ID: 0.25 (mm) Dilution Factor: 1.0

Soil Extract Volume: (uL) Soil Aliquot Volume: (uL)

Purge Volume: 5.0 (mL)

CAS NO.	COMPOUND	CONCENTRATION UNITS: (ug/L or ug/Kg) µG/L	Q
74-87-3	Chloromethane	5.0	UJ
75-01-4	Vinyl chloride	5.0	U
74-83-9	Bromomethane	5.0	U
75-00-3	Chloroethane	5.0	U
75-69-4	Trichlorofluoromethane	5.0	U
75-35-4	1,1-Dichloroethene	5.0	U
67-64-1	Acetone	5.0	U
75-15-0	Carbon disulfide	5.0	U
75-09-2	Methylene chloride	5.0	U
156-60-5	trans-1,2-Dichloroethene	5.0	U
1634-04-4	Methyl tert-butyl ether	5.0	U
75-34-3	1,1-Dichloroethane	5.0	U
108-05-4	Vinyl acetate	5.0	U
78-93-3	2-Butanone	5.0	U
156-59-2	cis-1,2-Dichloroethene	5.0	U
67-66-3	Chloroform	5.0	U
71-55-6	1,1,1-Trichloroethane	5.0	U
56-23-5	Carbon tetrachloride	5.0	U
107-06-2	1,2-Dichloroethane	5.0	U
71-43-2	Benzene	5.0	U
79-01-6	Trichloroethene	5.0	U
78-87-5	1,2-Dichloropropane	5.0	U
75-27-4	Bromodichloromethane	5.0	U
10061-01-5	cis-1,3-Dichloropropene	5.0	U
108-10-1	4-Methyl-2-pentanone	5.0	U
108-88-3	Toluene	5.0	U
10061-02-6	trans-1,3-Dichloropropene	5.0	U
79-00-5	1,1,2-Trichloroethane	5.0	U
127-18-4	Tetrachloroethene	5.0	U
591-78-6	2-Hexanone	5.0	U
124-48-1	Dibromochloromethane	5.0	U
108-90-7	Chlorobenzene	5.0	U
100-41-4	Ethylbenzene	5.0	U
1330-20-7	m,p-Xylene	5.0	U
95-47-6	o-Xylene	5.0	U

EGL 8/5/10

0042

1B - FORM I VOA-2

VOLATILE ORGANICS ANALYSIS DATA SHEET

CLIENT SAMPLE NO.

690-TRIP BLANK-O

Lab Name: MITKEM LABORATORIES Contract:

Lab Code: MITKEM Case No.: J1301 Mod. Ref No.: SDG No.: SJ1301

Matrix: (SOIL/SED/WATER) WATER Lab Sample ID: J1301-14A

Sample wt/vol: 5.00 (g/mL) ML Lab File ID: V2L7101.D

Level: (TRACE/LOW/MED) LOW Date Received: 06/24/2010

% Moisture: not dec. Date Analyzed: 06/30/2010

GC Column: DB-624 ID: 0.25 (mm) Dilution Factor: 1.0

Soil Extract Volume: (uL) Soil Aliquot Volume: (uL)

Purge Volume: 5.0 (mL)

CAS NO.	COMPOUND	CONCENTRATION UNITS: (ug/L or ug/Kg) µG/L	Q
1330-20-7	Xylene (Total)	5.0	UJ
100-42-5	Styrene	5.0	U
75-25-2	Bromoform	5.0	U
98-82-8	Isopropylbenzene	5.0	U
79-34-5	1,1,2,2-Tetrachloroethane	5.0	U
103-65-1	n-Propylbenzene	5.0	U
108-67-8	1,3,5-Trimethylbenzene	5.0	U
98-06-6	tert-Butylbenzene	5.0	U
95-63-6	1,2,4-Trimethylbenzene	5.0	U
135-98-8	sec-Butylbenzene	5.0	U
99-87-6	4-Isopropyltoluene	5.0	U
541-73-1	1,3-Dichlorobenzene	5.0	U
106-46-7	1,4-Dichlorobenzene	5.0	U
104-51-8	n-Butylbenzene	5.0	U
95-50-1	1,2-Dichlorobenzene	5.0	U
91-20-3	Naphthalene	5.0	U
110-75-8	2-Chloroethyl vinyl ether	5.0	U

EGL 8/5/10

1J - FORM I VOA-TIC

VOLATILE ORGANICS ANALYSIS DATA SHEET

TENTATIVELY IDENTIFIED COMPOUNDS

CLIENT SAMPLE NO.

690-TRIP BLANK-O

Lab Name: MITKEM LABORATORIES Contract:

Lab Code: MITKEM Case No.: J1301 Mod. Ref No.: SDG No.: SJ1301

Matrix: (SOIL/SED/WATER) WATER Lab Sample ID: J1301-14A

Sample wt/vol: 5.00 (g/mL) ML Lab File ID: V2L7101.D

Level: (TRACE or LOW/MED) LOW Date Received: 06/24/2010

% Moisture: not dec. Date Analyzed: 06/30/2010

GC Column: DB-624 ID: 0.25 (mm) Dilution Factor: 1.0

Soil Extract Volume: (uL) Soil Aliquot Volume: (uL)

CONCENTRATION UNITS: (ug/L or ug/Kg) pG/L Purge Volume: 5.0 (mL)

CAS NUMBER	COMPOUND NAME	RT	EST. CONC.	Q
E96679€[1]	Total Alkanes	N/A		

[1] EPA-designated Registry Number.

1A - FORM I VOA-1

VOLATILE ORGANICS ANALYSIS DATA SHEET

CLIENT SAMPLE NO.

690-MW-6
(8.3'-10.3')-D

Lab Name: MITKEM LABORATORIES Contract:

Lab Code: MITKEM Case No.: J1301 Mod. Ref No.: SDG No.: SJ1301

Matrix: (SOIL/SED/WATER) SOIL Lab Sample ID: J1301-15C

Sample wt/vol: 5.30 (g/mL) G Lab File ID: V1L4840.D

Level: (TRACE/LOW/MED) LOW Date Received: 06/24/2010

% Moisture: not dec. 13 Date Analyzed: 06/29/2010

GC Column: DB-624 ID: 0.25 (mm) Dilution Factor: 1.0

Soil Extract Volume: (uL) Soil Aliquot Volume: (uL)

Purge Volume: 10.0 (mL)

CAS NO.	COMPOUND	CONCENTRATION UNITS: (ug/L or ug/Kg) UG/KG	Q
74-87-3	Chloromethane	5.4	U
75-01-4	Vinyl chloride	5.4	UJ
74-83-9	Bromomethane	5.4	U
75-00-3	Chloroethane	5.4	U
75-69-4	Trichlorofluoromethane	5.4	U
75-35-4	1,1-Dichloroethene	5.4	U
67-64-1	Acetone	5.4	U
75-15-0	Carbon disulfide	5.4	U
75-09-2	Methylene chloride	5.4	U
156-60-5	trans-1,2-Dichloroethene	5.4	U
1634-04-4	Methyl tert-butyl ether	5.4	U
75-34-3	1,1-Dichloroethane	5.4	U
108-05-4	Vinyl acetate	5.4	U
78-93-3	2-Butanone	5.4	U
156-59-2	cis-1,2-Dichloroethene	5.4	U
67-66-3	Chloroform	5.4	U
71-55-6	1,1,1-Trichloroethane	5.4	U
56-23-5	Carbon tetrachloride	5.4	U
107-06-2	1,2-Dichloroethane	5.4	U
71-43-2	Benzene	5.4	U
79-01-6	Trichloroethene	5.4	U
78-87-5	1,2-Dichloropropane	5.4	U
75-27-4	Bromodichloromethane	5.4	U
10061-01-5	cis-1,3-Dichloropropene	5.4	U
108-10-1	4-Methyl-2-pentanone	5.4	U
108-88-3	Toluene	5.4	U
10061-02-6	trans-1,3-Dichloropropene	5.4	U
79-00-5	1,1,2-Trichloroethane	5.4	U
127-18-4	Tetrachloroethene	5.4	U
591-78-6	2-Hexanone	5.4	U
124-48-1	Dibromochloromethane	5.4	U
108-90-7	Chlorobenzene	5.4	U
100-41-4	Ethylbenzene	5.4	U
1330-20-7	m,p-Xylene	5.4	U
95-47-6	o-Xylene	5.4	U

EGL 8/5/10

1B - FORM I VOA-2

VOLATILE ORGANICS ANALYSIS DATA SHEET

CLIENT SAMPLE NO.

690-MW-6
(8.3'-10.3')-D

Lab Name: MITKEM LABORATORIES Contract:

Lab Code: MITKEM Case No.: J1301 Mod. Ref No.: SDG No.: SJ1301

Matrix: (SOIL/SED/WATER) SOIL Lab Sample ID: J1301-15C

Sample wt/vol: 5.30 (g/mL) G Lab File ID: V1L4840.D

Level: (TRACE/LOW/MED) LOW Date Received: 06/24/2010

% Moisture: not dec. 13 Date Analyzed: 06/29/2010

GC Column: DB-624 ID: 0.25 (mm) Dilution Factor: 1.0

Soil Extract Volume: (uL) Soil Aliquot Volume: (uL)

Purge Volume: 10.0 (mL)

CAS NO.	COMPOUND	CONCENTRATION UNITS: (ug/L or ug/Kg) ug/KG	Q
1330-20-7	Xylene (Total)	5.4	U
100-42-5	Styrene	5.4	U
75-25-2	Bromoform	5.4	U
98-82-8	Isopropylbenzene	5.4	U
79-34-5	1,1,2,2-Tetrachloroethane	5.4	U
103-65-1	n-Propylbenzene	5.4	U
108-67-8	1,3,5-Trimethylbenzene	5.4	U
98-06-6	tert-Butylbenzene	5.4	U
95-63-6	1,2,4-Trimethylbenzene	5.4	U
135-98-8	sec-Butylbenzene	5.4	U
99-87-6	4-Isopropyltoluene	5.4	U
541-73-1	1,3-Dichlorobenzene	5.4	U
106-46-7	1,4-Dichlorobenzene	5.4	U
104-51-8	n-Butylbenzene	5.4	U
95-50-1	1,2-Dichlorobenzene	5.4	U
91-20-3	Naphthalene	5.4	U
110-75-8	2-Chloroethyl vinyl ether	5.4	U

EGL 8/5/10

1J - FORM I VOA-TIC

VOLATILE ORGANICS ANALYSIS DATA SHEET

TENTATIVELY IDENTIFIED COMPOUNDS

CLIENT SAMPLE NO.

690-MW-6
(8.3'-10.3')-D

Lab Name: MITKEM LABORATORIES Contract:

Lab Code: MITKEM Case No.: J1301 Mod. Ref No.: SDG No.: SJ1301

Matrix: (SOIL/SED/WATER) SOIL Lab Sample ID: J1301-15C

Sample wt/vol: 5.30 (g/mL) G Lab File ID: V1L4840.D

Level: (TRACE or LOW/MED) LOW Date Received: 06/24/2010

% Moisture: not dec. 13 Date Analyzed: 06/29/2010

GC Column: DB-624 ID: 0.25 (mm) Dilution Factor: 1.0

Soil Extract Volume: (uL) Soil Aliquot Volume: (uL)

CONCENTRATION UNITS: (ug/L or ug/Kg) µG/KG Purge Volume: 10.0 (mL)

CAS NUMBER	COMPOUND NAME	RT	EST. CONC.	Q
E966796[1]	Total Alkanes	N/A		

[1] EPA-designated Registry Number.

1A - FORM I VOA-1

VOLATILE ORGANICS ANALYSIS DATA SHEET

EPA SAMPLE NO.

690-SG-5
(8.0'-12.0')-D

Lab Name: MITKEM LABORATORIES Contract:

Lab Code: MITKEM Case No.: J1301 Mod. Ref No.: SDG No.: SJ1301

Matrix: (SOIL/SED/WATER) SOIL Lab Sample ID: J1301-16C

Sample wt/vol: 1.50 (g/mL) G Lab File ID: V1L4841.D

Level: (TRACE/LOW/MED) LOW Date Received: 06/24/2010

% Moisture: not dec. 12 Date Analyzed: 06/29/2010

GC Column: DB-624 ID: 0.25 (mm) Dilution Factor: 1.0

Soil Extract Volume: (uL) Soil Aliquot Volume: (uL)

Purge Volume: 10.0 (mL)

CAS NO.	COMPOUND	CONCENTRATION UNITS: (ug/L or ug/Kg) µG/KG	Q
74-87-3	Chloromethane	19	U
75-01-4	Vinyl chloride	19	UJ
74-83-9	Bromomethane	19	U
75-00-3	Chloroethane	19	U
75-69-4	Trichlorofluoromethane	19	U
75-35-4	1,1-Dichloroethene	19	U
67-64-1	Acetone	19	U
75-15-0	Carbon disulfide	7.8	J
75-09-2	Methylene chloride	19	U
156-60-5	trans-1,2-Dichloroethene	19	U
1634-04-4	Methyl tert-butyl ether	19	U
75-34-3	1,1-Dichloroethane	19	U
108-05-4	Vinyl acetate	19	U
78-93-3	2-Butanone	19	U
156-59-2	cis-1,2-Dichloroethene	19	U
67-66-3	Chloroform	19	U
71-55-6	1,1,1-Trichloroethane	19	U
56-23-5	Carbon tetrachloride	19	U
107-06-2	1,2-Dichloroethane	19	U
71-43-2	Benzene	19	U
79-01-6	Trichloroethene	19	U
78-87-5	1,2-Dichloropropane	19	U
75-27-4	Bromodichloromethane	19	U
10061-01-5	cis-1,3-Dichloropropene	19	U
108-10-1	4-Methyl-2-pentanone	19	U
108-88-3	Toluene	8.9	J
10061-02-6	trans-1,3-Dichloropropene	19	U
79-00-5	1,1,2-Trichloroethane	19	U
127-18-4	Tetrachloroethene	19	U
591-78-6	2-Hexanone	19	U
124-48-1	Dibromochloromethane	19	U
108-90-7	Chlorobenzene	19	U
100-41-4	Ethylbenzene	150	J
1330-20-7	m,p-Xylene	760	J
95-47-6	o-Xylene	34	J

EGL 8/5/10

1B - FORM I VOA-2

VOLATILE ORGANICS ANALYSIS DATA SHEET

EPA SAMPLE NO.

690-SG-5
(8.0'-12.0')-D

Lab Name: MITKEM LABORATORIES Contract:

Lab Code: MITKEM Case No.: J1301 Mod. Ref No.: SDG No.: SJ1301

Matrix: (SOIL/SED/WATER) SOIL Lab Sample ID: J1301-16C

Sample wt/vol: 1.50 (g/mL) G Lab File ID: V1L4841.D

Level: (TRACE/LOW/MED) LOW Date Received: 06/24/2010

% Moisture: not dec. 12 Date Analyzed: 06/29/2010

GC Column: DB-624 ID: 0.25 (mm) Dilution Factor: 1.0

Soil Extract Volume: (uL) Soil Aliquot Volume: (uL)

Purge Volume: 10.0 (mL)

CAS NO.	COMPOUND	CONCENTRATION UNITS: (ug/L or ug/Kg) µG/KG	Q
1330-20-7	Xylene (Total)	790	J
100-42-5	Styrene	19	U
75-25-2	Bromoform	19	U
98-82-8	Isopropylbenzene	87	J
79-34-5	1,1,2,2-Tetrachloroethane	19	U
103-65-1	n-Propylbenzene	110	J
108-67-8	1,3,5-Trimethylbenzene	400	J
98-06-6	tert-Butylbenzene	98	J
95-63-6	1,2,4-Trimethylbenzene	750	J
135-98-8	sec-Butylbenzene	13	J
99-87-6	4-Isopropyltoluene	28	J
541-73-1	1,3-Dichlorobenzene	19	U
106-46-7	1,4-Dichlorobenzene	19	U
104-51-8	n-Butylbenzene	24	J
95-50-1	1,2-Dichlorobenzene	19	U
91-20-3	Naphthalene	39	J
110-75-8	2-Chloroethyl vinyl ether	19	U

EGL 8/5/10

1J - FORM I VOA-TIC

VOLATILE ORGANICS ANALYSIS DATA SHEET

TENTATIVELY IDENTIFIED COMPOUNDS

EPA SAMPLE NO.

690-SG-5
(8.0'-12.0')-D

Lab Name: MITKEM LABORATORIES Contract:

Lab Code: MITKEM Case No.: J1301 Mod. Ref No.: SDG No.: SJ1301

Matrix: (SOIL/SED/WATER) SOIL Lab Sample ID: J1301-16C

Sample wt/vol: 1.50 (g/mL) G Lab File ID: V1L4841.D

Level: (TRACE or LOW/MED) LOW Date Received: 06/24/2010

% Moisture: not dec. 12 Date Analyzed: 06/29/2010

GC Column: DB-624 ID: 0.25 (mm) Dilution Factor: 1.0

Soil Extract Volume: (uL) Soil Aliquot Volume: (uL)

CONCENTRATION UNITS: (ug/L or ug/Kg) µG/KG Purge Volume: 10.0 (mL)

	CAS NUMBER	COMPOUND NAME	RT	EST. CONC.	Q
01		Unknown-01	2.535	140	J
02		Unknown-02	2.820	350	J
03	107-83-5	Pentane, 2-methyl-	3.845	210	NJ
04	96-14-0	Pentane, 3-methyl-	4.111	84	NJ
05	110-54-3	Hexane	4.406	260	NJ
06	96-37-7	Cyclopentane, methyl-	5.056	200	NJ
07	110-82-7	Cyclohexane	5.785	220	NJ
08	872-56-0	Isopropylcyclobutane	6.258	120	NJ
09	108-87-2	Cyclohexane, methyl-	7.085	350	NJ
10	624-29-3	Cyclohexane, 1,4-dimethyl-,	8.248	150	NJ
11	111-65-9	Octane	8.543	1600	NJ
	E96679[1]	Total Alkanes	N/A		

[1]EPA-designated Registry Number.

1D - FORM I SV-1

SEMIVOLATILE ORGANICS ANALYSIS DATA SHEET

CLIENT SAMPLE NO.

690-SG-5-O

Lab Name: MITKEM LABORATORIES Contract:

Lab Code: MITKEM Case No.: J1301 Mod. Ref No.: SDG No.: SJ1301

Matrix: (SOIL/SED/WATER) WATER Lab Sample ID: J1301-01B

Sample wt/vol: 1000 (g/mL) ML Lab File ID: S3G6340.D

Level: (LOW/MED) LOW Extraction: (Type) CONT

% Moisture: Decanted: (Y/N) Date Received: 06/24/2010

Concentrated Extract Volume: 1000 (uL) Date Extracted: 06/25/2010

Injection Volume: 1.0 (uL) GPC Factor: 1.00 Date Analyzed: 07/03/2010

GPC Cleanup: (Y/N) N pH: Dilution Factor: 1.0

CAS NO.	COMPOUND	CONCENTRATION UNITS: (ug/L or ug/Kg) ug/L	Q
108-95-2	Phenol	10	UJ
111-44-4	Bis(2-chloroethyl)ether	10	U
95-57-8	2-Chlorophenol	10	U
541-73-1	1,3-Dichlorobenzene	10	U
106-46-7	1,4-Dichlorobenzene	10	U
95-50-1	1,2-Dichlorobenzene	10	U
95-48-7	2-Methylphenol	10	U
108-60-1	2,2'-oxybis(1-Chloropropane)	10	U
106-44-5	4-Methylphenol	10	U
621-64-7	N-Nitroso-di-n-propylamine	10	U
67-72-1	Hexachloroethane	10	U
98-95-3	Nitrobenzene	10	U
78-59-1	Isophorone	10	U
88-75-5	2-Nitrophenol	10	U
105-67-9	2,4-Dimethylphenol	6.9	J
120-83-2	2,4-Dichlorophenol	10	UJ
120-82-1	1,2,4-Trichlorobenzene	10	UJ
91-20-3	Naphthalene	24	J
106-47-8	4-Chloroaniline	10	UJ
111-91-1	Bis(2-chloroethoxy)methane	10	U
87-68-3	Hexachlorobutadiene	10	U
59-50-7	4-Chloro-3-methylphenol	10	U
91-57-6	2-Methylnaphthalene	3.5	J
77-47-4	Hexachlorocyclopentadiene	10	UJ
88-06-2	2,4,6-Trichlorophenol	10	U
95-95-4	2,4,5-Trichlorophenol	20	U
91-58-7	2-Chloronaphthalene	10	U
88-74-4	2-Nitroaniline	20	U
131-11-3	Dimethylphthalate	10	U
208-96-8	Acenaphthylene	10	U
606-20-2	2,6-Dinitrotoluene	10	U
99-09-2	3-Nitroaniline	20	U
83-32-9	Acenaphthene	10	U
51-28-5	2,4-Dinitrophenol	20	U
100-02-7	4-Nitrophenol	20	U
132-64-9	Dibenzofuran	10	U

EGL 8/5/10

0061

1E - FORM I SV-2

SEMIVOLATILE ORGANICS ANALYSIS DATA SHEET

CLIENT SAMPLE NO.

690-SG-5-O

Lab Name: MITKEM LABORATORIES Contract:

Lab Code: MITKEM Case No.: J1301 Mod. Ref No.: SDG No.: SJ1301

Matrix: (SOIL/SED/WATER) WATER Lab Sample ID: J1301-01B

Sample wt/vol: 1000 (g/mL) ML Lab File ID: S3G6340.D

Level: (LOW/MED) LOW Extraction: (Type) CONT

% Moisture: Decanted: (Y/N) Date Received: 06/24/2010

Concentrated Extract Volume: 1000 (uL) Date Extracted: 06/25/2010

Injection Volume: 1.0 (uL) GPC Factor: 1.00 Date Analyzed: 07/03/2010

GPC Cleanup: (Y/N) N pH: Dilution Factor: 1.0

CAS NO.	COMPOUND	CONCENTRATION UNITS: (ug/L or ug/Kg) µG/L	Q
121-14-2	2,4-Dinitrotoluene	10	UJ
84-66-2	Diethylphthalate	10	U
7005-72-3	4-Chlorophenyl-phenylether	10	U
86-73-7	Fluorene	10	U
100-01-6	4-Nitroaniline	20	U
534-52-1	4,6-Dinitro-2-methylphenol	20	U
86-30-6	N-Nitrosodiphenylamine	10	U
101-55-3	4-Bromophenyl-phenylether	10	U
118-74-1	Hexachlorobenzene	10	U
87-86-5	Pentachlorophenol	20	U
85-01-8	Phenanthrene	10	U
120-12-7	Anthracene	10	U
86-74-8	Carbazole	10	U
84-74-2	Di-n-butylphthalate	10	U
206-44-0	Fluoranthene	10	U
129-00-0	Pyrene	10	U
85-68-7	Butylbenzylphthalate	10	U
91-94-1	3,3'-Dichlorobenzidine	10	U
56-55-3	Benzo(a)anthracene	10	U
218-01-9	Chrysene	10	U
117-81-7	Bis(2-ethylhexyl)phthalate	10	U
117-84-0	Di-n-octylphthalate	10	U
205-99-2	Benzo(b)fluoranthene	10	U
207-08-9	Benzo(k)fluoranthene	10	U
50-32-8	Benzo(a)pyrene	10	U
193-39-5	Indeno(1,2,3-cd)pyrene	10	U
53-70-3	Dibenzo(a,h)anthracene	10	U
191-24-2	Benzo(g,h,i)perylene	10	U

EGL

1K - FORM I SV-TIC

SEMIVOLATILE ORGANICS ANALYSIS DATA SHEET

TENTATIVELY IDENTIFIED COMPOUNDS

CLIENT SAMPLE NO.

690-SG-5-O

Lab Name: MITKEM LABORATORIES Contract:

Lab Code: MITKEM Case No.: J1301 Mod. Ref No.: SDG No.: SJ1301

Matrix: (SOIL/SED/WATER) WATER Lab Sample ID: J1301-01B

Sample wt/vol: 1000 (g/mL) ML Lab File ID: S3G6340.D

Level: (TRACE or LOW/MED) LOW Extraction: (Type) CONT

% Moisture: Decanted: (Y/N) Date Received: 06/24/2010

Concentrated Extract Volume: 1000 (uL) Date Extracted: 06/25/2010

Injection Volume: 1.0 (uL) GPC Factor: 1.00 Date Analyzed: 07/03/2010

GPC Cleanup: (Y/N) N pH: Dilution Factor: 1.0

CONCENTRATION UNITS: (ug/L or ug/Kg) pG/L

	CAS NUMBER	COMPOUND NAME	RT	EST. CONC.	Q
01		Unknown-01	2.375	110	J
02		Unknown-02	2.439	110	J
03	620-14-4	Benzene, 1-ethyl-3-methyl-	2.663	230	NJ
04	611-14-3	Benzene, 1-ethyl-2-methyl-	2.685	160	NJ
05	526-73-8	Benzene, 1,2,3-trimethyl-	2.727	260	NJ
06	108-67-8	Benzene, 1,3,5-trimethyl-	2.930	540	NJ
07	526-73-8	Benzene, 1,2,3-trimethyl-	3.144	120	NJ
08	611-15-4	Benzene, 1-ethenyl-2-methyl-	3.251	62	NJ
	E96679[2]	Total Alkanes	N/A		

[2] EPA-designated Registry Number.

1D - FORM I SV-1

SEMIVOLATILE ORGANICS ANALYSIS DATA SHEET

CLIENT SAMPLE NO.

690-SG-5-ORX

Lab Name: MITKEM LABORATORIES Contract:

Lab Code: MITKEM Case No.: J1301 Mod. Ref No.: SDG No.: SJ1301

Matrix: (SOIL/SED/WATER) WATER Lab Sample ID: J1301-01BRE

Sample wt/vol: 1000 (g/mL) ML Lab File ID: S1G1876.D

Level: (LOW/MED) LOW Extraction: (Type) SEPF

% Moisture: Decanted: (Y/N) Date Received: 06/24/2010

Concentrated Extract Volume: 1000 (uL) Date Extracted: 07/06/2010

Injection Volume: 1.0 (uL) GPC Factor: 1.00 Date Analyzed: 07/07/2010

GPC Cleanup: (Y/N) N pH: Dilution Factor: 1.0

CAS NO.	COMPOUND	CONCENTRATION UNITS: (ug/L or ug/Kg) pG/L	Q
108-95-2	Phenol	10	U
111-44-4	Bis(2-chloroethyl)ether	10	U
95-57-8	2-Chlorophenol	10	U
541-73-1	1,3-Dichlorobenzene	10	U
106-46-7	1,4-Dichlorobenzene	10	U
95-50-1	1,2-Dichlorobenzene	10	U
95-48-7	2-Methylphenol	10	U
108-60-1	2,2'-oxybis(1-Chloropropane)	10	U
106-44-5	4-Methylphenol	10	U
621-64-7	N-Nitroso-di-n-propylamine	10	U
67-72-1	Hexachloroethane	10	U
98-95-3	Nitrobenzene	10	U
78-59-1	Isophorone	10	U
88-75-5	2-Nitrophenol	10	U
105-67-9	2,4-Dimethylphenol	10	U
120-83-2	2,4-Dichlorophenol	10	U
120-82-1	1,2,4-Trichlorobenzene	10	U
91-20-3	Naphthalene	19	
106-47-8	4-Chloroaniline	10	U
111-91-1	Bis(2-chloroethoxy)methane	10	U
87-68-3	Hexachlorobutadiene	10	U
59-50-7	4-Chloro-3-methylphenol	10	U
91-57-6	2-Methylnaphthalene	3.1	J
77-47-4	Hexachlorocyclopentadiene	10	U
88-06-2	2,4,6-Trichlorophenol	10	U
95-95-4	2,4,5-Trichlorophenol	20	U
91-58-7	2-Chloronaphthalene	10	U
88-74-4	2-Nitroaniline	20	U
131-11-3	Dimethylphthalate	10	U
208-96-8	Acenaphthylene	10	U
606-20-2	2,6-Dinitrotoluene	10	U
99-09-2	3-Nitroaniline	20	U
83-32-9	Acenaphthene	10	U
51-28-5	2,4-Dinitrophenol	20	U
100-02-7	4-Nitrophenol	20	U
132-64-9	Dibenzofuran	10	U

1E - FORM I SV-2

SEMIVOLATILE ORGANICS ANALYSIS DATA SHEET

CLIENT SAMPLE NO.

690-SG-5-ORX

Lab Name: MITKEM LABORATORIES Contract:

Lab Code: MITKEM Case No.: J1301 Mod. Ref No.: SDG No.: SJ1301

Matrix: (SOIL/SED/WATER) WATER Lab Sample ID: J1301-01BRE

Sample wt/vol: 1000 (g/mL) ML Lab File ID: S1G1876.D

Level: (LOW/MED) LOW Extraction: (Type) SEPF

% Moisture: Decanted: (Y/N) Date Received: 06/24/2010

Concentrated Extract Volume: 1000 (uL) Date Extracted: 07/06/2010

Injection Volume: 1.0 (uL) GPC Factor: 1.00 Date Analyzed: 07/07/2010

GPC Cleanup: (Y/N) N pH: Dilution Factor: 1.0

CAS NO.	COMPOUND	CONCENTRATION UNITS: (ug/L or ug/Kg) ug/L	Q
121-14-2	2,4-Dinitrotoluene	10	U
84-66-2	Diethylphthalate	10	U
7005-72-3	4-Chlorophenyl-phenylether	10	U
86-73-7	Fluorene	10	U
100-01-6	4-Nitroaniline	20	U
534-52-1	4,6-Dinitro-2-methylphenol	20	U
86-30-6	N-Nitrosodiphenylamine	10	U
101-55-3	4-Bromophenyl-phenylether	10	U
118-74-1	Hexachlorobenzene	10	U
87-86-5	Pentachlorophenol	20	U
85-01-8	Phenanthrene	10	U
120-12-7	Anthracene	10	U
86-74-8	Carbazole	10	U
84-74-2	Di-n-butylphthalate	10	U
206-44-0	Fluoranthene	10	U
129-00-0	Pyrene	10	U
85-68-7	Butylbenzylphthalate	10	U
91-94-1	3,3'-Dichlorobenzidine	10	U
56-55-3	Benzo(a)anthracene	10	U
218-01-9	Chrysene	10	U
117-81-7	Bis(2-ethylhexyl)phthalate	10	U
117-84-0	Di-n-octylphthalate	10	U
205-99-2	Benzo(b)fluoranthene	10	U
207-08-9	Benzo(k)fluoranthene	10	U
50-32-8	Benzo(a)pyrene	10	U
193-39-5	Indeno(1,2,3-cd)pyrene	10	U
53-70-3	Dibenzo(a,h)anthracene	10	U
191-24-2	Benzo(g,h,i)perylene	10	U

1K - FORM I SV-TIC

SEMIVOLATILE ORGANICS ANALYSIS DATA SHEET

TENTATIVELY IDENTIFIED COMPOUNDS

CLIENT SAMPLE NO.

690-SG-5-ORX

Lab Name: MITKEM LABORATORIES Contract:

Lab Code: MITKEM Case No.: J1301 Mod. Ref No.: SDG No.: SJ1301

Matrix: (SOIL/SED/WATER) WATER Lab Sample ID: J1301-01BRE

Sample wt/vol: 1000 (g/mL) ML Lab File ID: S1G1876.D

Level: (TRACE or LOW/MED) LOW Extraction: (Type) SEPF

% Moisture: Decanted: (Y/N) Date Received: 06/24/2010

Concentrated Extract Volume: 1000 (uL) Date Extracted: 07/06/2010

Injection Volume: 1.0 (uL) GPC Factor: 1.00 Date Analyzed: 07/07/2010

GPC Cleanup: (Y/N) N pH: Dilution Factor: 1.0

CONCENTRATION UNITS: (ug/L or ug/Kg) ug/L

	CAS NUMBER	COMPOUND NAME	RT	EST. CONC.	Q
01	108-87-2	Cyclohexane, methyl-	1.734	52	NJ
02	98-82-8	Benzene, (1-methylethyl)-	3.409	61	NJ
03		Unknown-01	3.495	62	J
04		Unknown-02	3.549	39	J
05	620-14-4	Benzene, 1-ethyl-3-methyl-	3.755	120	NJ
06		Unknown-03	3.787	94	J
07	95-63-6	Benzene, 1,2,4-trimethyl-	3.830	120	NJ
08	622-96-8	Benzene, 1-ethyl-4-methyl-	3.906	63	NJ
09	526-73-8	Benzene, 1,2,3-trimethyl-	4.057	260	NJ
10	124-18-5	Decane	4.090	55	NJ
11	95-63-6	Benzene, 1,2,4-trimethyl-	4.284	97	NJ
12	535-77-3	Benzene, 1-methyl-3-(1-methy	4.576	39	NJ
	E966796[2]	Total Alkanes	N/A		

[2] EPA-designated Registry Number.

1D - FORM I SV-1

SEMIVOLATILE ORGANICS ANALYSIS DATA SHEET

CLIENT SAMPLE NO.

690-SG-6-O

Lab Name: MITKEM LABORATORIES Contract:

Lab Code: MITKEM Case No.: J1301 Mod. Ref No.: SDG No.: SJ1301

Matrix: (SOIL/SED/WATER) WATER Lab Sample ID: J1301-02B

Sample wt/vol: 1000 (g/mL) ML Lab File ID: S3G6338.D

Level: (LOW/MED) LOW Extraction: (Type) CONT

% Moisture: Decanted: (Y/N) Date Received: 06/24/2010

Concentrated Extract Volume: 1000 (uL) Date Extracted: 06/25/2010

Injection Volume: 1.0 (uL) GPC Factor: 1.00 Date Analyzed: 07/02/2010

GPC Cleanup: (Y/N) N pH: Dilution Factor: 1.0

CAS NO.	COMPOUND	CONCENTRATION UNITS: (ug/L or ug/Kg) µG/L	Q
108-95-2	Phenol	10	UJ
111-44-4	Bis(2-chloroethyl)ether	10	U
95-57-8	2-Chlorophenol	10	U
541-73-1	1,3-Dichlorobenzene	10	U
106-46-7	1,4-Dichlorobenzene	10	U
95-50-1	1,2-Dichlorobenzene	10	U
95-48-7	2-Methylphenol	10	U
108-60-1	2,2'-oxybis(1-Chloropropane)	10	U
106-44-5	4-Methylphenol	10	U
621-64-7	N-Nitroso-di-n-propylamine	10	U
67-72-1	Hexachloroethane	10	U
98-95-3	Nitrobenzene	10	U
78-59-1	Isophorone	10	U
88-75-5	2-Nitrophenol	10	U
105-67-9	2,4-Dimethylphenol	10	UJ
120-83-2	2,4-Dichlorophenol	10	UJ
120-82-1	1,2,4-Trichlorobenzene	10	UJ
91-20-3	Naphthalene	18	J
106-47-8	4-Chloroaniline	10	UJ
111-91-1	Bis(2-chloroethoxy)methane	10	U
87-68-3	Hexachlorobutadiene	10	U
59-50-7	4-Chloro-3-methylphenol	10	U
91-57-6	2-Methylnaphthalene	2.8	J
77-47-4	Hexachlorocyclopentadiene	10	UJ
88-06-2	2,4,6-Trichlorophenol	10	U
95-95-4	2,4,5-Trichlorophenol	20	U
91-58-7	2-Chloronaphthalene	10	U
88-74-4	2-Nitroaniline	20	U
131-11-3	Dimethylphthalate	10	U
208-96-8	Acenaphthylene	10	U
606-20-2	2,6-Dinitrotoluene	10	U
99-09-2	3-Nitroaniline	20	U
83-32-9	Acenaphthene	10	U
51-28-5	2,4-Dinitrophenol	20	U
100-02-7	4-Nitrophenol	20	U
132-64-9	Dibenzofuran	10	U

EGC 8/5/10

DOC 7

1E - FORM I SV-2

SEMIVOLATILE ORGANICS ANALYSIS DATA SHEET

CLIENT SAMPLE NO.

690-SG-6-O

Lab Name: MITKEM LABORATORIES Contract:

Lab Code: MITKEM Case No.: J1301 Mod. Ref No.: SDG No.: SJ1301

Matrix: (SOIL/SED/WATER) WATER Lab Sample ID: J1301-02B

Sample wt/vol: 1000 (g/mL) ML Lab File ID: S3G6338.D

Level: (LOW/MED) LOW Extraction: (Type) CONT

% Moisture: Decanted: (Y/N) Date Received: 06/24/2010

Concentrated Extract Volume: 1000 (uL) Date Extracted: 06/25/2010

Injection Volume: 1.0 (uL) GPC Factor: 1.00 Date Analyzed: 07/02/2010

GPC Cleanup: (Y/N) N pH: Dilution Factor: 1.0

CAS NO.	COMPOUND	CONCENTRATION UNITS: (ug/L or ug/Kg) ug/L	Q
121-14-2	2,4-Dinitrotoluene	10	U J
84-66-2	Diethylphthalate	10	U
7005-72-3	4-Chlorophenyl-phenylether	10	U
86-73-7	Fluorene	10	U
100-01-6	4-Nitroaniline	20	U
534-52-1	4,6-Dinitro-2-methylphenol	20	U
86-30-6	N-Nitrosodiphenylamine	10	U
101-55-3	4-Bromophenyl-phenylether	10	U
118-74-1	Hexachlorobenzene	10	U
87-86-5	Pentachlorophenol	20	U
85-01-8	Phenanthrene	10	U
120-12-7	Anthracene	10	U
86-74-8	Carbazole	10	U
84-74-2	Di-n-butylphthalate	10	U
206-44-0	Fluoranthene	10	U
129-00-0	Pyrene	10	U
85-68-7	Butylbenzylphthalate	10	U
91-94-1	3,3'-Dichlorobenzidine	10	U
56-55-3	Benzo(a)anthracene	10	U
218-01-9	Chrysene	10	U
117-81-7	Bis(2-ethylhexyl)phthalate	10	U
117-84-0	Di-n-octylphthalate	10	U
205-99-2	Benzo(b)fluoranthene	10	U
207-08-9	Benzo(k)fluoranthene	10	U
50-32-8	Benzo(a)pyrene	10	U
193-39-5	Indeno(1,2,3-cd)pyrene	10	U
53-70-3	Dibenzo(a,h)anthracene	10	U
191-24-2	Benzo(g,h,i)perylene	10	U

EGL 8/5/10

1K - FORM I SV-TIC

SEMIVOLATILE ORGANICS ANALYSIS DATA SHEET

TENTATIVELY IDENTIFIED COMPOUNDS

CLIENT SAMPLE NO.

690-SG-6-O

Lab Name: MITKEM LABORATORIES Contract:

Lab Code: MITKEM Case No.: J1301 Mod. Ref No.: SDG No.: SJ1301

Matrix: (SOIL/SED/WATER) WATER Lab Sample ID: J1301-02B

Sample wt/vol: 1000 (g/mL) ML Lab File ID: S3G6338.D

Level: (TRACE or LOW/MED) LOW Extraction: (Type) CONT

% Moisture: Decanted: (Y/N) Date Received: 06/24/2010

Concentrated Extract Volume: 1000 (uL) Date Extracted: 06/25/2010

Injection Volume: 1.0 (uL) GPC Factor: 1.00 Date Analyzed: 07/02/2010

GPC Cleanup: (Y/N) N pH: Dilution Factor: 1.0

CONCENTRATION UNITS: (ug/L or ug/Kg) ug/L

	CAS NUMBER	COMPOUND NAME	RT	EST. CONC.	Q
01	98-82-8	Benzene, (1-methylethyl)-	2.380	69	NJ
02		Unknown-01	2.439	38	J
03	620-14-4	Benzene, 1-ethyl-3-methyl-	2.663	150	NJ
04	611-14-3	Benzene, 1-ethyl-2-methyl-	2.685	120	NJ
05	526-73-8	Benzene, 1,2,3-trimethyl-	2.727	190	NJ
06	622-96-8	Benzene, 1-ethyl-4-methyl-	2.797	120	NJ
07	526-73-8	Benzene, 1,2,3-trimethyl-	2.930	440	NJ
08	526-73-8	Benzene, 1,2,3-trimethyl-	3.144	94	NJ
09	873-49-4	Benzene, cyclopropyl-	3.256	35	NJ
10	1758-88-9	Benzene, 2-ethyl-1,4-dimethy	3.417	42	NJ
	E966796[2]	Total Alkanes	N/A		

[2] EPA-designated Registry Number.

1D - FORM I SV-1

SEMIVOLATILE ORGANICS ANALYSIS DATA SHEET

CLIENT SAMPLE NO.
690-MW-5
(7.2'-8.0')-O

Lab Name: MITKEM LABORATORIES Contract:

Lab Code: MITKEM Case No.: J1301 Mod. Ref No.: SDG No.: SJ1301

Matrix: (SOIL/SED/WATER) SOIL Lab Sample ID: J1301-03A

Sample wt/vol: 30.5 (g/mL) G Lab File ID: S3G6187.D

Level: (LOW/MED) LOW Extraction: (Type) SONC

% Moisture: 14 Decanted: (Y/N) N Date Received: 06/24/2010

Concentrated Extract Volume: 1000 (uL) Date Extracted: 06/24/2010

Injection Volume: 1.0 (uL) GPC Factor: 1.00 Date Analyzed: 06/27/2010

GPC Cleanup: (Y/N) N pH: Dilution Factor: 1.0

CAS NO.	COMPOUND	CONCENTRATION UNITS: (ug/L or ug/Kg) µG/KG	Q
108-95-2	Phenol	380	UJ
111-44-4	Bis(2-chloroethyl)ether	380	UJ
95-57-8	2-Chlorophenol	380	U
541-73-1	1,3-Dichlorobenzene	380	U
106-46-7	1,4-Dichlorobenzene	380	U
95-50-1	1,2-Dichlorobenzene	380	U
95-48-7	2-Methylphenol	380	U
108-60-1	2,2'-oxybis(1-Chloropropane)	380	UJ
106-44-5	4-Methylphenol	380	U
621-64-7	N-Nitroso-di-n-propylamine	380	U
67-72-1	Hexachloroethane	380	U
98-95-3	Nitrobenzene	380	U
78-59-1	Isophorone	380	U
88-75-5	2-Nitrophenol	380	U
105-67-9	2,4-Dimethylphenol	380	UJ
120-83-2	2,4-Dichlorophenol	380	U
120-82-1	1,2,4-Trichlorobenzene	380	U
91-20-3	Naphthalene	380	U
106-47-8	4-Chloroaniline	380	U
111-91-1	Bis(2-chloroethoxy)methane	380	U
87-68-3	Hexachlorobutadiene	380	U
59-50-7	4-Chloro-3-methylphenol	380	U
91-57-6	2-Methylnaphthalene	380	U
77-47-4	Hexachlorocyclopentadiene	380	U
88-06-2	2,4,6-Trichlorophenol	380	U
95-95-4	2,4,5-Trichlorophenol	770	U
91-58-7	2-Chloronaphthalene	380	U
88-74-4	2-Nitroaniline	770	U
131-11-3	Dimethylphthalate	380	U
208-96-8	Acenaphthylene	380	U
606-20-2	2,6-Dinitrotoluene	380	U
99-09-2	3-Nitroaniline	770	U
83-32-9	Acenaphthene	380	U
51-28-5	2,4-Dinitrophenol	770	UJ
100-02-7	4-Nitrophenol	770	U
132-64-9	Dibenzofuran	380	U

EGL 8/5/10

0070

1E - FORM I SV-2

SEMIVOLATILE ORGANICS ANALYSIS DATA SHEET

CLIENT SAMPLE NO.

690-MW-5
(7.2'-8.0')-O

Lab Name: MITKEM LABORATORIES Contract:

Lab Code: MITKEM Case No.: J1301 Mod. Ref No.: SDG No.: SJ1301

Matrix: (SOIL/SED/WATER) SOIL Lab Sample ID: J1301-03A

Sample wt/vol: 30.5 (g/mL) G Lab File ID: S3G6187.D

Level: (LOW/MED) LOW Extraction: (Type) SONC

% Moisture: 14 Decanted: (Y/N) N Date Received: 06/24/2010

Concentrated Extract Volume: 1000 (uL) Date Extracted: 06/24/2010

Injection Volume: 1.0 (uL) GPC Factor: 1.00 Date Analyzed: 06/27/2010

GPC Cleanup: (Y/N) N pH: Dilution Factor: 1.0

CAS NO.	COMPOUND	CONCENTRATION UNITS: (ug/L or ug/Kg) ug/KG	Q
121-14-2	2,4-Dinitrotoluene	380	U
84-66-2	Diethylphthalate	380	U
7005-72-3	4-Chlorophenyl-phenylether	380	U
86-73-7	Fluorene	380	U
100-01-6	4-Nitroaniline	770	U
534-52-1	4,6-Dinitro-2-methylphenol	770	U
86-30-6	N-Nitrosodiphenylamine	380	U
101-55-3	4-Bromophenyl-phenylether	380	U
118-74-1	Hexachlorobenzene	380	U
87-86-5	Pentachlorophenol	770	U
85-01-8	Phenanthrene	380	U
120-12-7	Anthracene	380	U
86-74-8	Carbazole	380	U
84-74-2	Di-n-butylphthalate	380	U
206-44-0	Fluoranthene	380	U
129-00-0	Pyrene	380	U
85-68-7	Butylbenzylphthalate	380	U
91-94-1	3,3'-Dichlorobenzidine	380	U
56-55-3	Benzo(a)anthracene	380	U
218-01-9	Chrysene	380	U
117-81-7	Bis(2-ethylhexyl)phthalate	380	U
117-84-0	Di-n-octylphthalate	380	U
205-99-2	Benzo(b)fluoranthene	380	U
207-08-9	Benzo(k)fluoranthene	380	U
50-32-8	Benzo(a)pyrene	380	U
193-39-5	Indeno(1,2,3-cd)pyrene	380	U
53-70-3	Dibenzo(a,h)anthracene	380	U
191-24-2	Benzo(g,h,i)perylene	380	U

EGL

1K - FORM I SV-TIC

SEMIVOLATILE ORGANICS ANALYSIS DATA SHEET

TENTATIVELY IDENTIFIED COMPOUNDS

CLIENT SAMPLE NO.

690-MW-5
(7.2'-8.0')-O

Lab Name: MITKEM LABORATORIES Contract:

Lab Code: MITKEM Case No.: J1301 Mod. Ref No.: SDG No.: SJ1301

Matrix: (SOIL/SED/WATER) SOIL Lab Sample ID: J1301-03A

Sample wt/vol: 30.5 (g/mL) G Lab File ID: S3G6187.D

Level: (TRACE or LOW/MED) LOW Extraction: (Type) SONC

% Moisture: 14 Decanted: (Y/N) N Date Received: 06/24/2010

Concentrated Extract Volume: 1000 (uL) Date Extracted: 06/24/2010

Injection Volume: 1.0 (uL) GPC Factor: 1.00 Date Analyzed: 06/27/2010

GPC Cleanup: (Y/N) N pH: Dilution Factor: 1.0

CONCENTRATION UNITS: (ug/L or ug/Kg) µG/KG

	CAS NUMBER	COMPOUND NAME	RT	EST. CONC.	Q
01	57-10-3	n-Hexadecanoic acid	8.394	190	NJ
	E966796[2]	Total Alkanes	N/A		

[2] EPA-designated Registry Number.

1D - FORM I SV-1

SEMIVOLATILE ORGANICS ANALYSIS DATA SHEET

CLIENT SAMPLE NO.
690-MW-6
(8.3'-10.3')-O

Lab Name: MITKEM LABORATORIES Contract:

Lab Code: MITKEM Case No.: J1301 Mod. Ref No.: SDG No.: SJ1301

Matrix: (SOIL/SED/WATER) SOIL Lab Sample ID: J1301-04A

Sample wt/vol: 30.3 (g/mL) G Lab File ID: S3G6188.D

Level: (LOW/MED) LOW Extraction: (Type) SONC

% Moisture: 17 Decanted: (Y/N) N Date Received: 06/24/2010

Concentrated Extract Volume: 1000 (uL) Date Extracted: 06/24/2010

Injection Volume: 1.0 (uL) GPC Factor: 1.00 Date Analyzed: 06/27/2010

GPC Cleanup: (Y/N) N pH: Dilution Factor: 1.0

CAS NO.	COMPOUND	CONCENTRATION UNITS: (ug/L or ug/Kg) ug/KG	Q
108-95-2	Phenol	390	U
111-44-4	Bis(2-chloroethyl)ether	390	U
95-57-8	2-Chlorophenol	390	U
541-73-1	1,3-Dichlorobenzene	390	U
106-46-7	1,4-Dichlorobenzene	390	U
95-50-1	1,2-Dichlorobenzene	390	U
95-48-7	2-Methylphenol	390	U
108-60-1	2,2'-oxybis(1-Chloropropane)	390	U
106-44-5	4-Methylphenol	390	U
621-64-7	N-Nitroso-di-n-propylamine	390	U
67-72-1	Hexachloroethane	390	U
98-95-3	Nitrobenzene	390	U
78-59-1	Isophorone	390	U
88-75-5	2-Nitrophenol	390	U
105-67-9	2,4-Dimethylphenol	390	U
120-83-2	2,4-Dichlorophenol	390	U
120-82-1	1,2,4-Trichlorobenzene	390	U
91-20-3	Naphthalene	390	U
106-47-8	4-Chloroaniline	390	U
111-91-1	Bis(2-chloroethoxy)methane	390	U
87-68-3	Hexachlorobutadiene	390	U
59-50-7	4-Chloro-3-methylphenol	390	U
91-57-6	2-Methylnaphthalene	390	U
77-47-4	Hexachlorocyclopentadiene	390	U
88-06-2	2,4,6-Trichlorophenol	390	U
95-95-4	2,4,5-Trichlorophenol	800	U
91-58-7	2-Chloronaphthalene	390	U
88-74-4	2-Nitroaniline	800	U
131-11-3	Dimethylphthalate	390	U
208-96-8	Acenaphthylene	390	U
606-20-2	2,6-Dinitrotoluene	390	U
99-09-2	3-Nitroaniline	800	U
83-32-9	Acenaphthene	390	U
51-28-5	2,4-Dinitrophenol	800	U
100-02-7	4-Nitrophenol	800	U
132-64-9	Dibenzofuran	390	U

EGL 8/5/10

0073

1E - FORM I SV-2

SEMIVOLATILE ORGANICS ANALYSIS DATA SHEET

CLIENT SAMPLE NO.

690-MW-6
(8.3'-10.3')-O

Lab Name: MITKEM LABORATORIES Contract:

Lab Code: MITKEM Case No.: J1301 Mod. Ref No.: SDG No.: SJ1301

Matrix: (SOIL/SED/WATER) SOIL Lab Sample ID: J1301-04A

Sample wt/vol: 30.3 (g/mL) G Lab File ID: S3G6188.D

Level: (LOW/MED) LOW Extraction: (Type) SONC

% Moisture: 17 Decanted: (Y/N) N Date Received: 06/24/2010

Concentrated Extract Volume: 1000 (uL) Date Extracted: 06/24/2010

Injection Volume: 1.0 (uL) GPC Factor: 1.00 Date Analyzed: 06/27/2010

GPC Cleanup: (Y/N) N pH: Dilution Factor: 1.0

CAS NO.	COMPOUND	CONCENTRATION UNITS: (ug/L or ug/Kg) µG/KG	Q
121-14-2	2,4-Dinitrotoluene	390	UJ
84-66-2	Diethylphthalate	390	U
7005-72-3	4-Chlorophenyl-phenylether	390	U
86-73-7	Fluorene	390	U
100-01-6	4-Nitroaniline	800	U
534-52-1	4,6-Dinitro-2-methylphenol	800	U
86-30-6	N-Nitrosodiphenylamine	390	U
101-55-3	4-Bromophenyl-phenylether	390	U
118-74-1	Hexachlorobenzene	390	U
87-86-5	Pentachlorophenol	800	UJ
85-01-8	Phenanthrene	390	U
120-12-7	Anthracene	390	U
86-74-8	Carbazole	390	U
84-74-2	Di-n-butylphthalate	390	U
206-44-0	Fluoranthene	390	U
129-00-0	Pyrene	390	U
85-68-7	Butylbenzylphthalate	390	U
91-94-1	3,3'-Dichlorobenzidine	390	U
56-55-3	Benzo(a)anthracene	390	U
218-01-9	Chrysene	390	U
117-81-7	Bis(2-ethylhexyl)phthalate	390	U
117-84-0	Di-n-octylphthalate	390	U
205-99-2	Benzo(b)fluoranthene	390	U
207-08-9	Benzo(k)fluoranthene	390	U
50-32-8	Benzo(a)pyrene	390	U
193-39-5	Indeno(1,2,3-cd)pyrene	390	U
53-70-3	Dibenzo(a,h)anthracene	390	U
191-24-2	Benzo(g,h,i)perylene	390	U

EGL 8/5/10

1K - FORM I SV-TIC

SEMIVOLATILE ORGANICS ANALYSIS DATA SHEET

TENTATIVELY IDENTIFIED COMPOUNDS

CLIENT SAMPLE NO.

690-MW-6
(8.3'-10.3')-O

Lab Name: MITKEM LABORATORIES Contract:

Lab Code: MITKEM Case No.: J1301 Mod. Ref No.: SDG No.: SJ1301

Matrix: (SOIL/SED/WATER) SOIL Lab Sample ID: J1301-04A

Sample wt/vol: 30.3 (g/mL) G Lab File ID: S3G6188.D

Level: (TRACE or LOW/MED) LOW Extraction: (Type) SONC

% Moisture: 17 Decanted: (Y/N) N Date Received: 06/24/2010

Concentrated Extract Volume: 1000 (uL) Date Extracted: 06/24/2010

Injection Volume: 1.0 (uL) GPC Factor: 1.00 Date Analyzed: 06/27/2010

GPC Cleanup: (Y/N) N pH: Dilution Factor: 1.0

CONCENTRATION UNITS: (ug/L or ug/Kg) pG/KG

	CAS NUMBER	COMPOUND NAME	RT	EST. CONC.	Q
01	57-10-3	n-Hexadecanoic acid	8.404	2200	NJ
02	57-11-4	Octadecanoic acid	9.045	220	NJ
	E966796[2]	Total Alkanes	N/A		

[2] EPA-designated Registry Number.

1D - FORM I SV-1

SEMIVOLATILE ORGANICS ANALYSIS DATA SHEET

CLIENT SAMPLE NO.

690-SB-23
(4.0'-6.0')-O

Lab Name: MITKEM LABORATORIES Contract:

Lab Code: MITKEM Case No.: J1301 Mod. Ref No.: SDG No.: SJ1301

Matrix: (SOIL/SED/WATER) SOIL Lab Sample ID: J1301-06A

Sample wt/vol: 30.1 (g/mL) G Lab File ID: S3G6191.D

Level: (LOW/MED) LOW Extraction: (Type) SONC

% Moisture: 11 Decanted: (Y/N) N Date Received: 06/24/2010

Concentrated Extract Volume: 1000 (uL) Date Extracted: 06/24/2010

Injection Volume: 1.0 (uL) GPC Factor: 1.00 Date Analyzed: 06/27/2010

GPC Cleanup: (Y/N) N pH: Dilution Factor: 1.0

CAS NO.	COMPOUND	CONCENTRATION UNITS: (ug/L or ug/Kg) UG/KG	Q
108-95-2	Phenol	370	U J
111-44-4	Bis(2-chloroethyl)ether	370	U J
95-57-8	2-Chlorophenol	370	U
541-73-1	1,3-Dichlorobenzene	370	U
106-46-7	1,4-Dichlorobenzene	370	U
95-50-1	1,2-Dichlorobenzene	370	U
95-48-7	2-Methylphenol	370	U
108-60-1	2,2'-oxybis(1-Chloropropane)	370	U J
106-44-5	4-Methylphenol	370	U
621-64-7	N-Nitroso-di-n-propylamine	370	U
67-72-1	Hexachloroethane	370	U
98-95-3	Nitrobenzene	370	U
78-59-1	Isophorone	370	U
88-75-5	2-Nitrophenol	370	U
105-67-9	2,4-Dimethylphenol	370	U J
120-83-2	2,4-Dichlorophenol	370	U
120-82-1	1,2,4-Trichlorobenzene	370	U
91-20-3	Naphthalene	370	U
106-47-8	4-Chloroaniline	370	U
111-91-1	Bis(2-chloroethoxy)methane	370	U
87-68-3	Hexachlorobutadiene	370	U
59-50-7	4-Chloro-3-methylphenol	370	U
91-57-6	2-Methylnaphthalene	370	U
77-47-4	Hexachlorocyclopentadiene	370	U
88-06-2	2,4,6-Trichlorophenol	370	U
95-95-4	2,4,5-Trichlorophenol	750	U
91-58-7	2-Chloronaphthalene	370	U
88-74-4	2-Nitroaniline	750	U
131-11-3	Dimethylphthalate	370	U
208-96-8	Acenaphthylene	370	U
606-20-2	2,6-Dinitrotoluene	370	U
99-09-2	3-Nitroaniline	750	U
83-32-9	Acenaphthene	370	U
51-28-5	2,4-Dinitrophenol	750	U J
100-02-7	4-Nitrophenol	750	U
132-64-9	Dibenzofuran	370	U

EGL 8/5/10

1E - FORM I SV-2

SEMIVOLATILE ORGANICS ANALYSIS DATA SHEET

CLIENT SAMPLE NO.

690-SB-23 (4.0'-6.0')-O

Lab Name: MITKEM LABORATORIES Contract:

Lab Code: MITKEM Case No.: J1301 Mod. Ref No.: SDG No.: SJ1301

Matrix: (SOIL/SED/WATER) SOIL Lab Sample ID: J1301-06A

Sample wt/vol: 30.1 (g/mL) G Lab File ID: S3G6191.D

Level: (LOW/MED) LOW Extraction: (Type) SONC

% Moisture: 11 Decanted: (Y/N) N Date Received: 06/24/2010

Concentrated Extract Volume: 1000 (uL) Date Extracted: 06/24/2010

Injection Volume: 1.0 (uL) GPC Factor: 1.00 Date Analyzed: 06/27/2010

GPC Cleanup: (Y/N) N pH: Dilution Factor: 1.0

CAS NO.	COMPOUND	CONCENTRATION UNITS: (ug/L or ug/Kg) ug/Kg	Q
121-14-2	2,4-Dinitrotoluene	370	U
84-66-2	Diethylphthalate	370	U
7005-72-3	4-Chlorophenyl-phenylether	370	U
86-73-7	Fluorene	370	U
100-01-6	4-Nitroaniline	750	U
534-52-1	4,6-Dinitro-2-methylphenol	750	U
86-30-6	N-Nitrosodiphenylamine	370	U
101-55-3	4-Bromophenyl-phenylether	370	U
118-74-1	Hexachlorobenzene	370	U
87-86-5	Pentachlorophenol	750	UJ
85-01-8	Phenanthrene	110	J
120-12-7	Anthracene	370	U
86-74-8	Carbazole	370	U
84-74-2	Di-n-butylphthalate	370	U
206-44-0	Fluoranthene	210	J
129-00-0	Pyrene	200	J
85-68-7	Butylbenzylphthalate	370	U
91-94-1	3,3'-Dichlorobenzidine	370	U
56-55-3	Benzo(a)anthracene	130	J
218-01-9	Chrysene	160	J
117-81-7	Bis(2-ethylhexyl)phthalate	370	U
117-84-0	Di-n-octylphthalate	370	U
205-99-2	Benzo(b)fluoranthene	140	J
207-08-9	Benzo(k)fluoranthene	54	J
50-32-8	Benzo(a)pyrene	100	J
193-39-5	Indeno(1,2,3-cd)pyrene	63	J
53-70-3	Dibenzo(a,h)anthracene	370	U
191-24-2	Benzo(g,h,i)perylene	83	J

EGL 8/5/10

1K - FORM I SV-TIC

SEMIVOLATILE ORGANICS ANALYSIS DATA SHEET

TENTATIVELY IDENTIFIED COMPOUNDS

CLIENT SAMPLE NO.

690-SB-23
(4.0'-6.0')-O

Lab Name: MITKEM LABORATORIES Contract:

Lab Code: MITKEM Case No.: J1301 Mod. Ref No.: SDG No.: SJ1301

Matrix: (SOIL/SED/WATER) SOIL Lab Sample ID: J1301-06A

Sample wt/vol: 30.1 (g/mL) G Lab File ID: S3G6191.D

Level: (TRACE or LOW/MED) LOW Extraction: (Type) SONC

% Moisture: 11 Decanted: (Y/N) N Date Received: 06/24/2010

Concentrated Extract Volume: 1000 (uL) Date Extracted: 06/24/2010

Injection Volume: 1.0 (uL) GPC Factor: 1.00 Date Analyzed: 06/27/2010

GPC Cleanup: (Y/N) N pH: Dilution Factor: 1.0

CONCENTRATION UNITS: (ug/L or ug/Kg) UG/KG

	CAS NUMBER	COMPOUND NAME	RT	EST. CONC.	Q
01		Unknown-01	2.685	220	J
	E96679E2	Total Alkanes	N/A		

[2] EPA-designated Registry Number.

1D - FORM I SV-1

SEMIVOLATILE ORGANICS ANALYSIS DATA SHEET

CLIENT SAMPLE NO.

690-SB-56
(3.0'-4.0')-O

Lab Name: MITKEM LABORATORIES Contract:

Lab Code: MITKEM Case No.: J1301 Mod. Ref No.: SDG No.: SJ1301

Matrix: (SOIL/SED/WATER) SOIL Lab Sample ID: J1301-07A

Sample wt/vol: 30.3 (g/mL) G Lab File ID: S3G6192.D

Level: (LOW/MED) LOW Extraction: (Type) SONC

% Moisture: 8.0 Decanted: (Y/N) N Date Received: 06/24/2010

Concentrated Extract Volume: 1000 (uL) Date Extracted: 06/24/2010

Injection Volume: 1.0 (uL) GPC Factor: 1.00 Date Analyzed: 06/27/2010

GPC Cleanup: (Y/N) N pH: Dilution Factor: 1.0

CAS NO.	COMPOUND	CONCENTRATION UNITS: (ug/L or ug/Kg) ug/KG	Q
108-95-2	Phenol	360	U J
111-44-4	Bis(2-chloroethyl)ether	360	U J
95-57-8	2-Chlorophenol	360	U
541-73-1	1,3-Dichlorobenzene	360	U
106-46-7	1,4-Dichlorobenzene	360	U
95-50-1	1,2-Dichlorobenzene	360	U
95-48-7	2-Methylphenol	360	U
108-60-1	2,2'-oxybis(1-Chloropropane)	360	U J
106-44-5	4-Methylphenol	360	U
621-64-7	N-Nitroso-di-n-propylamine	360	U
67-72-1	Hexachloroethane	360	U
98-95-3	Nitrobenzene	360	U
78-59-1	Isophorone	360	U
88-75-5	2-Nitrophenol	360	U
105-67-9	2,4-Dimethylphenol	360	U J
120-83-2	2,4-Dichlorophenol	360	U
120-82-1	1,2,4-Trichlorobenzene	360	U
91-20-3	Naphthalene	360	U
106-47-8	4-Chloroaniline	360	U
111-91-1	Bis(2-chloroethoxy)methane	360	U
87-68-3	Hexachlorobutadiene	360	U
59-50-7	4-Chloro-3-methylphenol	360	U
91-57-6	2-Methylnaphthalene	360	U
77-47-4	Hexachlorocyclopentadiene	360	U
88-06-2	2,4,6-Trichlorophenol	360	U
95-95-4	2,4,5-Trichlorophenol	720	U
91-58-7	2-Chloronaphthalene	360	U
88-74-4	2-Nitroaniline	720	U
131-11-3	Dimethylphthalate	360	U
208-96-8	Acenaphthylene	360	U
606-20-2	2,6-Dinitrotoluene	360	U
99-09-2	3-Nitroaniline	720	U
83-32-9	Acenaphthene	360	U
51-28-5	2,4-Dinitrophenol	720	U J
100-02-7	4-Nitrophenol	720	U
132-64-9	Dibenzofuran	360	U

1E - FORM I SV-2

SEMIVOLATILE ORGANICS ANALYSIS DATA SHEET

CLIENT SAMPLE NO.
690-SB-56
(3.0'-4.0')-O

Lab Name: MITKEM LABORATORIES Contract:

Lab Code: MITKEM Case No.: J1301 Mod. Ref No.: SDG No.: SJ1301

Matrix: (SOIL/SED/WATER) SOIL Lab Sample ID: J1301-07A

Sample wt/vol: 30.3 (g/mL) G Lab File ID: S3G6192.D

Level: (LOW/MED) LOW Extraction: (Type) SONC

% Moisture: 8.0 Decanted: (Y/N) N Date Received: 06/24/2010

Concentrated Extract Volume: 1000 (uL) Date Extracted: 06/24/2010

Injection Volume: 1.0 (uL) GPC Factor: 1.00 Date Analyzed: 06/27/2010

GPC Cleanup: (Y/N) N pH: Dilution Factor: 1.0

CAS NO.	COMPOUND	CONCENTRATION UNITS: (ug/L or ug/Kg) µG/KG	Q
121-14-2	2,4-Dinitrotoluene	360	U
84-66-2	Diethylphthalate	360	U
7005-72-3	4-Chlorophenyl-phenylether	360	U
86-73-7	Fluorene	360	U
100-01-6	4-Nitroaniline	720	U
534-52-1	4,6-Dinitro-2-methylphenol	720	U
86-30-6	N-Nitrosodiphenylamine	360	U
101-55-3	4-Bromophenyl-phenylether	360	U
118-74-1	Hexachlorobenzene	360	U
87-86-5	Pentachlorophenol	720	UJ
85-01-8	Phenanthrene	360	U
120-12-7	Anthracene	360	U
86-74-8	Carbazole	360	U
84-74-2	Di-n-butylphthalate	360	U
206-44-0	Fluoranthene	360	U
129-00-0	Pyrene	360	U
85-68-7	Butylbenzylphthalate	360	U
91-94-1	3,3'-Dichlorobenzidine	360	U
56-55-3	Benzo(a)anthracene	360	U
218-01-9	Chrysene	360	U
117-81-7	Bis(2-ethylhexyl)phthalate	360	U
117-84-0	Di-n-octylphthalate	360	U
205-99-2	Benzo(b)fluoranthene	360	U
207-08-9	Benzo(k)fluoranthene	360	U
50-32-8	Benzo(a)pyrene	360	U
193-39-5	Indeno(1,2,3-cd)pyrene	360	U
53-70-3	Dibenzo(a,h)anthracene	360	U
191-24-2	Benzo(g,h,i)perylene	360	U

EGL

1K - FORM I SV-TIC

SEMIVOLATILE ORGANICS ANALYSIS DATA SHEET

TENTATIVELY IDENTIFIED COMPOUNDS

CLIENT SAMPLE NO.

690-SB-56
(3.0'-4.0')-O

Lab Name: MITKEM LABORATORIES Contract:

Lab Code: MITKEM Case No.: J1301 Mod. Ref No.: SDG No.: SJ1301

Matrix: (SOIL/SED/WATER) SOIL Lab Sample ID: J1301-07A

Sample wt/vol: 30.3 (g/mL) G Lab File ID: S3G6192.D

Level: (TRACE or LOW/MED) LOW Extraction: (Type) SONC

% Moisture: 8.0 Decanted: (Y/N) N Date Received: 06/24/2010

Concentrated Extract Volume: 1000 (uL) Date Extracted: 06/24/2010

Injection Volume: 1.0 (uL) GPC Factor: 1.00 Date Analyzed: 06/27/2010

GPC Cleanup: (Y/N) N pH: Dilution Factor: 1.0

CONCENTRATION UNITS: (ug/L or ug/Kg) µG/KG

	CAS NUMBER	COMPOUND NAME	RT	EST. CONC.	Q
01		Unknown-01	1.519	150	J
	E966796[2]	Total Alkanes	N/A		

[2] EPA-designated Registry Number.

1D - FORM I SV-1

SEMIVOLATILE ORGANICS ANALYSIS DATA SHEET

CLIENT SAMPLE NO.

690-SB-67
(8.0'-12')-O

Lab Name: MITKEM LABORATORIES Contract:

Lab Code: MITKEM Case No.: J1301 Mod. Ref No.: SDG No.: SJ1301

Matrix: (SOIL/SED/WATER) SOIL Lab Sample ID: J1301-08A

Sample wt/vol: 30.5 (g/mL) G Lab File ID: S3G6193.D

Level: (LOW/MED) LOW Extraction: (Type) SONC

% Moisture: 10 Decanted: (Y/N) N Date Received: 06/24/2010

Concentrated Extract Volume: 1000 (uL) Date Extracted: 06/24/2010

Injection Volume: 1.0 (uL) GPC Factor: 1.00 Date Analyzed: 06/27/2010

GPC Cleanup: (Y/N) N pH: Dilution Factor: 1.0

CAS NO.	COMPOUND	CONCENTRATION UNITS: (ug/L or ug/Kg) µG/KG	Q
108-95-2	Phenol	360	UJ
111-44-4	Bis(2-chloroethyl)ether	360	UJ
95-57-8	2-Chlorophenol	360	U
541-73-1	1,3-Dichlorobenzene	360	U
106-46-7	1,4-Dichlorobenzene	360	U
95-50-1	1,2-Dichlorobenzene	360	U
95-48-7	2-Methylphenol	360	U
108-60-1	2,2'-oxybis(1-Chloropropane)	360	UJ
106-44-5	4-Methylphenol	360	U
621-64-7	N-Nitroso-di-n-propylamine	360	U
67-72-1	Hexachloroethane	360	U
98-95-3	Nitrobenzene	360	U
78-59-1	Isophorone	360	U
88-75-5	2-Nitrophenol	360	U
105-67-9	2,4-Dimethylphenol	360	UJ
120-83-2	2,4-Dichlorophenol	360	U
120-82-1	1,2,4-Trichlorobenzene	360	U
91-20-3	Naphthalene	360	U
106-47-8	4-Chloroaniline	360	U
111-91-1	Bis(2-chloroethoxy)methane	360	U
87-68-3	Hexachlorobutadiene	360	U
59-50-7	4-Chloro-3-methylphenol	360	U
91-57-6	2-Methylnaphthalene	360	U
77-47-4	Hexachlorocyclopentadiene	360	U
88-06-2	2,4,6-Trichlorophenol	360	U
95-95-4	2,4,5-Trichlorophenol	730	U
91-58-7	2-Chloronaphthalene	360	U
88-74-4	2-Nitroaniline	730	U
131-11-3	Dimethylphthalate	360	U
208-96-8	Acenaphthylene	360	U
606-20-2	2,6-Dinitrotoluene	360	U
99-09-2	3-Nitroaniline	730	U
83-32-9	Acenaphthene	360	U
51-28-5	2,4-Dinitrophenol	730	UJ
100-02-7	4-Nitrophenol	730	U
132-64-9	Dibenzofuran	360	U

E&L 8/5/10

1E - FORM I SV-2

SEMIVOLATILE ORGANICS ANALYSIS DATA SHEET

CLIENT SAMPLE NO.

690-SB-67
(8.0'-12')-O

Lab Name: MITKEM LABORATORIES Contract:

Lab Code: MITKEM Case No.: J1301 Mod. Ref No.: SDG No.: SJ1301

Matrix: (SOIL/SED/WATER) SOIL Lab Sample ID: J1301-08A

Sample wt/vol: 30.5 (g/mL) G Lab File ID: S3G6193.D

Level: (LOW/MED) LOW Extraction: (Type) SONC

% Moisture: 10 Decanted: (Y/N) N Date Received: 06/24/2010

Concentrated Extract Volume: 1000 (uL) Date Extracted: 06/24/2010

Injection Volume: 1.0 (uL) GPC Factor: 1.00 Date Analyzed: 06/27/2010

GPC Cleanup: (Y/N) N pH: Dilution Factor: 1.0

CAS NO.	COMPOUND	CONCENTRATION UNITS: (ug/L or ug/Kg) ug/KG	Q
121-14-2	2,4-Dinitrotoluene	360	U
84-66-2	Diethylphthalate	360	U
7005-72-3	4-Chlorophenyl-phenylether	360	U
86-73-7	Fluorene	360	U
100-01-6	4-Nitroaniline	730	U
534-52-1	4,6-Dinitro-2-methylphenol	730	U
86-30-6	N-Nitrosodiphenylamine	360	U
101-55-3	4-Bromophenyl-phenylether	360	U
118-74-1	Hexachlorobenzene	360	U
87-86-5	Pentachlorophenol	730	UJ
85-01-8	Phenanthrene	360	U
120-12-7	Anthracene	360	U
86-74-8	Carbazole	360	U
84-74-2	Di-n-butylphthalate	360	U
206-44-0	Fluoranthene	360	U
129-00-0	Pyrene	360	U
85-68-7	Butylbenzylphthalate	360	U
91-94-1	3,3'-Dichlorobenzidine	360	U
56-55-3	Benzo(a)anthracene	360	U
218-01-9	Chrysene	360	U
117-81-7	Bis(2-ethylhexyl)phthalate	360	U
117-84-0	Di-n-octylphthalate	360	U
205-99-2	Benzo(b)fluoranthene	360	U
207-08-9	Benzo(k)fluoranthene	360	U
50-32-8	Benzo(a)pyrene	360	U
193-39-5	Indeno(1,2,3-cd)pyrene	360	U
53-70-3	Dibenzo(a,h)anthracene	360	U
191-24-2	Benzo(g,h,i)perylene	360	U

EGL 8/5/10

1K - FORM I SV-TIC

SEMIVOLATILE ORGANICS ANALYSIS DATA SHEET

TENTATIVELY IDENTIFIED COMPOUNDS

CLIENT SAMPLE NO.

690-SB-67
(8.0'-12')-O

Lab Name: MITKEM LABORATORIES Contract:

Lab Code: MITKEM Case No.: J1301 Mod. Ref No.: SDG No.: SJ1301

Matrix: (SOIL/SED/WATER) SOIL Lab Sample ID: J1301-08A

Sample wt/vol: 30.5 (g/mL) G Lab File ID: S3G6193.D

Level: (TRACE or LOW/MED) LOW Extraction: (Type) SONC

% Moisture: 10 Decanted: (Y/N) N Date Received: 06/24/2010

Concentrated Extract Volume: 1000 (uL) Date Extracted: 06/24/2010

Injection Volume: 1.0 (uL) GPC Factor: 1.00 Date Analyzed: 06/27/2010

GPC Cleanup: (Y/N) N pH: Dilution Factor: 1.0

CONCENTRATION UNITS: (ug/L or ug/Kg) UG/KG

	CAS NUMBER	COMPOUND NAME	RT	EST. CONC.	Q
01		Unknown-01	10.085	220	J
	E966796[2]	Total Alkanes	N/A		

[2] EPA-designated Registry Number.

1D - FORM I SV-1

SEMIVOLATILE ORGANICS ANALYSIS DATA SHEET

CLIENT SAMPLE NO.

690-SB-70
(8.0'-11.5')-O

Lab Name: MITKEM LABORATORIES Contract:

Lab Code: MITKEM Case No.: J1301 Mod. Ref No.: SDG No.: SJ1301

Matrix: (SOIL/SED/WATER) SOIL Lab Sample ID: J1301-09A

Sample wt/vol: 30.5 (g/mL) G Lab File ID: S3G6194.D

Level: (LOW/MED) LOW Extraction: (Type) SONC

% Moisture: 9.0 Decanted: (Y/N) N Date Received: 06/24/2010

Concentrated Extract Volume: 1000 (uL) Date Extracted: 06/24/2010

Injection Volume: 1.0 (uL) GPC Factor: 1.00 Date Analyzed: 06/27/2010

GPC Cleanup: (Y/N) N pH: Dilution Factor: 1.0

CAS NO.	COMPOUND	CONCENTRATION UNITS: (ug/L or ug/Kg) ug/KG	Q
108-95-2	Phenol	360	UJ
111-44-4	Bis(2-chloroethyl)ether	360	UJ
95-57-8	2-Chlorophenol	360	U
541-73-1	1,3-Dichlorobenzene	360	U
106-46-7	1,4-Dichlorobenzene	360	U
95-50-1	1,2-Dichlorobenzene	360	U
95-48-7	2-Methylphenol	360	U
108-60-1	2,2'-oxybis(1-Chloropropane)	360	UJ
106-44-5	4-Methylphenol	360	U
621-64-7	N-Nitroso-di-n-propylamine	360	U
67-72-1	Hexachloroethane	360	U
98-95-3	Nitrobenzene	360	U
78-59-1	Isophorone	360	U
88-75-5	2-Nitrophenol	360	U
105-67-9	2,4-Dimethylphenol	360	UJ
120-83-2	2,4-Dichlorophenol	360	U
120-82-1	1,2,4-Trichlorobenzene	360	U
91-20-3	Naphthalene	360	U
106-47-8	4-Chloroaniline	360	U
111-91-1	Bis(2-chloroethoxy)methane	360	U
87-68-3	Hexachlorobutadiene	360	U
59-50-7	4-Chloro-3-methylphenol	360	U
91-57-6	2-Methylnaphthalene	360	U
77-47-4	Hexachlorocyclopentadiene	360	U
88-06-2	2,4,6-Trichlorophenol	360	U
95-95-4	2,4,5-Trichlorophenol	720	U
91-58-7	2-Chloronaphthalene	360	U
88-74-4	2-Nitroaniline	720	U
131-11-3	Dimethylphthalate	360	U
208-96-8	Acenaphthylene	360	U
606-20-2	2,6-Dinitrotoluene	360	U
99-09-2	3-Nitroaniline	720	U
83-32-9	Acenaphthene	360	U
51-28-5	2,4-Dinitrophenol	720	UJ
100-02-7	4-Nitrophenol	720	U
132-64-9	Dibenzofuran	360	U

EGL

8/5/10

1E - FORM I SV-2

SEMIVOLATILE ORGANICS ANALYSIS DATA SHEET

CLIENT SAMPLE NO.
690-SB-70
(8.0'-11.5')-O

Lab Name: MITKEM LABORATORIES Contract:

Lab Code: MITKEM Case No.: J1301 Mod. Ref No.: SDG No.: SJ1301

Matrix: (SOIL/SED/WATER) SOIL Lab Sample ID: J1301-09A

Sample wt/vol: 30.5 (g/mL) G Lab File ID: S3G6194.D

Level: (LOW/MED) LOW Extraction: (Type) SONC

% Moisture: 9.0 Decanted: (Y/N) N Date Received: 06/24/2010

Concentrated Extract Volume: 1000 (uL) Date Extracted: 06/24/2010

Injection Volume: 1.0 (uL) GPC Factor: 1.00 Date Analyzed: 06/27/2010

GPC Cleanup: (Y/N) N pH: Dilution Factor: 1.0

CAS NO.	COMPOUND	CONCENTRATION UNITS: (ug/L or ug/Kg) UG/KG	Q
121-14-2	2,4-Dinitrotoluene	360	U
84-66-2	Diethylphthalate	360	U
7005-72-3	4-Chlorophenyl-phenylether	360	U
86-73-7	Fluorene	360	U
100-01-6	4-Nitroaniline	720	U
534-52-1	4,6-Dinitro-2-methylphenol	720	U
86-30-6	N-Nitrosodiphenylamine	360	U
101-55-3	4-Bromophenyl-phenylether	360	U
118-74-1	Hexachlorobenzene	360	U
87-86-5	Pentachlorophenol	720	UJ
85-01-8	Phenanthrene	360	U
120-12-7	Anthracene	360	U
86-74-8	Carbazole	360	U
84-74-2	Di-n-butylphthalate	360	U
206-44-0	Fluoranthene	360	U
129-00-0	Pyrene	360	U
85-68-7	Butylbenzylphthalate	360	U
91-94-1	3,3'-Dichlorobenzidine	360	U
56-55-3	Benzo(a)anthracene	360	U
218-01-9	Chrysene	360	U
117-81-7	Bis(2-ethylhexyl)phthalate	360	U
117-84-0	Di-n-octylphthalate	360	U
205-99-2	Benzo(b)fluoranthene	360	U
207-08-9	Benzo(k)fluoranthene	360	U
50-32-8	Benzo(a)pyrene	360	U
193-39-5	Indeno(1,2,3-cd)pyrene	360	U
53-70-3	Dibenzo(a,h)anthracene	360	U
191-24-2	Benzo(g,h,i)perylene	360	U

EGL 8/5/10

1K - FORM I SV-TIC

SEMIVOLATILE ORGANICS ANALYSIS DATA SHEET

TENTATIVELY IDENTIFIED COMPOUNDS

CLIENT SAMPLE NO.

690-SB-70
(8.0'-11.5')-O

Lab Name: MITKEM LABORATORIES Contract:

Lab Code: MITKEM Case No.: J1301 Mod. Ref No.: SDG No.: SJ1301

Matrix: (SOIL/SED/WATER) SOIL Lab Sample ID: J1301-09A

Sample wt/vol: 30.5 (g/mL) G Lab File ID: S3G6194.D

Level: (TRACE or LOW/MED) LOW Extraction: (Type) SONC

% Moisture: 9.0 Decanted: (Y/N) N Date Received: 06/24/2010

Concentrated Extract Volume: 1000 (uL) Date Extracted: 06/24/2010

Injection Volume: 1.0 (uL) GPC Factor: 1.00 Date Analyzed: 06/27/2010

GPC Cleanup: (Y/N) N pH: Dilution Factor: 1.0

CONCENTRATION UNITS: (ug/L or ug/Kg) UG/KG

	CAS NUMBER	COMPOUND NAME	RT	EST. CONC.	Q
01	74685-29-3	9-Eicosene, (E)-	8.896	580	NJ
	E966796[2]	Total Alkanes	N/A		

[2] EPA-designated Registry Number.

1D - FORM I SV-1

SEMIVOLATILE ORGANICS ANALYSIS DATA SHEET

CLIENT SAMPLE NO.

690-SB-72
(9.0'-11.0')-O

Lab Name: MITKEM LABORATORIES Contract:

Lab Code: MITKEM Case No.: J1301 Mod. Ref No.: SDG No.: SJ1301

Matrix: (SOIL/SED/WATER) SOIL Lab Sample ID: J1301-10A

Sample wt/vol: 30.0 (g/mL) G Lab File ID: S3G6195.D

Level: (LOW/MED) LOW Extraction: (Type) SONC

% Moisture: 9.0 Decanted: (Y/N) N Date Received: 06/24/2010

Concentrated Extract Volume: 1000 (uL) Date Extracted: 06/24/2010

Injection Volume: 1.0 (uL) GPC Factor: 1.00 Date Analyzed: 06/27/2010

GPC Cleanup: (Y/N) N pH: Dilution Factor: 1.0

CAS NO.	COMPOUND	CONCENTRATION UNITS: (ug/L or ug/Kg) ug/KG	Q
108-95-2	Phenol	360	UJ
111-44-4	Bis(2-chloroethyl)ether	360	UJ
95-57-8	2-Chlorophenol	360	U
541-73-1	1,3-Dichlorobenzene	360	U
106-46-7	1,4-Dichlorobenzene	360	U
95-50-1	1,2-Dichlorobenzene	360	U
95-48-7	2-Methylphenol	360	U
108-60-1	2,2'-oxybis(1-Chloropropane)	360	UJ
106-44-5	4-Methylphenol	360	U
621-64-7	N-Nitroso-di-n-propylamine	360	U
67-72-1	Hexachloroethane	360	U
98-95-3	Nitrobenzene	360	U
78-59-1	Isophorone	360	U
88-75-5	2-Nitrophenol	360	U
105-67-9	2,4-Dimethylphenol	360	UJ
120-83-2	2,4-Dichlorophenol	360	U
120-82-1	1,2,4-Trichlorobenzene	360	U
91-20-3	Naphthalene	360	U
106-47-8	4-Chloroaniline	360	U
111-91-1	Bis(2-chloroethoxy)methane	360	U
87-68-3	Hexachlorobutadiene	360	U
59-50-7	4-Chloro-3-methylphenol	360	U
91-57-6	2-Methylnaphthalene	360	U
77-47-4	Hexachlorocyclopentadiene	360	U
88-06-2	2,4,6-Trichlorophenol	360	U
95-95-4	2,4,5-Trichlorophenol	740	U
91-58-7	2-Chloronaphthalene	360	U
88-74-4	2-Nitroaniline	740	U
131-11-3	Dimethylphthalate	360	U
208-96-8	Acenaphthylene	360	U
606-20-2	2,6-Dinitrotoluene	360	U
99-09-2	3-Nitroaniline	740	U
83-32-9	Acenaphthene	360	U
51-28-5	2,4-Dinitrophenol	740	UJ
100-02-7	4-Nitrophenol	740	U
132-64-9	Dibenzofuran	360	U

EGL 8/5/10

0032

1E - FORM I SV-2

SEMIVOLATILE ORGANICS ANALYSIS DATA SHEET

CLIENT SAMPLE NO.

690-SB-72
(9.0'-11.0')-O

Lab Name: MITKEM LABORATORIES Contract:

Lab Code: MITKEM Case No.: J1301 Mod. Ref No.: SDG No.: SJ1301

Matrix: (SOIL/SED/WATER) SOIL Lab Sample ID: J1301-10A

Sample wt/vol: 30.0 (g/mL) G Lab File ID: S3G6195.D

Level: (LOW/MED) LOW Extraction: (Type) SONC

% Moisture: 9.0 Decanted: (Y/N) N Date Received: 06/24/2010

Concentrated Extract Volume: 1000 (uL) Date Extracted: 06/24/2010

Injection Volume: 1.0 (uL) GPC Factor: 1.00 Date Analyzed: 06/27/2010

GPC Cleanup: (Y/N) N pH: Dilution Factor: 1.0

CAS NO.	COMPOUND	CONCENTRATION UNITS: (ug/L or ug/Kg) ug/KG	Q
121-14-2	2,4-Dinitrotoluene	360	U
84-66-2	Diethylphthalate	360	U
7005-72-3	4-Chlorophenyl-phenylether	360	U
86-73-7	Fluorene	360	U
100-01-6	4-Nitroaniline	740	U
534-52-1	4,6-Dinitro-2-methylphenol	740	U
86-30-6	N-Nitrosodiphenylamine	360	U
101-55-3	4-Bromophenyl-phenylether	360	U
118-74-1	Hexachlorobenzene	360	U
87-86-5	Pentachlorophenol	740	U J
85-01-8	Phenanthrene	360	U
120-12-7	Anthracene	360	U
86-74-8	Carbazole	360	U
84-74-2	Di-n-butylphthalate	360	U
206-44-0	Fluoranthene	360	U
129-00-0	Pyrene	360	U
85-68-7	Butylbenzylphthalate	360	U
91-94-1	3,3'-Dichlorobenzidine	360	U
56-55-3	Benzo(a)anthracene	360	U
218-01-9	Chrysene	360	U
117-81-7	Bis(2-ethylhexyl)phthalate	360	U
117-84-0	Di-n-octylphthalate	360	U
205-99-2	Benzo(b)fluoranthene	360	U
207-08-9	Benzo(k)fluoranthene	360	U
50-32-8	Benzo(a)pyrene	360	U
193-39-5	Indeno(1,2,3-cd)pyrene	360	U
53-70-3	Dibenzo(a,h)anthracene	360	U
191-24-2	Benzo(g,h,i)perylene	360	U

EGL

SW846 8/5/10

1K - FORM I SV-TIC

SEMIVOLATILE ORGANICS ANALYSIS DATA SHEET

TENTATIVELY IDENTIFIED COMPOUNDS

CLIENT SAMPLE NO.

690-SB-72
(9.0'-11.0')-O

Lab Name: MITKEM LABORATORIES Contract:

Lab Code: MITKEM Case No.: J1301 Mod. Ref No.: SDG No.: SJ1301

Matrix: (SOIL/SED/WATER) SOIL Lab Sample ID: J1301-10A

Sample wt/vol: 30.0 (g/mL) G Lab File ID: S3G6195.D

Level: (TRACE or LOW/MED) LOW Extraction: (Type) SONC

% Moisture: 9.0 Decanted: (Y/N) N Date Received: 06/24/2010

Concentrated Extract Volume: 1000 (uL) Date Extracted: 06/24/2010

Injection Volume: 1.0 (uL) GPC Factor: 1.00 Date Analyzed: 06/27/2010

GPC Cleanup: (Y/N) N pH: Dilution Factor: 1.0

CONCENTRATION UNITS: (ug/L or ug/Kg) UG/KG

	CAS NUMBER	COMPOUND NAME	RT	EST. CONC.	Q
01		Unknown-01	9.641	170	J
	E966796[2]	Total Alkanes	N/A		

[2] EPA-designated Registry Number.

1D - FORM I SV-1

SEMIVOLATILE ORGANICS ANALYSIS DATA SHEET

CLIENT SAMPLE NO.
690-SG-5
(8.0'-12.0')-O

Lab Name: MITKEM LABORATORIES Contract:

Lab Code: MITKEM Case No.: J1301 Mod. Ref No.: SDG No.: SJ1301

Matrix: (SOIL/SED/WATER) SOIL Lab Sample ID: J1301-11A

Sample wt/vol: 30.4 (g/mL) G Lab File ID: S3G6196.D

Level: (LOW/MED) LOW Extraction: (Type) SONC

% Moisture: 10 Decanted: (Y/N) N Date Received: 06/24/2010

Concentrated Extract Volume: 1000 (uL) Date Extracted: 06/24/2010

Injection Volume: 1.0 (uL) GPC Factor: 1.00 Date Analyzed: 06/27/2010

GPC Cleanup: (Y/N) N pH: Dilution Factor: 1.0

CAS NO.	COMPOUND	CONCENTRATION UNITS: (ug/L or ug/Kg) ug/KG	Q
108-95-2	Phenol	360	UJ
111-44-4	Bis(2-chloroethyl)ether	360	UJ
95-57-8	2-Chlorophenol	360	U
541-73-1	1,3-Dichlorobenzene	360	U
106-46-7	1,4-Dichlorobenzene	360	U
95-50-1	1,2-Dichlorobenzene	360	U
95-48-7	2-Methylphenol	360	U
108-60-1	2,2'-oxybis(1-Chloropropane)	360	UJ
106-44-5	4-Methylphenol	360	U
621-64-7	N-Nitroso-di-n-propylamine	360	U
67-72-1	Hexachloroethane	360	U
98-95-3	Nitrobenzene	360	U
78-59-1	Isophorone	360	U
88-75-5	2-Nitrophenol	360	U
105-67-9	2,4-Dimethylphenol	360	UJ
120-83-2	2,4-Dichlorophenol	360	U
120-82-1	1,2,4-Trichlorobenzene	360	U
91-20-3	Naphthalene	47	J
106-47-8	4-Chloroaniline	360	U
111-91-1	Bis(2-chloroethoxy)methane	360	U
87-68-3	Hexachlorobutadiene	360	U
59-50-7	4-Chloro-3-methylphenol	360	U
91-57-6	2-Methylnaphthalene	360	U
77-47-4	Hexachlorocyclopentadiene	360	U
88-06-2	2,4,6-Trichlorophenol	360	U
95-95-4	2,4,5-Trichlorophenol	730	U
91-58-7	2-Chloronaphthalene	360	U
88-74-4	2-Nitroaniline	730	U
131-11-3	Dimethylphthalate	360	U
208-96-8	Acenaphthylene	360	U
606-20-2	2,6-Dinitrotoluene	360	U
99-09-2	3-Nitroaniline	730	U
83-32-9	Acenaphthene	360	U
51-28-5	2,4-Dinitrophenol	730	UJ
100-02-7	4-Nitrophenol	730	U
132-64-9	Dibenzofuran	360	U

EGL 8/5/10

1E - FORM I SV-2

SEMIVOLATILE ORGANICS ANALYSIS DATA SHEET

CLIENT SAMPLE NO.

690-SG-5
(8.0'-12.0')-O

Lab Name: MITKEM LABORATORIES Contract:

Lab Code: MITKEM Case No.: J1301 Mod. Ref No.: SDG No.: SJ1301

Matrix: (SOIL/SED/WATER) SOIL Lab Sample ID: J1301-11A

Sample wt/vol: 30.4 (g/mL) G Lab File ID: S3G6196.D

Level: (LOW/MED) LOW Extraction: (Type) SONC

% Moisture: 10 Decanted: (Y/N) N Date Received: 06/24/2010

Concentrated Extract Volume: 1000 (uL) Date Extracted: 06/24/2010

Injection Volume: 1.0 (uL) GPC Factor: 1.00 Date Analyzed: 06/27/2010

GPC Cleanup: (Y/N) N pH: Dilution Factor: 1.0

CAS NO.	COMPOUND	CONCENTRATION UNITS: (ug/L or ug/Kg) µG/KG	Q
121-14-2	2,4-Dinitrotoluene	360	U
84-66-2	Diethylphthalate	360	U
7005-72-3	4-Chlorophenyl-phenylether	360	U
86-73-7	Fluorene	360	U
100-01-6	4-Nitroaniline	730	U
534-52-1	4,6-Dinitro-2-methylphenol	730	U
86-30-6	N-Nitrosodiphenylamine	360	U
101-55-3	4-Bromophenyl-phenylether	360	U
118-74-1	Hexachlorobenzene	360	U
87-86-5	Pentachlorophenol	730	U J
85-01-8	Phenanthrene	360	U
120-12-7	Anthracene	360	U
86-74-8	Carbazole	360	U
84-74-2	Di-n-butylphthalate	360	U
206-44-0	Fluoranthene	360	U
129-00-0	Pyrene	360	U
85-68-7	Butylbenzylphthalate	360	U
91-94-1	3,3'-Dichlorobenzidine	360	U
56-55-3	Benzo(a)anthracene	360	U
218-01-9	Chrysene	360	U
117-81-7	Bis(2-ethylhexyl)phthalate	360	U
117-84-0	Di-n-octylphthalate	360	U
205-99-2	Benzo(b)fluoranthene	360	U
207-08-9	Benzo(k)fluoranthene	360	U
50-32-8	Benzo(a)pyrene	360	U
193-39-5	Indeno(1,2,3-cd)pyrene	360	U
53-70-3	Dibenzo(a,h)anthracene	360	U
191-24-2	Benzo(g,h,i)perylene	360	U

EGL 8/5/10

1K - FORM I SV-TIC

SEMIVOLATILE ORGANICS ANALYSIS DATA SHEET

TENTATIVELY IDENTIFIED COMPOUNDS

CLIENT SAMPLE NO.

690-SG-5
(8.0'-12.0')-O

Lab Name: MITKEM LABORATORIES Contract:

Lab Code: MITKEM Case No.: J1301 Mod. Ref No.: SDG No.: SJ1301

Matrix: (SOIL/SED/WATER) SOIL Lab Sample ID: J1301-11A

Sample wt/vol: 30.4 (g/mL) G Lab File ID: S3G6196.D

Level: (TRACE or LOW/MED) LOW Extraction: (Type) SONC

% Moisture: 10 Decanted: (Y/N) N Date Received: 06/24/2010

Concentrated Extract Volume: 1000 (uL) Date Extracted: 06/24/2010

Injection Volume: 1.0 (uL) GPC Factor: 1.00 Date Analyzed: 06/27/2010

GPC Cleanup: (Y/N) N pH: Dilution Factor: 1.0

CONCENTRATION UNITS: (ug/L or ug/Kg) µG/KG

	CAS NUMBER	COMPOUND NAME	RT	EST. CONC.	Q
01		Unknown-01	2.261	150	J
02		Unknown-02	2.485	230	J
03	108-67-8	Benzene, 1,3,5-trimethyl-	2.544	200	NJ
04	526-73-8	Benzene, 1,2,3-trimethyl-	2.736	450	NJ
05	124-18-5	Decane	2.758	160	NJ
06	1120-21-4	Undecane	3.543	150	NJ
07	13798-23-7	Sulfur	6.625	510	NJ
08		Unknown-03	8.394	150	J
09	32624-67-2	10,18-Bisnorabieta-8,11,13-t	8.736	160	NJ
10	10544-50-0	Cyclic octaatomic sulfur	8.885	1500	NJ
11		Unknown-04	10.141	240	J
	E966796[2]	Total Alkanes	N/A		

[2] EPA-designated Registry Number.

1D - FORM I SV-1

SEMIVOLATILE ORGANICS ANALYSIS DATA SHEET

CLIENT SAMPLE NO.

690-SB-28
(4.0'-8.0')-O

Lab Name: MITKEM LABORATORIES Contract:

Lab Code: MITKEM Case No.: J1301 Mod. Ref No.: SDG No.: SJ1301

Matrix: (SOIL/SED/WATER) SOIL Lab Sample ID: J1301-12A

Sample wt/vol: 30.1 (g/mL) G Lab File ID: S3G6197.D

Level: (LOW/MED) LOW Extraction: (Type) SONC

% Moisture: 15 Decanted: (Y/N) N Date Received: 06/24/2010

Concentrated Extract Volume: 1000 (uL) Date Extracted: 06/24/2010

Injection Volume: 1.0 (uL) GPC Factor: 1.00 Date Analyzed: 06/27/2010

GPC Cleanup: (Y/N) N pH: Dilution Factor: 1.0

CAS NO.	COMPOUND	CONCENTRATION UNITS: (ug/L or ug/Kg) ug/KG	Q
108-95-2	Phenol	390	UJ
111-44-4	Bis(2-chloroethyl)ether	390	UJ
95-57-8	2-Chlorophenol	390	U
541-73-1	1,3-Dichlorobenzene	390	U
106-46-7	1,4-Dichlorobenzene	390	U
95-50-1	1,2-Dichlorobenzene	390	U
95-48-7	2-Methylphenol	390	U
108-60-1	2,2'-oxybis(1-Chloropropane)	390	UJ
106-44-5	4-Methylphenol	390	U
621-64-7	N-Nitroso-di-n-propylamine	390	U
67-72-1	Hexachloroethane	390	U
98-95-3	Nitrobenzene	390	U
78-59-1	Isophorone	390	U
88-75-5	2-Nitrophenol	390	U
105-67-9	2,4-Dimethylphenol	390	UJ
120-83-2	2,4-Dichlorophenol	390	U
120-82-1	1,2,4-Trichlorobenzene	390	U
91-20-3	Naphthalene	390	U
106-47-8	4-Chloroaniline	390	U
111-91-1	Bis(2-chloroethoxy)methane	390	U
87-68-3	Hexachlorobutadiene	390	U
59-50-7	4-Chloro-3-methylphenol	390	U
91-57-6	2-Methylnaphthalene	390	U
77-47-4	Hexachlorocyclopentadiene	390	U
88-06-2	2,4,6-Trichlorophenol	390	U
95-95-4	2,4,5-Trichlorophenol	790	U
91-58-7	2-Chloronaphthalene	390	U
88-74-4	2-Nitroaniline	790	U
131-11-3	Dimethylphthalate	390	U
208-96-8	Acenaphthylene	390	U
606-20-2	2,6-Dinitrotoluene	390	U
99-09-2	3-Nitroaniline	790	U
83-32-9	Acenaphthene	390	U
51-28-5	2,4-Dinitrophenol	790	UJ
100-02-7	4-Nitrophenol	790	U
132-64-9	Dibenzofuran	390	U

EGL 8/5/10

0098

1E - FORM I SV-2

SEMIVOLATILE ORGANICS ANALYSIS DATA SHEET

CLIENT SAMPLE NO.
690-SB-28
(4.0'-8.0')-O

Lab Name: MITKEM LABORATORIES Contract:

Lab Code: MITKEM Case No.: J1301 Mod. Ref No.: SDG No.: SJ1301

Matrix: (SOIL/SED/WATER) SOIL Lab Sample ID: J1301-12A

Sample wt/vol: 30.1 (g/mL) G Lab File ID: S3G6197.D

Level: (LOW/MED) LOW Extraction: (Type) SONC

% Moisture: 15 Decanted: (Y/N) N Date Received: 06/24/2010

Concentrated Extract Volume: 1000 (uL) Date Extracted: 06/24/2010

Injection Volume: 1.0 (uL) GPC Factor: 1.00 Date Analyzed: 06/27/2010

GPC Cleanup: (Y/N) N pH: Dilution Factor: 1.0

CAS NO.	COMPOUND	CONCENTRATION UNITS: (ug/L or ug/Kg) ug/Kg	Q
121-14-2	2,4-Dinitrotoluene	390	U
84-66-2	Diethylphthalate	390	U
7005-72-3	4-Chlorophenyl-phenylether	390	U
86-73-7	Fluorene	390	U
100-01-6	4-Nitroaniline	790	U
534-52-1	4,6-Dinitro-2-methylphenol	790	U
86-30-6	N-Nitrosodiphenylamine	390	U
101-55-3	4-Bromophenyl-phenylether	390	U
118-74-1	Hexachlorobenzene	390	U
87-86-5	Pentachlorophenol	790	UJ
85-01-8	Phenanthrene	390	U
120-12-7	Anthracene	390	U
86-74-8	Carbazole	390	U
84-74-2	Di-n-butylphthalate	390	U
206-44-0	Fluoranthene	390	U
129-00-0	Pyrene	390	U
85-68-7	Butylbenzylphthalate	390	U
91-94-1	3,3'-Dichlorobenzidine	390	U
56-55-3	Benzo(a)anthracene	390	U
218-01-9	Chrysene	390	U
117-81-7	Bis(2-ethylhexyl)phthalate	390	U
117-84-0	Di-n-octylphthalate	390	U
205-99-2	Benzo(b)fluoranthene	390	U
207-08-9	Benzo(k)fluoranthene	390	U
50-32-8	Benzo(a)pyrene	390	U
193-39-5	Indeno(1,2,3-cd)pyrene	390	U
53-70-3	Dibenzo(a,h)anthracene	390	U
191-24-2	Benzo(g,h,i)perylene	390	U

EGL

1K - FORM I SV-TIC

SEMIVOLATILE ORGANICS ANALYSIS DATA SHEET

TENTATIVELY IDENTIFIED COMPOUNDS

CLIENT SAMPLE NO.

690-SB-28
(4.0'-8.0')-O

Lab Name: MITKEM LABORATORIES Contract:

Lab Code: MITKEM Case No.: J1301 Mod. Ref No.: SDG No.: SJ1301

Matrix: (SOIL/SED/WATER) SOIL Lab Sample ID: J1301-12A

Sample wt/vol: 30.1 (g/mL) G Lab File ID: S3G6197.D

Level: (TRACE or LOW/MED) LOW Extraction: (Type) SONC

% Moisture: 15 Decanted: (Y/N) N Date Received: 06/24/2010

Concentrated Extract Volume: 1000 (uL) Date Extracted: 06/24/2010

Injection Volume: 1.0 (uL) GPC Factor: 1.00 Date Analyzed: 06/27/2010

GPC Cleanup: (Y/N) N pH: Dilution Factor: 1.0

CONCENTRATION UNITS: (ug/L or ug/Kg) µG/KG

CAS NUMBER	COMPOUND NAME	RT	EST. CONC.	Q
E966796[2]	Total Alkanes	N/A		

[2] EPA-designated Registry Number.

1D - FORM I SV-1

SEMIVOLATILE ORGANICS ANALYSIS DATA SHEET

CLIENT SAMPLE NO.

690-FIELD BLANK-O

Lab Name: MITKEM LABORATORIES Contract:

Lab Code: MITKEM Case No.: J1301 Mod. Ref No.: SDG No.: SJ1301

Matrix: (SOIL/SED/WATER) WATER Lab Sample ID: J1301-13B

Sample wt/vol: 1000 (g/mL) ML Lab File ID: S3G6330.D

Level: (LOW/MED) LOW Extraction: (Type) CONT

% Moisture: Decanted: (Y/N) Date Received: 06/24/2010

Concentrated Extract Volume: 1000 (uL) Date Extracted: 06/25/2010

Injection Volume: 1.0 (uL) GPC Factor: 1.00 Date Analyzed: 07/02/2010

GPC Cleanup: (Y/N) N pH: Dilution Factor: 1.0

CAS NO.	COMPOUND	CONCENTRATION UNITS: (ug/L or ug/Kg) µG/L	Q
108-95-2	Phenol	10	U
111-44-4	Bis(2-chloroethyl)ether	10	U
95-57-8	2-Chlorophenol	10	U
541-73-1	1,3-Dichlorobenzene	10	U
106-46-7	1,4-Dichlorobenzene	10	U
95-50-1	1,2-Dichlorobenzene	10	U
95-48-7	2-Methylphenol	10	U
108-60-1	2,2'-oxybis(1-Chloropropane)	10	U
106-44-5	4-Methylphenol	10	U
621-64-7	N-Nitroso-di-n-propylamine	10	U
67-72-1	Hexachloroethane	10	U
98-95-3	Nitrobenzene	10	U
78-59-1	Isophorone	10	U
88-75-5	2-Nitrophenol	10	U
105-67-9	2,4-Dimethylphenol	10	U J
120-83-2	2,4-Dichlorophenol	10	U
120-82-1	1,2,4-Trichlorobenzene	10	U
91-20-3	Naphthalene	10	U
106-47-8	4-Chloroaniline	10	U
111-91-1	Bis(2-chloroethoxy)methane	10	U
87-68-3	Hexachlorobutadiene	10	U
59-50-7	4-Chloro-3-methylphenol	10	U
91-57-6	2-Methylnaphthalene	10	U
77-47-4	Hexachlorocyclopentadiene	10	U
88-06-2	2,4,6-Trichlorophenol	10	U
95-95-4	2,4,5-Trichlorophenol	20	U
91-58-7	2-Chloronaphthalene	10	U
88-74-4	2-Nitroaniline	20	U J
131-11-3	Dimethylphthalate	10	U
208-96-8	Acenaphthylene	10	U
606-20-2	2,6-Dinitrotoluene	10	U
99-09-2	3-Nitroaniline	20	U
83-32-9	Acenaphthene	10	U
51-28-5	2,4-Dinitrophenol	20	U
100-02-7	4-Nitrophenol	20	U
132-64-9	Dibenzofuran	10	U

1E - FORM I SV-2

SEMIVOLATILE ORGANICS ANALYSIS DATA SHEET

CLIENT SAMPLE NO.

690-FIELD BLANK-O

Lab Name: MITKEM LABORATORIES Contract:

Lab Code: MITKEM Case No.: J1301 Mod. Ref No.: SDG No.: SJ1301

Matrix: (SOIL/SED/WATER) WATER Lab Sample ID: J1301-13B

Sample wt/vol: 1000 (g/mL) ML Lab File ID: S3G6330.D

Level: (LOW/MED) LOW Extraction: (Type) CONT

% Moisture: Decanted: (Y/N) Date Received: 06/24/2010

Concentrated Extract Volume: 1000 (uL) Date Extracted: 06/25/2010

Injection Volume: 1.0 (uL) GPC Factor: 1.00 Date Analyzed: 07/02/2010

GPC Cleanup: (Y/N) N pH: Dilution Factor: 1.0

CAS NO.	COMPOUND	CONCENTRATION UNITS: (ug/L or ug/Kg) µG/L	Q
121-14-2	2,4-Dinitrotoluene	10	U
84-66-2	Diethylphthalate	10	U
7005-72-3	4-Chlorophenyl-phenylether	10	U
86-73-7	Fluorene	10	U
100-01-6	4-Nitroaniline	20	U J
534-52-1	4,6-Dinitro-2-methylphenol	20	U
86-30-6	N-Nitrosodiphenylamine	10	U
101-55-3	4-Bromophenyl-phenylether	10	U
118-74-1	Hexachlorobenzene	10	U
87-86-5	Pentachlorophenol	20	U
85-01-8	Phenanthrene	10	U
120-12-7	Anthracene	10	U
86-74-8	Carbazole	10	U
84-74-2	Di-n-butylphthalate	10	U
206-44-0	Fluoranthene	10	U
129-00-0	Pyrene	10	U
85-68-7	Butylbenzylphthalate	10	U
91-94-1	3,3'-Dichlorobenzidine	10	U J
56-55-3	Benzo(a)anthracene	10	U
218-01-9	Chrysene	10	U
117-81-7	Bis(2-ethylhexyl)phthalate	10	U
117-84-0	Di-n-octylphthalate	10	U
205-99-2	Benzo(b)fluoranthene	10	U
207-08-9	Benzo(k)fluoranthene	10	U
50-32-8	Benzo(a)pyrene	10	U
193-39-5	Indeno(1,2,3-cd)pyrene	10	U
53-70-3	Dibenzo(a,h)anthracene	10	U
191-24-2	Benzo(g,h,i)perylene	10	U

EGL 8/5/10

1K - FORM I SV-TIC

SEMIVOLATILE ORGANICS ANALYSIS DATA SHEET

TENTATIVELY IDENTIFIED COMPOUNDS

CLIENT SAMPLE NO.

690-FIELD BLANK-O

Lab Name: MITKEM LABORATORIES Contract:

Lab Code: MITKEM Case No.: J1301 Mod. Ref No.: SDG No.: SJ1301

Matrix: (SOIL/SED/WATER) WATER Lab Sample ID: J1301-13B

Sample wt/vol: 1000 (g/mL) ML Lab File ID: S3G6330.D

Level: (TRACE or LOW/MED) LOW Extraction: (Type) CONT

% Moisture: Decanted: (Y/N) Date Received: 06/24/2010

Concentrated Extract Volume: 1000 (uL) Date Extracted: 06/25/2010

Injection Volume: 1.0 (uL) GPC Factor: 1.00 Date Analyzed: 07/02/2010

GPC Cleanup: (Y/N) N pH: Dilution Factor: 1.0

CONCENTRATION UNITS: (ug/L or ug/Kg) ug/L

	CAS NUMBER	COMPOUND NAME	RT	EST. CONC.	Q
01	80-05-7	Phenol, 4,4'-(1-methylethyli	9.262	23	NJ
	E966796[2]	Total Alkanes	N/A		

[2] EPA-designated Registry Number.

1D - FORM I SV-1

SEMIVOLATILE ORGANICS ANALYSIS DATA SHEET

CLIENT SAMPLE NO.

690-MW-6
(8.3'-10.3')-D

Lab Name: MITKEM LABORATORIES Contract:

Lab Code: MITKEM Case No.: J1301 Mod. Ref No.: SDG No.: SJ1301

Matrix: (SOIL/SED/WATER) SOIL Lab Sample ID: J1301-15A

Sample wt/vol: 30.4 (g/mL) G Lab File ID: S3G6412.D

Level: (LOW/MED) LOW Extraction: (Type) SONC

% Moisture: 13 Decanted: (Y/N) N Date Received: 06/24/2010

Concentrated Extract Volume: 1000 (uL) Date Extracted: 06/29/2010

Injection Volume: 1.0 (uL) GPC Factor: 1.00 Date Analyzed: 07/05/2010

GPC Cleanup: (Y/N) N pH: Dilution Factor: 1.0

CAS NO.	COMPOUND	CONCENTRATION UNITS: (ug/L or ug/Kg) ug/KG	Q
108-95-2	Phenol	370	U
111-44-4	Bis(2-chloroethyl)ether	370	U
95-57-8	2-Chlorophenol	370	U
541-73-1	1,3-Dichlorobenzene	370	U
106-46-7	1,4-Dichlorobenzene	370	U
95-50-1	1,2-Dichlorobenzene	370	U
95-48-7	2-Methylphenol	370	U
108-60-1	2,2'-oxybis(1-Chloropropane)	370	U
106-44-5	4-Methylphenol	370	U
621-64-7	N-Nitroso-di-n-propylamine	370	U
67-72-1	Hexachloroethane	370	U
98-95-3	Nitrobenzene	370	U
78-59-1	Isophorone	370	U
88-75-5	2-Nitrophenol	370	U
105-67-9	2,4-Dimethylphenol	370	U J
120-83-2	2,4-Dichlorophenol	370	U
120-82-1	1,2,4-Trichlorobenzene	370	U
91-20-3	Naphthalene	370	U
106-47-8	4-Chloroaniline	370	U
111-91-1	Bis(2-chloroethoxy)methane	370	U
87-68-3	Hexachlorobutadiene	370	U
59-50-7	4-Chloro-3-methylphenol	370	U
91-57-6	2-Methylnaphthalene	370	U
77-47-4	Hexachlorocyclopentadiene	370	U
88-06-2	2,4,6-Trichlorophenol	370	U
95-95-4	2,4,5-Trichlorophenol	760	U
91-58-7	2-Chloronaphthalene	370	U
88-74-4	2-Nitroaniline	760	U
131-11-3	Dimethylphthalate	370	U
208-96-8	Acenaphthylene	370	U
606-20-2	2,6-Dinitrotoluene	370	U
99-09-2	3-Nitroaniline	760	U
83-32-9	Acenaphthene	370	U
51-28-5	2,4-Dinitrophenol	760	U
100-02-7	4-Nitrophenol	760	U
132-64-9	Dibenzofuran	370	U

EGL 8/5/10

1E - FORM I SV-2

SEMIVOLATILE ORGANICS ANALYSIS DATA SHEET

CLIENT SAMPLE NO.

690-MW-6
(8.3'-10.3')-D

Lab Name: MITKEM LABORATORIES Contract:

Lab Code: MITKEM Case No.: J1301 Mod. Ref No.: SDG No.: SJ1301

Matrix: (SOIL/SED/WATER) SOIL Lab Sample ID: J1301-15A

Sample wt/vol: 30.4 (g/mL) G Lab File ID: S3G6412.D

Level: (LOW/MED) LOW Extraction: (Type) SONC

% Moisture: 13 Decanted: (Y/N) N Date Received: 06/24/2010

Concentrated Extract Volume: 1000 (uL) Date Extracted: 06/29/2010

Injection Volume: 1.0 (uL) GPC Factor: 1.00 Date Analyzed: 07/05/2010

GPC Cleanup: (Y/N) N pH: Dilution Factor: 1.0

CAS NO.	COMPOUND	CONCENTRATION UNITS: (ug/L or ug/Kg) µG/KG	Q
121-14-2	2,4-Dinitrotoluene	370	U
84-66-2	Diethylphthalate	370	U
7005-72-3	4-Chlorophenyl-phenylether	370	U
86-73-7	Fluorene	370	U
100-01-6	4-Nitroaniline	760	U
534-52-1	4,6-Dinitro-2-methylphenol	760	U
86-30-6	N-Nitrosodiphenylamine	370	U
101-55-3	4-Bromophenyl-phenylether	370	U
118-74-1	Hexachlorobenzene	370	U
87-86-5	Pentachlorophenol	760	U
85-01-8	Phenanthrene	370	U
120-12-7	Anthracene	370	U
86-74-8	Carbazole	370	U
84-74-2	Di-n-butylphthalate	370	U
206-44-0	Fluoranthene	370	U
129-00-0	Pyrene	370	U
85-68-7	Butylbenzylphthalate	370	U
91-94-1	3,3'-Dichlorobenzidine	370	U
56-55-3	Benzo(a)anthracene	370	U
218-01-9	Chrysene	370	U
117-81-7	Bis(2-ethylhexyl)phthalate	370	U
117-84-0	Di-n-octylphthalate	370	U
205-99-2	Benzo(b)fluoranthene	370	U
207-08-9	Benzo(k)fluoranthene	370	U
50-32-8	Benzo(a)pyrene	370	U
193-39-5	Indeno(1,2,3-cd)pyrene	370	U
53-70-3	Dibenzo(a,h)anthracene	370	U
191-24-2	Benzo(g,h,i)perylene	370	U

EGL

1K - FORM I SV-TIC

SEMIVOLATILE ORGANICS ANALYSIS DATA SHEET

TENTATIVELY IDENTIFIED COMPOUNDS

CLIENT SAMPLE NO.

690-MW-6
(8.3'-10.3')-D

Lab Name: MITKEM LABORATORIES Contract:

Lab Code: MITKEM Case No.: J1301 Mod. Ref No.: SDG No.: SJ1301

Matrix: (SOIL/SED/WATER) SOIL Lab Sample ID: J1301-15A

Sample wt/vol: 30.4 (g/mL) G Lab File ID: S3G6412.D

Level: (TRACE or LOW/MED) LOW Extraction: (Type) SONC

% Moisture: 13 Decanted: (Y/N) N Date Received: 06/24/2010

Concentrated Extract Volume: 1000 (uL) Date Extracted: 06/29/2010

Injection Volume: 1.0 (uL) GPC Factor: 1.00 Date Analyzed: 07/05/2010

GPC Cleanup: (Y/N) N pH: Dilution Factor: 1.0

CONCENTRATION UNITS: (ug/L or ug/Kg) UG/KG

CAS NUMBER	COMPOUND NAME	RT	EST. CONC.	Q
E96679[2]	Total Alkanes	N/A		

[2]EPA-designated Registry Number.

1D - FORM I SV-1

SEMIVOLATILE ORGANICS ANALYSIS DATA SHEET

CLIENT SAMPLE NO.

690-SG-5
(8.0'-12.0')-D

Lab Name: MITKEM LABORATORIES Contract:

Lab Code: MITKEM Case No.: J1301 Mod. Ref No.: SDG No.: SJ1301

Matrix: (SOIL/SED/WATER) SOIL Lab Sample ID: J1301-16A

Sample wt/vol: 30.1 (g/mL) G Lab File ID: S3G6413.D

Level: (LOW/MED) LOW Extraction: (Type) SONC

% Moisture: 12 Decanted: (Y/N) N Date Received: 06/24/2010

Concentrated Extract Volume: 1000 (uL) Date Extracted: 06/29/2010

Injection Volume: 1.0 (uL) GPC Factor: 1.00 Date Analyzed: 07/05/2010

GPC Cleanup: (Y/N) N pH: Dilution Factor: 1.0

CAS NO.	COMPOUND	CONCENTRATION UNITS: (ug/L or ug/Kg) ug/KG	Q
108-95-2	Phenol	370	U
111-44-4	Bis(2-chloroethyl)ether	370	U
95-57-8	2-Chlorophenol	370	U
541-73-1	1,3-Dichlorobenzene	370	U
106-46-7	1,4-Dichlorobenzene	370	U
95-50-1	1,2-Dichlorobenzene	370	U
95-48-7	2-Methylphenol	370	U
108-60-1	2,2'-oxybis(1-Chloropropane)	370	U
106-44-5	4-Methylphenol	370	U
621-64-7	N-Nitroso-di-n-propylamine	370	U
67-72-1	Hexachloroethane	370	U
98-95-3	Nitrobenzene	370	U
78-59-1	Isophorone	370	U
88-75-5	2-Nitrophenol	370	U
105-67-9	2,4-Dimethylphenol	370	UJ
120-83-2	2,4-Dichlorophenol	370	U
120-82-1	1,2,4-Trichlorobenzene	370	U
91-20-3	Naphthalene	370	U
106-47-8	4-Chloroaniline	370	U
111-91-1	Bis(2-chloroethoxy)methane	370	U
87-68-3	Hexachlorobutadiene	370	U
59-50-7	4-Chloro-3-methylphenol	370	U
91-57-6	2-Methylnaphthalene	42	J
77-47-4	Hexachlorocyclopentadiene	370	U
88-06-2	2,4,6-Trichlorophenol	370	U
95-95-4	2,4,5-Trichlorophenol	760	U
91-58-7	2-Chloronaphthalene	370	U
88-74-4	2-Nitroaniline	760	U
131-11-3	Dimethylphthalate	370	U
208-96-8	Acenaphthylene	370	U
606-20-2	2,6-Dinitrotoluene	370	U
99-09-2	3-Nitroaniline	760	U
83-32-9	Acenaphthene	370	U
51-28-5	2,4-Dinitrophenol	760	U
100-02-7	4-Nitrophenol	760	U
132-64-9	Dibenzofuran	370	U

EGL 8/5/10

0107

1E - FORM I SV-2

SEMIVOLATILE ORGANICS ANALYSIS DATA SHEET

CLIENT SAMPLE NO.

690-SG-5
(8.0'-12.0')-D

Lab Name: MITKEM LABORATORIES Contract:

Lab Code: MITKEM Case No.: J1301 Mod. Ref No.: SDG No.: SJ1301

Matrix: (SOIL/SED/WATER) SOIL Lab Sample ID: J1301-16A

Sample wt/vol: 30.1 (g/mL) G Lab File ID: S3G6413.D

Level: (LOW/MED) LOW Extraction: (Type) SONC

% Moisture: 12 Decanted: (Y/N) N Date Received: 06/24/2010

Concentrated Extract Volume: 1000 (uL) Date Extracted: 06/29/2010

Injection Volume: 1.0 (uL) GPC Factor: 1.00 Date Analyzed: 07/05/2010

GPC Cleanup: (Y/N) N pH: Dilution Factor: 1.0

CAS NO.	COMPOUND	CONCENTRATION UNITS: (ug/L or ug/Kg) pG/KG	Q
121-14-2	2,4-Dinitrotoluene	370	U
84-66-2	Diethylphthalate	370	U
7005-72-3	4-Chlorophenyl-phenylether	370	U
86-73-7	Fluorene	370	U
100-01-6	4-Nitroaniline	760	U
534-52-1	4,6-Dinitro-2-methylphenol	760	U
86-30-6	N-Nitrosodiphenylamine	370	U
101-55-3	4-Bromophenyl-phenylether	370	U
118-74-1	Hexachlorobenzene	370	U
87-86-5	Pentachlorophenol	760	U
85-01-8	Phenanthrene	370	U
120-12-7	Anthracene	370	U
86-74-8	Carbazole	370	U
84-74-2	Di-n-butylphthalate	370	U
206-44-0	Fluoranthene	370	U
129-00-0	Pyrene	370	U
85-68-7	Butylbenzylphthalate	370	U
91-94-1	3,3'-Dichlorobenzidine	370	U
56-55-3	Benzo(a)anthracene	370	U
218-01-9	Chrysene	370	U
117-81-7	Bis(2-ethylhexyl)phthalate	370	U
117-84-0	Di-n-octylphthalate	370	U
205-99-2	Benzo(b)fluoranthene	370	U
207-08-9	Benzo(k)fluoranthene	370	U
50-32-8	Benzo(a)pyrene	370	U
193-39-5	Indeno(1,2,3-cd)pyrene	370	U
53-70-3	Dibenzo(a,h)anthracene	370	U
191-24-2	Benzo(g,h,i)perylene	370	U

1K - FORM I SV-TIC

SEMIVOLATILE ORGANICS ANALYSIS DATA SHEET

TENTATIVELY IDENTIFIED COMPOUNDS

CLIENT SAMPLE NO.

690-SG-5
(8.0'-12.0')-D

Lab Name: MITKEM LABORATORIES Contract:

Lab Code: MITKEM Case No.: J1301 Mod. Ref No.: SDG No.: SJ1301

Matrix: (SOIL/SED/WATER) SOIL Lab Sample ID: J1301-16A

Sample wt/vol: 30.1 (g/mL) G Lab File ID: S3G6413.D

Level: (TRACE or LOW/MED) LOW Extraction: (Type) SONC

% Moisture: 12 Decanted: (Y/N) N Date Received: 06/24/2010

Concentrated Extract Volume: 1000 (uL) Date Extracted: 06/29/2010

Injection Volume: 1.0 (uL) GPC Factor: 1.00 Date Analyzed: 07/05/2010

GPC Cleanup: (Y/N) N pH: Dilution Factor: 1.0

CONCENTRATION UNITS: (ug/L or ug/Kg) µG/KG

CAS NUMBER	COMPOUND NAME	RT	EST. CONC.	Q
E966796[2]	Total Alkanes	N/A		

[2] EPA-designated Registry Number.

1G - FORM I PEST

PESTICIDE ORGANICS ANALYSIS DATA SHEET

CLIENT SAMPLE NO.

690-SG-5-O

Lab Name: MITKEM LABORATORIES

Contract:

Lab Code: MITKEM Case No.: J1301

Mod. Ref No.: SDG No.: SJ1301

Matrix: (SOIL/SED/WATER) WATER

Lab Sample ID: J1301-01B

Sample wt/vol: 1000 (g/mL) ML

Lab File ID: E5G1420F.D/E5G1420R.D

% Moisture: Decanted: (Y/N)

Date Received: 06/24/2010

Extraction: (Type) SEPF

Date Extracted: 06/24/2010

Concentrated Extract Volume: 10000 (uL)

Date Analyzed: 06/26/2010

Injection Volume: 1.0 (uL) GPC Factor: 1.00

Dilution Factor: 1.0

GPC Cleanup: (Y/N) N pH:

Sulfur Cleanup: (Y/N) Y

CAS NO.	COMPOUND	CONCENTRATION UNITS: (ug/L or ug/Kg) µG/L	Q
319-84-6	alpha-BHC	0.050	U J
319-85-7	beta-BHC	0.084	~~P~~ J
319-86-8	delta-BHC	0.050	U J
58-89-9	gamma-BHC (Lindane)	0.050	U
76-44-8	Heptachlor	0.050	U
309-00-2	Aldrin	0.050	U
1024-57-3	Heptachlor epoxide	0.050	U
959-98-8	Endosulfan I	0.050	U
60-57-1	Dieldrin	0.10	U
72-55-9	4,4'-DDE	0.10	U
72-20-8	Endrin	0.10	U
33213-65-9	Endosulfan II	0.10	U
72-54-8	4,4'-DDD	0.10	U
1031-07-8	Endosulfan sulfate	0.10	U
50-29-3	4,4'-DDT	0.10	U
72-43-5	Methoxychlor	0.50	U
53494-70-5	Endrin ketone	0.10	U
7421-93-4	Endrin aldehyde	0.10	U
5103-71-9	alpha-Chlordane	0.050	U
5103-74-2	gamma-Chlordane	0.050	U
8001-35-2	Toxaphene	5.0	U

EGL

s10.07.02.A

SW846 8/5/10

0120

1G - FORM I PEST

PESTICIDE ORGANICS ANALYSIS DATA SHEET

CLIENT SAMPLE NO.

690-MW-6
(8.3'-10.3')-O

Lab Name: MITKEM LABORATORIES Contract:

Lab Code: MITKEM Case No.: J1301 Mod. Ref No.: SDG No.: SJ1301

Matrix: (SOIL/SED/WATER) SOIL Lab Sample ID: J1301-04A

Sample wt/vol: 15.1 (g/mL) G Lab File ID: E5G1837F.D/E5G1837R.D

% Moisture: 17 Decanted: (Y/N) N Date Received: 06/24/2010

Extraction: (Type) SONC Date Extracted: 06/28/2010

Concentrated Extract Volume: 5000 (uL) Date Analyzed: 07/06/2010

Injection Volume: 1.0 (uL) GPC Factor: 1.00 Dilution Factor: 1.0

GPC Cleanup: (Y/N) N pH: Sulfur Cleanup: (Y/N) Y

CAS NO.	COMPOUND	CONCENTRATION UNITS: (ug/L or ug/Kg) ug/KG	Q
319-84-6	alpha-BHC	2.0	U
319-85-7	beta-BHC	2.0	U
319-86-8	delta-BHC	2.0	U
58-89-9	gamma-BHC (Lindane)	2.0	U
76-44-8	Heptachlor	2.0	U
309-00-2	Aldrin	2.0	U
1024-57-3	Heptachlor epoxide	2.0	U
959-98-8	Endosulfan I	2.0	U
60-57-1	Dieldrin	3.9	U
72-55-9	4,4'-DDE	3.9	U
72-20-8	Endrin	3.9	U
33213-65-9	Endosulfan II	3.9	U
72-54-8	4,4'-DDD	3.9	U
1031-07-8	Endosulfan sulfate	3.9	U
50-29-3	4,4'-DDT	3.9	U
72-43-5	Methoxychlor	20	U
53494-70-5	Endrin ketone	3.9	U
7421-93-4	Endrin aldehyde	3.9	U
5103-71-9	alpha-Chlordane	2.0	U
5103-74-2	gamma-Chlordane	2.0	U
8001-35-2	Toxaphene	200	U

EGL

1G - FORM I PEST

PESTICIDE ORGANICS ANALYSIS DATA SHEET

CLIENT SAMPLE NO.

690-SG-5
(8.0'-12.0')-O

Lab Name: MITKEM LABORATORIES Contract:

Lab Code: MITKEM Case No.: J1301 Mod. Ref No.: SDG No.: SJ1301

Matrix: (SOIL/SED/WATER) SOIL Lab Sample ID: J1301-11A

Sample wt/vol: 15.1 (g/mL) G Lab File ID: E5G2058F.D/E5G2058R.D

% Moisture: 10 Decanted: (Y/N) N Date Received: 06/24/2010

Extraction: (Type) SONC Date Extracted: 06/28/2010

Concentrated Extract Volume: 5000 (uL) Date Analyzed: 07/09/2010

Injection Volume: 1.0 (uL) GPC Factor: 1.00 Dilution Factor: 1.0

GPC Cleanup: (Y/N) N pH: Sulfur Cleanup: (Y/N) Y

CAS NO.	COMPOUND	CONCENTRATION UNITS: (ug/L or ug/Kg) UG/KG	Q
319-84-6	alpha-BHC	1.9	U J
319-85-7	beta-BHC	1.9	U J
319-86-8	delta-BHC	5.4	J
58-89-9	gamma-BHC (Lindane)	1.9	U J
76-44-8	Heptachlor	1.9	U
309-00-2	Aldrin	1.9	U
1024-57-3	Heptachlor epoxide	1.9	U
959-98-8	Endosulfan I	1.9	U
60-57-1	Dieldrin	3.6	U
72-55-9	4,4'-DDE	3.6	U
72-20-8	Endrin	3.6	U
33213-65-9	Endosulfan II	3.6	U
72-54-8	4,4'-DDD	3.6	U
1031-07-8	Endosulfan sulfate	3.6	U
50-29-3	4,4'-DDT	3.6	U
72-43-5	Methoxychlor	19	U
53494-70-5	Endrin ketone	3.6	U
7421-93-4	Endrin aldehyde	3.6	U
5103-71-9	alpha-Chlordane	1.9	U
5103-74-2	gamma-Chlordane	1.9	U
8001-35-2	Toxaphene	190	U

EGL 8/5/10

1G - FORM I PEST

PESTICIDE ORGANICS ANALYSIS DATA SHEET

CLIENT SAMPLE NO.

690-SB-28
(4.0'-8.0')-O

Lab Name: MITKEM LABORATORIES Contract:

Lab Code: MITKEM Case No.: J1301 Mod. Ref No.: SDG No.: SJ1301

Matrix: (SOIL/SED/WATER) SOIL Lab Sample ID: J1301-12A

Sample wt/vol: 15.2 (g/mL) G Lab File ID: E5G1834F.D/E5G1834R.D

% Moisture: 15 Decanted: (Y/N) N Date Received: 06/24/2010

Extraction: (Type) SONC Date Extracted: 06/28/2010

Concentrated Extract Volume: 5000 (uL) Date Analyzed: 07/06/2010

Injection Volume: 1.0 (uL) GPC Factor: 1.00 Dilution Factor: 1.0

GPC Cleanup: (Y/N) N pH: Sulfur Cleanup: (Y/N) Y

CAS NO.	COMPOUND	CONCENTRATION UNITS: (ug/L or ug/Kg) pG/KG	Q
319-84-6	alpha-BHC	2.0	U
319-85-7	beta-BHC	2.0	U
319-86-8	delta-BHC	2.0	U
58-89-9	gamma-BHC (Lindane)	2.0	U
76-44-8	Heptachlor	2.0	U
309-00-2	Aldrin	2.0	U
1024-57-3	Heptachlor epoxide	2.0	U
959-98-8	Endosulfan I	2.0	U
60-57-1	Dieldrin	3.8	U
72-55-9	4,4'-DDE	3.8	U
72-20-8	Endrin	3.8	U
33213-65-9	Endosulfan II	3.8	U
72-54-8	4,4'-DDD	11	
1031-07-8	Endosulfan sulfate	3.8	U
50-29-3	4,4'-DDT	3.8	U
72-43-5	Methoxychlor	20	U
53494-70-5	Endrin ketone	3.8	U
7421-93-4	Endrin aldehyde	3.8	U
5103-71-9	alpha-Chlordane	2.0	U
5103-74-2	gamma-Chlordane	2.0	U
8001-35-2	Toxaphene	200	U

EGL 8/5/10

1G - FORM I PEST

PESTICIDE ORGANICS ANALYSIS DATA SHEET

CLIENT SAMPLE NO.

690-FIELD BLANK-O

Lab Name: MITKEM LABORATORIES Contract:

Lab Code: MITKEM Case No.: J1301 Mod. Ref No.: SDG No.: SJ1301

Matrix: (SOIL/SED/WATER) WATER Lab Sample ID: J1301-13B

Sample wt/vol: 1000 (g/mL) ML Lab File ID: E5G1418F.D/E5G1418R.D

% Moisture: Decanted: (Y/N) Date Received: 06/24/2010

Extraction: (Type) SEPF Date Extracted: 06/24/2010

Concentrated Extract Volume: 10000 (uL) Date Analyzed: 06/26/2010

Injection Volume: 1.0 (uL) GPC Factor: 1.00 Dilution Factor: 1.0

GPC Cleanup: (Y/N) N pH: Sulfur Cleanup: (Y/N) Y

CAS NO.	COMPOUND	CONCENTRATION UNITS: (ug/L or ug/Kg) µG/L	Q
319-84-6	alpha-BHC	0.050	U
319-85-7	beta-BHC	0.050	U
319-86-8	delta-BHC	0.050	U
58-89-9	gamma-BHC (Lindane)	0.050	U
76-44-8	Heptachlor	0.050	U
309-00-2	Aldrin	0.050	U
1024-57-3	Heptachlor epoxide	0.050	U
959-98-8	Endosulfan I	0.050	U
60-57-1	Dieldrin	0.10	U
72-55-9	4,4´-DDE	0.10	U
72-20-8	Endrin	0.10	U
33213-65-9	Endosulfan II	0.10	U
72-54-8	4,4´-DDD	0.10	U
1031-07-8	Endosulfan sulfate	0.10	U
50-29-3	4,4´-DDT	0.10	U
72-43-5	Methoxychlor	0.50	U
53494-70-5	Endrin ketone	0.10	U
7421-93-4	Endrin aldehyde	0.10	U
5103-71-9	alpha-Chlordane	0.050	U
5103-74-2	gamma-Chlordane	0.050	U
8001-35-2	Toxaphene	5.0	U

EGL 8/5/10

1G - FORM I PEST

PESTICIDE ORGANICS ANALYSIS DATA SHEET

CLIENT SAMPLE NO.

690-MW-6
(8.3'-10.3')-D

Lab Name: MITKEM LABORATORIES Contract:

Lab Code: MITKEM Case No.: J1301 Mod. Ref No.: SDG No.: SJ1301

Matrix: (SOIL/SED/WATER) SOIL Lab Sample ID: J1301-15A

Sample wt/vol: 15.5 (g/mL) G Lab File ID: E5G1832F.D/E5G1832R.D

% Moisture: 13 Decanted: (Y/N) N Date Received: 06/24/2010

Extraction: (Type) SONC Date Extracted: 06/29/2010

Concentrated Extract Volume: 5000 (uL) Date Analyzed: 07/06/2010

Injection Volume: 1.0 (uL) GPC Factor: 1.00 Dilution Factor: 1.0

GPC Cleanup: (Y/N) N pH: Sulfur Cleanup: (Y/N) Y

CAS NO.	COMPOUND	CONCENTRATION UNITS: (ug/L or ug/Kg) UG/KG	Q
319-84-6	alpha-BHC	1.9	U
319-85-7	beta-BHC	1.9	U
319-86-8	delta-BHC	1.9	U
58-89-9	gamma-BHC (Lindane)	1.9	U
76-44-8	Heptachlor	1.9	U
309-00-2	Aldrin	1.9	U
1024-57-3	Heptachlor epoxide	1.9	U
959-98-8	Endosulfan I	1.9	U
60-57-1	Dieldrin	3.7	U
72-55-9	4,4'-DDE	3.7	U
72-20-8	Endrin	3.7	U
33213-65-9	Endosulfan II	3.7	U
72-54-8	4,4'-DDD	3.7	U
1031-07-8	Endosulfan sulfate	3.7	U
50-29-3	4,4'-DDT	3.7	U
72-43-5	Methoxychlor	19	U
53494-70-5	Endrin ketone	3.7	U
7421-93-4	Endrin aldehyde	3.7	U
5103-71-9	alpha-Chlordane	1.9	U
5103-74-2	gamma-Chlordane	1.9	U
8001-35-2	Toxaphene	190	U

EGL 8/5/10

1G - FORM I PEST

PESTICIDE ORGANICS ANALYSIS DATA SHEET

CLIENT SAMPLE NO.

690-SG-5
(8.0'-12.0')-D

Lab Name: MITKEM LABORATORIES Contract:

Lab Code: MITKEM Case No.: J1301 Mod. Ref No.: SDG No.: SJ1301

Matrix: (SOIL/SED/WATER) SOIL Lab Sample ID: J1301-16A

Sample wt/vol: 15.3 (g/mL) G Lab File ID: E5G1833F.D/E5G1833R.D

% Moisture: 12 Decanted: (Y/N) N Date Received: 06/24/2010

Extraction: (Type) SONC Date Extracted: 06/29/2010

Concentrated Extract Volume: 5000 (uL) Date Analyzed: 07/06/2010

Injection Volume: 1.0 (uL) GPC Factor: 1.00 Dilution Factor: 1.0

GPC Cleanup: (Y/N) N pH: Sulfur Cleanup: (Y/N) Y

CAS NO.	COMPOUND	CONCENTRATION UNITS: (ug/L or ug/Kg) ug/KG	Q
319-84-6	alpha-BHC	1.9	U
319-85-7	beta-BHC	1.9	U
319-86-8	delta-BHC	1.9	U
58-89-9	gamma-BHC (Lindane)	1.9	U
76-44-8	Heptachlor	1.9	U
309-00-2	Aldrin	1.9	U
1024-57-3	Heptachlor epoxide	1.9	U
959-98-8	Endosulfan I	1.9	U
60-57-1	Dieldrin	3.7	U
72-55-9	4,4'-DDE	3.7	U
72-20-8	Endrin	3.7	U
33213-65-9	Endosulfan II	3.7	U
72-54-8	4,4'-DDD	3.7	U
1031-07-8	Endosulfan sulfate	3.7	U
50-29-3	4,4'-DDT	3.7	U
72-43-5	Methoxychlor	19	U
53494-70-5	Endrin ketone	3.7	U
7421-93-4	Endrin aldehyde	3.7	U
5103-71-9	alpha-Chlordane	1.9	U
5103-74-2	gamma-Chlordane	1.9	U
8001-35-2	Toxaphene	190	U

EGL 8/5/10

1H - FORM I ARO

AROCLOR ORGANICS ANALYSIS DATA SHEET

CLIENT SAMPLE NO.

690-SG-5-O

Lab Name: MITKEM LABORATORIES Contract:

Lab Code: MITKEM Case No.: J1301 Mod. Ref No.: SDG No.: SJ1301

Matrix: (SOIL/SED/WATER) WATER Lab Sample ID: J1301-01B

Sample wt/vol: 1000 (g/mL) ML Lab File ID: E3H5134F.D/E3H5134R.D

% Moisture: Decanted: (Y/N) Date Received: 06/24/2010

Extraction: (Type) SEPF Date Extracted: 06/24/2010

Concentrated Extract Volume: 10000 (uL) Date Analyzed: 06/30/2010

Injection Volume: 1.0 (uL) GPC Factor: 1.00 Dilution Factor: 1.0

GPC Cleanup: (Y/N) N pH: Sulfur Cleanup: (Y/N) Y

Acid Cleanup: (Y/N) Y

CAS NO.	COMPOUND	CONCENTRATION UNITS: (ug/L or ug/Kg) µG/L	Q
12674-11-2	Aroclor-1016	1.0	U J
11104-28-2	Aroclor-1221	1.0	U
11141-16-5	Aroclor-1232	1.0	U
53469-21-9	Aroclor-1242	1.0	U
12672-29-6	Aroclor-1248	1.0	U
11097-69-1	Aroclor-1254	1.0	U
11096-82-5	Aroclor-1260	1.0	U

EGL 8/5/10

1H - FORM I ARO

AROCLOR ORGANICS ANALYSIS DATA SHEET

CLIENT SAMPLE NO.

690-MW-6
(8.3'-10.3')-O

Lab Name: MITKEM LABORATORIES Contract:

Lab Code: MITKEM Case No.: J1301 Mod. Ref No.: SDG No.: SJ1301

Matrix: (SOIL/SED/WATER) SOIL Lab Sample ID: J1301-04A

Sample wt/vol: 15.1 (g/mL) G Lab File ID: E3H5118F.D/E3H5118R.D

% Moisture: 17 Decanted: (Y/N) N Date Received: 06/24/2010

Extraction: (Type) SONC Date Extracted: 06/28/2010

Concentrated Extract Volume: 5000 (uL) Date Analyzed: 06/30/2010

Injection Volume: 1.0 (uL) GPC Factor: 1.00 Dilution Factor: 1.0

GPC Cleanup: (Y/N) N pH: Sulfur Cleanup: (Y/N) Y

Acid Cleanup: (Y/N) Y

CAS NO.	COMPOUND	CONCENTRATION UNITS: (ug/L or ug/Kg) UG/KG	Q
12674-11-2	Aroclor-1016	39	U
11104-28-2	Aroclor-1221	39	U
11141-16-5	Aroclor-1232	39	U
53469-21-9	Aroclor-1242	39	U
12672-29-6	Aroclor-1248	39	U
11097-69-1	Aroclor-1254	39	U
11096-82-5	Aroclor-1260	39	U

EGL 8/5/10

1H - FORM I ARO

AROCLOR ORGANICS ANALYSIS DATA SHEET

CLIENT SAMPLE NO.

690-SG-5
(8.0'-12.0')-O

Lab Name: MITKEM LABORATORIES Contract:

Lab Code: MITKEM Case No.: J1301 Mod. Ref No.: SDG No.: SJ1301

Matrix: (SOIL/SED/WATER) SOIL Lab Sample ID: J1301-11A

Sample wt/vol: 15.1 (g/mL) G Lab File ID: E3H5121F.D/E3H5121R.D

% Moisture: 10 Decanted: (Y/N) N Date Received: 06/24/2010

Extraction: (Type) SONC Date Extracted: 06/28/2010

Concentrated Extract Volume: 5000 (uL) Date Analyzed: 06/30/2010

Injection Volume: 1.0 (uL) GPC Factor: 1.00 Dilution Factor: 1.0

GPC Cleanup: (Y/N) N pH: Sulfur Cleanup: (Y/N) Y

Acid Cleanup: (Y/N) Y

CAS NO.	COMPOUND	CONCENTRATION UNITS: (ug/L or ug/Kg) ug/KG	Q
12674-11-2	Aroclor-1016	36	U
11104-28-2	Aroclor-1221	36	U
11141-16-5	Aroclor-1232	36	U
53469-21-9	Aroclor-1242	36	U
12672-29-6	Aroclor-1248	36	U
11097-69-1	Aroclor-1254	36	U
11096-82-5	Aroclor-1260	36	U

BGL 8/5/10

1H - FORM I ARO

AROCLOR ORGANICS ANALYSIS DATA SHEET

CLIENT SAMPLE NO.

690-SB-28
(4.0'-8.0')-O

Lab Name: MITKEM LABORATORIES Contract:

Lab Code: MITKEM Case No.: J1301 Mod. Ref No.: SDG No.: SJ1301

Matrix: (SOIL/SED/WATER) SOIL Lab Sample ID: J1301-12A

Sample wt/vol: 15.2 (g/mL) G Lab File ID: E3H5122F.D/E3H5122R.D

% Moisture: 15 Decanted: (Y/N) N Date Received: 06/24/2010

Extraction: (Type) SONC Date Extracted: 06/28/2010

Concentrated Extract Volume: 5000 (uL) Date Analyzed: 06/30/2010

Injection Volume: 1.0 (uL) GPC Factor: 1.00 Dilution Factor: 1.0

GPC Cleanup: (Y/N) N pH: Sulfur Cleanup: (Y/N) Y

Acid Cleanup: (Y/N) Y

CAS NO.	COMPOUND	CONCENTRATION UNITS: (ug/L or ug/Kg) µG/KG	Q
12674-11-2	Aroclor-1016	38	U
11104-28-2	Aroclor-1221	38	U
11141-16-5	Aroclor-1232	38	U
53469-21-9	Aroclor-1242	38	U
12672-29-6	Aroclor-1248	38	U
11097-69-1	Aroclor-1254	38	U
11096-82-5	Aroclor-1260	38	U

EGL

8/5/10

1H - FORM I ARO

AROCLOR ORGANICS ANALYSIS DATA SHEET

CLIENT SAMPLE NO.

690-FIELD BLANK-O

Lab Name: MITKEM LABORATORIES Contract:

Lab Code: MITKEM Case No.: J1301 Mod. Ref No.: SDG No.: SJ1301

Matrix: (SOIL/SED/WATER) WATER Lab Sample ID: J1301-13B

Sample wt/vol: 1000 (g/mL) ML Lab File ID: E3H5135F.D/E3H5135R.D

% Moisture: Decanted: (Y/N) Date Received: 06/24/2010

Extraction: (Type) SEPF Date Extracted: 06/24/2010

Concentrated Extract Volume: 10000 (uL) Date Analyzed: 06/30/2010

Injection Volume: 1.0 (uL) GPC Factor: 1.00 Dilution Factor: 1.0

GPC Cleanup: (Y/N) N pH: Sulfur Cleanup: (Y/N) Y

Acid Cleanup: (Y/N) Y

CAS NO.	COMPOUND	CONCENTRATION UNITS: (ug/L or ug/Kg) ug/L	Q
12674-11-2	Aroclor-1016	1.0	U
11104-28-2	Aroclor-1221	1.0	U
11141-16-5	Aroclor-1232	1.0	U
53469-21-9	Aroclor-1242	1.0	U
12672-29-6	Aroclor-1248	1.0	U
11097-69-1	Aroclor-1254	1.0	U
11096-82-5	Aroclor-1260	1.0	U

EGL 8/5/10

1H - FORM I ARO

AROCLOR ORGANICS ANALYSIS DATA SHEET

CLIENT SAMPLE NO.

690-MW-6
(8.3'-10.3')-D

Lab Name: MITKEM LABORATORIES Contract:

Lab Code: MITKEM Case No.: J1301 Mod. Ref No.: SDG No.: SJ1301

Matrix: (SOIL/SED/WATER) SOIL Lab Sample ID: J1301-15A

Sample wt/vol: 15.5 (g/mL) G Lab File ID: E3H5161F.D/E3H5161R.D

% Moisture: 13 Decanted: (Y/N) N Date Received: 06/24/2010

Extraction: (Type) SONC Date Extracted: 06/29/2010

Concentrated Extract Volume: 5000 (uL) Date Analyzed: 07/01/2010

Injection Volume: 1.0 (uL) GPC Factor: 1.00 Dilution Factor: 1.0

GPC Cleanup: (Y/N) N pH: Sulfur Cleanup: (Y/N) Y

Acid Cleanup: (Y/N) Y

CAS NO.	COMPOUND	CONCENTRATION UNITS: (ug/L or ug/Kg) ug/KG	Q
12674-11-2	Aroclor-1016	37	U
11104-28-2	Aroclor-1221	37	U
11141-16-5	Aroclor-1232	37	U
53469-21-9	Aroclor-1242	37	U
12672-29-6	Aroclor-1248	37	U
11097-69-1	Aroclor-1254	37	U
11096-82-5	Aroclor-1260	37	U

EGL

8/5/10

1H - FORM I ARO

AROCLOR ORGANICS ANALYSIS DATA SHEET

CLIENT SAMPLE NO.

690-SG-5
(8.0'-12.0')-D

Lab Name: MITKEM LABORATORIES Contract:

Lab Code: MITKEM Case No.: J1301 Mod. Ref No.: SDG No.: SJ1301

Matrix: (SOIL/SED/WATER) SOIL Lab Sample ID: J1301-16A

Sample wt/vol: 15.3 (g/mL) G Lab File ID: E3H5162F.D/E3H5162R.D

% Moisture: 12 Decanted: (Y/N) N Date Received: 06/24/2010

Extraction: (Type) SONC Date Extracted: 06/29/2010

Concentrated Extract Volume: 5000 (uL) Date Analyzed: 07/01/2010

Injection Volume: 1.0 (uL) GPC Factor: 1.00 Dilution Factor: 1.0

GPC Cleanup: (Y/N) N pH: Sulfur Cleanup: (Y/N) Y

Acid Cleanup: (Y/N) Y

CAS NO.	COMPOUND	CONCENTRATION UNITS: (ug/L or ug/Kg) µG/KG	Q
12674-11-2	Aroclor-1016	37	U
11104-28-2	Aroclor-1221	37	U
11141-16-5	Aroclor-1232	37	U
53469-21-9	Aroclor-1242	37	U
12672-29-6	Aroclor-1248	37	U
11097-69-1	Aroclor-1254	37	U
11096-82-5	Aroclor-1260	37	U

EGL
8/5/10

U.S. EPA - CLP

1

INORGANIC ANALYSIS DATA SHEET

EPA SAMPLE NO.

690-FIELD BLANK-O

Lab Name: Mitkem Laboratories Contract: 208492

Lab Code: MITKEM Case No.: SAS No.: SDG No.: SJ1301

Matrix (soil/water): WATER Lab Sample ID: J1301-13

Level (low/med): MED Date Received: 06/24/2010

% Solids: 0.0

Concentration Units (ug/L or mg/kg dry weight): UG/L

CAS No.	Analyte	Concentration	C	Q	M
7429-90-5	Aluminum	12.0	U		P
7440-36-0	Antimony	4.7	~~B~~ U		P
7440-38-2	Arsenic	3.9	~~B~~ J		P
7440-39-3	Barium	2.9	U		P
7440-41-7	Beryllium	0.037	U		P
7440-43-9	Cadmium	0.50	U		P
7440-70-2	Calcium	254	~~B~~ J		P
7440-47-3	Chromium	0.55	~~B~~ J		P
7440-48-4	Cobalt	0.67	U		P
7440-50-8	Copper	4.7	U		P
7439-89-6	Iron	47.0	U		P
7439-92-1	Lead	2.1	U		P
7439-95-4	Magnesium	62.0	U		P
7439-96-5	Manganese	3.5	U		P
7439-97-6	Mercury	0.028	U		CV
7440-02-0	Nickel	0.64	U		P
7440-09-7	Potassium	65.6	~~B~~ J		P
7782-49-2	Selenium	10.0	U		P
7440-22-4	Silver	2.4	U		P
7440-23-5	Sodium	673	~~B~~ J		P
7440-28-0	Thallium	5.7	U		P
7440-62-2	Vanadium	0.34	U		P
7440-66-6	Zinc	16.8	~~B~~ J		P

Comments: EGL 8/5/10

U.S. EPA - CLP

1

EPA SAMPLE NO.

INORGANIC ANALYSIS DATA SHEET

690-MW-5 (7.2'-8.0')-O

Lab Name: Mitkem Laboratories Contract: 208492

Lab Code: MITKEM Case No.: SAS No.: SDG No.: SJ1301

Matrix (soil/water): SOIL Lab Sample ID: J1301-03

Level (low/med): MED Date Received: 06/24/2010

% Solids: 86.0

Concentration Units (ug/L or mg/kg dry weight): MG/KG

CAS No.	Analyte	Concentration	C	Q	M
7429-90-5	Aluminum	3940			P
7440-36-0	Antimony	0.94	B	~~N~~ J	P
7440-38-2	Arsenic	2.8			P
7440-39-3	Barium	17.5		~~NE~~ J	P
7440-41-7	Beryllium	0.18	B	~~E~~ J	P
7440-43-9	Cadmium	0.026	B	~~N~~ J	P
7440-70-2	Calcium	58100			P
7440-47-3	Chromium	8.7		~~NE~~ J	P
7440-48-4	Cobalt	3.8		~~NE~~ J	P
7440-50-8	Copper	12.7			P
7439-89-6	Iron	11000			P
7439-92-1	Lead	5.0		~~NE~~ J	P
7439-95-4	Magnesium	10400			P
7439-96-5	Manganese	368		~~E~~ J	P
7439-97-6	Mercury	0.0056	B	~~N~~ J	CV
7440-02-0	Nickel	8.0		~~NE~~ J	P
7440-09-7	Potassium	729			P
7782-49-2	Selenium	0.80	U	~~N~~ J	P
7440-22-4	Silver	0.081	U		P
7440-23-5	Sodium	289			P
7440-28-0	Thallium	0.39	B	~~N~~ J	P
7440-62-2	Vanadium	12.5		~~E~~ J	P
7440-66-6	Zinc	27.2		~~N~~ J	P

EGL 8/5/10

Comments:

U.S. EPA - CLP

1

INORGANIC ANALYSIS DATA SHEET

EPA SAMPLE NO.

690-MW-6 (8.3'-10.3')-D

Lab Name: Mitkem Laboratories Contract: 208492

Lab Code: MITKEM Case No.: SAS No.: SDG No.: SJ1301

Matrix (soil/water): SOIL Lab Sample ID: J1301-15

Level (low/med): MED Date Received: 06/24/2010

% Solids: 87.0

Concentration Units (ug/L or mg/kg dry weight): MG/KG

CAS No.	Analyte	Concentration	C	Q	M
7429-90-5	Aluminum	3110			P
7440-36-0	Antimony	0.57	B	U	P
7440-38-2	Arsenic	3.5			P
7440-39-3	Barium	22.7		J	P
7440-41-7	Beryllium	0.19		J	P
7440-43-9	Cadmium	0.071	B	U	P
7440-70-2	Calcium	75400			P
7440-47-3	Chromium	5.6		J	P
7440-48-4	Cobalt	4.5		J	P
7440-50-8	Copper	8.4			P
7439-89-6	Iron	13800			P
7439-92-1	Lead	6.7		J	P
7439-95-4	Magnesium	27000			P
7439-96-5	Manganese	342		J	P
7439-97-6	Mercury	0.0028	U	J	CV
7440-02-0	Nickel	7.7		J	P
7440-09-7	Potassium	786			P
7782-49-2	Selenium	0.48	U	J	P
7440-22-4	Silver	0.049	U		P
7440-23-5	Sodium	251			P
7440-28-0	Thallium	1.1		J	P
7440-62-2	Vanadium	9.2		J	P
7440-66-6	Zinc	12.6		J	P

EGL

8/5/10

Comments:

U.S. EPA - CLP

1

EPA SAMPLE NO.

INORGANIC ANALYSIS DATA SHEET

690-MW-6 (8.3'-10.3')-O

Lab Name: Mitkem Laboratories Contract: 208492

Lab Code: MITKEM Case No.: SAS No.: SDG No.: SJ1301

Matrix (soil/water): SOIL Lab Sample ID: J1301-04

Level (low/med): MED Date Received: 06/24/2010

% Solids: 83.0

Concentration Units (ug/L or mg/kg dry weight): MG/KG

CAS No.	Analyte	Concentration	C	Q	M
7429-90-5	Aluminum	2850			P
7440-36-0	Antimony	0.59	B	~~N~~ J	P
7440-38-2	Arsenic	3.8			P
7440-39-3	Barium	21.6		~~NE~~ J	P
7440-41-7	Beryllium	0.19		~~E~~ J	P
7440-43-9	Cadmium	0.063	B	~~N~~ J	P
7440-70-2	Calcium	88500			P
7440-47-3	Chromium	5.4		~~NE~~ J	P
7440-48-4	Cobalt	2.8		~~NE~~ J	P
7440-50-8	Copper	6.9			P
7439-89-6	Iron	14000			P
7439-92-1	Lead	7.2		~~NE~~ J	P
7439-95-4	Magnesium	37200			P
7439-96-5	Manganese	304		~~E~~ J	P
7439-97-6	Mercury	0.0025	B	~~N~~ J	CV
7440-02-0	Nickel	6.0		~~NE~~ J	P
7440-09-7	Potassium	901			P
7782-49-2	Selenium	0.49	U	~~N~~ J	P
7440-22-4	Silver	0.050	U		P
7440-23-5	Sodium	279			P
7440-28-0	Thallium	1.3		~~N~~ J	P
7440-62-2	Vanadium	8.7		~~E~~ J	P
7440-66-6	Zinc	10.5		~~N~~ J	P

EGL

8/5/10

Comments:

U.S. EPA - CLP

1

EPA SAMPLE NO.

INORGANIC ANALYSIS DATA SHEET

690-SB-23 (4.0'-6.0')-O

Lab Name: Mitkem Laboratories Contract: 208492

Lab Code: MITKEM Case No.: SAS No.: SDG No.: SJ1301

Matrix (soil/water): SOIL Lab Sample ID: J1301-06

Level (low/med): MED Date Received: 06/24/2010

% Solids: 89.0

Concentration Units (ug/L or mg/kg dry weight): MG/KG

CAS No.	Analyte	Concentration	C	Q	M
7429-90-5	Aluminum	5440			P
7440-36-0	Antimony	1.1		~~N~~ J	P
7440-38-2	Arsenic	4.3			P
7440-39-3	Barium	61.5		~~NE~~ J	P
7440-41-7	Beryllium	0.27		~~E~~ J	P
7440-43-9	Cadmium	0.27		~~N~~ J	P
7440-70-2	Calcium	111000			P
7440-47-3	Chromium	7.8		~~NE~~ J	P
7440-48-4	Cobalt	2.5		~~NE~~ J	P
7440-50-8	Copper	20.7			P
7439-89-6	Iron	10600			P
7439-92-1	Lead	81.5		~~NE~~ J	P
7439-95-4	Magnesium	36000			P
7439-96-5	Manganese	347		~~E~~ J	P
7439-97-6	Mercury	0.054		~~N~~ J	CV
7440-02-0	Nickel	8.4		~~NE~~ J	P
7440-09-7	Potassium	1300			P
7782-49-2	Selenium	0.60	U	~~N~~ J	P
7440-22-4	Silver	0.061	U		P
7440-23-5	Sodium	1430			P
7440-28-0	Thallium	1.4		~~N~~ J	P
7440-62-2	Vanadium	9.5		~~E~~ J	P
7440-66-6	Zinc	58.5		~~N~~ J	P

EGL

8/5/10

Comments:

U.S. EPA - CLP

1

INORGANIC ANALYSIS DATA SHEET

EPA SAMPLE NO.

690-SB-28 (4.0'-8.0')-O

Lab Name: Mitkem Laboratories Contract: 208492

Lab Code: MITKEM Case No.: SAS No.: SDG No.: SJ1301

Matrix (soil/water): SOIL Lab Sample ID: J1301-12

Level (low/med): MED Date Received: 06/24/2010

% Solids: 85.0

Concentration Units (ug/L or mg/kg dry weight): MG/KG

CAS No.	Analyte	Concentration	C	Q	M
7429-90-5	Aluminum	5170			P
7440-36-0	Antimony	1.0		~~N~~ J	P
7440-38-2	Arsenic	5.4			P
7440-39-3	Barium	29.7		~~NE~~ J	P
7440-41-7	Beryllium	0.31		~~E~~ J	P
7440-43-9	Cadmium	0.047	~~B~~	~~N~~ J	P
7440-70-2	Calcium	11400			P
7440-47-3	Chromium	7.4		~~NE~~ J	P
7440-48-4	Cobalt	5.9		~~NE~~ J	P
7440-50-8	Copper	16.1			P
7439-89-6	Iron	22100			P
7439-92-1	Lead	13.2		~~NE~~ J	P
7439-95-4	Magnesium	6860			P
7439-96-5	Manganese	186		~~E~~ J	P
7439-97-6	Mercury	0.0035	~~B~~	~~N~~ J	CV
7440-02-0	Nickel	12.3		~~NE~~ J	P
7440-09-7	Potassium	829			P
7782-49-2	Selenium	0.59	U	~~N~~ J	P
7440-22-4	Silver	0.060	U		P
7440-23-5	Sodium	257			P
7440-28-0	Thallium	0.18	U	~~N~~ J	P
7440-62-2	Vanadium	23.6		~~E~~ J	P
7440-66-6	Zinc	36.3		~~N~~ J	P

EGL

8/5/10

Comments:

U.S. EPA - CLP

1

INORGANIC ANALYSIS DATA SHEET

EPA SAMPLE NO.

690-SB-56 (3.0'-4.0')-O

Lab Name: Mitkem Laboratories Contract: 208492

Lab Code: MITKEM Case No.: SAS No.: SDG No.: SJ1301

Matrix (soil/water): SOIL Lab Sample ID: J1301-07

Level (low/med): MED Date Received: 06/24/2010

% Solids: 92.0

Concentration Units (ug/L or mg/kg dry weight): MG/KG

CAS No.	Analyte	Concentration	C	Q	M
7429-90-5	Aluminum	2060			P
7440-36-0	Antimony	0.61	B	~~N~~ J	P
7440-38-2	Arsenic	6.1			P
7440-39-3	Barium	10.2		~~NE~~ J	P
7440-41-7	Beryllium	0.16		~~E~~ J	P
7440-43-9	Cadmium	0.077	B	~~N~~ J	P
7440-70-2	Calcium	109000			P
7440-47-3	Chromium	3.7		~~NE~~ J	P
7440-48-4	Cobalt	5.6		~~NE~~ J	P
7440-50-8	Copper	8.4			P
7439-89-6	Iron	14500			P
7439-92-1	Lead	19.2		~~NE~~ J	P
7439-95-4	Magnesium	56800			P
7439-96-5	Manganese	237		~~E~~ J	P
7439-97-6	Mercury	0.0026	U	~~N~~ J	CV
7440-02-0	Nickel	10.3		~~NE~~ J	P
7440-09-7	Potassium	1050			P
7782-49-2	Selenium	0.50	U	~~N~~ J	P
7440-22-4	Silver	0.051	U		P
7440-23-5	Sodium	162			P
7440-28-0	Thallium	1.4		~~N~~ J	P
7440-62-2	Vanadium	4.2		~~E~~ J	P
7440-66-6	Zinc	2.1		~~N~~ U	P

EGL

8/5/10

Comments:

U.S. EPA - CLP

1

EPA SAMPLE NO.

INORGANIC ANALYSIS DATA SHEET

690-SB-67 (8.0'-12')-O

Lab Name: Mitkem Laboratories Contract: 208492

Lab Code: MITKEM Case No.: SAS No.: SDG No.: SJ1301

Matrix (soil/water): SOIL Lab Sample ID: J1301-08

Level (low/med): MED Date Received: 06/24/2010

% Solids: 90.0

Concentration Units (ug/L or mg/kg dry weight): MG/KG

CAS No.	Analyte	Concentration	C	Q	M
7429-90-5	Aluminum	2580			P
7440-36-0	Antimony	0.67	B	~~N~~ J	P
7440-38-2	Arsenic	2.7			P
7440-39-3	Barium	13.6		~~NE~~ J	P
7440-41-7	Beryllium	0.15	B	~~E~~ J	P
7440-43-9	Cadmium	0.011	U	~~N~~ J	P
7440-70-2	Calcium	75800			P
7440-47-3	Chromium	4.9		~~NE~~ J	P
7440-48-4	Cobalt	2.3		~~NE~~ J	P
7440-50-8	Copper	6.5			P
7439-89-6	Iron	7670			P
7439-92-1	Lead	5.1		~~NE~~ J	P
7439-95-4	Magnesium	27600			P
7439-96-5	Manganese	283		~~E~~ J	P
7439-97-6	Mercury	0.0027	U	~~N~~ J	CV
7440-02-0	Nickel	5.2		~~NE~~ J	P
7440-09-7	Potassium	757			P
7782-49-2	Selenium	0.65	U	~~N~~ J	P
7440-22-4	Silver	0.066	U		P
7440-23-5	Sodium	150			P
7440-28-0	Thallium	0.66	B	~~N~~ J	P
7440-62-2	Vanadium	8.9		~~E~~ J	P
7440-66-6	Zinc	8.2		~~N~~ J	P

EGL

8/5/10

Comments:

10.07.02.A FORM I - IN SW846

U.S. EPA - CLP

1

INORGANIC ANALYSIS DATA SHEET

EPA SAMPLE NO.

690-SB-70 (8.0'-11.5')-O

Lab Name: Mitkem Laboratories Contract: 208492

Lab Code: MITKEM Case No.: SAS No.: SDG No.: SJ1301

Matrix (soil/water): SOIL Lab Sample ID: J1301-09

Level (low/med): MED Date Received: 06/24/2010

% Solids: 91.0

Concentration Units (ug/L or mg/kg dry weight): MG/KG

CAS No.	Analyte	Concentration	C	Q	M
7429-90-5	Aluminum	2950			P
7440-36-0	Antimony	0.54	B	N J	P
7440-38-2	Arsenic	2.2			P
7440-39-3	Barium	15.5		NE J	P
7440-41-7	Beryllium	0.14	B	E J	P
7440-43-9	Cadmium	0.012	U	N J	P
7440-70-2	Calcium	68600			P
7440-47-3	Chromium	5.2		NE J	P
7440-48-4	Cobalt	2.9		NE J	P
7440-50-8	Copper	6.4			P
7439-89-6	Iron	7960			P
7439-92-1	Lead	3.9		NE J	P
7439-95-4	Magnesium	10900			P
7439-96-5	Manganese	292		E J	P
7439-97-6	Mercury	0.0023	U	N J	CV
7440-02-0	Nickel	5.9		NE J	P
7440-09-7	Potassium	646			P
7782-49-2	Selenium	0.69	U	N J	P
7440-22-4	Silver	0.070	U		P
7440-23-5	Sodium	316			P
7440-28-0	Thallium	0.72	B	N J	P
7440-62-2	Vanadium	9.4		E J	P
7440-66-6	Zinc	11.4		N J	P

EGL

8/15/10

Comments:

10.07.02.A

FORM I - IN

SW846

0178

U.S. EPA - CLP

1

INORGANIC ANALYSIS DATA SHEET

EPA SAMPLE NO.

690-SB-72 (9.0'-11.0')-O

Lab Name: Mitkem Laboratories Contract: 208492

Lab Code: MITKEM Case No.: SAS No.: SDG No.: SJ1301

Matrix (soil/water): SOIL Lab Sample ID: J1301-10

Level (low/med): MED Date Received: 06/24/2010

% Solids: 91.0

Concentration Units (ug/L or mg/kg dry weight): MG/KG

CAS No.	Analyte	Concentration	C	Q	M
7429-90-5	Aluminum	3810			P
7440-36-0	Antimony	0.53	B	N J	P
7440-38-2	Arsenic	5.2			P
7440-39-3	Barium	25.9		NE J	P
7440-41-7	Beryllium	0.24		E J	P
7440-43-9	Cadmium	0.012	B	N J	P
7440-70-2	Calcium	75300			P
7440-47-3	Chromium	5.9		NE J	P
7440-48-4	Cobalt	3.6		NE J	P
7440-50-8	Copper	10.4			P
7439-89-6	Iron	10200			P
7439-92-1	Lead	5.3		NE J	P
7439-95-4	Magnesium	10500			P
7439-96-5	Manganese	298		E J	P
7439-97-6	Mercury	0.0026	U	N J	CV
7440-02-0	Nickel	6.9		NE J	P
7440-09-7	Potassium	798			P
7782-49-2	Selenium	0.73	U	N J	P
7440-22-4	Silver	0.074	U		P
7440-23-5	Sodium	292			P
7440-28-0	Thallium	0.41	B	N J	P
7440-62-2	Vanadium	10.3		E J	P
7440-66-6	Zinc	19.6		N J	P

EGL

8/5/10

Comments:

U.S. EPA - CLP

1

INORGANIC ANALYSIS DATA SHEET

EPA SAMPLE NO.

690-SG-5 (8.0'-12.0')-D

Lab Name: Mitkem Laboratories Contract: 208492

Lab Code: MITKEM Case No.: SAS No.: SDG No.: SJ1301

Matrix (soil/water): SOIL Lab Sample ID: J1301-16

Level (low/med): MED Date Received: 06/24/2010

% Solids: 88.0

Concentration Units (ug/L or mg/kg dry weight): MG/KG

CAS No.	Analyte	Concentration	C	Q	M
7429-90-5	Aluminum	2200			P
7440-36-0	Antimony	0.41	B	U	P
7440-38-2	Arsenic	3.0			P
7440-39-3	Barium	13.8		J	P
7440-41-7	Beryllium	0.19		J	P
7440-43-9	Cadmium	0.047	B	U	P
7440-70-2	Calcium	98100			P
7440-47-3	Chromium	4.6		J	P
7440-48-4	Cobalt	1.9		J	P
7440-50-8	Copper	6.0			P
7439-89-6	Iron	8680			P
7439-92-1	Lead	7.6		J	P
7439-95-4	Magnesium	41100			P
7439-96-5	Manganese	257		J	P
7439-97-6	Mercury	0.0023	U	J	CV
7440-02-0	Nickel	4.8		J	P
7440-09-7	Potassium	817			P
7782-49-2	Selenium	0.54	U	J	P
7440-22-4	Silver	0.055	U		P
7440-23-5	Sodium	174			P
7440-28-0	Thallium	0.36	B	J	P
7440-62-2	Vanadium	7.0		J	P
7440-66-6	Zinc	5.8		J	P

EGL

8/5/10

Comments:

10.07.02.A

FORM 1 - IN

SW846

U.S. EPA - CLP

1

EPA SAMPLE NO.

INORGANIC ANALYSIS DATA SHEET

690-SG-5 (8.0'-12.0')-O

Lab Name: Mitkem Laboratories Contract: 208492

Lab Code: MITKEM Case No.: SAS No.: SDG No.: SJ1301

Matrix (soil/water): SOIL Lab Sample ID: J1301-11

Level (low/med): MED Date Received: 06/24/2010

% Solids: 90.0

Concentration Units (ug/L or mg/kg dry weight): MG/KG

CAS No.	Analyte	Concentration	C	Q	M
7429-90-5	Aluminum	2380			P
7440-36-0	Antimony	0.38	B	N J	P
7440-38-2	Arsenic	4.0			P
7440-39-3	Barium	13.1		ME J	P
7440-41-7	Beryllium	0.21		J	P
7440-43-9	Cadmium	0.065	B	N J	P
7440-70-2	Calcium	116000			P
7440-47-3	Chromium	4.4		NE J	P
7440-48-4	Cobalt	2.5		NE J	P
7440-50-8	Copper	7.5			P
7439-89-6	Iron	10200			P
7439-92-1	Lead	9.8		NE J	P
7439-95-4	Magnesium	53100			P
7439-96-5	Manganese	307		E J	P
7439-97-6	Mercury	0.0031	B	N J	CV
7440-02-0	Nickel	6.0		NE J	P
7440-09-7	Potassium	1020			P
7782-49-2	Selenium	0.59	U	N J	P
7440-22-4	Silver	0.060	U		P
7440-23-5	Sodium	208			P
7440-28-0	Thallium	1.9		N J	P
7440-62-2	Vanadium	6.0		E J	P
7440-66-6	Zinc	4.4		N J	P

EGL

8/5/10

Comments:

U.S. EPA - CLP

1

EPA SAMPLE NO.

INORGANIC ANALYSIS DATA SHEET

690-SG-5-O

Lab Name: Mitkem Laboratories Contract: 208492

Lab Code: MITKEM Case No.: SAS No.: SDG No.: SJ1301

Matrix (soil/water): WATER Lab Sample ID: J1301-01

Level (low/med): MED Date Received: 06/24/2010

% Solids: 0.0

Concentration Units (ug/L or mg/kg dry weight): UG/L

CAS No.	Analyte	Concentration	C	Q	M
7429-90-5	Aluminum	661			P
7440-36-0	Antimony	15.6	~~B~~	U	P
7440-38-2	Arsenic	12.0	~~B~~	U	P
7440-39-3	Barium	2520			P
7440-41-7	Beryllium	0.038	~~B~~	J	P
7440-43-9	Cadmium	0.50	U		P
7440-70-2	Calcium	2830000			P
7440-47-3	Chromium	0.73	~~B~~	U	P
7440-48-4	Cobalt	14.4	~~B~~	J	P
7440-50-8	Copper	5.5	~~B~~	J	P
7439-89-6	Iron	41700			P
7439-92-1	Lead	33.0			P
7439-95-4	Magnesium	218000			P
7439-96-5	Manganese	17700			P
7439-97-6	Mercury	0.092	~~B~~	J	CV
7440-02-0	Nickel	23.8	~~B~~	J	P
7440-09-7	Potassium	18800			P
7782-49-2	Selenium	10.0	U		P
7440-22-4	Silver	2.4	U		P
7440-23-5	Sodium	776000			P
7440-28-0	Thallium	29.5			P
7440-62-2	Vanadium	0.34	U		P
7440-66-6	Zinc	7.0	U		P

EGL

8/5/10

Comments:

10.07.02.A FORM I - IN SW846

U.S. EPA - CLP

1

EPA SAMPLE NO.

INORGANIC ANALYSIS DATA SHEET

690-SG-6-O

Lab Name: Mitkem Laboratories Contract: 208492

Lab Code: MITKEM Case No.: SAS No.: SDG No.: SJ1301

Matrix (soil/water): WATER Lab Sample ID: J1301-02

Level (low/med): MED Date Received: 06/24/2010

% Solids: 0.0

Concentration Units (ug/L or mg/kg dry weight): UG/L

CAS No.	Analyte	Concentration	C	Q	M
7429-90-5	Aluminum	13900			P
7440-36-0	Antimony	9.6	B	U	P
7440-38-2	Arsenic	17.8	B	U	P
7440-39-3	Barium	1090			P
7440-41-7	Beryllium	3.8	B	J	P
7440-43-9	Cadmium	2.2	B	J	P
7440-70-2	Calcium	1440000			P
7440-47-3	Chromium	23.9			P
7440-48-4	Cobalt	51.0			P
7440-50-8	Copper	269			P
7439-89-6	Iron	25100			P
7439-92-1	Lead	133			P
7439-95-4	Magnesium	467000			P
7439-96-5	Manganese	13200			P
7439-97-6	Mercury	0.028	U		CV
7440-02-0	Nickel	67.4			P
7440-09-7	Potassium	19400			P
7782-49-2	Selenium	10.0	U		P
7440-22-4	Silver	2.4	U		P
7440-23-5	Sodium	741000			P
7440-28-0	Thallium	17.5	B	J	P
7440-62-2	Vanadium	41.6	B	J	P
7440-66-6	Zinc	545			P

EGL 8/5/10

Comments:

Mitkem	Project: Soil	
175 Metro Center Boulevard	Project Number: J1301	**Reported:**
Warwick RI, 02886-1755	Project Manager: Shirley S. Ng	07/29/10 08:53

Radiochemical Analysis by EPA Methods
Waste Stream Technology

Analyte	Result	UNC	MDA	Units	Batch	Prepared	Analyzed	Method	Notes
690-MW-6 (8.3' - 10.3')-O (0F25011-01) Soil	**Sampled: 06/22/10 09:00**	**Received: 06/25/10 11:40**							
Thorium-230	**4.07E-1** U	1.27E-1	4.74E-2	pCi/g	AG01914	07/19/10	07/21/10	USACE RMO-3008	
Thorium-232	**5.25E-1**	1.47E-1	4.73E-2	"	"	"	"	"	
690-SG-5 (8.0' - 12.0')-O (0F25011-02) Soil	**Sampled: 06/22/10 13:00**	**Received: 06/25/10 11:40**							
Thorium-232	**5.56E-1**	1.36E-1	5.55E-2	pCi/g	AG01914	07/19/10	07/21/10	USACE RMO-3008	
690-MW-6 (8.3' - 10.3')-D (0F25011-03) Soil	**Sampled: 06/22/10 09:00**	**Received: 06/25/10 11:40**							
Thorium-232	**3.73E-1**	1.18E-1	6.79E-2	pCi/g	AG01914	07/19/10	07/21/10	USACE RMO-3008	
690-SG-5 (8.0' - 12.0')-D (0F25011-04) Soil	**Sampled: 06/22/10 13:00**	**Received: 06/25/10 11:40**							
Thorium-232	**3.96E-1**	1.35E-1	7.64E-2	pCi/g	AG01914	07/19/10	07/21/10	USACE RMO-3008	J-01

EGL
8/5/10

The results in this report apply to the samples analyzed in accordance with the chain of custody document. This analytical report must be reproduced in its entirety.

1 ABSU

Data Usability Summary Report

LaBella Project 208492
690 St Paul St

Client
Genesee Valley Real Estate

Laboratory Data Set
Centek Laboratories, LLC # C1009023
November 5, 2010

Sample Date

September 13, 2010

Prepared by

Jodi Zimmerman, B.S.
Vali-Data of WNY, LLC
1514 Davis Rd.
West Falls, NY 14170

DELIVERABLES

This Data Usability Summary Report (DUSR) was prepared by evaluating the analytical data package for LaBella Associates, PC, #208492, Centek Laboratories, LLC ID C1009023, submitted to Vali-Data of WNY, LLC on November 3, 2010. This DUSR has been prepared in general compliance with NYSDEC Analytical Services Protocol and USEPA National Functional Guidelines. The laboratory performed the analysis using Compendium of Methods for the Determination of Toxic Organic Compounds, Compendium Method TO-15, January 1999.

ORGANICS

The following items/criteria were reviewed for this report:

- Data Completeness
- Narrative and Data Reporting Forms
- Chain-of-Custody and Traffic Reports
- Holding Times
- Internal Standard (IS) Area Performance
- Surrogate Spike Recoveries
- Method Blank
- Laboratory Control Samples
- MS/MSD
- Compound Quantitation
- Initial Calibration
- Continuing Calibration
- GC/MS Tuning
- Canister Certification Blanks

The items listed above were technically in compliance with the method and SOP criteria with the exceptions discussed in the text below. The data have been reviewed according to the procedures outlined above and qualified accordingly.

OVERALL EVALUATION OF DATA AND POTENTIAL USABILITY ISSUES

The data are acceptable for use but are qualified as estimated in Internal Standards, below.

DATA COMPLETENESS

All criteria were met.

NARRATIVE AND DATA REPORTING FORMS

All criteria were met.

CHAIN OF CUSTODY AND TRAFFIC REPORTS

All criteria were met.

HOLDING TIMES

All holding times for the samples were met.

INTERNAL STANDARD (IS)

The IS did meet criteria for all samples except the area of 1,4-Difluorobenzene was outside QC limits, high in sample; SG-6 with dilution factors 1 and 10. The area of Chlorobenzene-d_5 was outside QC limits, high in sample; SG-6 with a dilution factor of 1. All associated positive results should be qualified as estimated.

SURROGATE SPIKE RECOVERIES

All criteria were met except Form 1's only recorded the surrogate spike recoveries for analysis with a dilution factor of 1. This does not affect the usability of the data.

METHOD BLANK

All the criteria were met.

TRIP BLANKS

No trip blank was acquired.

FIELD DUPLICATE SAMPLE PRECISION

No field duplicate was acquired.

LABORATORY CONTROL SAMPLES

All criteria were met except on laboratory control sample duplicate was performed.

MS/MSD

No MS/MSD were performed.

COMPOUND QUANTITATION

All criteria were met except the vacuum readings recorded on the Form 1's do not correlate with the Chain of Custody. This does not affect the usability of the data.

INITIAL CALIBRATION

All criteria were met.

CONTINUING CALIBRATION

All criteria were met.

GC/MS TUNING

All criteria were met.

CANISTER CERIFICATION BLANKS

All criteria were met.

Centek Laboratories
Air Quality Testing...It's a Gas

Analytical Report

Date: *11-Oct-10*

CLIENT:	LaBella Associates, Pc	**Client Sample ID:**	SG-6
Lab Order:	C1009023	**Tag Number:**	419,391A
Project:	690 St. Paul Street 209290 Phase 9	**Collection Date:**	9/13/2010
Lab ID:	C1009023-001A	**Matrix:**	AIR

Analyses	Result	**Limit	Qual	Units	DF	Date Analyzed
1UG/M3 W/ 0.25UG/M3 CT-TCE-VC		**TO-15**				Analyst: **LL**
1,1,1-Trichloroethane	< 0.83	0.83		ug/m3	1	9/16/2010 2:08:00 AM
1,1,2,2-Tetrachloroethane	< 1.0	1.0		ug/m3	1	9/16/2010 2:08:00 AM
1,1,2-Trichloroethane	< 0.83	0.83		ug/m3	1	9/16/2010 2:08:00 AM
1,1-Dichloroethane	< 0.62	0.62		ug/m3	1	9/16/2010 2:08:00 AM
1,1-Dichloroethene	< 0.60	0.60		ug/m3	1	9/16/2010 2:08:00 AM
1,2,4-Trichlorobenzene	< 1.1	1.1		ug/m3	1	9/16/2010 2:08:00 AM
1,2,4-Trimethylbenzene	7.9 J	0.75		ug/m3	1	9/16/2010 2:08:00 AM
1,2-Dibromoethane	< 1.2	1.2		ug/m3	1	9/16/2010 2:08:00 AM
1,2-Dichlorobenzene	< 0.92	0.92		ug/m3	1	9/16/2010 2:08:00 AM
1,2-Dichloroethane	0.58	0.62	J	ug/m3	1	9/16/2010 2:08:00 AM
1,2-Dichloropropane	< 0.70	0.70		ug/m3	1	9/16/2010 2:08:00 AM
1,3,5-Trimethylbenzene	3.7 J	0.75		ug/m3	1	9/16/2010 2:08:00 AM
1,3-butadiene	< 0.34	0.34		ug/m3	1	9/16/2010 2:08:00 AM
1,3-Dichlorobenzene	< 0.92	0.92		ug/m3	1	9/16/2010 2:08:00 AM
1,4-Dichlorobenzene	< 0.92	0.92		ug/m3	1	9/16/2010 2:08:00 AM
1,4-Dioxane	< 1.1	1.1		ug/m3	1	9/16/2010 2:08:00 AM
2,2,4-trimethylpentane	< 0.71	0.71		ug/m3	1	9/16/2010 2:08:00 AM
4-ethyltoluene	1.3 J	0.75		ug/m3	1	9/16/2010 2:08:00 AM
Acetone	76	29		ug/m3	40	9/16/2010 10:33:00 AM
Allyl chloride	< 0.48	0.48		ug/m3	1	9/16/2010 2:08:00 AM
Benzene	8.4 J	4.9		ug/m3	10	9/16/2010 2:41:00 AM
Benzyl chloride	< 0.88	0.88		ug/m3	1	9/16/2010 2:08:00 AM
Bromodichloromethane	< 1.0	1.0		ug/m3	1	9/16/2010 2:08:00 AM
Bromoform	< 1.6	1.6		ug/m3	1	9/16/2010 2:08:00 AM
Bromomethane	< 0.59	0.59		ug/m3	1	9/16/2010 2:08:00 AM
Carbon disulfide	3.5	0.47		ug/m3	1	9/16/2010 2:08:00 AM
Carbon tetrachloride	< 0.26	0.26		ug/m3	1	9/16/2010 2:08:00 AM
Chlorobenzene	< 0.70	0.70		ug/m3	1	9/16/2010 2:08:00 AM
Chloroethane	< 0.40	0.40		ug/m3	1	9/16/2010 2:08:00 AM
Chloroform	< 0.74	0.74		ug/m3	1	9/16/2010 2:08:00 AM
Chloromethane	< 0.31	0.31		ug/m3	1	9/16/2010 2:08:00 AM
cis-1,2-Dichloroethene	0.56	0.60	J	ug/m3	1	9/16/2010 2:08:00 AM
cis-1,3-Dichloropropene	< 0.69	0.69		ug/m3	1	9/16/2010 2:08:00 AM
Cyclohexane	2.3 J	0.52		ug/m3	1	9/16/2010 2:08:00 AM
Dibromochloromethane	< 1.3	1.3		ug/m3	1	9/16/2010 2:08:00 AM
Ethyl acetate	< 0.92	0.92		ug/m3	1	9/16/2010 2:08:00 AM
Ethylbenzene	7.5	6.6		ug/m3	10	9/16/2010 2:41:00 AM
Freon 11	1.0	0.86		ug/m3	1	9/16/2010 2:08:00 AM

Qualifiers:

**	Reporting Limit	.	Results reported are not blank corrected
B	Analyte detected in the associated Method Blank	E	Value above quantitation range
H	Holding times for preparation or analysis exceeded	J	Analyte detected at or below quantitation limits
JN	Non-routine analyte. Quantitation estimated.	ND	Not Detected at the Reporting Limit
S	Spike Recovery outside accepted recovery limits		

CLIENT:	LaBella Associates, Pc	**Client Sample ID:**	SG-6
Lab Order:	C1009023	**Tag Number:**	419,391A
Project:	690 St. Paul Street 209290 Phase 9	**Collection Date:**	9/13/2010
Lab ID:	C1009023-001A	**Matrix:**	AIR

Analyses	Result	**Limit	Qual	Units	DF	Date Analyzed
1UG/M3 W/ 0.25UG/M3 CT-TCE-VC		**TO-15**				Analyst: **LL**
Freon 113	< 1.2	1.2		ug/m3	1	9/16/2010 2:08:00 AM
Freon 114	< 1.1	1.1		ug/m3	1	9/16/2010 2:08:00 AM
Freon 12	2.1	0.75		ug/m3	1	9/16/2010 2:08:00 AM
Heptane	1.5	0.62	J	ug/m3	1	9/16/2010 2:08:00 AM
Hexachloro-1,3-butadiene	< 1.6	1.6		ug/m3	1	9/16/2010 2:08:00 AM
Hexane	11	5.4		ug/m3	10	9/16/2010 2:41:00 AM
Isopropyl alcohol	< 0.37	0.37		ug/m3	1	9/16/2010 2:08:00 AM
m&p-Xylene	21	13		ug/m3	10	9/16/2010 2:41:00 AM
Methyl Butyl Ketone	< 1.2	1.2		ug/m3	1	9/16/2010 2:08:00 AM
Methyl Ethyl Ketone	6.1	0.90		ug/m3	1	9/16/2010 2:08:00 AM
Methyl Isobutyl Ketone	3.2	1.2	J	ug/m3	1	9/16/2010 2:08:00 AM
Methyl tert-butyl ether	< 0.55	0.55		ug/m3	1	9/16/2010 2:08:00 AM
Methylene chloride	1.8	0.53		ug/m3	1	9/16/2010 2:08:00 AM
o-Xylene	7.5	0.66	J	ug/m3	1	9/16/2010 2:08:00 AM
Propylene	< 0.26	0.26		ug/m3	1	9/16/2010 2:08:00 AM
Styrene	< 0.65	0.65		ug/m3	1	9/16/2010 2:08:00 AM
Tetrachloroethylene	< 1.0	1.0		ug/m3	1	9/16/2010 2:08:00 AM
Tetrahydrofuran	< 0.45	0.45		ug/m3	1	9/16/2010 2:08:00 AM
Toluene	93	23		ug/m3	40	9/16/2010 10:33:00 AM
trans-1,2-Dichloroethene	< 0.60	0.60		ug/m3	1	9/16/2010 2:08:00 AM
trans-1,3-Dichloropropene	< 0.69	0.69		ug/m3	1	9/16/2010 2:08:00 AM
Trichloroethene	2.8	0.22	J	ug/m3	1	9/16/2010 2:08:00 AM
Vinyl acetate	< 0.54	0.54		ug/m3	1	9/16/2010 2:08:00 AM
Vinyl Bromide	< 0.67	0.67		ug/m3	1	9/16/2010 2:08:00 AM
Vinyl chloride	< 0.10	0.10		ug/m3	1	9/16/2010 2:08:00 AM

Qualifiers:

**	Reporting Limit	.	Results reported are not blank corrected
B	Analyte detected in the associated Method Blank	E	Value above quantitation range
H	Holding times for preparation or analysis exceeded	J	Analyte detected at or below quantitation limits
JN	Non-routine analyte. Quantitation estimated.	ND	Not Detected at the Reporting Limit
S	Spike Recovery outside accepted recovery limits		

Centek Laboratories
Air Quality Testing...It's a Gas

Analytical Report
Date: *11-Oct-10*

CLIENT:	LaBella Associates, Pc	**Client Sample ID:**	SG-4
Lab Order:	C1009023	**Tag Number:**	562,256
Project:	690 St. Paul Street 209290 Phase 9	**Collection Date:**	9/13/2010
Lab ID:	C1009023-002A	**Matrix:**	AIR

Analyses	Result	**Limit	Qual	Units	DF	Date Analyzed
1UG/M3 W/ 0.25UG/M3 CT-TCE-VC		**TO-15**				Analyst: LL
1,1,1-Trichloroethane	< 0.83	0.83		ug/m3	1	9/16/2010 3:15:00 AM
1,1,2,2-Tetrachloroethane	< 1.0	1.0		ug/m3	1	9/16/2010 3:15:00 AM
1,1,2-Trichloroethane	< 0.83	0.83		ug/m3	1	9/16/2010 3:15:00 AM
1,1-Dichloroethane	< 0.62	0.62		ug/m3	1	9/16/2010 3:15:00 AM
1,1-Dichloroethene	< 0.60	0.60		ug/m3	1	9/16/2010 3:15:00 AM
1,2,4-Trichlorobenzene	< 1.1	1.1		ug/m3	1	9/16/2010 3:15:00 AM
1,2,4-Trimethylbenzene	3.7	0.75		ug/m3	1	9/16/2010 3:15:00 AM
1,2-Dibromoethane	< 1.2	1.2		ug/m3	1	9/16/2010 3:15:00 AM
1,2-Dichlorobenzene	< 0.92	0.92		ug/m3	1	9/16/2010 3:15:00 AM
1,2-Dichloroethane	< 0.62	0.62		ug/m3	1	9/16/2010 3:15:00 AM
1,2-Dichloropropane	< 0.70	0.70		ug/m3	1	9/16/2010 3:15:00 AM
1,3,5-Trimethylbenzene	1.4	0.75		ug/m3	1	9/16/2010 3:15:00 AM
1,3-butadiene	< 0.34	0.34		ug/m3	1	9/16/2010 3:15:00 AM
1,3-Dichlorobenzene	< 0.92	0.92		ug/m3	1	9/16/2010 3:15:00 AM
1,4-Dichlorobenzene	< 0.92	0.92		ug/m3	1	9/16/2010 3:15:00 AM
1,4-Dioxane	< 1.1	1.1		ug/m3	1	9/16/2010 3:15:00 AM
2,2,4-trimethylpentane	< 0.71	0.71		ug/m3	1	9/16/2010 3:15:00 AM
4-ethyltoluene	0.80	0.75		ug/m3	1	9/16/2010 3:15:00 AM
Acetone	33	7.2		ug/m3	10	9/16/2010 3:50:00 AM
Allyl chloride	< 0.48	0.48		ug/m3	1	9/16/2010 3:15:00 AM
Benzene	0.45	0.49	J	ug/m3	1	9/16/2010 3:15:00 AM
Benzyl chloride	< 0.88	0.88		ug/m3	1	9/16/2010 3:15:00 AM
Bromodichloromethane	< 1.0	1.0		ug/m3	1	9/16/2010 3:15:00 AM
Bromoform	< 1.6	1.6		ug/m3	1	9/16/2010 3:15:00 AM
Bromomethane	< 0.59	0.59		ug/m3	1	9/16/2010 3:15:00 AM
Carbon disulfide	0.57	0.47		ug/m3	1	9/16/2010 3:15:00 AM
Carbon tetrachloride	0.38	0.26		ug/m3	1	9/16/2010 3:15:00 AM
Chlorobenzene	< 0.70	0.70		ug/m3	1	9/16/2010 3:15:00 AM
Chloroethane	< 0.40	0.40		ug/m3	1	9/16/2010 3:15:00 AM
Chloroform	< 0.74	0.74		ug/m3	1	9/16/2010 3:15:00 AM
Chloromethane	0.59	0.31		ug/m3	1	9/16/2010 3:15:00 AM
cis-1,2-Dichloroethene	< 0.60	0.60		ug/m3	1	9/16/2010 3:15:00 AM
cis-1,3-Dichloropropene	< 0.69	0.69		ug/m3	1	9/16/2010 3:15:00 AM
Cyclohexane	< 0.52	0.52		ug/m3	1	9/16/2010 3:15:00 AM
Dibromochloromethane	< 1.3	1.3		ug/m3	1	9/16/2010 3:15:00 AM
Ethyl acetate	< 0.92	0.92		ug/m3	1	9/16/2010 3:15:00 AM
Ethylbenzene	< 0.66	0.66		ug/m3	1	9/16/2010 3:15:00 AM
Freon 11	1.1	0.86		ug/m3	1	9/16/2010 3:15:00 AM

Qualifiers:

**	Reporting Limit	.	Results reported are not blank corrected
B	Analyte detected in the associated Method Blank	E	Value above quantitation range
H	Holding times for preparation or analysis exceeded	J	Analyte detected at or below quantitation limits
JN	Non-routine analyte. Quantitation estimated.	ND	Not Detected at the Reporting Limit
S	Spike Recovery outside accepted recovery limits		

CLIENT:	LaBella Associates, Pc	**Client Sample ID:**	SG-4
Lab Order:	C1009023	**Tag Number:**	562,256
Project:	690 St. Paul Street 209290 Phase 9	**Collection Date:**	9/13/2010
Lab ID:	C1009023-002A	**Matrix:**	AIR

Analyses	Result	**Limit	Qual	Units	DF	Date Analyzed
1UG/M3 W/ 0.25UG/M3 CT-TCE-VC		**TO-15**				Analyst: LL
Freon 113	< 1.2	1.2		ug/m3	1	9/16/2010 3:15:00 AM
Freon 114	< 1.1	1.1		ug/m3	1	9/16/2010 3:15:00 AM
Freon 12	2.0	0.75		ug/m3	1	9/16/2010 3:15:00 AM
Heptane	< 0.62	0.62		ug/m3	1	9/16/2010 3:15:00 AM
Hexachloro-1,3-butadiene	< 1.6	1.6		ug/m3	1	9/16/2010 3:15:00 AM
Hexane	0.90	0.54		ug/m3	1	9/16/2010 3:15:00 AM
Isopropyl alcohol	2.2	0.37		ug/m3	1	9/16/2010 3:15:00 AM
m&p-Xylene	1.2	1.3	J	ug/m3	1	9/16/2010 3:15:00 AM
Methyl Butyl Ketone	< 1.2	1.2		ug/m3	1	9/16/2010 3:15:00 AM
Methyl Ethyl Ketone	< 0.90	0.90		ug/m3	1	9/16/2010 3:15:00 AM
Methyl Isobutyl Ketone	< 1.2	1.2		ug/m3	1	9/16/2010 3:15:00 AM
Methyl tert-butyl ether	< 0.55	0.55		ug/m3	1	9/16/2010 3:15:00 AM
Methylene chloride	< 0.53	0.53		ug/m3	1	9/16/2010 3:15:00 AM
o-Xylene	0.49	0.56	J	ug/m3	1	9/16/2010 3:15:00 AM
Propylene	< 0.26	0.26		ug/m3	1	9/16/2010 3:15:00 AM
Styrene	< 0.65	0.65		ug/m3	1	9/16/2010 3:15:00 AM
Tetrachloroethylene	< 1.0	1.0		ug/m3	1	9/16/2010 3:15:00 AM
Tetrahydrofuran	< 0.45	0.45		ug/m3	1	9/16/2010 3:15:00 AM
Toluene	2.6	0.57		ug/m3	1	9/16/2010 3:15:00 AM
trans-1,2-Dichloroethene	< 0.60	0.60		ug/m3	1	9/16/2010 3:15:00 AM
trans-1,3-Dichloropropene	< 0.69	0.69		ug/m3	1	9/16/2010 3:15:00 AM
Trichloroethene	0.66	0.22		ug/m3	1	9/16/2010 3:15:00 AM
Vinyl acetate	< 0.54	0.54		ug/m3	1	9/16/2010 3:15:00 AM
Vinyl Bromide	< 0.67	0.67		ug/m3	1	9/16/2010 3:15:00 AM
Vinyl chloride	< 0.10	0.10		ug/m3	1	9/16/2010 3:15:00 AM

Qualifiers:				
	**	Reporting Limit	.	Results reported are not blank corrected
	B	Analyte detected in the associated Method Blank	E	Value above quantitation range
	H	Holding times for preparation or analysis exceeded	J	Analyte detected at or below quantitation limits
	JN	Non-routine analyte. Quantitation estimated.	ND	Not Detected at the Reporting Limit
	S	Spike Recovery outside accepted recovery limits		

Centek Laboratories, LLC

Date: *05-Oct-10*

CLIENT: LaBella Associates, Pc
Work Order: C1009023
Project: 690 St. Paul Street 209290 Phase 9

ANALYTICAL QC SUMMARY REPORT

TestCode: 0.25CT-TCE-VC

Sample ID	BMB1UG-091510	SampType:	MBLK	TestCode:	0.25CT-TCE-	Units:	ppbV	Prep Date:		RunNo:	3893
Client ID:	ZZZZZ	Batch ID:	R3893	TestNo:	TO-15			Analysis Date:	9/15/2010	SeqNo:	47742

Analyte	Result	PQL	SPK value	SPK Ref Val	%REC	LowLimit	HighLimit	RPD Ref Val	%RPD	RPDLimit	Qual
1,1,1-Trichloroethane	< 0.15	0.15									
1,1,2,2-Tetrachloroethane	< 0.15	0.15									
1,1,2-Trichloroethane	< 0.15	0.15									
1,1-Dichloroethane	< 0.15	0.15									
1,1-Dichloroethene	< 0.15	0.15									
1,2,4-Trichlorobenzene	< 0.15	0.15									
1,2,4-Trimethylbenzene	< 0.15	0.15									
1,2-Dibromoethane	< 0.15	0.15									
1,2-Dichlorobenzene	< 0.15	0.15									
1,2-Dichloroethane	< 0.15	0.15									
1,2-Dichloropropane	< 0.15	0.15									
1,3,5-Trimethylbenzene	< 0.15	0.15									
1,3-butadiene	< 0.15	0.15									
1,3-Dichlorobenzene	< 0.15	0.15									
1,4-Dichlorobenzene	< 0.15	0.15									
1,4-Dioxane	< 0.30	0.30									
2,2,4-trimethylpentane	< 0.15	0.15									
4-ethyltoluene	< 0.15	0.15									
Acetone	< 0.30	0.30									
Allyl chloride	< 0.15	0.15									
Benzene	< 0.15	0.15									
Benzyl chloride	< 0.15	0.15									
Bromodichloromethane	< 0.15	0.15									
Bromoform	< 0.15	0.15									
Bromomethane	< 0.15	0.15									
Carbon disulfide	< 0.15	0.15									
Carbon tetrachloride	< 0.040	0.040									
Chlorobenzene	< 0.15	0.15									
Chloroethane	< 0.15	0.15									

Qualifiers:

- . Results reported are not blank corrected
- J Analyte detected at or below quantitation limits
- S Spike Recovery outside accepted recovery limits
- E Value above quantitation range
- ND Not Detected at the Reporting Limit
- H Holding times for preparation or analysis exceeded
- R RPD outside accepted recovery limits

CLIENT: LaBella Associates, Pc
Work Order: C1009023
Project: 690 St. Paul Street 209290 Phase 9

ANALYTICAL QC SUMMARY REPORT

TestCode: 0.25CT-TCE-VC

Sample ID BMB1UG-091510 SampType: MBLK TestCode: 0.25CT-TCE- Units: ppbV Prep Date: RunNo: 3893
Client ID: ZZZZZ Batch ID: R3893 TestNo: TO-15 Analysis Date: 9/15/2010 SeqNo: 47742

Analyte	Result	PQL	SPK value	SPK Ref Val	%REC	LowLimit	HighLimit	RPD Ref Val	%RPD	RPDLimit	Qual
Chloroform	< 0.15	0.15									
Chloromethane	< 0.15	0.15									
cis-1,2-Dichloroethene	< 0.15	0.15									
cis-1,3-Dichloropropene	< 0.15	0.15									
Cyclohexane	< 0.15	0.15									
Dibromochloromethane	< 0.15	0.15									
Ethyl acetate	< 0.25	0.25									
Ethylbenzene	< 0.15	0.15									
Freon 11	< 0.15	0.15									
Freon 113	< 0.15	0.15									
Freon 114	< 0.15	0.15									
Freon 12	< 0.15	0.15									
Heptane	< 0.15	0.15									
Hexachloro-1,3-butadiene	< 0.15	0.15									
Hexane	< 0.15	0.15									
Isopropyl alcohol	< 0.15	0.15									
m&p-Xylene	< 0.30	0.30									
Methyl Butyl Ketone	< 0.30	0.30									
Methyl Ethyl Ketone	< 0.30	0.30									
Methyl Isobutyl Ketone	< 0.30	0.30									
Methyl tert-butyl ether	< 0.15	0.15									
Methylene chloride	< 0.15	0.15									
o-Xylene	< 0.15	0.15									
Propylene	< 0.15	0.15									
Styrene	< 0.15	0.15									
Tetrachloroethylene	< 0.15	0.15									
Tetrahydrofuran	< 0.15	0.15									
Toluene	< 0.15	0.15									
trans-1,2-Dichloroethene	< 0.15	0.15									
trans-1,3-Dichloropropene	< 0.15	0.15									
Trichloroethene	< 0.040	0.040									

Qualifiers:
- . Results reported are not blank corrected
- J Analyte detected at or below quantitation limits
- S Spike Recovery outside accepted recovery limits
- E Value above quantitation range
- ND Not Detected at the Reporting Limit
- H Holding times for preparation or analysis exceeded
- R RPD outside accepted recovery limits

CLIENT: LaBella Associates, Pc
Work Order: C1009023
Project: 690 St. Paul Street 209290 Phase 9

ANALYTICAL QC SUMMARY REPORT

TestCode: 0.25CT-TCE-VC

Sample ID: BMB1UG-091510	SampType: MBLK	TestCode: 0.25CT-TCE-	Units: ppbV	Prep Date:			RunNo: 3893				
Client ID: ZZZZZ	Batch ID: R3893	TestNo: TO-15		Analysis Date: 9/15/2010			SeqNo: 47742				

Analyte	Result	PQL	SPK value	SPK Ref Val	%REC	LowLimit	HighLimit	RPD Ref Val	%RPD	RPDLimit	Qual
Vinyl acetate	< 0.15	0.15									
Vinyl Bromide	< 0.15	0.15									
Vinyl chloride	< 0.040	0.040									

Qualifiers:

.	Results reported are not blank corrected	E	Value above quantitation range	H	Holding times for preparation or analysis exceeded
J	Analyte detected at or below quantitation limits	ND	Not Detected at the Reporting Limit	R	RPD outside accepted recovery limits
S	Spike Recovery outside accepted recovery limits				

Centek Laboratories, LLC

Date: *05-Oct-10*

CLIENT: LaBella Associates, Pc
Work Order: C1009023
Project: 690 St. Paul Street 209290 Phase 9

ANALYTICAL QC SUMMARY REPORT

TestCode: 0.25CT-TCE-VC

Sample ID BLCS1UG-091510	SampType: LCS	TestCode: 0.25CT-TCE-	Units: ppbV	Prep Date:	RunNo: 3893
Client ID: ZZZZZ	Batch ID: R3893	TestNo: TO-15		Analysis Date: 9/15/2010	SeqNo: 47744

Analyte	Result	PQL	SPK value	SPK Ref Val	%REC	LowLimit	HighLimit	RPD Ref Val	%RPD	RPDLimit	Qual
1,1,1-Trichloroethane	0.7900	0.15	1	0	79.0	70	130				
1,1,2,2-Tetrachloroethane	0.7000	0.15	1	0	70.0	70	130				
1,1,2-Trichloroethane	0.9100	0.15	1	0	91.0	70	130				
1,1-Dichloroethane	0.8500	0.15	1	0	85.0	70	130				
1,1-Dichloroethene	0.9300	0.15	1	0	93.0	70	130				
1,2,4-Trichlorobenzene	0.7100	0.15	1	0	71.0	70	130				
1,2,4-Trimethylbenzene	0.7400	0.15	1	0	74.0	70	130				
1,2-Dibromoethane	0.7900	0.15	1	0	79.0	70	130				
1,2-Dichlorobenzene	0.7700	0.15	1	0	77.0	70	130				
1,2-Dichloroethane	1.010	0.15	1	0	101	70	130				
1,2-Dichloropropane	0.8900	0.15	1	0	89.0	70	130				
1,3,5-Trimethylbenzene	0.7700	0.15	1	0	77.0	70	130				
1,3-butadiene	1.110	0.15	1	0	111	70	130				
1,3-Dichlorobenzene	0.7700	0.15	1	0	77.0	70	130				
1,4-Dichlorobenzene	0.8400	0.15	1	0	84.0	70	130				
1,4-Dioxane	0.7900	0.30	1	0	79.0	70	130				
2,2,4-trimethylpentane	0.8900	0.15	1	0	89.0	70	130				
4-ethyltoluene	0.7200	0.15	1	0	72.0	70	130				
Acetone	1.020	0.30	1	0	102	70	130				
Allyl chloride	0.9800	0.15	1	0	98.0	70	130				
Benzene	0.9100	0.15	1	0	91.0	70	130				
Benzyl chloride	0.7400	0.15	1	0	74.0	70	130				
Bromodichloromethane	0.8300	0.15	1	0	83.0	70	130				
Bromoform	0.7400	0.15	1	0	74.0	70	130				
Bromomethane	0.9700	0.15	1	0	97.0	70	130				
Carbon disulfide	0.9600	0.15	1	0	96.0	70	130				
Carbon tetrachloride	0.7300	0.040	1	0	73.0	70	130				
Chlorobenzene	0.8300	0.15	1	0	83.0	70	130				
Chloroethane	0.9900	0.15	1	0	99.0	70	130				

Qualifiers:

- . Results reported are not blank corrected
- J Analyte detected at or below quantitation limits
- S Spike Recovery outside accepted recovery limits
- E Value above quantitation range
- ND Not Detected at the Reporting Limit
- H Holding times for preparation or analysis exceeded
- R RPD outside accepted recovery limits

CLIENT: LaBella Associates, Pc
Work Order: C1009023
Project: 690 St. Paul Street 209290 Phase 9

ANALYTICAL QC SUMMARY REPORT

TestCode: 0.25CT-TCE-VC

Sample ID **BLCS1UG-091510** SampType: **LCS** TestCode: **0.25CT-TCE-** Units: **ppbV** Prep Date: RunNo: **3893**
Client ID: **ZZZZZ** Batch ID: **R3893** TestNo: **TO-15** Analysis Date: **9/15/2010** SeqNo: **47744**

Analyte	Result	PQL	SPK value	SPK Ref Val	%REC	LowLimit	HighLimit	RPD Ref Val	%RPD	RPDLimit	Qual
Chloroform	0.9100	0.15	1	0	91.0	70	130				
Chloromethane	0.9500	0.15	1	0	95.0	70	130				
cis-1,2-Dichloroethene	1.000	0.15	1	0	100	70	130				
cis-1,3-Dichloropropene	0.8900	0.15	1	0	89.0	70	130				
Cyclohexane	0.9300	0.15	1	0	93.0	70	130				
Dibromochloromethane	0.7500	0.15	1	0	75.0	70	130				
Ethyl acetate	0.8600	0.25	1	0	86.0	70	130				
Ethylbenzene	0.7100	0.15	1	0	71.0	70	130				
Freon 11	0.9100	0.15	1	0	91.0	70	130				
Freon 113	0.9400	0.15	1	0	94.0	70	130				
Freon 114	0.9500	0.15	1	0	95.0	70	130				
Freon 12	0.8900	0.15	1	0	89.0	70	130				
Heptane	0.9000	0.15	1	0	90.0	70	130				
Hexachloro-1,3-butadiene	0.8000	0.15	1	0	80.0	70	130				
Hexane	0.9200	0.15	1	0	92.0	70	130				
Isopropyl alcohol	1.060	0.15	1	0	106	70	130				
m&p-Xylene	1.460	0.30	2	0	73.0	70	130				
Methyl Butyl Ketone	0.8600	0.30	1	0	86.0	70	130				
Methyl Ethyl Ketone	0.9300	0.30	1	0	93.0	70	130				
Methyl Isobutyl Ketone	0.8700	0.30	1	0	87.0	70	130				
Methyl tert-butyl ether	0.8800	0.15	1	0	88.0	70	130				
Methylene chloride	0.9700	0.15	1	0	97.0	70	130				
o-Xylene	0.7300	0.15	1	0	73.0	70	130				
Propylene	0.9400	0.15	1	0	94.0	70	130				
Styrene	0.7000	0.15	1	0	70.0	70	130				
Tetrachloroethylene	0.8500	0.15	1	0	85.0	70	130				
Tetrahydrofuran	1.090	0.15	1	0	109	70	130				
Toluene	0.8200	0.15	1	0	82.0	70	130				
trans-1,2-Dichloroethene	0.8700	0.15	1	0	87.0	70	130				
trans-1,3-Dichloropropene	0.8800	0.15	1	0	88.0	70	130				
Trichloroethene	0.9100	0.040	1	0	91.0	70	130				

Qualifiers:

- . Results reported are not blank corrected
- J Analyte detected at or below quantitation limits
- S Spike Recovery outside accepted recovery limits
- E Value above quantitation range
- ND Not Detected at the Reporting Limit
- H Holding times for preparation or analysis exceeded
- R RPD outside accepted recovery limits

CLIENT: LaBella Associates, Pc
Work Order: C1009023
Project: 690 St. Paul Street 209290 Phase 9

ANALYTICAL QC SUMMARY REPORT

TestCode: 0.25CT-TCE-VC

Sample ID **BLCS1UG-091510** SampType: **LCS** TestCode: **0.25CT-TCE-** Units: **ppbV** Prep Date: RunNo: **3893**
Client ID: **ZZZZZ** Batch ID: **R3893** TestNo: **TO-15** Analysis Date: **9/15/2010** SeqNo: **47744**

Analyte	Result	PQL	SPK value	SPK Ref Val	%REC	LowLimit	HighLimit	RPD Ref Val	%RPD	RPDLimit	Qual
Vinyl acetate	0.8800	0.15	1	0	88.0	70	130				
Vinyl Bromide	0.9800	0.15	1	0	98.0	70	130				
Vinyl chloride	0.9400	0.040	1	0	94.0	70	130				

Qualifiers:
- . Results reported are not blank corrected
- J Analyte detected at or below quantitation limits
- S Spike Recovery outside accepted recovery limits
- E Value above quantitation range
- ND Not Detected at the Reporting Limit
- H Holding times for preparation or analysis exceeded
- R RPD outside accepted recovery limits

Data Usability Summary Report

LaBella Project 208492
690 St Paul St

Client
Genesee Valley Real Estate

Laboratory Data Set
Centek Laboratories, LLC # C1009023
November 5, 2010

Sample Date

September 13, 2010

Prepared by

Jodi Zimmerman, B.S.
Vali-Data of WNY, LLC
1514 Davis Rd.
West Falls, NY 14170

DELIVERABLES

This Data Usability Summary Report (DUSR) was prepared by evaluating the analytical data package for LaBella Associates, PC, #208492, Centek Laboratories, LLC ID C1009023, submitted to Vali-Data of WNY, LLC on November 3, 2010. This DUSR has been prepared in general compliance with NYSDEC Analytical Services Protocol and USEPA National Functional Guidelines. The laboratory performed the analysis using Compendium of Methods for the Determination of Toxic Organic Compounds, Compendium Method TO-15, January 1999.

ORGANICS

The following items/criteria were reviewed for this report:

- Data Completeness
- Narrative and Data Reporting Forms
- Chain-of-Custody and Traffic Reports
- Holding Times
- Internal Standard (IS) Area Performance
- Surrogate Spike Recoveries
- Method Blank
- Laboratory Control Samples
- MS/MSD
- Compound Quantitation
- Initial Calibration
- Continuing Calibration
- GC/MS Tuning
- Canister Certification Blanks

The items listed above were technically in compliance with the method and SOP criteria with the exceptions discussed in the text below. The data have been reviewed according to the procedures outlined above and qualified accordingly.

OVERALL EVALUATION OF DATA AND POTENTIAL USABILITY ISSUES

The data are acceptable for use but are qualified as estimated in Internal Standards, below.

DATA COMPLETENESS

All criteria were met.

NARRATIVE AND DATA REPORTING FORMS

All criteria were met.

CHAIN OF CUSTODY AND TRAFFIC REPORTS

All criteria were met.

HOLDING TIMES

All holding times for the samples were met.

INTERNAL STANDARD (IS)

The IS did meet criteria for all samples except the area of 1,4-Difluorobenzene was outside QC limits, high in sample; SG-6 with dilution factors 1 and 10. The area of Chlorobenzene-d_5 was outside QC limits, high in sample; SG-6 with a dilution factor of 1. All associated positive results should be qualified as estimated.

SURROGATE SPIKE RECOVERIES

All criteria were met except Form 1's only recorded the surrogate spike recoveries for analysis with a dilution factor of 1. This does not affect the usability of the data.

METHOD BLANK

All the criteria were met.

TRIP BLANKS

No trip blank was acquired.

FIELD DUPLICATE SAMPLE PRECISION

No field duplicate was acquired.

LABORATORY CONTROL SAMPLES

All criteria were met except on laboratory control sample duplicate was performed.

MS/MSD

No MS/MSD were performed.

COMPOUND QUANTITATION

All criteria were met except the vacuum readings recorded on the Form 1's do not correlate with the Chain of Custody. This does not affect the usability of the data.

INITIAL CALIBRATION

All criteria were met.

CONTINUING CALIBRATION

All criteria were met.

GC/MS TUNING

All criteria were met.

CANISTER CERIFICATION BLANKS

All criteria were met.

Centek Laboratories
Air Quality Testing...It's a Gas

Analytical Report

Date: *11-Oct-10*

CLIENT:	LaBella Associates, Pc	**Client Sample ID:**	SG-6
Lab Order:	C1009023	**Tag Number:**	419,391A
Project:	690 St. Paul Street 209290 Phase 9	**Collection Date:**	9/13/2010
Lab ID:	C1009023-001A	**Matrix:**	AIR

Analyses	Result	**Limit	Qual	Units	DF	Date Analyzed
1UG/M3 W/ 0.25UG/M3 CT-TCE-VC		**TO-15**				Analyst: **LL**
1,1,1-Trichloroethane	< 0.83	0.83		ug/m3	1	9/16/2010 2:08:00 AM
1,1,2,2-Tetrachloroethane	< 1.0	1.0		ug/m3	1	9/16/2010 2:08:00 AM
1,1,2-Trichloroethane	< 0.83	0.83		ug/m3	1	9/16/2010 2:08:00 AM
1,1-Dichloroethane	< 0.62	0.62		ug/m3	1	9/16/2010 2:08:00 AM
1,1-Dichloroethene	< 0.60	0.60		ug/m3	1	9/16/2010 2:08:00 AM
1,2,4-Trichlorobenzene	< 1.1	1.1		ug/m3	1	9/16/2010 2:08:00 AM
1,2,4-Trimethylbenzene	7.9 J	0.75		ug/m3	1	9/16/2010 2:08:00 AM
1,2-Dibromoethane	< 1.2	1.2		ug/m3	1	9/16/2010 2:08:00 AM
1,2-Dichlorobenzene	< 0.92	0.92		ug/m3	1	9/16/2010 2:08:00 AM
1,2-Dichloroethane	0.58	0.62	J	ug/m3	1	9/16/2010 2:08:00 AM
1,2-Dichloropropane	< 0.70	0.70		ug/m3	1	9/16/2010 2:08:00 AM
1,3,5-Trimethylbenzene	3.7 J	0.75		ug/m3	1	9/16/2010 2:08:00 AM
1,3-butadiene	< 0.34	0.34		ug/m3	1	9/16/2010 2:08:00 AM
1,3-Dichlorobenzene	< 0.92	0.92		ug/m3	1	9/16/2010 2:08:00 AM
1,4-Dichlorobenzene	< 0.92	0.92		ug/m3	1	9/16/2010 2:08:00 AM
1,4-Dioxane	< 1.1	1.1		ug/m3	1	9/16/2010 2:08:00 AM
2,2,4-trimethylpentane	< 0.71	0.71		ug/m3	1	9/16/2010 2:08:00 AM
4-ethyltoluene	1.3 J	0.75		ug/m3	1	9/16/2010 2:08:00 AM
Acetone	76	29		ug/m3	40	9/16/2010 10:33:00 AM
Allyl chloride	< 0.48	0.48		ug/m3	1	9/16/2010 2:08:00 AM
Benzene	8.4 J	4.9		ug/m3	10	9/16/2010 2:41:00 AM
Benzyl chloride	< 0.88	0.88		ug/m3	1	9/16/2010 2:08:00 AM
Bromodichloromethane	< 1.0	1.0		ug/m3	1	9/16/2010 2:08:00 AM
Bromoform	< 1.6	1.6		ug/m3	1	9/16/2010 2:08:00 AM
Bromomethane	< 0.59	0.59		ug/m3	1	9/16/2010 2:08:00 AM
Carbon disulfide	3.5	0.47		ug/m3	1	9/16/2010 2:08:00 AM
Carbon tetrachloride	< 0.26	0.26		ug/m3	1	9/16/2010 2:08:00 AM
Chlorobenzene	< 0.70	0.70		ug/m3	1	9/16/2010 2:08:00 AM
Chloroethane	< 0.40	0.40		ug/m3	1	9/16/2010 2:08:00 AM
Chloroform	< 0.74	0.74		ug/m3	1	9/16/2010 2:08:00 AM
Chloromethane	< 0.31	0.31		ug/m3	1	9/16/2010 2:08:00 AM
cis-1,2-Dichloroethene	0.56	0.60	J	ug/m3	1	9/16/2010 2:08:00 AM
cis-1,3-Dichloropropene	< 0.69	0.69		ug/m3	1	9/16/2010 2:08:00 AM
Cyclohexane	2.3 J	0.52		ug/m3	1	9/16/2010 2:08:00 AM
Dibromochloromethane	< 1.3	1.3		ug/m3	1	9/16/2010 2:08:00 AM
Ethyl acetate	< 0.92	0.92		ug/m3	1	9/16/2010 2:08:00 AM
Ethylbenzene	7.5	6.6		ug/m3	10	9/16/2010 2:41:00 AM
Freon 11	1.0	0.86		ug/m3	1	9/16/2010 2:08:00 AM

Qualifiers:

**	Reporting Limit	.	Results reported are not blank corrected
B	Analyte detected in the associated Method Blank	E	Value above quantitation range
H	Holding times for preparation or analysis exceeded	J	Analyte detected at or below quantitation limits
JN	Non-routine analyte. Quantitation estimated.	ND	Not Detected at the Reporting Limit
S	Spike Recovery outside accepted recovery limits		

CLIENT:	LaBella Associates, Pc	**Client Sample ID:**	SG-6
Lab Order:	C1009023	**Tag Number:**	419,391A
Project:	690 St. Paul Street 209290 Phase 9	**Collection Date:**	9/13/2010
Lab ID:	C1009023-001A	**Matrix:**	AIR

Analyses	Result	**Limit	Qual	Units	DF	Date Analyzed
1UG/M3 W/ 0.25UG/M3 CT-TCE-VC		**TO-15**				Analyst: **LL**
Freon 113	< 1.2	1.2		ug/m3	1	9/16/2010 2:08:00 AM
Freon 114	< 1.1	1.1		ug/m3	1	9/16/2010 2:08:00 AM
Freon 12	2.1	0.75		ug/m3	1	9/16/2010 2:08:00 AM
Heptane	1.5	0.62	J	ug/m3	1	9/16/2010 2:08:00 AM
Hexachloro-1,3-butadiene	< 1.6	1.6		ug/m3	1	9/16/2010 2:08:00 AM
Hexane	11	5.4		ug/m3	10	9/16/2010 2:41:00 AM
Isopropyl alcohol	< 0.37	0.37		ug/m3	1	9/16/2010 2:08:00 AM
m&p-Xylene	21	13		ug/m3	10	9/16/2010 2:41:00 AM
Methyl Butyl Ketone	< 1.2	1.2		ug/m3	1	9/16/2010 2:08:00 AM
Methyl Ethyl Ketone	6.1	0.90		ug/m3	1	9/16/2010 2:08:00 AM
Methyl Isobutyl Ketone	3.2	1.2	J	ug/m3	1	9/16/2010 2:08:00 AM
Methyl tert-butyl ether	< 0.55	0.55		ug/m3	1	9/16/2010 2:08:00 AM
Methylene chloride	1.8	0.53		ug/m3	1	9/16/2010 2:08:00 AM
o-Xylene	7.5	0.66	J	ug/m3	1	9/16/2010 2:08:00 AM
Propylene	< 0.26	0.26		ug/m3	1	9/16/2010 2:08:00 AM
Styrene	< 0.65	0.65		ug/m3	1	9/16/2010 2:08:00 AM
Tetrachloroethylene	< 1.0	1.0		ug/m3	1	9/16/2010 2:08:00 AM
Tetrahydrofuran	< 0.45	0.45		ug/m3	1	9/16/2010 2:08:00 AM
Toluene	93	23		ug/m3	40	9/16/2010 10:33:00 AM
trans-1,2-Dichloroethene	< 0.60	0.60		ug/m3	1	9/16/2010 2:08:00 AM
trans-1,3-Dichloropropene	< 0.69	0.69		ug/m3	1	9/16/2010 2:08:00 AM
Trichloroethene	2.8	0.22	J	ug/m3	1	9/16/2010 2:08:00 AM
Vinyl acetate	< 0.54	0.54		ug/m3	1	9/16/2010 2:08:00 AM
Vinyl Bromide	< 0.67	0.67		ug/m3	1	9/16/2010 2:08:00 AM
Vinyl chloride	< 0.10	0.10		ug/m3	1	9/16/2010 2:08:00 AM

Qualifiers:

**	Reporting Limit	.	Results reported are not blank corrected
B	Analyte detected in the associated Method Blank	E	Value above quantitation range
H	Holding times for preparation or analysis exceeded	J	Analyte detected at or below quantitation limits
JN	Non-routine analyte. Quantitation estimated.	ND	Not Detected at the Reporting Limit
S	Spike Recovery outside accepted recovery limits		

Centek Laboratories
Air Quality Testing...It's a Gas

Analytical Report
Date: *11-Oct-10*

CLIENT:	LaBella Associates, Pc	**Client Sample ID:**	SG-4
Lab Order:	C1009023	**Tag Number:**	562,256
Project:	690 St. Paul Street 209290 Phase 9	**Collection Date:**	9/13/2010
Lab ID:	C1009023-002A	**Matrix:**	AIR

Analyses	Result	**Limit	Qual	Units	DF	Date Analyzed
1UG/M3 W/ 0.25UG/M3 CT-TCE-VC		**TO-15**				Analyst: LL
1,1,1-Trichloroethane	< 0.83	0.83		ug/m3	1	9/16/2010 3:15:00 AM
1,1,2,2-Tetrachloroethane	< 1.0	1.0		ug/m3	1	9/16/2010 3:15:00 AM
1,1,2-Trichloroethane	< 0.83	0.83		ug/m3	1	9/16/2010 3:15:00 AM
1,1-Dichloroethane	< 0.62	0.62		ug/m3	1	9/16/2010 3:15:00 AM
1,1-Dichloroethene	< 0.60	0.60		ug/m3	1	9/16/2010 3:15:00 AM
1,2,4-Trichlorobenzene	< 1.1	1.1		ug/m3	1	9/16/2010 3:15:00 AM
1,2,4-Trimethylbenzene	3.7	0.75		ug/m3	1	9/16/2010 3:15:00 AM
1,2-Dibromoethane	< 1.2	1.2		ug/m3	1	9/16/2010 3:15:00 AM
1,2-Dichlorobenzene	< 0.92	0.92		ug/m3	1	9/16/2010 3:15:00 AM
1,2-Dichloroethane	< 0.62	0.62		ug/m3	1	9/16/2010 3:15:00 AM
1,2-Dichloropropane	< 0.70	0.70		ug/m3	1	9/16/2010 3:15:00 AM
1,3,5-Trimethylbenzene	1.4	0.75		ug/m3	1	9/16/2010 3:15:00 AM
1,3-butadiene	< 0.34	0.34		ug/m3	1	9/16/2010 3:15:00 AM
1,3-Dichlorobenzene	< 0.92	0.92		ug/m3	1	9/16/2010 3:15:00 AM
1,4-Dichlorobenzene	< 0.92	0.92		ug/m3	1	9/16/2010 3:15:00 AM
1,4-Dioxane	< 1.1	1.1		ug/m3	1	9/16/2010 3:15:00 AM
2,2,4-trimethylpentane	< 0.71	0.71		ug/m3	1	9/16/2010 3:15:00 AM
4-ethyltoluene	0.80	0.75		ug/m3	1	9/16/2010 3:15:00 AM
Acetone	33	7.2		ug/m3	10	9/16/2010 3:50:00 AM
Allyl chloride	< 0.48	0.48		ug/m3	1	9/16/2010 3:15:00 AM
Benzene	0.45	0.49	J	ug/m3	1	9/16/2010 3:15:00 AM
Benzyl chloride	< 0.88	0.88		ug/m3	1	9/16/2010 3:15:00 AM
Bromodichloromethane	< 1.0	1.0		ug/m3	1	9/16/2010 3:15:00 AM
Bromoform	< 1.6	1.6		ug/m3	1	9/16/2010 3:15:00 AM
Bromomethane	< 0.59	0.59		ug/m3	1	9/16/2010 3:15:00 AM
Carbon disulfide	0.57	0.47		ug/m3	1	9/16/2010 3:15:00 AM
Carbon tetrachloride	0.38	0.26		ug/m3	1	9/16/2010 3:15:00 AM
Chlorobenzene	< 0.70	0.70		ug/m3	1	9/16/2010 3:15:00 AM
Chloroethane	< 0.40	0.40		ug/m3	1	9/16/2010 3:15:00 AM
Chloroform	< 0.74	0.74		ug/m3	1	9/16/2010 3:15:00 AM
Chloromethane	0.59	0.31		ug/m3	1	9/16/2010 3:15:00 AM
cis-1,2-Dichloroethene	< 0.60	0.60		ug/m3	1	9/16/2010 3:15:00 AM
cis-1,3-Dichloropropene	< 0.69	0.69		ug/m3	1	9/16/2010 3:15:00 AM
Cyclohexane	< 0.52	0.52		ug/m3	1	9/16/2010 3:15:00 AM
Dibromochloromethane	< 1.3	1.3		ug/m3	1	9/16/2010 3:15:00 AM
Ethyl acetate	< 0.92	0.92		ug/m3	1	9/16/2010 3:15:00 AM
Ethylbenzene	< 0.66	0.66		ug/m3	1	9/16/2010 3:15:00 AM
Freon 11	1.1	0.86		ug/m3	1	9/16/2010 3:15:00 AM

Qualifiers:

**	Reporting Limit	.	Results reported are not blank corrected
B	Analyte detected in the associated Method Blank	E	Value above quantitation range
H	Holding times for preparation or analysis exceeded	J	Analyte detected at or below quantitation limits
JN	Non-routine analyte. Quantitation estimated.	ND	Not Detected at the Reporting Limit
S	Spike Recovery outside accepted recovery limits		

CLIENT:	LaBella Associates, Pc	**Client Sample ID:**	SG-4
Lab Order:	C1009023	**Tag Number:**	562,256
Project:	690 St. Paul Street 209290 Phase 9	**Collection Date:**	9/13/2010
Lab ID:	C1009023-002A	**Matrix:**	AIR

Analyses	Result	**Limit	Qual	Units	DF	Date Analyzed
1UG/M3 W/ 0.25UG/M3 CT-TCE-VC		**TO-15**				Analyst: LL
Freon 113	< 1.2	1.2		ug/m3	1	9/16/2010 3:15:00 AM
Freon 114	< 1.1	1.1		ug/m3	1	9/16/2010 3:15:00 AM
Freon 12	2.0	0.75		ug/m3	1	9/16/2010 3:15:00 AM
Heptane	< 0.62	0.62		ug/m3	1	9/16/2010 3:15:00 AM
Hexachloro-1,3-butadiene	< 1.6	1.6		ug/m3	1	9/16/2010 3:15:00 AM
Hexane	0.90	0.54		ug/m3	1	9/16/2010 3:15:00 AM
Isopropyl alcohol	2.2	0.37		ug/m3	1	9/16/2010 3:15:00 AM
m&p-Xylene	1.2	1.3	J	ug/m3	1	9/16/2010 3:15:00 AM
Methyl Butyl Ketone	< 1.2	1.2		ug/m3	1	9/16/2010 3:15:00 AM
Methyl Ethyl Ketone	< 0.90	0.90		ug/m3	1	9/16/2010 3:15:00 AM
Methyl Isobutyl Ketone	< 1.2	1.2		ug/m3	1	9/16/2010 3:15:00 AM
Methyl tert-butyl ether	< 0.55	0.55		ug/m3	1	9/16/2010 3:15:00 AM
Methylene chloride	< 0.53	0.53		ug/m3	1	9/16/2010 3:15:00 AM
o-Xylene	0.49	0.56	J	ug/m3	1	9/16/2010 3:15:00 AM
Propylene	< 0.26	0.26		ug/m3	1	9/16/2010 3:15:00 AM
Styrene	< 0.65	0.65		ug/m3	1	9/16/2010 3:15:00 AM
Tetrachloroethylene	< 1.0	1.0		ug/m3	1	9/16/2010 3:15:00 AM
Tetrahydrofuran	< 0.45	0.45		ug/m3	1	9/16/2010 3:15:00 AM
Toluene	2.6	0.57		ug/m3	1	9/16/2010 3:15:00 AM
trans-1,2-Dichloroethene	< 0.60	0.60		ug/m3	1	9/16/2010 3:15:00 AM
trans-1,3-Dichloropropene	< 0.69	0.69		ug/m3	1	9/16/2010 3:15:00 AM
Trichloroethene	0.66	0.22		ug/m3	1	9/16/2010 3:15:00 AM
Vinyl acetate	< 0.54	0.54		ug/m3	1	9/16/2010 3:15:00 AM
Vinyl Bromide	< 0.67	0.67		ug/m3	1	9/16/2010 3:15:00 AM
Vinyl chloride	< 0.10	0.10		ug/m3	1	9/16/2010 3:15:00 AM

Qualifiers:				
	**	Reporting Limit	.	Results reported are not blank corrected
	B	Analyte detected in the associated Method Blank	E	Value above quantitation range
	H	Holding times for preparation or analysis exceeded	J	Analyte detected at or below quantitation limits
	JN	Non-routine analyte. Quantitation estimated.	ND	Not Detected at the Reporting Limit
	S	Spike Recovery outside accepted recovery limits		

Centek Laboratories, LLC

Date: *05-Oct-10*

CLIENT: LaBella Associates, Pc
Work Order: C1009023
Project: 690 St. Paul Street 209290 Phase 9

ANALYTICAL QC SUMMARY REPORT

TestCode: 0.25CT-TCE-VC

Sample ID	BMB1UG-091510	SampType:	MBLK	TestCode:	0.25CT-TCE-	Units:	ppbV	Prep Date:		RunNo:	3893
Client ID:	ZZZZZ	Batch ID:	R3893	TestNo:	TO-15			Analysis Date:	9/15/2010	SeqNo:	47742

Analyte	Result	PQL	SPK value	SPK Ref Val	%REC	LowLimit	HighLimit	RPD Ref Val	%RPD	RPDLimit	Qual
1,1,1-Trichloroethane	< 0.15	0.15									
1,1,2,2-Tetrachloroethane	< 0.15	0.15									
1,1,2-Trichloroethane	< 0.15	0.15									
1,1-Dichloroethane	< 0.15	0.15									
1,1-Dichloroethene	< 0.15	0.15									
1,2,4-Trichlorobenzene	< 0.15	0.15									
1,2,4-Trimethylbenzene	< 0.15	0.15									
1,2-Dibromoethane	< 0.15	0.15									
1,2-Dichlorobenzene	< 0.15	0.15									
1,2-Dichloroethane	< 0.15	0.15									
1,2-Dichloropropane	< 0.15	0.15									
1,3,5-Trimethylbenzene	< 0.15	0.15									
1,3-butadiene	< 0.15	0.15									
1,3-Dichlorobenzene	< 0.15	0.15									
1,4-Dichlorobenzene	< 0.15	0.15									
1,4-Dioxane	< 0.30	0.30									
2,2,4-trimethylpentane	< 0.15	0.15									
4-ethyltoluene	< 0.15	0.15									
Acetone	< 0.30	0.30									
Allyl chloride	< 0.15	0.15									
Benzene	< 0.15	0.15									
Benzyl chloride	< 0.15	0.15									
Bromodichloromethane	< 0.15	0.15									
Bromoform	< 0.15	0.15									
Bromomethane	< 0.15	0.15									
Carbon disulfide	< 0.15	0.15									
Carbon tetrachloride	< 0.040	0.040									
Chlorobenzene	< 0.15	0.15									
Chloroethane	< 0.15	0.15									

Qualifiers:

- . Results reported are not blank corrected
- J Analyte detected at or below quantitation limits
- S Spike Recovery outside accepted recovery limits
- E Value above quantitation range
- ND Not Detected at the Reporting Limit
- H Holding times for preparation or analysis exceeded
- R RPD outside accepted recovery limits

CLIENT: LaBella Associates, Pc
Work Order: C1009023
Project: 690 St. Paul Street 209290 Phase 9

ANALYTICAL QC SUMMARY REPORT

TestCode: 0.25CT-TCE-VC

Sample ID BMB1UG-091510 SampType: MBLK TestCode: 0.25CT-TCE- Units: ppbV Prep Date: RunNo: 3893
Client ID: ZZZZZ Batch ID: R3893 TestNo: TO-15 Analysis Date: 9/15/2010 SeqNo: 47742

Analyte	Result	PQL	SPK value	SPK Ref Val	%REC	LowLimit	HighLimit	RPD Ref Val	%RPD	RPDLimit	Qual
Chloroform	< 0.15	0.15									
Chloromethane	< 0.15	0.15									
cis-1,2-Dichloroethene	< 0.15	0.15									
cis-1,3-Dichloropropene	< 0.15	0.15									
Cyclohexane	< 0.15	0.15									
Dibromochloromethane	< 0.15	0.15									
Ethyl acetate	< 0.25	0.25									
Ethylbenzene	< 0.15	0.15									
Freon 11	< 0.15	0.15									
Freon 113	< 0.15	0.15									
Freon 114	< 0.15	0.15									
Freon 12	< 0.15	0.15									
Heptane	< 0.15	0.15									
Hexachloro-1,3-butadiene	< 0.15	0.15									
Hexane	< 0.15	0.15									
Isopropyl alcohol	< 0.15	0.15									
m&p-Xylene	< 0.30	0.30									
Methyl Butyl Ketone	< 0.30	0.30									
Methyl Ethyl Ketone	< 0.30	0.30									
Methyl Isobutyl Ketone	< 0.30	0.30									
Methyl tert-butyl ether	< 0.15	0.15									
Methylene chloride	< 0.15	0.15									
o-Xylene	< 0.15	0.15									
Propylene	< 0.15	0.15									
Styrene	< 0.15	0.15									
Tetrachloroethylene	< 0.15	0.15									
Tetrahydrofuran	< 0.15	0.15									
Toluene	< 0.15	0.15									
trans-1,2-Dichloroethene	< 0.15	0.15									
trans-1,3-Dichloropropene	< 0.15	0.15									
Trichloroethene	< 0.040	0.040									

Qualifiers:
- . Results reported are not blank corrected
- J Analyte detected at or below quantitation limits
- S Spike Recovery outside accepted recovery limits
- E Value above quantitation range
- ND Not Detected at the Reporting Limit
- H Holding times for preparation or analysis exceeded
- R RPD outside accepted recovery limits

CLIENT: LaBella Associates, Pc
Work Order: C1009023
Project: 690 St. Paul Street 209290 Phase 9

ANALYTICAL QC SUMMARY REPORT

TestCode: 0.25CT-TCE-VC

Sample ID: BMB1UG-091510	SampType: MBLK	TestCode: 0.25CT-TCE-	Units: ppbV	Prep Date:			RunNo: 3893				
Client ID: ZZZZZ	Batch ID: R3893	TestNo: TO-15		Analysis Date: 9/15/2010			SeqNo: 47742				

Analyte	Result	PQL	SPK value	SPK Ref Val	%REC	LowLimit	HighLimit	RPD Ref Val	%RPD	RPDLimit	Qual
Vinyl acetate	< 0.15	0.15									
Vinyl Bromide	< 0.15	0.15									
Vinyl chloride	< 0.040	0.040									

Qualifiers:

.	Results reported are not blank corrected	E	Value above quantitation range	H	Holding times for preparation or analysis exceeded
J	Analyte detected at or below quantitation limits	ND	Not Detected at the Reporting Limit	R	RPD outside accepted recovery limits
S	Spike Recovery outside accepted recovery limits				

Centek Laboratories, LLC

Date: *05-Oct-10*

CLIENT: LaBella Associates, Pc
Work Order: C1009023
Project: 690 St. Paul Street 209290 Phase 9

ANALYTICAL QC SUMMARY REPORT

TestCode: 0.25CT-TCE-VC

Sample ID BLCS1UG-091510	SampType: LCS	TestCode: 0.25CT-TCE-	Units: ppbV	Prep Date:	RunNo: 3893
Client ID: ZZZZZ	Batch ID: R3893	TestNo: TO-15		Analysis Date: 9/15/2010	SeqNo: 47744

Analyte	Result	PQL	SPK value	SPK Ref Val	%REC	LowLimit	HighLimit	RPD Ref Val	%RPD	RPDLimit	Qual
1,1,1-Trichloroethane	0.7900	0.15	1	0	79.0	70	130				
1,1,2,2-Tetrachloroethane	0.7000	0.15	1	0	70.0	70	130				
1,1,2-Trichloroethane	0.9100	0.15	1	0	91.0	70	130				
1,1-Dichloroethane	0.8500	0.15	1	0	85.0	70	130				
1,1-Dichloroethene	0.9300	0.15	1	0	93.0	70	130				
1,2,4-Trichlorobenzene	0.7100	0.15	1	0	71.0	70	130				
1,2,4-Trimethylbenzene	0.7400	0.15	1	0	74.0	70	130				
1,2-Dibromoethane	0.7900	0.15	1	0	79.0	70	130				
1,2-Dichlorobenzene	0.7700	0.15	1	0	77.0	70	130				
1,2-Dichloroethane	1.010	0.15	1	0	101	70	130				
1,2-Dichloropropane	0.8900	0.15	1	0	89.0	70	130				
1,3,5-Trimethylbenzene	0.7700	0.15	1	0	77.0	70	130				
1,3-butadiene	1.110	0.15	1	0	111	70	130				
1,3-Dichlorobenzene	0.7700	0.15	1	0	77.0	70	130				
1,4-Dichlorobenzene	0.8400	0.15	1	0	84.0	70	130				
1,4-Dioxane	0.7900	0.30	1	0	79.0	70	130				
2,2,4-trimethylpentane	0.8900	0.15	1	0	89.0	70	130				
4-ethyltoluene	0.7200	0.15	1	0	72.0	70	130				
Acetone	1.020	0.30	1	0	102	70	130				
Allyl chloride	0.9800	0.15	1	0	98.0	70	130				
Benzene	0.9100	0.15	1	0	91.0	70	130				
Benzyl chloride	0.7400	0.15	1	0	74.0	70	130				
Bromodichloromethane	0.8300	0.15	1	0	83.0	70	130				
Bromoform	0.7400	0.15	1	0	74.0	70	130				
Bromomethane	0.9700	0.15	1	0	97.0	70	130				
Carbon disulfide	0.9600	0.15	1	0	96.0	70	130				
Carbon tetrachloride	0.7300	0.040	1	0	73.0	70	130				
Chlorobenzene	0.8300	0.15	1	0	83.0	70	130				
Chloroethane	0.9900	0.15	1	0	99.0	70	130				

Qualifiers:

- . Results reported are not blank corrected
- J Analyte detected at or below quantitation limits
- S Spike Recovery outside accepted recovery limits
- E Value above quantitation range
- ND Not Detected at the Reporting Limit
- H Holding times for preparation or analysis exceeded
- R RPD outside accepted recovery limits

CLIENT: LaBella Associates, Pc
Work Order: C1009023
Project: 690 St. Paul Street 209290 Phase 9

ANALYTICAL QC SUMMARY REPORT

TestCode: 0.25CT-TCE-VC

Sample ID **BLCS1UG-091510** SampType: **LCS** TestCode: **0.25CT-TCE-** Units: **ppbV** Prep Date: RunNo: **3893**
Client ID: **ZZZZZ** Batch ID: **R3893** TestNo: **TO-15** Analysis Date: **9/15/2010** SeqNo: **47744**

Analyte	Result	PQL	SPK value	SPK Ref Val	%REC	LowLimit	HighLimit	RPD Ref Val	%RPD	RPDLimit	Qual
Chloroform	0.9100	0.15	1	0	91.0	70	130				
Chloromethane	0.9500	0.15	1	0	95.0	70	130				
cis-1,2-Dichloroethene	1.000	0.15	1	0	100	70	130				
cis-1,3-Dichloropropene	0.8900	0.15	1	0	89.0	70	130				
Cyclohexane	0.9300	0.15	1	0	93.0	70	130				
Dibromochloromethane	0.7500	0.15	1	0	75.0	70	130				
Ethyl acetate	0.8600	0.25	1	0	86.0	70	130				
Ethylbenzene	0.7100	0.15	1	0	71.0	70	130				
Freon 11	0.9100	0.15	1	0	91.0	70	130				
Freon 113	0.9400	0.15	1	0	94.0	70	130				
Freon 114	0.9500	0.15	1	0	95.0	70	130				
Freon 12	0.8900	0.15	1	0	89.0	70	130				
Heptane	0.9000	0.15	1	0	90.0	70	130				
Hexachloro-1,3-butadiene	0.8000	0.15	1	0	80.0	70	130				
Hexane	0.9200	0.15	1	0	92.0	70	130				
Isopropyl alcohol	1.060	0.15	1	0	106	70	130				
m&p-Xylene	1.460	0.30	2	0	73.0	70	130				
Methyl Butyl Ketone	0.8600	0.30	1	0	86.0	70	130				
Methyl Ethyl Ketone	0.9300	0.30	1	0	93.0	70	130				
Methyl Isobutyl Ketone	0.8700	0.30	1	0	87.0	70	130				
Methyl tert-butyl ether	0.8800	0.15	1	0	88.0	70	130				
Methylene chloride	0.9700	0.15	1	0	97.0	70	130				
o-Xylene	0.7300	0.15	1	0	73.0	70	130				
Propylene	0.9400	0.15	1	0	94.0	70	130				
Styrene	0.7000	0.15	1	0	70.0	70	130				
Tetrachloroethylene	0.8500	0.15	1	0	85.0	70	130				
Tetrahydrofuran	1.090	0.15	1	0	109	70	130				
Toluene	0.8200	0.15	1	0	82.0	70	130				
trans-1,2-Dichloroethene	0.8700	0.15	1	0	87.0	70	130				
trans-1,3-Dichloropropene	0.8800	0.15	1	0	88.0	70	130				
Trichloroethene	0.9100	0.040	1	0	91.0	70	130				

Qualifiers:

- . Results reported are not blank corrected
- J Analyte detected at or below quantitation limits
- S Spike Recovery outside accepted recovery limits
- E Value above quantitation range
- ND Not Detected at the Reporting Limit
- H Holding times for preparation or analysis exceeded
- R RPD outside accepted recovery limits

CLIENT: LaBella Associates, Pc
Work Order: C1009023
Project: 690 St. Paul Street 209290 Phase 9

ANALYTICAL QC SUMMARY REPORT

TestCode: 0.25CT-TCE-VC

Sample ID **BLCS1UG-091510** SampType: **LCS** TestCode: **0.25CT-TCE-** Units: **ppbV** Prep Date: RunNo: **3893**
Client ID: **ZZZZZ** Batch ID: **R3893** TestNo: **TO-15** Analysis Date: **9/15/2010** SeqNo: **47744**

Analyte	Result	PQL	SPK value	SPK Ref Val	%REC	LowLimit	HighLimit	RPD Ref Val	%RPD	RPDLimit	Qual
Vinyl acetate	0.8800	0.15	1	0	88.0	70	130				
Vinyl Bromide	0.9800	0.15	1	0	98.0	70	130				
Vinyl chloride	0.9400	0.040	1	0	94.0	70	130				

Qualifiers:
- . Results reported are not blank corrected
- J Analyte detected at or below quantitation limits
- S Spike Recovery outside accepted recovery limits
- E Value above quantitation range
- ND Not Detected at the Reporting Limit
- H Holding times for preparation or analysis exceeded
- R RPD outside accepted recovery limits

Data Usability Summary Report

LaBella Project 208492
690 St Paul St

Client
Genesee Valley Real Estate

Laboratory Data Set
Centek Laboratories, LLC # C1007035
November 4, 2010

Sample Date

July 26, 2010

Prepared by

Jodi Zimmerman, B.S.
Vali-Data of WNY, LLC
1514 Davis Rd.
West Falls, NY 14170

DELIVERABLES

This Data Usability Summary Report (DUSR) was prepared by evaluating the analytical data package for LaBella Associates, PC, #208492, Centek Laboratories, LLC ID C1007035, submitted to Vali-Data of WNY, LLC on November 3, 2010. This DUSR has been prepared in general compliance with NYSDEC Analytical Services Protocol and USEPA National Functional Guidelines. The laboratory performed the analysis using Compendium of Methods for the Determination of Toxic Organic Compounds, Compendium Method TO-15, January 1999.

ORGANICS

The following items/criteria were reviewed for this report:

- Data Completeness
- Narrative and Data Reporting Forms
- Chain-of-Custody and Traffic Reports
- Holding Times
- Internal Standard (IS) Area Performance
- Surrogate Spike Recoveries
- Method Blank
- Laboratory Control Samples
- MS/MSD
- Compound Quantitation
- Initial Calibration
- Continuing Calibration
- GC/MS Tuning
- Canister Certification Blanks

The items listed above were technically in compliance with the method and SOP criteria with the exceptions discussed in the text below. The data have been reviewed according to the procedures outlined above and qualified accordingly.

OVERALL EVALUATION OF DATA AND POTENTIAL USABILITY ISSUES

The data are acceptable for use but are qualified as estimated in Internal Standards, Compound Quantitation and Continuing Calibration. Minor issues, not affecting the usability of the data, are described in the laboratories 'Corrective Action Reports' and are outlined below.
Updated pages are included per Narrative and Data Reporting Forms, below.

DATA COMPLETENESS

All criteria were met.

NARRATIVE AND DATA REPORTING FORMS

All criteria were met except one regulator was not included in the Bottle Order form. The %Rec of Bromofluorobenzene was recorded incorrectly on the 'GC/MS QA QC Check Report'. The injection time was recorded incorrectly for the tune AH073002. The incorrect tune evaluation was included in the original package. Tune AH07303 was used, not tune AH073002. A page of the standards log was not included in the original package. No injection log for 8/2/10 was included in the original package. Updated pages are attached.

CHAIN OF CUSTODY AND TRAFFIC REPORTS

All criteria were met except the 'Vacuum start/stop' data was the time of stop and start of the collection of sample. This does not affect the usability of the data.

HOLDING TIMES

All holding times for the samples were met.

INTERNAL STANDARD (IS)

The IS did meet criteria for all samples except the area of Bromochloromethane was outside QC limits, high in sample SG-5 with dilution factor of 20. The area of 1,4-Difluorobenzene was outside QC limits, high in samples; SG-5 with dilution factors 1 and 20 and SG-1 with dilution factor of 20. The area of Chlorobenzene-d_5 was outside QC limits, high in samples; SG-1 with dilution factors 1 and 20, SG-2 and SG-3Dup with dilution factor of 1 and SG-5 with dilution factors of 1 and 20. All associated positive results should be qualified as estimated.

SURROGATE SPIKE RECOVERIES

All criteria were met except the %Rec of Bromofluorobenzene was outside the QC limits in samples SG-1, SG-2, SG-4, and SG-6 with dilution factor of 1.

METHOD BLANK

All the criteria were met.

TRIP BLANKS

No trip blank was acquired.

FIELD DUPLICATE SAMPLE PRECISION

All criteria were met for the field duplicate except the concentrations of several target analytes were higher (less then 10x) in SG-3DUP then in SG-3. Ethyl acetate, Heptane and Hexane yielded

concentrations approximately 20x greater in SG-3DUP then in SG-3. 2,2,4-Trimethylpentane, Chloroform, Cyclohexane, Styrene and Tetrachloroethene were detected in SG-3DUP but not in SG-3. Carbon Disulfide and Methylene Chloride were detected in SG-3 but not in SG-3DUP.

LABORATORY CONTROL SAMPLES

All criteria were met except the %Rec of 1,4-Dioxane in LCSD1UG-073010 and Bromoform in LSC1UG-080210 were outside QC limits.

The %RPD of 1,4-Dioxane, Ethyl acetate, Methyl ethyl Ketone and Vinyl acetate were outside QC limits.

MS/MSD

All criteria were met except the %Rec of several target analytes were outside QC limits, high and would be considered biased high. No target analytes were outside QC limits, low in both AA MS and AA MSD. The %Rec of Carbon tetrachloride did not include correction for the sample concentration. Updated pages are included.

The reference numbers recorded for the detected target analytes used to calculate %Rec are from the original run of sample AA MS/MSD with a dilution factor of 1.

COMPOUND QUANTITATION

All criteria were met except where indicated above in Surrogate Recoveries and Internal Standards. Carbon Tetrachloride was detected in SG-3Dup, Ambient Air and AA MS/MSD above the MDL, below the MRL and should be qualified as estimated.

INITIAL CALIBRATION

All criteria were met.

CONTINUING CALIBRATION

All criteria were met except the %D of 1,4-Dioxane and Bromoform were outside QC limits in AH080205. These target analytes should be qualified as estimated in the associated samples, blanks and spikes.

GC/MS TUNING

All criteria were met.

CANISTER CERIFICATION BLANKS

All criteria were met except where indicated above in Narrative and Reporting Forms.

BFB

Data File : C:\HPCHEM\1\DATA2\10JULY\AH073003.D Vial: 3
Acq On : 30 Jul 2010 11:08 am Operator: RJP
Sample : BFB Inst : MSD #1
Misc : 1UG + 0.25 STD Multiplr: 1.00
MS Integration Params: RTEINT.P
Method : C:\HPCHEM\1\METHODS\A612_1UT.M (RTE Integrator)
Title : TO-15 VOA Standards for 5 point calibration

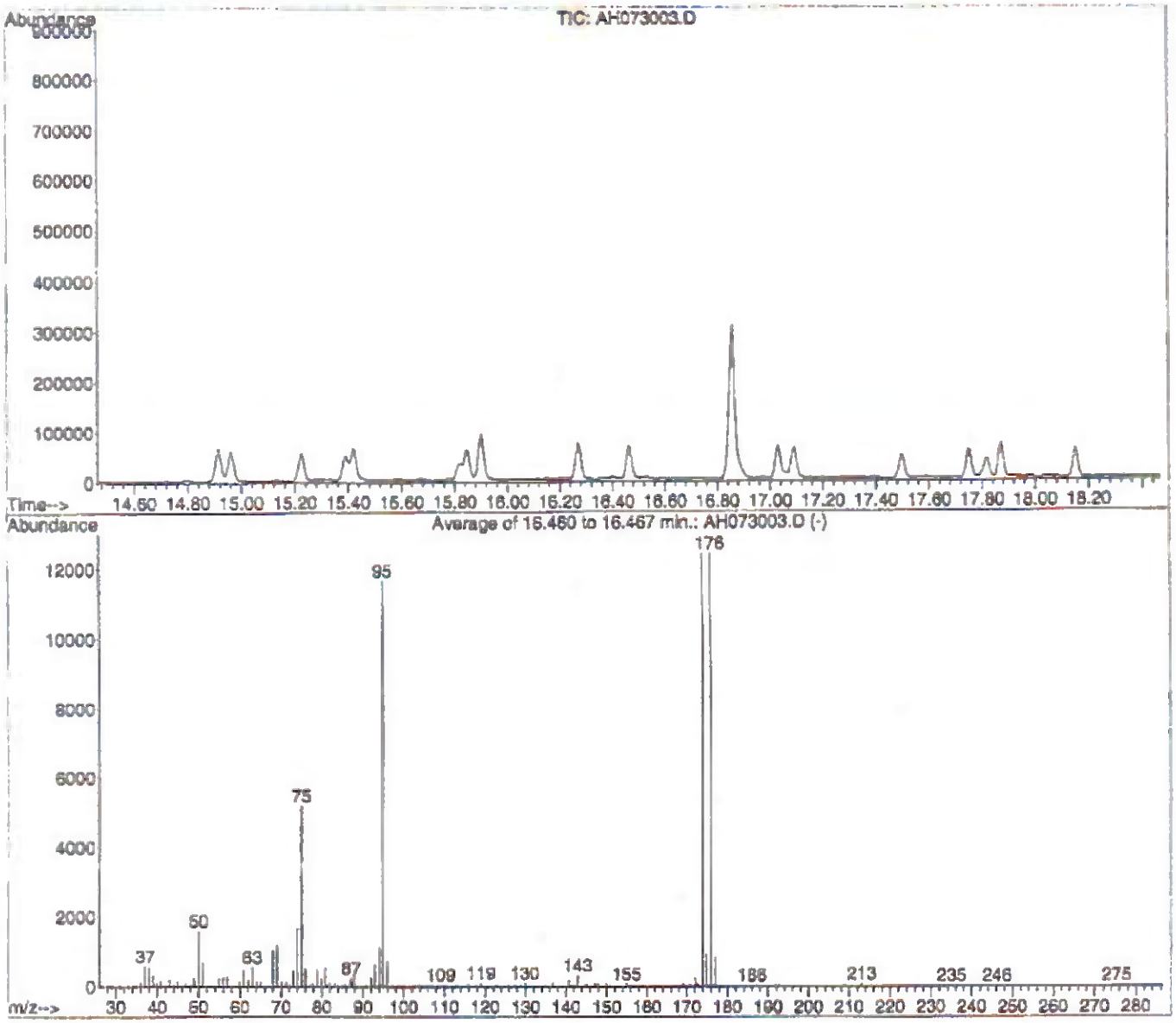

Spectrum Information: Average of 16.460 to 16.467 min.

Target Mass	Rel. to Mass	Lower Limit%	Upper Limit%	Rel. Abn%	Raw Abn	Result Pass/Fail
50	95	8	40	13.8	1605	PASS
75	95	30	66	44.5	5179	PASS
95	95	100	100	100.0	11649	PASS
96	95	5	9	6.2	718	PASS
173	174	0.00	2	0.6	73	PASS
174	95	50	120	106.4	12392	PASS
175	174	4	9	7.4	923	PASS
176	174	95	101	100.0	12398	PASS
177	176	5	9	6.6	815	PASS

AH073003.D A612_1UT.M Mon Nov 08 07:29:57 2010 MSD1

Centek Laboratories, LLC

Date: 08-Nov-10

CLIENT: LaBella Associates, Pc
Work Order: C1007034
Project: 690 St. Paul
Test No: TO-15 **Matrix:** A

QC SUMMARY REPORT
SURROGATE RECOVERIES

Sample ID	BR4FBZ							
C1007034-001A	143 *							
C1007034-002A	139 *							
C1007034-003A	128							
C1007034-003A MS	140 *							
C1007034-003A MSD	129							
C1007034-004A	128							
C1007034-005A	129							
C1007034-006A	126							
C1007034-007A	100							
LCS1UG-073010	122							
LCSD1UG-073010	126							
MB1UG-073010	96.0							

Acronym		Surrogate	QC Limits
BR4FBZ	=	Bromofluorobenzene	70-130

* Surrogate recovery outside acceptance limits

Centek Laboratories

Analytical Report

Date: *10-Aug-10*

CLIENT:	LaBella Associates, Pc	**Client Sample ID:**	SG-1
Lab Order:	C1007035	**Tag Number:**	222,397
Project:	690 St. Paul St.	**Collection Date:**	7/26/2010
Lab ID:	C1007035-001A	**Matrix:**	AIR

Analyses	Result	**Limit	Qual	Units	DF	Date Analyzed
1UG/M3 BY METHOD TO15		**TO-15**				Analyst: **RJP**
1,1,1-Trichloroethane	< 0.83	0.83		ug/m3	1	7/31/2010 12:44:00 AM
1,1,2,2-Tetrachloroethane	< 1.0	1.0		ug/m3	1	7/31/2010 12:44:00 AM
1,1,2-Trichloroethane	< 0.83	0.83		ug/m3	1	7/31/2010 12:44:00 AM
1,1-Dichloroethane	< 0.62	0.62		ug/m3	1	7/31/2010 12:44:00 AM
1,1-Dichloroethene	< 0.60	0.60		ug/m3	1	7/31/2010 12:44:00 AM
1,2,4-Trichlorobenzene	< 1.1	1.1		ug/m3	1	7/31/2010 12:44:00 AM
1,2,4-Trimethylbenzene	13	15	J	ug/m3	20	7/31/2010 4:31:00 AM
1,2-Dibromoethane	< 1.2	1.2		ug/m3	1	7/31/2010 12:44:00 AM
1,2-Dichlorobenzene	< 0.92	0.92		ug/m3	1	7/31/2010 12:44:00 AM
1,2-Dichloroethane	0.58	0.62	J	ug/m3	1	7/31/2010 12:44:00 AM
1,2-Dichloropropane	< 0.70	0.70		ug/m3	1	7/31/2010 12:44:00 AM
1,3,5-Trimethylbenzene	5.3 J	0.75		ug/m3	1	7/31/2010 12:44:00 AM
1,3-butadiene	< 0.34	0.34		ug/m3	1	7/31/2010 12:44:00 AM
1,3-Dichlorobenzene	< 0.92	0.92		ug/m3	1	7/31/2010 12:44:00 AM
1,4-Dichlorobenzene	< 0.92	0.92		ug/m3	1	7/31/2010 12:44:00 AM
1,4-Dioxane	< 1.1	1.1		ug/m3	1	7/31/2010 12:44:00 AM
2,2,4-trimethylpentane	< 0.71	0.71		ug/m3	1	7/31/2010 12:44:00 AM
4-ethyltoluene	5.7 J	0.75		ug/m3	1	7/31/2010 12:44:00 AM
Acetone	86	14		ug/m3	20	7/31/2010 4:31:00 AM
Allyl chloride	< 0.48	0.48		ug/m3	1	7/31/2010 12:44:00 AM
Benzene	3.8	0.48		ug/m3	1	7/31/2010 12:44:00 AM
Benzyl chloride	< 0.88	0.88		ug/m3	1	7/31/2010 12:44:00 AM
Bromodichloromethane	< 1.0	1.0		ug/m3	1	7/31/2010 12:44:00 AM
Bromoform	< 1.8	1.6		ug/m3	1	7/31/2010 12:44:00 AM
Bromomethane	< 0.59	0.59		ug/m3	1	7/31/2010 12:44:00 AM
Carbon disulfide	20	9.5		ug/m3	20	7/31/2010 4:31:00 AM
Carbon tetrachloride	< 0.96	0.96		ug/m3	1	7/31/2010 12:44:00 AM
Chlorobenzene	< 0.70	0.70		ug/m3	1	7/31/2010 12:44:00 AM
Chloroethane	< 0.40	0.40		ug/m3	1	7/31/2010 12:44:00 AM
Chloroform	3.7	0.74		ug/m3	1	7/31/2010 12:44:00 AM
Chloromethane	< 0.31	0.31		ug/m3	1	7/31/2010 12:44:00 AM
cis-1,2-Dichloroethene	170	12		ug/m3	20	7/31/2010 4:31:00 AM
cis-1,3-Dichloropropene	< 0.69	0.69		ug/m3	1	7/31/2010 12:44:00 AM
Cyclohexane	43 J	10		ug/m3	20	7/31/2010 4:31:00 AM
Dibromochloromethane	< 1.3	1.3		ug/m3	1	7/31/2010 12:44:00 AM
Ethyl acetate	4.1	0.92		ug/m3	1	7/31/2010 12:44:00 AM
Ethylbenzene	3.8 J	0.66		ug/m3	1	7/31/2010 12:44:00 AM
Freon 11	< 0.86	0.86		ug/m3	1	7/31/2010 12:44:00 AM

Qualifiers:

**	Reporting Limit	.	Results reported are not blank corrected
B	Analyte detected in the associated Method Blank	E	Value above quantitation range
H	Holding times for preparation or analysis exceeded	J	Analyte detected at or below quantitation limits
JN	Non-routine analyte. Quantitation estimated.	ND	Not Detected at the Reporting Limit
S	Spike Recovery outside accepted recovery limits		

Centek Laboratories

Analytical Report

Date: *10-Aug-10*

CLIENT:	LaBella Associates, Pc	**Client Sample ID:**	SG-1
Lab Order:	C1007035	**Tag Number:**	222,397
Project:	690 St. Paul St.	**Collection Date:**	7/26/2010
Lab ID:	C1007035-001A	**Matrix:**	AIR

Analyses	Result	**Limit	Qual	Units	DF	Date Analyzed
1UG/M3 BY METHOD TO15		TO-15				Analyst: RJP
Freon 113	180	23		ug/m3	20	7/31/2010 4:31:00 AM
Freon 114	< 1.1	1.1		ug/m3	1	7/31/2010 12:44:00 AM
Freon 12	< 0.75	0.75		ug/m3	1	7/31/2010 12:44:00 AM
Heptane	22	12	J	ug/m3	20	7/31/2010 4:31:00 AM
Hexachloro-1,3-butadiene	< 1.6	1.6		ug/m3	1	7/31/2010 12:44:00 AM
Hexane	52	11		ug/m3	20	7/31/2010 4:31:00 AM
Isopropyl alcohol	33	7.5		ug/m3	20	7/31/2010 4:31:00 AM
m&p-Xylene	9.1	1.3	J	ug/m3	1	7/31/2010 12:44:00 AM
Methyl Butyl Ketone	< 1.2	1.2		ug/m3	1	7/31/2010 12:44:00 AM
Methyl Ethyl Ketone	21	18		ug/m3	20	7/31/2010 4:31:00 AM
Methyl Isobutyl Ketone	< 1.2	1.2		ug/m3	1	7/31/2010 12:44:00 AM
Methyl tert-butyl ether	< 0.55	0.55		ug/m3	1	7/31/2010 12:44:00 AM
Methylene chloride	< 0.53	0.53		ug/m3	1	7/31/2010 12:44:00 AM
o-Xylene	5.3	0.66	J	ug/m3	1	7/31/2010 12:44:00 AM
Propylene	< 0.26	0.26		ug/m3	1	7/31/2010 12:44:00 AM
Styrene	< 0.65	0.65		ug/m3	1	7/31/2010 12:44:00 AM
Tetrachloroethylene	16	1.0	J	ug/m3	1	7/31/2010 12:44:00 AM
Tetrahydrofuran	< 0.45	0.45		ug/m3	1	7/31/2010 12:44:00 AM
Toluene	13	0.57	J	ug/m3	1	7/31/2010 12:44:00 AM
trans-1,2-Dichloroethene	22	12		ug/m3	20	7/31/2010 4:31:00 AM
trans-1,3-Dichloropropene	< 0.69	0.69		ug/m3	1	7/31/2010 12:44:00 AM
Trichloroethene	4400	520		ug/m3	640	8/2/2010 6:12:00 PM
Vinyl acetate	< 0.54	0.54		ug/m3	1	7/31/2010 12:44:00 AM
Vinyl Bromide	< 0.67	0.67		ug/m3	1	7/31/2010 12:44:00 AM
Vinyl chloride	< 0.39	0.39		ug/m3	1	7/31/2010 12:44:00 AM

Qualifiers:

**	Reporting Limit
B	Analyte detected in the associated Method Blank
H	Holding times for preparation or analysis exceeded
JN	Non-routine analyte. Quantitation estimated.
S	Spike Recovery outside accepted recovery limits
.	Results reported are not blank corrected
E	Value above quantitation range
J	Analyte detected at or below quantitation limits
ND	Not Detected at the Reporting Limit

Centek Laboratories

Analytical Report

Date: *10-Aug-10*

CLIENT:	LaBella Associates, Pc	**Client Sample ID:**	SG-2
Lab Order:	C1007035	**Tag Number:**	01340,00641
Project:	690 St. Paul St.	**Collection Date:**	7/26/2010
Lab ID:	C1007035-002A	**Matrix:**	AIR

Analyses	Result	**Limit	Qual	Units	DF	Date Analyzed
1UG/M3 BY METHOD TO15		**TO-15**				**Analyst: RJP**
1,1,1-Trichloroethane	1.9	0.83		ug/m3	1	7/31/2010 1:22:00 AM
1,1,2,2-Tetrachloroethane	< 1.0	1.0		ug/m3	1	7/31/2010 1:22:00 AM
1,1,2-Trichloroethane	< 0.83	0.83		ug/m3	1	7/31/2010 1:22:00 AM
1,1-Dichloroethane	< 0.62	0.62		ug/m3	1	7/31/2010 1:22:00 AM
1,1-Dichloroethene	< 0.60	0.60		ug/m3	1	7/31/2010 1:22:00 AM
1,2,4-Trichlorobenzene	< 1.1	1.1		ug/m3	1	7/31/2010 1:22:00 AM
1,2,4-Trimethylbenzene	10	15	J	ug/m3	20	7/31/2010 5:08:00 AM
1,2-Dibromoethane	< 1.2	1.2		ug/m3	1	7/31/2010 1:22:00 AM
1,2-Dichlorobenzene	< 0.92	0.92		ug/m3	1	7/31/2010 1:22:00 AM
1,2-Dichloroethane	< 0.62	0.62		ug/m3	1	7/31/2010 1:22:00 AM
1,2-Dichloropropane	< 0.70	0.70		ug/m3	1	7/31/2010 1:22:00 AM
1,3,5-Trimethylbenzene	5.7 J	0.75		ug/m3	1	7/31/2010 1:22:00 AM
1,3-butadiene	< 0.34	0.34		ug/m3	1	7/31/2010 1:22:00 AM
1,3-Dichlorobenzene	< 0.92	0.92		ug/m3	1	7/31/2010 1:22:00 AM
1,4-Dichlorobenzene	< 0.92	0.92		ug/m3	1	7/31/2010 1:22:00 AM
1,4-Dioxane	< 1.1	1.1		ug/m3	1	7/31/2010 1:22:00 AM
2,2,4-trimethylpentane	< 0.71	0.71		ug/m3	1	7/31/2010 1:22:00 AM
4-ethyltoluene	8.2 J	0.75		ug/m3	1	7/31/2010 1:22:00 AM
Acetone	78	14		ug/m3	20	7/31/2010 5:08:00 AM
Allyl chloride	< 0.48	0.48		ug/m3	1	7/31/2010 1:22:00 AM
Benzene	2.7	0.49		ug/m3	1	7/31/2010 1:22:00 AM
Benzyl chloride	< 0.88	0.88		ug/m3	1	7/31/2010 1:22:00 AM
Bromodichloromethane	< 1.0	1.0		ug/m3	1	7/31/2010 1:22:00 AM
Bromoform	< 1.6	1.6		ug/m3	1	7/31/2010 1:22:00 AM
Bromomethane	< 0.59	0.59		ug/m3	1	7/31/2010 1:22:00 AM
Carbon disulfide	25	9.5		ug/m3	20	7/31/2010 5:08:00 AM
Carbon tetrachloride	< 0.96	0.96		ug/m3	1	7/31/2010 1:22:00 AM
Chlorobenzene	< 0.70	0.70		ug/m3	1	7/31/2010 1:22:00 AM
Chloroethane	< 0.40	0.40		ug/m3	1	7/31/2010 1:22:00 AM
Chloroform	6.0	0.74		ug/m3	1	7/31/2010 1:22:00 AM
Chloromethane	< 0.31	0.31		ug/m3	1	7/31/2010 1:22:00 AM
cis-1,2-Dichloroethene	89	12		ug/m3	20	7/31/2010 5:08:00 AM
cis-1,3-Dichloropropene	< 0.69	0.69		ug/m3	1	7/31/2010 1:22:00 AM
Cyclohexane	< 0.52	0.52		ug/m3	1	7/31/2010 1:22:00 AM
Dibromochloromethane	< 1.3	1.3		ug/m3	1	7/31/2010 1:22:00 AM
Ethyl acetate	3.8	0.92		ug/m3	1	7/31/2010 1:22:00 AM
Ethylbenzene	3.8 J	0.66		ug/m3	1	7/31/2010 1:22:00 AM
Freon 11	< 0.86	0.86		ug/m3	1	7/31/2010 1:22:00 AM

Qualifiers:

**	Reporting Limit	.	Results reported are not blank corrected
B	Analyte detected in the associated Method Blank	E	Value above quantitation range
H	Holding times for preparation or analysis exceeded	J	Analyte detected at or below quantitation limits
JN	Non-routine analyte. Quantitation estimated.	ND	Not Detected at the Reporting Limit
S	Spike Recovery outside accepted recovery limits		

Centek Laboratories

Analytical Report

Date: *10-Aug-10*

CLIENT:	LaBella Associates, Pc	**Client Sample ID:**	SG-2
Lab Order:	C1007035	**Tag Number:**	01340,00641
Project:	690 St. Paul St.	**Collection Date:**	7/26/2010
Lab ID:	C1007035-002A	**Matrix:**	AIR

Analyses	Result	**Limit	Qual	Units	DF	Date Analyzed
1UG/M3 BY METHOD TO15		**TO-15**				Analyst: RJP
Freon 113	< 1.2	1.2		ug/m3	1	7/31/2010 1:22:00 AM
Freon 114	< 1.1	1.1		ug/m3	1	7/31/2010 1:22:00 AM
Freon 12	< 0.75	0.75		ug/m3	1	7/31/2010 1:22:00 AM
Heptane	3.1	0.62		ug/m3	1	7/31/2010 1:22:00 AM
Hexachloro-1,3-butadiene	< 1.6	1.6		ug/m3	1	7/31/2010 1:22:00 AM
Hexane	< 0.54	0.54		ug/m3	1	7/31/2010 1:22:00 AM
Isopropyl alcohol	< 0.37	0.37		ug/m3	1	7/31/2010 1:22:00 AM
m&p-Xylene	8.3 J	1.3		ug/m3	1	7/31/2010 1:22:00 AM
Methyl Butyl Ketone	2.1 J	1.2		ug/m3	1	7/31/2010 1:22:00 AM
Methyl Ethyl Ketone	7.2	18	J	ug/m3	20	7/31/2010 5:08:00 AM
Methyl Isobutyl Ketone	< 1.2	1.2		ug/m3	1	7/31/2010 1:22:00 AM
Methyl tert-butyl ether	< 0.55	0.55		ug/m3	1	7/31/2010 1:22:00 AM
Methylene chloride	< 0.53	0.53		ug/m3	1	7/31/2010 1:22:00 AM
o-Xylene	5.0 J	0.66		ug/m3	1	7/31/2010 1:22:00 AM
Propylene	< 0.26	0.26		ug/m3	1	7/31/2010 1:22:00 AM
Styrene	4.6 J	0.65		ug/m3	1	7/31/2010 1:22:00 AM
Tetrachloroethylene	32	21		ug/m3	20	7/31/2010 5:08:00 AM
Tetrahydrofuran	< 0.45	0.45		ug/m3	1	7/31/2010 1:22:00 AM
Toluene	12 J	0.57		ug/m3	1	7/31/2010 1:22:00 AM
trans-1,2-Dichloroethene	< 0.60	0.60		ug/m3	1	7/31/2010 1:22:00 AM
trans-1,3-Dichloropropene	< 0.69	0.69		ug/m3	1	7/31/2010 1:22:00 AM
Trichloroethene	1400	130		ug/m3	160	8/2/2010 8:46:00 PM
Vinyl acetate	< 0.54	0.54		ug/m3	1	7/31/2010 1:22:00 AM
Vinyl Bromide	< 0.87	0.87		ug/m3	1	7/31/2010 1:22:00 AM
Vinyl chloride	< 0.39	0.39		ug/m3	1	7/31/2010 1:22:00 AM

Qualifiers:

**	Reporting Limit	.	Results reported are not blank corrected
B	Analyte detected in the associated Method Blank	E	Value above quantitation range
H	Holding times for preparation or analysis exceeded	J	Analyte detected at or below quantitation limits
JN	Non-routine analyte. Quantitation estimated.	ND	Not Detected at the Reporting Limit
S	Spike Recovery outside accepted recovery limits		

Centek Laboratories

Analytical Report

Date: *10-Aug-10*

CLIENT:	LaBella Associates, Pc	**Client Sample ID:**	SG-3
Lab Order:	C1007035	**Tag Number:**	106,181
Project:	690 St. Paul St.	**Collection Date:**	7/26/2010
Lab ID:	C1007035-003A	**Matrix:**	AIR

Analyses	Result	**Limit	Qual	Units	DF	Date Analyzed
1UG/M3 BY METHOD TO15		**TO-15**				**Analyst: RJP**
1,1,1-Trichloroethane	< 0.83	0.83		ug/m3	1	7/31/2010 2:01:00 AM
1,1,2,2-Tetrachloroethane	< 1.0	1.0		ug/m3	1	7/31/2010 2:01:00 AM
1,1,2-Trichloroethane	< 0.83	0.83		ug/m3	1	7/31/2010 2:01:00 AM
1,1-Dichloroethane	< 0.62	0.62		ug/m3	1	7/31/2010 2:01:00 AM
1,1-Dichloroethene	< 0.60	0.60		ug/m3	1	7/31/2010 2:01:00 AM
1,2,4-Trichlorobenzene	< 1.1	1.1		ug/m3	1	7/31/2010 2:01:00 AM
1,2,4-Trimethylbenzene	7.4	0.75		ug/m3	1	7/31/2010 2:01:00 AM
1,2-Dibromoethane	< 1.2	1.2		ug/m3	1	7/31/2010 2:01:00 AM
1,2-Dichlorobenzene	< 0.92	0.92		ug/m3	1	7/31/2010 2:01:00 AM
1,2-Dichloroethane	< 0.62	0.62		ug/m3	1	7/31/2010 2:01:00 AM
1,2-Dichloropropane	< 0.70	0.70		ug/m3	1	7/31/2010 2:01:00 AM
1,3,5-Trimethylbenzene	2.7	0.75		ug/m3	1	7/31/2010 2:01:00 AM
1,3-butadiene	< 0.34	0.34		ug/m3	1	7/31/2010 2:01:00 AM
1,3-Dichlorobenzene	< 0.92	0.92		ug/m3	1	7/31/2010 2:01:00 AM
1,4-Dichlorobenzene	< 0.92	0.92		ug/m3	1	7/31/2010 2:01:00 AM
1,4-Dioxane	< 1.1	1.1		ug/m3	1	7/31/2010 2:01:00 AM
2,2,4-trimethylpentane	< 0.71	0.71		ug/m3	1	7/31/2010 2:01:00 AM
4-ethyltoluene	2.4	0.75		ug/m3	1	7/31/2010 2:01:00 AM
Acetone	51	14		ug/m3	20	7/31/2010 5:46:00 AM
Allyl chloride	< 0.48	0.48		ug/m3	1	7/31/2010 2:01:00 AM
Benzene	0.78	0.49		ug/m3	1	7/31/2010 2:01:00 AM
Benzyl chloride	< 0.88	0.88		ug/m3	1	7/31/2010 2:01:00 AM
Bromodichloromethane	< 1.0	1.0		ug/m3	1	7/31/2010 2:01:00 AM
Bromoform	< 1.6	1.6		ug/m3	1	7/31/2010 2:01:00 AM
Bromomethane	< 0.59	0.59		ug/m3	1	7/31/2010 2:01:00 AM
Carbon disulfide	0.38	0.47	J	ug/m3	1	7/31/2010 2:01:00 AM
Carbon tetrachloride	< 0.96	0.96		ug/m3	1	7/31/2010 2:01:00 AM
Chlorobenzene	< 0.70	0.70		ug/m3	1	7/31/2010 2:01:00 AM
Chloroethane	< 0.40	0.40		ug/m3	1	7/31/2010 2:01:00 AM
Chloroform	< 0.74	0.74		ug/m3	1	7/31/2010 2:01:00 AM
Chloromethane	0.97	0.31		ug/m3	1	7/31/2010 2:01:00 AM
cis-1,2-Dichloroethene	0.40	0.60	J	ug/m3	1	7/31/2010 2:01:00 AM
cis-1,3-Dichloropropene	< 0.69	0.69		ug/m3	1	7/31/2010 2:01:00 AM
Cyclohexane	< 0.52	0.52		ug/m3	1	7/31/2010 2:01:00 AM
Dibromochloromethane	< 1.3	1.3		ug/m3	1	7/31/2010 2:01:00 AM
Ethyl acetate	0.66	0.92	J	ug/m3	1	7/31/2010 2:01:00 AM
Ethylbenzene	0.49	0.66	J	ug/m3	1	7/31/2010 2:01:00 AM
Freon 11	1.3	0.86		ug/m3	1	7/31/2010 2:01:00 AM

Qualifiers:

**	Reporting Limit	.	Results reported are not blank corrected
B	Analyte detected in the associated Method Blank	E	Value above quantitation range
H	Holding times for preparation or analysis exceeded	J	Analyte detected at or below quantitation limits
JN	Non-routine analyte. Quantitation estimated.	ND	Not Detected at the Reporting Limit
S	Spike Recovery outside accepted recovery limits		

Centek Laboratories

Analytical Report
Date: *10-Aug-10*

CLIENT:	LaBella Associates, Pc	**Client Sample ID:**	SG-3
Lab Order:	C1007035	**Tag Number:**	106,181
Project:	690 St. Paul St.	**Collection Date:**	7/26/2010
Lab ID:	C1007035-003A	**Matrix:**	AIR

Analyses	Result	**Limit	Qual	Units	DF	Date Analyzed
1UG/M3 BY METHOD TO15		**TO-15**				Analyst: **RJP**
Freon 113	< 1.2	1.2		ug/m3	1	7/31/2010 2:01:00 AM
Freon 114	< 1.1	1.1		ug/m3	1	7/31/2010 2:01:00 AM
Freon 12	2.5	0.75		ug/m3	1	7/31/2010 2:01:00 AM
Heptane	0.54	0.62	J	ug/m3	1	7/31/2010 2:01:00 AM
Hexachloro-1,3-butadiene	< 1.6	1.6		ug/m3	1	7/31/2010 2:01:00 AM
Hexane	0.82	0.54		ug/m3	1	7/31/2010 2:01:00 AM
Isopropyl alcohol	5.0	0.37		ug/m3	1	7/31/2010 2:01:00 AM
m&p-Xylene	1.3	1.3	J	ug/m3	1	7/31/2010 2:01:00 AM
Methyl Butyl Ketone	< 1.2	1.2		ug/m3	1	7/31/2010 2:01:00 AM
Methyl Ethyl Ketone	1.3	0.90		ug/m3	1	7/31/2010 2:01:00 AM
Methyl Isobutyl Ketone	< 1.2	1.2		ug/m3	1	7/31/2010 2:01:00 AM
Methyl tert-butyl ether	< 0.55	0.55		ug/m3	1	7/31/2010 2:01:00 AM
Methylene chloride	2.8	0.53		ug/m3	1	7/31/2010 2:01:00 AM
o-Xylene	0.57	0.66	J	ug/m3	1	7/31/2010 2:01:00 AM
Propylene	< 0.26	0.26		ug/m3	1	7/31/2010 2:01:00 AM
Styrene	< 0.65	0.65		ug/m3	1	7/31/2010 2:01:00 AM
Tetrachloroethylene	< 1.0	1.0		ug/m3	1	7/31/2010 2:01:00 AM
Tetrahydrofuran	< 0.46	0.45		ug/m3	1	7/31/2010 2:01:00 AM
Toluene	2.9	0.57		ug/m3	1	7/31/2010 2:01:00 AM
trans-1,2-Dichloroethene	< 0.60	0.60		ug/m3	1	7/31/2010 2:01:00 AM
trans-1,3-Dichloropropene	< 0.69	0.69		ug/m3	1	7/31/2010 2:01:00 AM
Trichloroethene	1.5	0.82		ug/m3	1	7/31/2010 2:01:00 AM
Vinyl acetate	< 0.54	0.54		ug/m3	1	7/31/2010 2:01:00 AM
Vinyl Bromide	< 0.67	0.67		ug/m3	1	7/31/2010 2:01:00 AM
Vinyl chloride	< 0.39	0.39		ug/m3	1	7/31/2010 2:01:00 AM

Qualifiers:				
	**	Reporting Limit	.	Results reported are not blank corrected
	B	Analyte detected in the associated Method Blank	E	Value above quantitation range
	H	Holding times for preparation or analysis exceeded	J	Analyte detected at or below quantitation limits
	JN	Non-routine analyte. Quantitation estimated.	ND	Not Detected at the Reporting Limit
	S	Spike Recovery outside accepted recovery limits		

Centek Laboratories

Analytical Report
Date: *10-Aug-10*

CLIENT:	LaBella Associates, Pc	**Client Sample ID:**	SG-3 DUP
Lab Order:	C1007035	**Tag Number:**	415,181
Project:	690 St. Paul St.	**Collection Date:**	7/26/2010
Lab ID:	C1007035-004A	**Matrix:**	AIR

Analyses	Result	**Limit	Qual	Units	DF	Date Analyzed
1UG/M3 BY METHOD TO15		**TO-15**				Analyst: RJP
1,1,1-Trichloroethane	2.2	0.83		ug/m3	1	7/31/2010 2:38:00 AM
1,1,2,2-Tetrachloroethane	< 1.0	1.0		ug/m3	1	7/31/2010 2:38:00 AM
1,1,2-Trichloroethane	< 0.83	0.83		ug/m3	1	7/31/2010 2:38:00 AM
1,1-Dichloroethane	< 0.62	0.62		ug/m3	1	7/31/2010 2:38:00 AM
1,1-Dichloroethene	< 0.60	0.60		ug/m3	1	7/31/2010 2:38:00 AM
1,2,4-Trichlorobenzene	< 1.1	1.1		ug/m3	1	7/31/2010 2:38:00 AM
1,2,4-Trimethylbenzene	12	15	J	ug/m3	20	7/31/2010 6:23:00 AM
1,2-Dibromoethane	< 1.2	1.2		ug/m3	1	7/31/2010 2:38:00 AM
1,2-Dichlorobenzene	< 0.92	0.92		ug/m3	1	7/31/2010 2:38:00 AM
1,2-Dichloroethane	< 0.62	0.62		ug/m3	1	7/31/2010 2:38:00 AM
1,2-Dichloropropane	< 0.70	0.70		ug/m3	1	7/31/2010 2:38:00 AM
1,3,5-Trimethylbenzene	4.7 J	0.75		ug/m3	1	7/31/2010 2:38:00 AM
1,3-butadiene	< 0.34	0.34		ug/m3	1	7/31/2010 2:38:00 AM
1,3-Dichlorobenzene	< 0.92	0.92		ug/m3	1	7/31/2010 2:38:00 AM
1,4-Dichlorobenzene	< 0.92	0.92		ug/m3	1	7/31/2010 2:38:00 AM
1,4-Dioxane	< 1.1	1.1		ug/m3	1	7/31/2010 2:38:00 AM
2,2,4-trimethylpentane	0.76	0.71		ug/m3	1	7/31/2010 2:38:00 AM
4-ethyltoluene	7.5 J	0.75		ug/m3	1	7/31/2010 2:38:00 AM
Acetone	68	14		ug/m3	20	7/31/2010 6:23:00 AM
Allyl chloride	< 0.48	0.48		ug/m3	1	7/31/2010 2:38:00 AM
Benzene	1.5	0.49		ug/m3	1	7/31/2010 2:38:00 AM
Benzyl chloride	< 0.88	0.88		ug/m3	1	7/31/2010 2:38:00 AM
Bromodichloromethane	< 1.0	1.0		ug/m3	1	7/31/2010 2:38:00 AM
Bromoform	< 1.6	1.6		ug/m3	1	7/31/2010 2:38:00 AM
Bromomethane	< 0.59	0.59		ug/m3	1	7/31/2010 2:38:00 AM
Carbon disulfide	< 0.47	0.47		ug/m3	1	7/31/2010 2:38:00 AM
Carbon tetrachloride	~~< 0.98~~ .60 J	0.98		ug/m3	1	7/31/2010 2:38:00 AM
Chlorobenzene	< 0.70	0.70		ug/m3	1	7/31/2010 2:38:00 AM
Chloroethane	< 0.40	0.40		ug/m3	1	7/31/2010 2:38:00 AM
Chloroform	1.8	0.74		ug/m3	1	7/31/2010 2:38:00 AM
Chloromethane	1.4	0.31		ug/m3	1	7/31/2010 2:38:00 AM
cis-1,2-Dichloroethene	1.8	0.60		ug/m3	1	7/31/2010 2:38:00 AM
cis-1,3-Dichloropropene	< 0.69	0.69		ug/m3	1 .	7/31/2010 2:38:00 AM
Cyclohexane	15	10		ug/m3	20	7/31/2010 6:23:00 AM
Dibromochloromethane	< 1.3	1.3		ug/m3	1	7/31/2010 2:38:00 AM
Ethyl acetate	14	18	J	ug/m3	20	7/31/2010 6:23:00 AM
Ethylbenzene	2.8 J	0.68		ug/m3	1	7/31/2010 2:38:00 AM
Freon 11	1.7	0.86		ug/m3	1	7/31/2010 2:38:00 AM

Qualifiers:

**	Reporting Limit	.	Results reported are not blank corrected
B	Analyte detected in the associated Method Blank	E	Value above quantitation range
H	Holding times for preparation or analysis exceeded	J	Analyte detected at or below quantitation limits
JN	Non-routine analyte. Quantitation estimated.	ND	Not Detected at the Reporting Limit
S	Spike Recovery outside accepted recovery limits		

Centek Laboratories

Analytical Report

Date: *10-Aug-10*

CLIENT:	LaBella Associates, Pc	**Client Sample ID:**	SG-3 DUP
Lab Order:	C1007035	**Tag Number:**	415,181
Project:	690 St. Paul St.	**Collection Date:**	7/26/2010
Lab ID:	C1007035-004A	**Matrix:**	AIR

Analyses	Result	**Limit	Qual	Units	DF	Date Analyzed
1UG/M3 BY METHOD TO15		**TO-15**				Analyst: **RJP**
Freon 113	< 1.2	1.2		ug/m3	1	7/31/2010 2:38:00 AM
Freon 114	< 1.1	1.1		ug/m3	1	7/31/2010 2:38:00 AM
Freon 12	2.7	0.75		ug/m3	1	7/31/2010 2:38:00 AM
Heptane	13	12		ug/m3	20	7/31/2010 6:23:00 AM
Hexachloro-1,3-butadiene	< 1.6	1.6		ug/m3	1	7/31/2010 2:38:00 AM
Hexane	17	11		ug/m3	20	7/31/2010 6:23:00 AM
Isopropyl alcohol	25	7.5		ug/m3	20	7/31/2010 6:23:00 AM
m&p-Xylene	5.6 S	1.3		ug/m3	1	7/31/2010 2:38:00 AM
Methyl Butyl Ketone	< 1.2	1.2		ug/m3	1	7/31/2010 2:38:00 AM
Methyl Ethyl Ketone	9.0	18	J	ug/m3	20	7/31/2010 6:23:00 AM
Methyl Isobutyl Ketone	< 1.2	1.2		ug/m3	1	7/31/2010 2:38:00 AM
Methyl tert-butyl ether	< 0.55	0.55		ug/m3	1	7/31/2010 2:38:00 AM
Methylene chloride	< 0.53	0.53		ug/m3	1	7/31/2010 2:38:00 AM
o-Xylene	3.3 S	0.68		ug/m3	1	7/31/2010 2:38:00 AM
Propylene	< 0.26	0.26		ug/m3	1	7/31/2010 2:38:00 AM
Styrene	3.0 S	0.65		ug/m3	1	7/31/2010 2:38:00 AM
Tetrachloroethylene	7.0 S	1.0		ug/m3	1	7/31/2010 2:38:00 AM
Tetrahydrofuran	< 0.45	0.45		ug/m3	1	7/31/2010 2:38:00 AM
Toluene	12	11		ug/m3	20	7/31/2010 6:23:00 AM
trans-1,2-Dichloroethene	< 0.60	0.60		ug/m3	1	7/31/2010 2:38:00 AM
trans-1,3-Dichloropropene	< 0.69	0.69		ug/m3	1	7/31/2010 2:38:00 AM
Trichloroethene	24	16		ug/m3	20	7/31/2010 6:23:00 AM
Vinyl acetate	< 0.54	0.54		ug/m3	1	7/31/2010 2:38:00 AM
Vinyl Bromide	< 0.87	0.87		ug/m3	1	7/31/2010 2:38:00 AM
Vinyl chloride	< 0.38	0.39		ug/m3	1	7/31/2010 2:38:00 AM

Qualifiers:					
	**	Reporting Limit	.	Results reported are not blank corrected
	B	Analyte detected in the associated Method Blank	E	Value above quantitation range
	H	Holding times for preparation or analysis exceeded	J	Analyte detected at or below quantitation limits
	JN	Non-routine analyte. Quantitation estimated.	ND	Not Detected at the Reporting Limit
	S	Spike Recovery outside accepted recovery limits		

Centek Laboratories

Analytical Report
Date: *10-Aug-10*

CLIENT:	LaBella Associates, Pc	**Client Sample ID:**	SG-5
Lab Order:	C1007035	**Tag Number:**	225,00632
Project:	690 St. Paul St.	**Collection Date:**	7/26/2010
Lab ID:	C1007035-005A	**Matrix:**	AIR

Analyses	Result	**Limit	Qual	Units	DF	Date Analyzed
1UG/M3 BY METHOD TO15		TO-15				Analyst: RJP
1,1,1-Trichloroethane	< 0.83	0.83		ug/m3	1	7/31/2010 3:16:00 AM
1,1,2,2-Tetrachloroethane	< 1.0	1.0		ug/m3	1	7/31/2010 3:16:00 AM
1,1,2-Trichloroethane	< 0.83	0.83		ug/m3	1	7/31/2010 3:16:00 AM
1,1-Dichloroethane	< 0.62	0.62		ug/m3	1	7/31/2010 3:16:00 AM
1,1-Dichloroethene	< 0.60	0.60		ug/m3	1	7/31/2010 3:16:00 AM
1,2,4-Trichlorobenzene	< 1.1	1.1		ug/m3	1	7/31/2010 3:16:00 AM
1,2,4-Trimethylbenzene	24 J	15		ug/m3	20	7/31/2010 3:53:00 AM
1,2-Dibromoethane	< 1.2	1.2		ug/m3	1	7/31/2010 3:16:00 AM
1,2-Dichlorobenzene	< 0.92	0.92		ug/m3	1	7/31/2010 3:16:00 AM
1,2-Dichloroethane	< 0.62	0.62		ug/m3	1	7/31/2010 3:16:00 AM
1,2-Dichloropropane	< 0.70	0.70		ug/m3	1	7/31/2010 3:16:00 AM
1,3,5-Trimethylbenzene	10 J	0.75		ug/m3	1	7/31/2010 3:16:00 AM
1,3-butadiene	< 0.34	0.34		ug/m3	1	7/31/2010 3:16:00 AM
1,3-Dichlorobenzene	< 0.92	0.92		ug/m3	1	7/31/2010 3:16:00 AM
1,4-Dichlorobenzene	< 0.92	0.92		ug/m3	1	7/31/2010 3:16:00 AM
1,4-Dioxane	< 1.1	1.1		ug/m3	1	7/31/2010 3:16:00 AM
2,2,4-trimethylpentane	< 0.71	0.71		ug/m3	1	7/31/2010 3:16:00 AM
4-ethyltoluene	10	15	J	ug/m3	20	7/31/2010 3:53:00 AM
Acetone	37 J	14		ug/m3	20	7/31/2010 3:53:00 AM
Allyl chloride	< 0.48	0.48		ug/m3	1	7/31/2010 3:16:00 AM
Benzene	1.6 J	0.49		ug/m3	1	7/31/2010 3:16:00 AM
Benzyl chloride	< 0.88	0.88		ug/m3	1	7/31/2010 3:16:00 AM
Bromodichloromethane	< 1.0	1.0		ug/m3	1	7/31/2010 3:16:00 AM
Bromoform	< 1.8	1.8		ug/m3	1	7/31/2010 3:16:00 AM
Bromomethane	< 0.59	0.59		ug/m3	1	7/31/2010 3:16:00 AM
Carbon disulfide	0.73	0.47		ug/m3	1	7/31/2010 3:16:00 AM
Carbon tetrachloride	< 0.96	0.96		ug/m3	1	7/31/2010 3:16:00 AM
Chlorobenzene	< 0.70	0.70		ug/m3	1	7/31/2010 3:16:00 AM
Chloroethane	< 0.40	0.40		ug/m3	1	7/31/2010 3:16:00 AM
Chloroform	< 0.74	0.74		ug/m3	1	7/31/2010 3:16:00 AM
Chloromethane	0.80	0.31		ug/m3	1	7/31/2010 3:16:00 AM
cis-1,2-Dichloroethene	< 0.60	0.60		ug/m3	1	7/31/2010 3:16:00 AM
cis-1,3-Dichloropropene	< 0.69	0.69		ug/m3	1	7/31/2010 3:16:00 AM
Cyclohexane	< 0.52	0.52		ug/m3	1	7/31/2010 3:16:00 AM
Dibromochloromethane	< 1.3	1.3		ug/m3	1	7/31/2010 3:16:00 AM
Ethyl acetate	< 0.92	0.92		ug/m3	1	7/31/2010 3:16:00 AM
Ethylbenzene	8.1 J	0.86		ug/m3	1	7/31/2010 3:16:00 AM
Freon 11	1.1	0.86		ug/m3	1	7/31/2010 3:16:00 AM

Qualifiers:

**	Reporting Limit	.	Results reported are not blank corrected
B	Analyte detected in the associated Method Blank	E	Value above quantitation range
H	Holding times for preparation or analysis exceeded	J	Analyte detected at or below quantitation limits
JN	Non-routine analyte. Quantitation estimated.	ND	Not Detected at the Reporting Limit
S	Spike Recovery outside accepted recovery limits		

Centek Laboratories

Analytical Report

Date: *10-Aug-10*

CLIENT:	LaBella Associates, Pc	**Client Sample ID:**	SG-5
Lab Order:	C1007035	**Tag Number:**	225,00632
Project:	690 St. Paul St.	**Collection Date:**	7/26/2010
Lab ID:	C1007035-005A	**Matrix:**	AIR

Analyses	Result	**Limit	Qual	Units	DF	Date Analyzed
1UG/M3 BY METHOD TO15		**TO-15**				Analyst: RJP
Freon 113	0.78	1.2	J	ug/m3	1	7/31/2010 3:16:00 AM
Freon 114	< 1.1	1.1		ug/m3	1	7/31/2010 3:16:00 AM
Freon 12	2.1	0.75		ug/m3	1	7/31/2010 3:16:00 AM
Heptane	2100	790		ug/m3	1280	8/2/2010 9:52:00 PM
Hexachloro-1,3-butadiene	< 1.6	1.6		ug/m3	1	7/31/2010 3:16:00 AM
Hexane	5600	680		ug/m3	1280	8/2/2010 9:52:00 PM
Isopropyl alcohol	2.0	0.37		ug/m3	1	7/31/2010 3:16:00 AM
m&p-Xylene	29 S	28		ug/m3	20	7/31/2010 3:53:00 AM
Methyl Butyl Ketone	< 1.2	1.2		ug/m3	1	7/31/2010 3:16:00 AM
Methyl Ethyl Ketone	< 0.90	0.90		ug/m3	1	7/31/2010 3:16:00 AM
Methyl Isobutyl Ketone	< 1.2	1.2		ug/m3	1	7/31/2010 3:16:00 AM
Methyl tert-butyl ether	< 0.55	0.55		ug/m3	1	7/31/2010 3:16:00 AM
Methylene chloride	< 0.53	0.53		ug/m3	1	7/31/2010 3:16:00 AM
o-Xylene	4.8 S	0.86		ug/m3	1	7/31/2010 3:16:00 AM
Propylene	< 0.26	0.26		ug/m3	1	7/31/2010 3:16:00 AM
Styrene	< 0.85	0.85		ug/m3	1	7/31/2010 3:16:00 AM
Tetrachloroethylene	< 1.0	1.0		ug/m3	1	7/31/2010 3:16:00 AM
Tetrahydrofuran	< 0.45	0.45		ug/m3	1	7/31/2010 3:16:00 AM
Toluene	< 0.57	0.57		ug/m3	1	7/31/2010 3:16:00 AM
trans-1,2-Dichloroethene	< 0.60	0.60		ug/m3	1	7/31/2010 3:16:00 AM
trans-1,3-Dichloropropene	< 0.69	0.69		ug/m3	1	7/31/2010 3:16:00 AM
Trichloroethene	< 0.82	0.82		ug/m3	1	7/31/2010 3:16:00 AM
Vinyl acetate	< 0.54	0.54		ug/m3	1	7/31/2010 3:16:00 AM
Vinyl Bromide	< 0.67	0.67		ug/m3	1	7/31/2010 3:16:00 AM
Vinyl chloride	< 0.39	0.39		ug/m3	1	7/31/2010 3:16:00 AM

Qualifiers:	**	Reporting Limit	.	Results reported are not blank corrected	
	B	Analyte detected in the associated Method Blank	E	Value above quantitation range	
	H	Holding times for preparation or analysis exceeded	J	Analyte detected at or below quantitation limits	
	JN	Non-routine analyte. Quantitation estimated.	ND	Not Detected at the Reporting Limit	
	S	Spike Recovery outside accepted recovery limits			

Centek Laboratories

Analytical Report
Date: *10-Aug-10*

CLIENT:	LaBella Associates, Pc	**Client Sample ID:**	Ambient Air
Lab Order:	C1007035	**Tag Number:**	01385,00785
Project:	690 St. Paul St.	**Collection Date:**	7/26/2010
Lab ID:	C1007035-006A	**Matrix:**	AIR

Analyses	Result	**Limit	Qual	Units	DF	Date Analyzed
1UG/M3 BY METHOD TO15		**TO-15**				Analyst: RJP
1,1,1-Trichloroethane	< 0.83	0.83		ug/m3	1	7/30/2010 9:34:00 PM
1,1,2,2-Tetrachloroethane	< 1.0	1.0		ug/m3	1	7/30/2010 9:34:00 PM
1,1,2-Trichloroethane	< 0.83	0.83		ug/m3	1	7/30/2010 9:34:00 PM
1,1-Dichloroethane	< 0.62	0.62		ug/m3	1	7/30/2010 9:34:00 PM
1,1-Dichloroethene	< 0.60	0.60		ug/m3	1	7/30/2010 9:34:00 PM
1,2,4-Trichlorobenzene	< 1.1	1.1		ug/m3	1	7/30/2010 9:34:00 PM
1,2,4-Trimethylbenzene	5.3	0.75		ug/m3	1	7/30/2010 9:34:00 PM
1,2-Dibromoethane	< 1.2	1.2		ug/m3	1	7/30/2010 9:34:00 PM
1,2-Dichlorobenzene	< 0.92	0.92		ug/m3	1	7/30/2010 9:34:00 PM
1,2-Dichloroethane	< 0.62	0.62		ug/m3	1	7/30/2010 9:34:00 PM
1,2-Dichloropropane	< 0.70	0.70		ug/m3	1	7/30/2010 9:34:00 PM
1,3,5-Trimethylbenzene	1.3	0.75		ug/m3	1	7/30/2010 9:34:00 PM
1,3-butadiene	< 0.34	0.34		ug/m3	1	7/30/2010 9:34:00 PM
1,3-Dichlorobenzene	< 0.92	0.92		ug/m3	1	7/30/2010 9:34:00 PM
1,4-Dichlorobenzene	< 0.92	0.92		ug/m3	1	7/30/2010 9:34:00 PM
1,4-Dioxane	< 1.1	1.1		ug/m3	1	7/30/2010 9:34:00 PM
2,2,4-trimethylpentane	< 0.71	0.71		ug/m3	1	7/30/2010 9:34:00 PM
4-ethyltoluene	0.80	0.75		ug/m3	1	7/30/2010 9:34:00 PM
Acetone	45	14		ug/m3	20	7/31/2010 6:59:00 AM
Allyl chloride	< 0.48	0.48		ug/m3	1	7/30/2010 9:34:00 PM
Benzene	0.91	0.49		ug/m3	1	7/30/2010 9:34:00 PM
Benzyl chloride	< 0.88	0.88		ug/m3	1	7/30/2010 9:34:00 PM
Bromodichloromethane	< 1.0	1.0		ug/m3	1	7/30/2010 9:34:00 PM
Bromoform	< 1.6	1.6		ug/m3	1	7/30/2010 9:34:00 PM
Bromomethane	< 0.59	0.59		ug/m3	1	7/30/2010 9:34:00 PM
Carbon disulfide	0.35	0.47	J	ug/m3	1	7/30/2010 9:34:00 PM
Carbon tetrachloride	~~< 0.96~~ .523	0.96		ug/m3	1	7/30/2010 9:34:00 PM
Chlorobenzene	< 0.70	0.70		ug/m3	1	7/30/2010 9:34:00 PM
Chloroethane	< 0.40	0.40		ug/m3	1	7/30/2010 9:34:00 PM
Chloroform	< 0.74	0.74		ug/m3	1	7/30/2010 9:34:00 PM
Chloromethane	1.1	0.31		ug/m3	1	7/30/2010 9:34:00 PM
cis-1,2-Dichloroethene	< 0.60	0.60		ug/m3	1	7/30/2010 9:34:00 PM
cis-1,3-Dichloropropene	< 0.69	0.69		ug/m3	1	7/30/2010 9:34:00 PM
Cyclohexane	< 0.52	0.52		ug/m3	1	7/30/2010 9:34:00 PM
Dibromochloromethane	< 1.3	1.3		ug/m3	1	7/30/2010 9:34:00 PM
Ethyl acetate	< 0.92	0.92		ug/m3	1	7/30/2010 9:34:00 PM
Ethylbenzene	0.66	0.66		ug/m3	1	7/30/2010 9:34:00 PM
Freon 11	1.4	0.86		ug/m3	1	7/30/2010 9:34:00 PM

Qualifiers:

**	Reporting Limit	.	Results reported are not blank corrected
B	Analyte detected in the associated Method Blank	E	Value above quantitation range
H	Holding times for preparation or analysis exceeded	J	Analyte detected at or below quantitation limits
JN	Non-routine analyte. Quantitation estimated.	ND	Not Detected at the Reporting Limit
S	Spike Recovery outside accepted recovery limits		

Centek Laboratories

Analytical Report

Date: *10-Aug-10*

CLIENT:	LaBella Associates, Pc	**Client Sample ID:**	Ambient Air
Lab Order:	C1007035	**Tag Number:**	01385,00785
Project:	690 St. Paul St.	**Collection Date:**	7/26/2010
Lab ID:	C1007035-006A	**Matrix:**	AIR

Analyses	Result	**Limit	Qual	Units	DF	Date Analyzed
1UG/M3 BY METHOD TO15		**TO-15**				Analyst: RJP
Freon 113	< 1.2	1.2		ug/m3	1	7/30/2010 9:34:00 PM
Freon 114	< 1.1	1.1		ug/m3	1	7/30/2010 9:34:00 PM
Freon 12	2.7	0.75		ug/m3	1	7/30/2010 9:34:00 PM
Heptane	1.3	0.82		ug/m3	1	7/30/2010 9:34:00 PM
Hexachloro-1,3-butadiene	< 1.6	1.6		ug/m3	1	7/30/2010 9:34:00 PM
Hexane	< 0.54	0.54		ug/m3	1	7/30/2010 9:34:00 PM
Isopropyl alcohol	2.8	0.37		ug/m3	1	7/30/2010 9:34:00 PM
m&p-Xylene	1.7	1.3		ug/m3	1	7/30/2010 9:34:00 PM
Methyl Butyl Ketone	< 1.2	1.2		ug/m3	1	7/30/2010 9:34:00 PM
Methyl Ethyl Ketone	2.5	0.90		ug/m3	1	7/30/2010 9:34:00 PM
Methyl Isobutyl Ketone	< 1.2	1.2		ug/m3	1	7/30/2010 9:34:00 PM
Methyl tert-butyl ether	< 0.55	0.55		ug/m3	1	7/30/2010 9:34:00 PM
Methylene chloride	3.2	0.53		ug/m3	1	7/30/2010 9:34:00 PM
o-Xylene	0.88	0.86		ug/m3	1	7/30/2010 9:34:00 PM
Propylene	< 0.26	0.26		ug/m3	1	7/30/2010 9:34:00 PM
Styrene	< 0.85	0.85		ug/m3	1	7/30/2010 9:34:00 PM
Tetrachloroethylene	0.76	1.0	J	ug/m3	1	7/30/2010 9:34:00 PM
Tetrahydrofuran	< 0.45	0.45		ug/m3	1	7/30/2010 9:34:00 PM
Toluene	3.2	0.57		ug/m3	1	7/30/2010 9:34:00 PM
trans-1,2-Dichloroethene	< 0.60	0.60		ug/m3	1	7/30/2010 9:34:00 PM
trans-1,3-Dichloropropene	< 0.69	0.69		ug/m3	1	7/30/2010 9:34:00 PM
Trichloroethene	1.7	0.82		ug/m3	1	7/30/2010 9:34:00 PM
Vinyl acetate	< 0.54	0.54		ug/m3	1	7/30/2010 9:34:00 PM
Vinyl Bromide	< 0.67	0.67		ug/m3	1	7/30/2010 9:34:00 PM
Vinyl chloride	< 0.39	0.39		ug/m3	1	7/30/2010 9:34:00 PM

Qualifiers:					
	**	Reporting Limit	.	Results reported are not blank corrected	
	B	Analyte detected in the associated Method Blank	E	Value above quantitation range	
	H	Holding times for preparation or analysis exceeded	J	Analyte detected at or below quantitation limits	
	JN	Non-routine analyte. Quantitation estimated.	ND	Not Detected at the Reporting Limit	
	S	Spike Recovery outside accepted recovery limits			

Centek Laboratories

Analytical Report

Date: *10-Aug-10*

CLIENT:	LaBella Associates, Pc	**Client Sample ID:**	AA MS/MSD
Lab Order:	C1007035	**Tag Number:**	01288,00692
Project:	690 St. Paul St.	**Collection Date:**	7/26/2010
Lab ID:	C1007035-007A	**Matrix:**	AIR

Analyses	Result	**Limit	Qual	Units	DF	Date Analyzed
1UG/M3 BY METHOD TO15		**TO-15**				**Analyst: RJP**
1,1,1-Trichloroethane	< 0.83	0.83		ug/m3	1	7/30/2010 10:12:00 PM
1,1,2,2-Tetrachloroethane	< 1.0	1.0		ug/m3	1	7/30/2010 10:12:00 PM
1,1,2-Trichloroethane	< 0.83	0.83		ug/m3	1	7/30/2010 10:12:00 PM
1,1-Dichloroethane	< 0.62	0.62		ug/m3	1	7/30/2010 10:12:00 PM
1,1-Dichloroethene	< 0.60	0.60		ug/m3	1	7/30/2010 10:12:00 PM
1,2,4-Trichlorobenzene	< 1.1	1.1		ug/m3	1	7/30/2010 10:12:00 PM
1,2,4-Trimethylbenzene	4.4	0.75		ug/m3	1	7/30/2010 10:12:00 PM
1,2-Dibromoethane	< 1.2	1.2		ug/m3	1	7/30/2010 10:12:00 PM
1,2-Dichlorobenzene	< 0.92	0.92		ug/m3	1	7/30/2010 10:12:00 PM
1,2-Dichloroethane	< 0.62	0.62		ug/m3	1	7/30/2010 10:12:00 PM
1,2-Dichloropropane	< 0.70	0.70		ug/m3	1	7/30/2010 10:12:00 PM
1,3,5-Trimethylbenzene	1.1	0.75		ug/m3	1	7/30/2010 10:12:00 PM
1,3-butadiene	0.83	0.34		ug/m3	1	7/30/2010 10:12:00 PM
1,3-Dichlorobenzene	< 0.92	0.92		ug/m3	1	7/30/2010 10:12:00 PM
1,4-Dichlorobenzene	< 0.92	0.92		ug/m3	1	7/30/2010 10:12:00 PM
1,4-Dioxane	< 1.1	1.1		ug/m3	1	7/30/2010 10:12:00 PM
2,2,4-trimethylpentane	< 0.71	0.71		ug/m3	1	7/30/2010 10:12:00 PM
4-ethyltoluene	0.65	0.75	J	ug/m3	1	7/30/2010 10:12:00 PM
Acetone	92	14		ug/m3	20	7/30/2010 10:50:00 PM
Allyl chloride	< 0.48	0.48		ug/m3	1	7/30/2010 10:12:00 PM
Benzene	0.97	0.49		ug/m3	1	7/30/2010 10:12:00 PM
Benzyl chloride	< 0.88	0.88		ug/m3	1	7/30/2010 10:12:00 PM
Bromodichloromethane	< 1.0	1.0		ug/m3	1	7/30/2010 10:12:00 PM
Bromoform	< 1.6	1.6		ug/m3	1	7/30/2010 10:12:00 PM
Bromomethane	< 0.59	0.59		ug/m3	1	7/30/2010 10:12:00 PM
Carbon disulfide	0.41	0.47	J	ug/m3	1	7/30/2010 10:12:00 PM
Carbon tetrachloride	~~< 0.96~~ .55 J	0.96		ug/m3	1	7/30/2010 10:12:00 PM
Chlorobenzene	< 0.70	0.70		ug/m3	1	7/30/2010 10:12:00 PM
Chloroethane	< 0.40	0.40		ug/m3	1	7/30/2010 10:12:00 PM
Chloroform	< 0.74	0.74		ug/m3	1	7/30/2010 10:12:00 PM
Chloromethane	0.99	0.31		ug/m3	1	7/30/2010 10:12:00 PM
cis-1,2-Dichloroethene	< 0.60	0.60		ug/m3	1	7/30/2010 10:12:00 PM
cis-1,3-Dichloropropene	< 0.69	0.69		ug/m3	1	7/30/2010 10:12:00 PM
Cyclohexane	< 0.52	0.52		ug/m3	1	7/30/2010 10:12:00 PM
Dibromochloromethane	< 1.3	1.3		ug/m3	1	7/30/2010 10:12:00 PM
Ethyl acetate	1.0	0.92		ug/m3	1	7/30/2010 10:12:00 PM
Ethylbenzene	0.53	0.86	J	ug/m3	1	7/30/2010 10:12:00 PM
Freon 11	1.4	0.86		ug/m3	1	7/30/2010 10:12:00 PM

Qualifiers:

**	Reporting Limit	.	Results reported are not blank corrected
B	Analyte detected in the associated Method Blank	E	Value above quantitation range
H	Holding times for preparation or analysis exceeded	J	Analyte detected at or below quantitation limits
JN	Non-routine analyte. Quantitation estimated.	ND	Not Detected at the Reporting Limit
S	Spike Recovery outside accepted recovery limits		

Centek Laboratories

Analytical Report

Date: *10-Aug-10*

CLIENT:	LaBella Associates, Pc	**Client Sample ID:**	AA MS/MSD
Lab Order:	C1007035	**Tag Number:**	01288,00692
Project:	690 St. Paul St.	**Collection Date:**	7/26/2010
Lab ID:	C1007035-007A	**Matrix:**	AIR

Analyses	Result	**Limit	Qual	Units	DF	Date Analyzed
1UG/M3 BY METHOD TO15		**TO-15**				**Analyst: RJP**
Freon 113	< 1.2	1.2		ug/m3	1	7/30/2010 10:12:00 PM
Freon 114	< 1.1	1.1		ug/m3	1	7/30/2010 10:12:00 PM
Freon 12	2.8	0.75		ug/m3	1	7/30/2010 10:12:00 PM
Heptane	1.5	0.62		ug/m3	1	7/30/2010 10:12:00 PM
Hexachloro-1,3-butadiene	< 1.6	1.6		ug/m3	1	7/30/2010 10:12:00 PM
Hexane	< 0.54	0.54		ug/m3	1	7/30/2010 10:12:00 PM
Isopropyl alcohol	2.5	0.37		ug/m3	1	7/30/2010 10:12:00 PM
m&p-Xylene	1.5	1.3		ug/m3	1	7/30/2010 10:12:00 PM
Methyl Butyl Ketone	< 1.2	1.2		ug/m3	1	7/30/2010 10:12:00 PM
Methyl Ethyl Ketone	2.0	0.90		ug/m3	1	7/30/2010 10:12:00 PM
Methyl Isobutyl Ketone	< 1.2	1.2		ug/m3	1	7/30/2010 10:12:00 PM
Methyl tert-butyl ether	< 0.55	0.55		ug/m3	1	7/30/2010 10:12:00 PM
Methylene chloride	3.7	0.53		ug/m3	1	7/30/2010 10:12:00 PM
o-Xylene	0.75	0.68		ug/m3	1	7/30/2010 10:12:00 PM
Propylene	< 0.26	0.26		ug/m3	1	7/30/2010 10:12:00 PM
Styrene	< 0.65	0.65		ug/m3	1	7/30/2010 10:12:00 PM
Tetrachloroethylene	< 1.0	1.0		ug/m3	1	7/30/2010 10:12:00 PM
Tetrahydrofuran	< 0.45	0.45		ug/m3	1	7/30/2010 10:12:00 PM
Toluene	2.8	0.57		ug/m3	1	7/30/2010 10:12:00 PM
trans-1,2-Dichloroethene	< 0.60	0.60		ug/m3	1	7/30/2010 10:12:00 PM
trans-1,3-Dichloropropene	< 0.69	0.69		ug/m3	1	7/30/2010 10:12:00 PM
Trichloroethene	1.4	0.82		ug/m3	1	7/30/2010 10:12:00 PM
Vinyl acetate	< 0.54	0.54		ug/m3	1	7/30/2010 10:12:00 PM
Vinyl Bromide	< 0.67	0.67		ug/m3	1	7/30/2010 10:12:00 PM
Vinyl chloride	< 0.39	0.39		ug/m3	1	7/30/2010 10:12:00 PM

Qualifiers:

**	Reporting Limit	.	Results reported are not blank corrected
B	Analyte detected in the associated Method Blank	E	Value above quantitation range
H	Holding times for preparation or analysis exceeded	J	Analyte detected at or below quantitation limits
JN	Non-routine analyte. Quantitation estimated.	ND	Not Detected at the Reporting Limit
S	Spike Recovery outside accepted recovery limits		

Centek Laboratories, LLC

Date: *10-Aug-10*

CLIENT: LaBella Associates, Pc
Work Order: C1007035
Project: 690 St. Paul St.

ANALYTICAL QC SUMMARY REPORT

TestCode: 1ugM3_TO15

Sample ID	LCS1UG-073010	SampType:	LCS	TestCode:	1ugM3_TO15	Units:	ppbV	Prep Date:		RunNo:	3738
Client ID:	ZZZZZ	Batch ID:	R3738	TestNo:	TO-15			Analysis Date:	7/30/2010	SeqNo:	45958

Analyte	Result	PQL	SPK value	SPK Ref Val	%REC	LowLimit	HighLimit	RPD Ref Val	%RPD	RPDLimit	Qual
1,1,1-Trichloroethane	0.8100	0.15	1	0	81.0	70	130				
1,1,2,2-Tetrachloroethane	0.9400	0.15	1	0	94.0	70	130				
1,1,2-Trichloroethane	0.8000	0.15	1	0	80.0	70	130				
1,1-Dichloroethane	0.8700	0.15	1	0	87.0	70	130				
1,1-Dichloroethene	0.8300	0.15	1	0	83.0	70	130				
1,2,4-Trichlorobenzene	0.7700	0.15	1	0	77.0	70	130				
1,2,4-Trimethylbenzene	0.8600	0.15	1	0	86.0	70	130				
1,2-Dibromoethane	0.8400	0.15	1	0	84.0	70	130				
1,2-Dichlorobenzene	0.7700	0.15	1	0	77.0	70	130				
1,2-Dichloroethane	0.8200	0.15	1	0	82.0	70	130				
1,2-Dichloropropane	0.8000	0.15	1	0	80.0	70	130				
1,3,5-Trimethylbenzene	0.9000	0.15	1	0	90.0	70	130				
1,3-butadiene	0.9100	0.15	1	0	91.0	70	130				
1,3-Dichlorobenzene	0.7500	0.15	1	0	75.0	70	130				
1,4-Dichlorobenzene	0.7800	0.15	1	0	78.0	70	130				
1,4-Dioxane	0.8400	0.30	1	0	84.0	70	130				
2,2,4-trimethylpentane	0.8100	0.15	1	0	81.0	70	130				
4-ethyltoluene	0.9400	0.15	1	0	94.0	70	130				
Acetone	1.260	0.30	1	0	126	70	130				
Allyl chloride	0.8300	0.15	1	0	83.0	70	130				
Benzene	0.8800	0.15	1	0	88.0	70	130				
Benzyl chloride	0.9700	0.15	1	0	97.0	70	130				
Bromodichloromethane	0.7700	0.15	1	0	77.0	70	130				
Bromoform	0.7100	0.15	1	0	71.0	70	130				
Bromomethane	0.8100	0.15	1	0	81.0	70	130				
Carbon disulfide	0.8900	0.15	1	0	89.0	70	130				
Carbon tetrachloride	0.7600	0.15	1	0	76.0	70	130				
Chlorobenzene	0.7500	0.15	1	0	75.0	70	130				
Chloroethane	0.8200	0.15	1	0	82.0	70	130				

Qualifiers:

- . Results reported are not blank corrected
- J Analyte detected at or below quantitation limits
- S Spike Recovery outside accepted recovery limits
- E Value above quantitation range
- ND Not Detected at the Reporting Limit
- H Holding times for preparation or analysis exceeded
- R RPD outside accepted recovery limits

CLIENT: LaBella Associates, Pc
Work Order: C1007035
Project: 690 St. Paul St.

ANALYTICAL QC SUMMARY REPORT

TestCode: 1ugM3_TO15

Sample ID	LCS1UG-073010	SampType:	LCS	TestCode:	1ugM3_TO15	Units:	ppbV	Prep Date:		RunNo:	3738
Client ID:	ZZZZZ	Batch ID:	R3738	TestNo:	TO-15			Analysis Date:	7/30/2010	SeqNo:	45958

Analyte	Result	PQL	SPK value	SPK Ref Val	%REC	LowLimit	HighLimit	RPD Ref Val	%RPD	RPDLimit	Qual
Chloroform	0.7700	0.15	1	0	77.0	70	130				
Chloromethane	0.8700	0.15	1	0	87.0	70	130				
cis-1,2-Dichloroethene	1.030	0.15	1	0	103	70	130				
cis-1,3-Dichloropropene	0.8400	0.15	1	0	84.0	70	130				
Cyclohexane	0.8500	0.15	1	0	85.0	70	130				
Dibromochloromethane	0.7900	0.15	1	0	79.0	70	130				
Ethyl acetate	1.290	0.25	1	0	129	70	130				
Ethylbenzene	0.8600	0.15	1	0	86.0	70	130				
Freon 11	0.8100	0.15	1	0	81.0	70	130				
Freon 113	0.8000	0.15	1	0	80.0	70	130				
Freon 114	0.8800	0.15	1	0	88.0	70	130				
Freon 12	0.8400	0.15	1	0	84.0	70	130				
Heptane	0.8400	0.15	1	0	84.0	70	130				
Hexachloro-1,3-butadiene	1.010	0.15	1	0	101	70	130				
Hexane	1.020	0.15	1	0	102	70	130				
Isopropyl alcohol	1.040	0.15	1	0	104	70	130				
m&p-Xylene	1.670	0.30	2	0	83.5	70	130				
Methyl Butyl Ketone	0.7800	0.30	1	0	78.0	70	130				
Methyl Ethyl Ketone	1.230	0.30	1	0	123	70	130				
Methyl Isobutyl Ketone	0.9400	0.30	1	0	94.0	70	130				
Methyl tert-butyl ether	1.120	0.15	1	0	112	70	130				
Methylene chloride	0.8700	0.15	1	0	87.0	70	130				
o-Xylene	0.7900	0.15	1	0	79.0	70	130				
Propylene	0.9300	0.15	1	0	93.0	70	130				
Styrene	0.7500	0.15	1	0	75.0	70	130				
Tetrachloroethylene	0.8900	0.15	1	0	89.0	70	130				
Tetrahydrofuran	0.8700	0.15	1	0	87.0	70	130				
Toluene	0.7800	0.15	1	0	78.0	70	130				
trans-1,2-Dichloroethene	0.9500	0.15	1	0	95.0	70	130				
trans-1,3-Dichloropropene	0.8400	0.15	1	0	84.0	70	130				
Trichloroethene	0.7900	0.15	1	0	79.0	70	130				

Qualifiers:
. Results reported are not blank corrected
J Analyte detected at or below quantitation limits
S Spike Recovery outside accepted recovery limits
E Value above quantitation range
ND Not Detected at the Reporting Limit
H Holding times for preparation or analysis exceeded
R RPD outside accepted recovery limits

Centek Laboratories, LLC

CLIENT: LaBella Associates, Pc
Work Order: C1007035
Project: 690 St. Paul St.

ANALYTICAL QC SUMMARY REPORT

TestCode: 1ugM3_TO15

Sample ID	LCS1UG-073010	SampType:	LCS	TestCode:	1ugM3_TO15	Units:	ppbV	Prep Date:		RunNo:	3738
Client ID:	ZZZZZ	Batch ID:	R3738	TestNo:	TO-15			Analysis Date:	7/30/2010	SeqNo:	45958

Analyte	Result	PQL	SPK value	SPK Ref Val	%REC	LowLimit	HighLimit	RPD Ref Val	%RPD	RPDLimit	Qual
Vinyl acetate	1.230	0.15	1	0	123	70	130				
Vinyl Bromide	0.8500	0.15	1	0	85.0	70	130				
Vinyl chloride	0.8600	0.15	1	0	86.0	70	130				

Sample ID	LCS1UG-080210	SampType:	LCS	TestCode:	1ugM3_TO15	Units:	ppbV	Prep Date:		RunNo:	3739
Client ID:	ZZZZZ	Batch ID:	R3739	TestNo:	TO-15			Analysis Date:	8/2/2010	SeqNo:	45981

Analyte	Result	PQL	SPK value	SPK Ref Val	%REC	LowLimit	HighLimit	RPD Ref Val	%RPD	RPDLimit	Qual
1,1,1-Trichloroethane	0.9300	0.15	1	0	93.0	70	130				
1,1,2,2-Tetrachloroethane	0.9300	0.15	1	0	93.0	70	130				
1,1,2-Trichloroethane	0.9000	0.15	1	0	90.0	70	130				
1,1-Dichloroethane	0.9800	0.15	1	0	98.0	70	130				
1,1-Dichloroethene	0.8700	0.15	1	0	87.0	70	130				
1,2,4-Trichlorobenzene	0.7400	0.15	1	0	74.0	70	130				
1,2,4-Trimethylbenzene	0.8900	0.15	1	0	89.0	70	130				
1,2-Dibromoethane	0.8800	0.15	1	0	88.0	70	130				
1,2-Dichlorobenzene	0.7300	0.15	1	0	73.0	70	130				
1,2-Dichloroethane	0.8900	0.15	1	0	89.0	70	130				
1,2-Dichloropropane	0.8500	0.15	1	0	85.0	70	130				
1,3,5-Trimethylbenzene	0.9400	0.15	1	0	94.0	70	130				
1,3-butadiene	1.010	0.15	1	0	101	70	130				
1,3-Dichlorobenzene	0.8000	0.15	1	0	80.0	70	130				
1,4-Dichlorobenzene	0.8000	0.15	1	0	80.0	70	130				
1,4-Dioxane	0.8000 S	0.30	1	0	80.0	70	130				
2,2,4-trimethylpentane	0.8900	0.15	1	0	89.0	70	130				
4-ethyltoluene	1.030	0.15	1	0	103	70	130				
Acetone	1.180	0.30	1	0	118	70	130				
Allyl chloride	0.9400	0.15	1	0	94.0	70	130				
Benzene	0.8800	0.15	1	0	88.0	70	130				
Benzyl chloride	0.9700	0.15	1	0	97.0	70	130				

Qualifiers:

- . Results reported are not blank corrected
- J Analyte detected at or below quantitation limits
- S Spike Recovery outside accepted recovery limits
- E Value above quantitation range
- ND Not Detected at the Reporting Limit
- H Holding times for preparation or analysis exceeded
- R RPD outside accepted recovery limits

Centek Laboratories, LLC

CLIENT: LaBella Associates, Pc
Work Order: C1007035
Project: 690 St. Paul St.

ANALYTICAL QC SUMMARY REPORT

TestCode: 1ugM3_TO15

Sample ID	LCS1UG-080210	SampType:	LCS	TestCode:	1ugM3_TO15	Units:	ppbV	Prep Date:		RunNo:	3739
Client ID:	ZZZZZ	Batch ID:	R3739	TestNo:	TO-15			Analysis Date:	8/2/2010	SeqNo:	45981

Analyte	Result	PQL	SPK value	SPK Ref Val	%REC	LowLimit	HighLimit	RPD Ref Val	%RPD	RPDLimit	Qual
Bromodichloromethane	0.8700	0.15	1	0	87.0	70	130				
Bromoform	0.6600	0.15	1	0	66.0	70	130				S
Bromomethane	0.8800	0.15	1	0	88.0	70	130				
Carbon disulfide	0.9500	0.15	1	0	95.0	70	130				
Carbon tetrachloride	0.8400	0.15	1	0	84.0	70	130				
Chlorobenzene	0.8100	0.15	1	0	81.0	70	130				
Chloroethane	0.8800	0.15	1	0	88.0	70	130				
Chloroform	0.8800	0.15	1	0	88.0	70	130				
Chloromethane	0.9700	0.15	1	0	97.0	70	130				
cis-1,2-Dichloroethene	1.190	0.15	1	0	119	70	130				
cis-1,3-Dichloropropene	0.9400	0.15	1	0	94.0	70	130				
Cyclohexane	0.9500	0.15	1	0	95.0	70	130				
Dibromochloromethane	0.7700	0.15	1	0	77.0	70	130				
Ethyl acetate	1.290	0.25	1	0	129	70	130				
Ethylbenzene	0.8700	0.15	1	0	87.0	70	130				
Freon 11	0.9100	0.15	1	0	91.0	70	130				
Freon 113	0.8800	0.16	1	0	88.0	70	130				
Freon 114	0.9300	0.15	1	0	93.0	70	130				
Freon 12	0.9200	0.15	1	0	92.0	70	130				
Heptane	0.9500	0.15	1	0	95.0	70	130				
Hexachloro-1,3-butadiene	1.020	0.15	1	0	102	70	130				
Hexane	1.100	0.15	1	0	110	70	130				
Isopropyl alcohol	1.060	0.15	1	0	106	70	130				
m&p-Xylene	1.700	0.30	2	0	85.0	70	130				
Methyl Butyl Ketone	0.7300	0.30	1	0	73.0	70	130				
Methyl Ethyl Ketone	1.170	0.30	1	0	117	70	130				
Methyl Isobutyl Ketone	0.9300	0.30	1	0	93.0	70	130				
Methyl tert-butyl ether	1.130	0.15	1	0	113	70	130				
Methylene chloride	0.9400	0.15	1	0	94.0	70	130				
o-Xylene	0.7700	0.15	1	0	77.0	70	130				
Propylene	0.9700	0.15	1	0	97.0	70	130				

Qualifiers:
. Results reported are not blank corrected
J Analyte detected at or below quantitation limits
S Spike Recovery outside accepted recovery limits
E Value above quantitation range
ND Not Detected at the Reporting Limit
H Holding times for preparation or analysis exceeded
R RPD outside accepted recovery limits

Centek Laboratories, LLC

CLIENT: LaBella Associates, Pc
Work Order: C1007035
Project: 690 St. Paul St.

ANALYTICAL QC SUMMARY REPORT

TestCode: 1ugM3_TO15

Sample ID LCS1UG-080210	SampType: LCS	TestCode: 1ugM3_TO15	Units: ppbV	Prep Date:		RunNo: 3739	
Client ID: ZZZZZ	Batch ID: R3739	TestNo: TO-15		Analysis Date: 8/2/2010		SeqNo: 45981	

Analyte	Result	PQL	SPK value	SPK Ref Val	%REC	LowLimit	HighLimit	RPD Ref Val	%RPD	RPDLimit	Qual
Styrene	0.8100	0.15	1	0	81.0	70	130				
Tetrachloroethylene	0.8800	0.15	1	0	88.0	70	130				
Tetrahydrofuran	0.9000	0.15	1	0	90.0	70	130				
Toluene	0.7600	0.15	1	0	76.0	70	130				
trans-1,2-Dichloroethene	1.010	0.15	1	0	101	70	130				
trans-1,3-Dichloropropene	0.9000	0.15	1	0	90.0	70	130				
Trichloroethene	0.8300	0.15	1	0	83.0	70	130				
Vinyl acetate	1.280	0.15	1	0	128	70	130				
Vinyl Bromide	0.8900	0.15	1	0	89.0	70	130				
Vinyl chloride	0.9500	0.15	1	0	95.0	70	130				

Qualifiers:
- . Results reported are not blank corrected
- J Analyte detected at or below quantitation limits
- S Spike Recovery outside accepted recovery limits
- E Value above quantitation range
- ND Not Detected at the Reporting Limit
- H Holding times for preparation or analysis exceeded
- R RPD outside accepted recovery limits

Centek Laboratories, LLC

Date: *10-Aug-10*

CLIENT: LaBella Associates, Pc
Work Order: C1007035
Project: 690 St. Paul St.

ANALYTICAL QC SUMMARY REPORT

TestCode: 1ugM3_TO15

Sample ID: LCSD1UG-073010 SampType: LCSD TestCode: 1ugM3_TO15 Units: ppbV Prep Date: RunNo: 3738
Client ID: ZZZZZ Batch ID: R3738 TestNo: TO-15 Analysis Date: 7/31/2010 SeqNo: 45959

Analyte	Result	PQL	SPK value	SPK Ref Val	%REC	LowLimit	HighLimit	RPD Ref Val	%RPD	RPDLimit	Qual
1,1,1-Trichloroethane	0.8100	0.15	1	0	81.0	70	130	0.81	0	30	
1,1,2,2-Tetrachloroethane	0.9400	0.15	1	0	94.0	70	130	0.94	0	30	
1,1,2-Trichloroethane	0.8200	0.15	1	0	82.0	70	130	0.8	2.47	30	
1,1-Dichloroethene	0.7900	0.15	1	0	79.0	70	130	0.87	9.64	30	
1,1-Dichloroethene	0.8400	0.15	1	0	84.0	70	130	0.83	1.20	30	
1,2,4-Trichlorobenzene	0.7100	0.15	1	0	71.0	70	130	0.77	8.11	30	
1,2,4-Trimethylbenzene	0.8200	0.15	1	0	82.0	70	130	0.86	4.76	30	
1,2-Dibromoethane	0.8700	0.15	1	0	87.0	70	130	0.84	3.51	30	
1,2-Dichlorobenzene	0.7200	0.15	1	0	72.0	70	130	0.77	6.71	30	
1,2-Dichloroethane	0.8200	0.15	1	0	82.0	70	130	0.82	0	30	
1,2-Dichloropropane	0.8300	0.15	1	0	83.0	70	130	0.8	3.68	30	
1,3,5-Trimethylbenzene	0.8600	0.15	1	0	86.0	70	130	0.9	4.55	30	
1,3-butadiene	0.9100	0.15	1	0	91.0	70	130	0.91	0	30	
1,3-Dichlorobenzene	0.7800	0.15	1	0	78.0	70	130	0.75	3.92	30	
1,4-Dichlorobenzene	0.7100	0.15	1	0	71.0	70	130	0.78	9.40	30	
1,4-Dioxane	0.4900	0.30	1	0	49.0	70	130	0.84	52.6	30	SR
2,2,4-trimethylpentane	0.8000	0.15	1	0	80.0	70	130	0.81	1.24	30	
4-ethyltoluene	0.8400	0.15	1	0	84.0	70	130	0.94	11.2	30	
Acetone	1.190	0.30	1	0	119	70	130	1.26	5.71	30	
Allyl chloride	0.8400	0.15	1	0	84.0	70	130	0.83	1.20	30	
Benzene	0.7800	0.15	1	0	78.0	70	130	0.88	12.0	30	
Benzyl chloride	0.8100	0.15	1	0	81.0	70	130	0.97	18.0	30	
Bromodichloromethane	0.7800	0.15	1	0	78.0	70	130	0.77	1.29	30	
Bromoform	0.7200	0.15	1	0	72.0	70	130	0.71	1.40	30	
Bromomethane	0.8100	0.15	1	0	81.0	70	130	0.81	0	30	
Carbon disulfide	0.8700	0.15	1	0	87.0	70	130	0.89	2.27	30	
Carbon tetrachloride	0.8000	0.15	1	0	80.0	70	130	0.76	5.13	30	
Chlorobenzene	0.7500	0.15	1	0	75.0	70	130	0.75	0	30	
Chloroethane	0.8300	0.15	1	0	83.0	70	130	0.82	1.21	30	

Qualifiers:
. Results reported are not blank corrected
J Analyte detected at or below quantitation limits
S Spike Recovery outside accepted recovery limits
E Value above quantitation range
ND Not Detected at the Reporting Limit
H Holding times for preparation or analysis exceeded
R RPD outside accepted recovery limits

CLIENT: LaBella Associates, Pc
Work Order: C1007035
Project: 690 St. Paul St.

ANALYTICAL QC SUMMARY REPORT

TestCode: 1ugM3_TO15

Sample ID: LCSD1UG-073010	SampType: LCSD	TestCode: 1ugM3_TO15	Units: ppbV	Prep Date:	RunNo: 3738
Client ID: ZZZZZ	Batch ID: R3738	TestNo: TO-15		Analysis Date: 7/31/2010	SeqNo: 45959

Analyte	Result	PQL	SPK value	SPK Ref Val	%REC	LowLimit	HighLimit	RPD Ref Val	%RPD	RPDLimit	Qual
Chloroform	0.7900	0.15	1	0	79.0	70	130	0.77	2.56	30	
Chloromethane	0.8900	0.15	1	0	89.0	70	130	0.87	2.27	30	
cis-1,2-Dichloroethene	0.7900	0.15	1	0	79.0	70	130	1.03	26.4	30	
cis-1,3-Dichloropropene	0.7700	0.15	1	0	77.0	70	130	0.84	8.70	30	
Cyclohexane	0.7800	0.15	1	0	78.0	70	130	0.85	8.59	30	
Dibromochloromethane	0.7600	0.15	1	0	76.0	70	130	0.79	3.87	30	
Ethyl acetate	0.8700	0.25	1	0	87.0	70	130	1.29	38.9	30	R
Ethylbenzene	0.8500	0.15	1	0	85.0	70	130	0.86	1.17	30	
Freon 11	0.8600	0.15	1	0	86.0	70	130	0.81	5.99	30	
Freon 113	0.8400	0.15	1	0	84.0	70	130	0.8	4.88	30	
Freon 114	0.9100	0.15	1	0	91.0	70	130	0.88	3.35	30	
Freon 12	0.8800	0.15	1	0	88.0	70	130	0.84	4.65	30	
Heptane	0.8200	0.15	1	0	82.0	70	130	0.84	2.41	30	
Hexachloro-1,3-butadiene	0.8900	0.15	1	0	89.0	70	130	1.01	12.8	30	
Hexane	0.9000	0.15	1	0	90.0	70	130	1.02	12.5	30	
Isopropyl alcohol	0.9300	0.15	1	0	93.0	70	130	1.04	11.2	30	
m&p-Xylene	1.570	0.30	2	0	78.5	70	130	1.67	6.17	30	
Methyl Butyl Ketone	0.9000	0.30	1	0	90.0	70	130	0.78	14.3	30	
Methyl Ethyl Ketone	0.9000	0.30	1	0	90.0	70	130	1.23	31.0	30	R
Methyl Isobutyl Ketone	0.8400	0.30	1	0	84.0	70	130	0.94	11.2	30	
Methyl tert-butyl ether	1.070	0.15	1	0	107	70	130	1.12	4.57	30	
Methylene chloride	0.9000	0.15	1	0	90.0	70	130	0.87	3.39	30	
o-Xylene	0.8300	0.15	1	0	83.0	70	130	0.79	4.94	30	
Propylene	0.9400	0.15	1	0	94.0	70	130	0.93	1.07	30	
Styrene	0.7800	0.15	1	0	78.0	70	130	0.75	3.92	30	
Tetrachloroethylene	0.9000	0.15	1	0	90.0	70	130	0.89	1.12	30	
Tetrahydrofuran	0.7100	0.15	1	0	71.0	70	130	0.87	20.3	30	
Toluene	0.7700	0.15	1	0	77.0	70	130	0.78	1.29	30	
trans-1,2-Dichloroethene	0.9400	0.15	1	0	94.0	70	130	0.95	1.06	30	
trans-1,3-Dichloropropene	0.8200	0.15	1	0	82.0	70	130	0.84	2.41	30	
Trichloroethene	0.8000	0.15	1	0	80.0	70	130	0.79	1.26	30	

Qualifiers:

- . Results reported are not blank corrected
- J Analyte detected at or below quantitation limits
- S Spike Recovery outside accepted recovery limits
- E Value above quantitation range
- ND Not Detected at the Reporting Limit
- H Holding times for preparation or analysis exceeded
- R RPD outside accepted recovery limits

Centek Laboratories, LLC

CLIENT: LaBella Associates, Pc
Work Order: C1007035
Project: 690 St. Paul St.

ANALYTICAL QC SUMMARY REPORT

TestCode: 1ugM3_TO15

Sample ID LCSD1UG-073010	SampType: LCSD	TestCode: 1ugM3_TO15	Units: ppbV	Prep Date:			RunNo: 3738		
Client ID: ZZZZZ	Batch ID: R3738	TestNo: TO-15		Analysis Date: 7/31/2010			SeqNo: 45959		

Analyte	Result	PQL	SPK value	SPK Ref Val	%REC	LowLimit	HighLimit	RPD Ref Val	%RPD	RPDLimit	Qual
Vinyl acetate	0.8300	0.15	1	0	83.0	70	130	1.23	38.8	30	R
Vinyl Bromide	0.8600	0.15	1	0	86.0	70	130	0.85	1.17	30	
Vinyl chloride	0.9100	0.15	1	0	91.0	70	130	0.86	5.65	30	

Qualifiers:
. Results reported are not blank corrected
J Analyte detected at or below quantitation limits
S Spike Recovery outside accepted recovery limits
E Value above quantitation range
ND Not Detected at the Reporting Limit
H Holding times for preparation or analysis exceeded
R RPD outside accepted recovery limits

Centek Laboratories, LLC

Centek Laboratories, LLC

Date: 10-Aug-10

CLIENT: LaBella Associates, Pc
Work Order: C1007035
Project: 690 St. Paul St.

ANALYTICAL QC SUMMARY REPORT

TestCode: 1ugM3_TO15

Sample ID	MB1UG-073010	SampType:	MBLK	TestCode:	1ugM3_TO15	Units:	ppbV	Prep Date:		RunNo:	3738
Client ID:	ZZZZZ	Batch ID:	R3738	TestNo:	TO-15			Analysis Date:	7/30/2010	SeqNo:	45957

Analyte	Result	PQL	SPK value	SPK Ref Val	%REC	LowLimit	HighLimit	RPD Ref Val	%RPD	RPDLimit	Qual
1,1,1-Trichloroethane	< 0.15	0.15									
1,1,2,2-Tetrachloroethane	< 0.15	0.15									
1,1,2-Trichloroethane	< 0.15	0.15									
1,1-Dichloroethane	< 0.15	0.15									
1,1-Dichloroethene	< 0.15	0.15									
1,2,4-Trichlorobenzene	< 0.15	0.15									
1,2,4-Trimethylbenzene	< 0.15	0.15									
1,2-Dibromoethane	< 0.15	0.15									
1,2-Dichlorobenzene	< 0.15	0.15									
1,2-Dichloroethane	< 0.15	0.15									
1,2-Dichloropropane	< 0.15	0.15									
1,3,5-Trimethylbenzene	< 0.15	0.15									
1,3-butadiene	< 0.15	0.15									
1,3-Dichlorobenzene	< 0.15	0.15									
1,4-Dichlorobenzene	< 0.15	0.15									
1,4-Dioxane	< 0.30	0.30									
2,2,4-trimethylpentane	< 0.15	0.15									
4-ethyltoluene	< 0.15	0.15									
Acetone	< 0.30	0.30									
Allyl chloride	< 0.15	0.15									
Benzene	< 0.15	0.15									
Benzyl chloride	< 0.15	0.15									
Bromodichloromethane	< 0.15	0.15									
Bromoform	< 0.15	0.15									
Bromomethane	< 0.15	0.15									
Carbon disulfide	< 0.15	0.15									
Carbon tetrachloride	< 0.15	0.15									
Chlorobenzene	< 0.15	0.15									
Chloroethane	< 0.15	0.15									

Qualifiers:

- . Results reported are not blank corrected
- J Analyte detected at or below quantitation limits
- S Spike Recovery outside accepted recovery limits
- E Value above quantitation range
- ND Not Detected at the Reporting Limit
- H Holding times for preparation or analysis exceeded
- R RPD outside accepted recovery limits

Centek Laboratories, LLC

CLIENT: LaBella Associates, Pc
Work Order: C1007035
Project: 690 St. Paul St.

ANALYTICAL QC SUMMARY REPORT

TestCode: 1ugM3_TO15

Sample ID	MB1UG-073010	SampType:	MBLK	TestCode:	1ugM3_TO15	Units:	ppbV	Prep Date:		RunNo:	3738
Client ID:	ZZZZZ	Batch ID:	R3738	TestNo:	TO-15			Analysis Date:	7/30/2010	SeqNo:	45957

Analyte	Result	PQL	SPK value	SPK Ref Val	%REC	LowLimit	HighLimit	RPD Ref Val	%RPD	RPDLimit	Qual
Chloroform	< 0.15	0.15									
Chloromethane	< 0.15	0.15									
cis-1,2-Dichloroethene	< 0.15	0.15									
cis-1,3-Dichloropropene	< 0.15	0.15									
Cyclohexane	< 0.15	0.15									
Dibromochloromethane	< 0.15	0.15									
Ethyl acetate	< 0.25	0.25									
Ethylbenzene	< 0.15	0.15									
Freon 11	< 0.15	0.15									
Freon 113	< 0.15	0.15									
Freon 114	< 0.15	0.15									
Freon 12	< 0.15	0.15									
Heptane	< 0.15	0.15									
Hexachloro-1,3-butadiene	< 0.15	0.15									
Hexane	< 0.15	0.15									
Isopropyl alcohol	< 0.15	0.15									
m&p-Xylene	< 0.30	0.30									
Methyl Butyl Ketone	< 0.30	0.30									
Methyl Ethyl Ketone	< 0.30	0.30									
Methyl Isobutyl Ketone	< 0.30	0.30									
Methyl tert-butyl ether	< 0.15	0.15									
Methylene chloride	< 0.15	0.15									
o-Xylene	< 0.15	0.15									
Propylene	< 0.15	0.15									
Styrene	< 0.15	0.15									
Tetrachloroethylene	< 0.15	0.15									
Tetrahydrofuran	< 0.15	0.15									
Toluene	< 0.15	0.15									
trans-1,2-Dichloroethene	< 0.15	0.15									
trans-1,3-Dichloropropene	< 0.15	0.15									
Trichloroethene	< 0.15	0.15									

Qualifiers:
- . Results reported are not blank corrected
- J Analyte detected at or below quantitation limits
- S Spike Recovery outside accepted recovery limits
- E Value above quantitation range
- ND Not Detected at the Reporting Limit
- H Holding times for preparation or analysis exceeded
- R RPD outside accepted recovery limits

Centek Laboratories, LLC

CLIENT: LaBella Associates, Pc
Work Order: C1007035
Project: 690 St. Paul St.

ANALYTICAL QC SUMMARY REPORT

TestCode: 1ugM3_TO15

Sample ID MB1UG-073010	SampType: MBLK	TestCode: 1ugM3_TO15	Units: ppbV	Prep Date:	RunNo: 3738
Client ID: ZZZZZ	Batch ID: R3738	TestNo: TO-15		Analysis Date: 7/30/2010	SeqNo: 45957

Analyte	Result	PQL	SPK value	SPK Ref Val	%REC	LowLimit	HighLimit	RPD Ref Val	%RPD	RPDLimit	Qual
Vinyl acetate	< 0.15	0.15									
Vinyl Bromide	< 0.15	0.15									
Vinyl chloride	< 0.15	0.15									

Sample ID MB1UG-080210	SampType: MBLK	TestCode: 1ugM3_TO15	Units: ppbV	Prep Date:	RunNo: 3739
Client ID: ZZZZZ	Batch ID: R3739	TestNo: TO-15		Analysis Date: 8/2/2010	SeqNo: 45980

Analyte	Result	PQL	SPK value	SPK Ref Val	%REC	LowLimit	HighLimit	RPD Ref Val	%RPD	RPDLimit	Qual
1,1,1-Trichloroethane	< 0.15	0.15									
1,1,2,2-Tetrachloroethane	< 0.15	0.15									
1,1,2-Trichloroethane	< 0.15	0.15									
1,1-Dichloroethane	< 0.15	0.15									
1,1-Dichloroethene	< 0.15	0.15									
1,2,4-Trichlorobenzene	< 0.15	0.15									
1,2,4-Trimethylbenzene	< 0.15	0.15									
1,2-Dibromoethane	< 0.15	0.15									
1,2 Dichlorobenzene	< 0.15	0.15									
1,2-Dichloroethane	< 0.15	0.15									
1,2-Dichloropropane	< 0.15	0.15									
1,3,5-Trimethylbenzene	< 0.15	0.15									
1,3-butadiene	< 0.15	0.15									
1,3-Dichlorobenzene	< 0.15	0.15									
1,4-Dichlorobenzene	< 0.15	0.15									
1,4-Dioxane	< 0.30 S	0.30									
2,2,4-trimethylpentane	< 0.15	0.15									
4-ethyltoluene	< 0.15	0.15									
Acetone	< 0.30	0.30									
Allyl chloride	< 0.15	0.15									
Benzene	< 0.15	0.15									
Benzyl chloride	< 0.15	0.15									

Qualifiers:

.	Results reported are not blank corrected	E	Value above quantitation range	H	Holding times for preparation or analysis exceeded
J	Analyte detected at or below quantitation limits	ND	Not Detected at the Reporting Limit	R	RPD outside accepted recovery limits
S	Spike Recovery outside accepted recovery limits				

CLIENT: LaBella Associates, Pc
Work Order: C1007035
Project: 690 St. Paul St.

ANALYTICAL QC SUMMARY REPORT

TestCode: 1ugM3_TO15

Sample ID	MB1UG-080210	SampType:	MBLK	TestCode:	1ugM3_TO15	Units:	ppbV	Prep Date:		RunNo:	3739
Client ID:	ZZZZZ	Batch ID:	R3739	TestNo:	TO-15			Analysis Date:	8/2/2010	SeqNo:	45980

Analyte	Result	PQL	SPK value	SPK Ref Val	%REC	LowLimit	HighLimit	RPD Ref Val	%RPD	RPDLimit	Qual
Bromodichloromethane	< 0.15	0.15									
Bromoform	< 0.15	0.15									
Bromomethane	< 0.15	0.15									
Carbon disulfide	< 0.15	0.15									
Carbon tetrachloride	< 0.15	0.15									
Chlorobenzene	< 0.15	0.15									
Chloroethane	< 0.15	0.15									
Chloroform	< 0.15	0.15									
Chloromethane	< 0.15	0.15									
cis-1,2-Dichloroethene	< 0.15	0.15									
cis-1,3-Dichloropropene	< 0.15	0.15									
Cyclohexane	< 0.15	0.15									
Dibromochloromethane	< 0.15	0.15									
Ethyl acetate	< 0.25	0.25									
Ethylbenzene	< 0.15	0.15									
Freon 11	< 0.15	0.15									
Freon 113	< 0.15	0.15									
Freon 114	< 0.15	0.15									
Freon 12	< 0.15	0.15									
Heptane	< 0.15	0.15									
Hexachloro-1,3-butadiene	< 0.15	0.15									
Hexane	< 0.15	0.15									
Isopropyl alcohol	< 0.15	0.15									
m&p-Xylene	< 0.30	0.30									
Methyl Butyl Ketone	< 0.30	0.30									
Methyl Ethyl Ketone	< 0.30	0.30									
Methyl Isobutyl Ketone	< 0.30	0.30									
Methyl tert-butyl ether	< 0.15	0.15									
Methylene chloride	< 0.15	0.15									
o-Xylene	< 0.15	0.15									
Propylene	< 0.15	0.15									

Qualifiers:

- . Results reported are not blank corrected
- J Analyte detected at or below quantitation limits
- S Spike Recovery outside accepted recovery limits
- E Value above quantitation range
- ND Not Detected at the Reporting Limit
- H Holding times for preparation or analysis exceeded
- R RPD outside accepted recovery limits

Centek Laboratories, LLC

CLIENT: LaBella Associates, Pc
Work Order: C1007035
Project: 690 St. Paul St.

ANALYTICAL QC SUMMARY REPORT

TestCode: 1ugM3_TO15

Sample ID	MB1UG-080210	SampType:	MBLK	TestCode:	1ugM3_TO15	Units:	ppbV	Prep Date:		RunNo:	3739
Client ID:	ZZZZZ	Batch ID:	R3739	TestNo:	TO-15			Analysis Date:	8/2/2010	SeqNo:	45980

Analyte	Result	PQL	SPK value	SPK Ref Val	%REC	LowLimit	HighLimit	RPD Ref Val	%RPD	RPDLimit	Qual
Styrene	< 0.15	0.15									
Tetrachloroethylene	< 0.15	0.15									
Tetrahydrofuran	< 0.15	0.15									
Toluene	< 0.15	0.15									
trans-1,2-Dichloroethene	< 0.15	0.15									
trans-1,3-Dichloropropene	< 0.15	0.15									
Trichloroethene	< 0.15	0.15									
Vinyl acetate	< 0.15	0.15									
Vinyl Bromide	< 0.15	0.15									
Vinyl chloride	< 0.15	0.15									

Qualifiers:
- . Results reported are not blank corrected
- B Value above quantitation range
- H Holding times for preparation or analysis exceeded
- J Analyte detected at or below quantitation limits
- ND Not Detected at the Reporting Limit
- R RPD outside accepted recovery limits
- S Spike Recovery outside accepted recovery limits

Centek Laboratories, LLC

Centek Laboratories, LLC

Date: *10-Aug-10*

CLIENT: LaBella Associates, Pc
Work Order: C1007035
Project: 690 St. Paul St.

ANALYTICAL QC SUMMARY REPORT

TestCode: 1ugM3_TO15

Sample ID	C1007035-007A MS	SampType:	MS	TestCode:	1ugM3_TO15	Units:	ppbV	Prep Date:		RunNo:	3738
Client ID:	AA MS/MSD	Batch ID:	R3738	TestNo:	TO-15			Analysis Date:	7/30/2010	SeqNo:	45978

Analyte	Result	PQL	SPK value	SPK Ref Val	%REC	LowLimit	HighLimit	RPD Ref Val	%RPD	RPDLimit	Qual
1,1,1-Trichloroethane	0.8800	0.15	1	0	88.0	70	130				
1,1,2,2-Tetrachloroethane	0.9600	0.15	1	0	96.0	70	130				
1,1,2-Trichloroethane	0.8700	0.15	1	0	87.0	70	130				
1,1-Dichloroethane	0.8300	0.15	1	0	83.0	70	130				
1,1-Dichloroethane	0.8300	0.15	1	0	83.0	70	130				
1,2,4-Trichlorobenzene	1.410	0.15	1	0	141	70	130				S
1,2,4-Trimethylbenzene	2.790	0.15	1	0.88	191	70	130				S
1,2-Dibromoethane	0.8600	0.15	1	0	86.0	70	130				
1,2-Dichlorobenzene	1.070	0.15	1	0	107	70	130				
1,2-Dichloroethane	0.8300	0.15	1	0	83.0	70	130				
1,2-Dichloropropane	0.9000	0.15	1	0	90.0	70	130				
1,3,5-Trimethylbenzene	1.400	0.15	1	0.22	118	70	130				
1,3-butadiene	1.110	0.15	1	0.28	83.0	70	130				
1,3-Dichlorobenzene	0.9800	0.15	1	0	98.0	70	130				
1,4-Dichlorobenzene	0.9900	0.15	1	0	99.0	70	130				
1,4-Dioxane	0.7000	0.30	1	0	70.0	70	130				
2,2,4-trimethylpentane	0.9500	0.15	1	0	95.0	70	130				
4-ethyltoluene	2.100	0.15	1	0.13	197	70	130				S
Acetone	18.21	0.30	1	16.56	165	70	130				S
Allyl chloride	0.9900	0.15	1	0	99.0	70	130				
Benzene	1.160	0.15	1	0.3	86.0	70	130				
Benzyl chloride	1.080	0.15	1	0	108	70	130				
Bromodichloromethane	0.8500	0.15	1	0	85.0	70	130				
Bromoform	0.7100	0.15	1	0	71.0	70	130				
Bromomethane	0.8500	0.15	1	0	85.0	70	130				
Carbon disulfide	0.9600	0.15	1	0.13	83.0	70	130				
Carbon tetrachloride	0.9300	0.15	1	0	93.0	70	130				
Chlorobenzene	0.7700	0.15	1	0	77.0	70	130				
Chloroethane	0.8200	0.15	1	0	82.0	70	130				

Qualifiers:

- . Results reported are not blank corrected
- J Analyte detected at or below quantitation limits
- S Spike Recovery outside accepted recovery limits
- E Value above quantitation range
- ND Not Detected at the Reporting Limit
- H Holding times for preparation or analysis exceeded
- R RPD outside accepted recovery limits

CLIENT: LaBella Associates, Pc
Work Order: C1007035
Project: 690 St. Paul St.

ANALYTICAL QC SUMMARY REPORT

TestCode: 1ugM3_TO15

Sample ID C1007035-007A MS	SampType: MS	TestCode: 1ugM3_TO15	Units: ppbV	Prep Date:		RunNo: 3738	
Client ID: AA MS/MSD	Batch ID: R3738	TestNo: TO-15		Analysis Date: 7/30/2010		SeqNo: 45978	

Analyte	Result	PQL	SPK value	SPK Ref Val	%REC	LowLimit	HighLimit	RPD Ref Val	%RPD	RPDLimit	Qual
Chloroform	0.8500	0.15	1	0	85.0	70	130				
Chloromethane	1.300	0.15	1	0.47	83.0	70	130				
cis-1,2-Dichloroethene	0.9300	0.15	1	0	93.0	70	130				
cis-1,3-Dichloropropene	0.8400	0.15	1	0	84.0	70	130				
Cyclohexane	1.110	0.15	1	0	111	70	130				
Dibromochloromethane	0.8300	0.15	1	0	83.0	70	130				
Ethyl acetate	1.280	0.25	1	0.28	100	70	130				
Ethylbenzene	1.080	0.15	1	0.12	96.0	70	130				
Freon 11	1.090	0.15	1	0.25	84.0	70	130				
Freon 113	0.9400	0.15	1	0	94.0	70	130				
Freon 114	0.9300	0.15	1	0	93.0	70	130				
Freon 12	1.320	0.15	1	0.55	77.0	70	130				
Heptane	1.470	0.15	1	0.36	111	70	130				
Hexachloro-1,3-butadiene	1.220	0.15	1	0	122	70	130				
Hexane	1.240	0.15	1	0	124	70	130				
Isopropyl alcohol	1.690	0.15	1	1.03	66.0	70	130				S
m&p-Xylene	2.300	0.30	2	0.34	98.0	70	130				
Methyl Butyl Ketone	0.7900	0.30	1	0	79.0	70	130				
Methyl Ethyl Ketone	1.730	0.30	1	0.67	106	70	130				
Methyl Isobutyl Ketone	0.8100	0.30	1	0	81.0	70	130				
Methyl tert-butyl ether	1.050	0.15	1	0	105	70	130				
Methylene chloride	2.240	0.15	1	1.04	120	70	130				
o-Xylene	1.180	0.15	1	0.17	101	70	130				
Propylene	1.590	0.15	1	0	159	70	130				S
Styrene	1.020	0.15	1	0	102	70	130				
Tetrachloroethylene	0.9900	0.15	1	0	99.0	70	130				
Tetrahydrofuran	0.9100	0.15	1	0	91.0	70	130				
Toluene	1.720	0.15	1	0.74	98.0	70	130				
trans-1,2-Dichloroethene	0.8500	0.15	1	0	85.0	70	130				
trans-1,3-Dichloropropene	0.9300	0.15	1	0	93.0	70	130				
Trichloroethene	1.260	0.15	1	0.26	100	70	130				

Qualifiers:

- . Results reported are not blank corrected
- J Analyte detected at or below quantitation limits
- S Spike Recovery outside accepted recovery limits
- E Value above quantitation range
- ND Not Detected at the Reporting Limit
- H Holding times for preparation or analysis exceeded
- R RPD outside accepted recovery limits

CLIENT: LaBella Associates, Pc
Work Order: C1007035
Project: 690 St. Paul St.

ANALYTICAL QC SUMMARY REPORT

TestCode: 1ugM3_TO15

Sample ID C1007035-007A MS	SampType: MS	TestCode: 1ugM3_TO15	Units: ppbV	Prep Date:	RunNo: 3738
Client ID: AA MS/MSD	Batch ID: R3738	TestNo: TO-15		Analysis Date: 7/30/2010	SeqNo: 45978

Analyte	Result	PQL	SPK value	SPK Ref Val	%REC	LowLimit	HighLimit	RPD Ref Val	%RPD	RPDLimit	Qual
Vinyl acetate	0.9000	0.15	1	0	90.0	70	130				
Vinyl Bromide	0.8500	0.15	1	0	85.0	70	130				
Vinyl chloride	0.8800	0.15	1	0	88.0	70	130				

Sample ID C1007035-007A MS	SampType: MSD	TestCode: 1ugM3_TO15	Units: ppbV	Prep Date:	RunNo: 3738
Client ID: AA MS/MSD	Batch ID: R3738	TestNo: TO-15		Analysis Date: 7/31/2010	SeqNo: 45979

Analyte	Result	PQL	SPK value	SPK Ref Val	%REC	LowLimit	HighLimit	RPD Ref Val	%RPD	RPDLimit	Qual
1,1,1-Trichloroethane	0.8700	0.15	1	0	87.0	70	130	0.88	1.14	30	
1,1,2,2-Tetrachloroethane	0.8700	0.15	1	0	87.0	70	130	0.96	9.84	30	
1,1,2-Trichloroethane	0.9000	0.15	1	0	90.0	70	130	0.87	3.39	30	
1,1-Dichloroethane	0.8500	0.15	1	0	85.0	70	130	0.83	2.38	30	
1,1-Dichloroethene	0.8700	0.15	1	0	87.0	70	130	0.83	4.71	30	
1,2,4-Trichlorobenzene	1.250	0.15	1	0	125	70	130	1.41	12.0	30	
1,2,4-Trimethylbenzene	2.670	0.15	1	0.88	179	70	130	2.79	4.40	30	S
1,2-Dibromoethane	0.8100	0.15	1	0	81.0	70	130	0.86	5.99	30	
1,2-Dichlorobenzene	1.010	0.15	1	0	101	70	130	1.07	5.77	30	
1,2-Dichloroethane	0.8500	0.15	1	0	85.0	70	130	0.83	2.38	30	
1,2-Dichloropropane	0.9000	0.15	1	0	90.0	70	130	0.9	0	30	
1,3,5-Trimethylbenzene	1.280	0.15	1	0.22	106	70	130	1.4	8.96	30	
1,3-butadiene	1.190	0.15	1	0.28	91.0	70	130	1.11	6.96	30	
1,3-Dichlorobenzene	0.9800	0.15	1	0	98.0	70	130	0.98	0	30	
1,4-Dichlorobenzene	0.8900	0.15	1	0	89.0	70	130	0.99	10.6	30	
1,4-Dioxane	0.7400	0.30	1	0	74.0	70	130	0.7	5.56	30	
2,2,4-trimethylpentane	0.9900	0.15	1	0	99.0	70	130	0.95	4.12	30	
4-ethyltoluene	2.040	0.15	1	0.13	191	70	130	2.1	2.90	30	S
Acetone	20.14	0.30	1	16.56	358	70	130	18.21	10.1	30	S
Allyl chloride	0.7800	0.15	1	0	78.0	70	130	0.99	23.7	30	
Benzene	1.180	0.15	1	0.3	88.0	70	130	1.16	1.71	30	
Benzyl chloride	1.000	0.15	1	0	100	70	130	1.08	7.69	30	

Qualifiers:
. Results reported are not blank corrected
J Analyte detected at or below quantitation limits
S Spike Recovery outside accepted recovery limits
B Value above quantitation range
ND Not Detected at the Reporting Limit
H Holding times for preparation or analysis exceeded
R RPD outside accepted recovery limits

Centek Laboratories, LLC

CLIENT: LaBella Associates, Pc
Work Order: C1007035
Project: 690 St. Paul St.

ANALYTICAL QC SUMMARY REPORT

TestCode: 1ugM3_TO15

Sample ID	C1007035-007A MS	SampType:	MSD	TestCode:	1ugM3_TO15	Units:	ppbV	Prep Date:		RunNo:	3738
Client ID:	AA MS/MSD	Batch ID:	R3738	TestNo:	TO-15			Analysis Date:	7/31/2010	SeqNo:	45979

Analyte	Result	PQL	SPK value	SPK Ref Val	%REC	LowLimit	HighLimit	RPD Ref Val	%RPD	RPDLimit	Qual
Bromodichloromethane	0.8300	0.15	1	0	83.0	70	130	0.85	2.38	30	
Bromoform	0.6600	0.15	1	0	66.0	70	130	0.71	7.30	30	S
Bromomethane	0.9200	0.15	1	0	92.0	70	130	0.85	7.91	30	
Carbon disulfide	0.9200	0.15	1	0.13	79.0	70	130	0.98	4.26	30	
Carbon tetrachloride	0.9300	0.15	1	0	93.0	70	130	0.93	0	30	
Chlorobenzene	0.8100	0.15	1	0	81.0	70	130	0.77	5.06	30	
Chloroethane	0.9600	0.15	1	0	96.0	70	130	0.82	15.7	30	
Chloroform	0.8700	0.15	1	0	87.0	70	130	0.85	2.33	30	
Chloromethane	1.370	0.15	1	0.47	90.0	70	130	1.3	5.24	30	
cis-1,2-Dichloroethene	1.030	0.15	1	0	103	70	130	0.93	10.2	30	
cis-1,3-Dichloropropene	0.8800	0.15	1	0	88.0	70	130	0.84	4.65	30	
Cyclohexane	1.100	0.15	1	0	110	70	130	1.11	0.905	30	
Dibromochloromethane	0.7700	0.15	1	0	77.0	70	130	0.83	7.50	30	
Ethyl acetate	1.250	0.25	1	0.28	97.0	70	130	1.28	2.37	30	
Ethylbenzene	1.120	0.15	1	0.12	100	70	130	1.08	3.64	30	
Freon 11	1.120	0.15	1	0.25	87.0	70	130	1.09	2.71	30	
Freon 113	0.9400	0.15	1	0	94.0	70	130	0.94	0	30	
Freon 114	0.9700	0.15	1	0	97.0	70	130	0.93	4.21	30	
Freon 12	1.420	0.15	1	0.55	87.0	70	130	1.32	7.30	30	
Heptane	1.540	0.15	1	0.36	118	70	130	1.47	4.65	30	
Hexachloro-1,3-butadiene	1.130	0.15	1	0	113	70	130	1.22	7.66	30	
Hexane	1.250	0.15	1	0	125	70	130	1.24	0.803	30	
Isopropyl alcohol	1.820	0.15	1	1.03	79.0	70	130	1.59	13.5	30	
m&p-Xylene	2.220	0.30	2	0.34	94.0	70	130	2.3	3.54	30	
Methyl Butyl Ketone	0.8500	0.30	1	0	85.0	70	130	0.79	7.32	30	
Methyl Ethyl Ketone	1.670	0.30	1	0.67	100	70	130	1.73	3.53	30	
Methyl Isobutyl Ketone	0.9100	0.30	1	0	91.0	70	130	0.81	11.6	30	
Methyl tert-butyl ether	1.060	0.15	1	0	106	70	130	1.05	0.948	30	
Methylene chloride	2.540	0.15	1	1.04	150	70	130	2.24	12.6	30	S
o-Xylene	1.180	0.15	1	0.17	101	70	130	1.18	0	30	
Propylene	2.030	0.15	1	0	203	70	130	1.59	24.3	30	S

Qualifiers:

- . Results reported are not blank corrected
- J Analyte detected at or below quantitation limits
- S Spike Recovery outside accepted recovery limits
- E Value above quantitation range
- ND Not Detected at the Reporting Limit
- H Holding times for preparation or analysis exceeded
- R RPD outside accepted recovery limits

Centek Laboratories, LLC

CLIENT: LaBella Associates, Pc
Work Order: C1007035
Project: 690 St. Paul St.

ANALYTICAL QC SUMMARY REPORT

TestCode: 1ugM3_TO15

Sample ID	C1007035-007A MS	SampType:	MSD	TestCode:	1ugM3_TO15	Units:	ppbV	Prep Date:		RunNo:	3738
Client ID:	AA MS/MSD	Batch ID:	R3738	TestNo:	TO-15			Analysis Date:	7/31/2010	SeqNo:	45979

Analyte	Result	PQL	SPK value	SPK Ref Val	%REC	LowLimit	HighLimit	RPD Ref Val	%RPD	RPDLimit	Qual
Styrene	1.040	0.15	1	0	104	70	130	1.02	1.94	30	
Tetrachloroethylene	1.010	0.15	1	0	101	70	130	0.99	2.00	30	
Tetrahydrofuran	0.8600	0.15	1	0	86.0	70	130	0.91	5.65	30	
Toluene	1.730	0.15	1	0.74	99.0	70	130	1.72	0.580	30	
trans-1,2-Dichloroethene	0.8500	0.15	1	0	85.0	70	130	0.85	0	30	
trans-1,3-Dichloropropene	0.9500	0.15	1	0	95.0	70	130	0.93	2.13	30	
Trichloroethene	1.460	0.15	1	0.26	119	70	130	1.26	14.0	30	
Vinyl acetate	0.8900	0.15	1	0	89.0	70	130	0.9	1.12	30	
Vinyl Bromide	0.9200	0.15	1	0	92.0	70	130	0.85	7.91	30	
Vinyl chloride	0.9900	0.15	1	0	99.0	70	130	0.88	11.8	30	

Qualifiers:

.	Results reported are not blank corrected	E	Value above quantitation range	H	Holding times for preparation or analysis exceeded
J	Analyte detected at or below quantitation limits	ND	Not Detected at the Reporting Limit	R	RPD outside accepted recovery limits
S	Spike Recovery outside accepted recovery limits				

Data Usability Summary Report

LaBella Project 208492
690 St Paul St

Client
Genesee Valley Real Estate

Laboratory Data Set
Centek Laboratories, LLC # C1007034
November 4, 2010

Sample Date

July 26, 2010

Prepared by

Jodi Zimmerman, B.S.
Vali-Data of WNY, LLC
1514 Davis Rd.
West Falls, NY 14170

DELIVERABLES

This Data Usability Summary Report (DUSR) was prepared by evaluating the analytical data package for LaBella Associates, PC, #208492, Centek Laboratories, LLC ID C1007034, submitted to Vali-Data of WNY, LLC on November 3, 2010. This DUSR has been prepared in general compliance with NYSDEC Analytical Services Protocol and USEPA National Functional Guidelines. The laboratory performed the analysis using Compendium of Methods for the Determination of Toxic Organic Compounds, Compendium Method TO-15, January 1999.

ORGANICS

The following items/criteria were reviewed for this report:

- Data Completeness
- Narrative and Data Reporting Forms
- Chain-of-Custody and Traffic Reports
- Holding Times
- Internal Standard (IS) Area Performance
- Surrogate Spike Recoveries
- Method Blank
- Laboratory Control Samples
- MS/MSD
- Compound Quantitation
- Initial Calibration
- Continuing Calibration
- GC/MS Tuning
- Canister Certification Blanks

The items listed above were technically in compliance with the method and SOP criteria with the exceptions discussed in the text below. The data have been reviewed according to the procedures outlined above and qualified accordingly.

OVERALL EVALUATION OF DATA AND POTENTIAL USABILITY ISSUES

The data are acceptable for use. Minor issues, not affecting the usability of the data, are described in the laboratories 'Corrective Action Reports' and are outlined below.
Updated pages are included per Narrative and Data Reporting Forms, below.

DATA COMPLETENESS

All criteria were met.

NARRATIVE AND DATA REPORTING FORMS

All criteria were met except two canisters and regulators were not included in the Bottle Order form. The %Rec of Bromofluorobenzene was recorded incorrectly on the 'QC Summary Report' for the initial run for samples Room 134 and Room 1070. The incorrect tune evaluation was included in the original package. Tune AH07303 was used, not tune AH073002. A page of the standards log was not included in the original package. Updated pages are attached.

CHAIN OF CUSTODY AND TRAFFIC REPORTS

All criteria were met except the 'Vacuum start/stop' data was the time of stop and start of the collection of sample. This does not affect the usability of the data.

HOLDING TIMES

All holding times for the samples were met.

INTERNAL STANDARD (IS)

The IS did meet criteria for all samples.

SURROGATE SPIKE RECOVERIES

All criteria were met except the %Rec of Bromofluorobenzene was outside the QC limits in samples Room 134, Room 1070 and Room 1070MS.

METHOD BLANK

All the criteria were met.

FIELD AND TRIP BLANKS

All criteria were met.

FIELD DUPLICATE SAMPLE PRECISION

All criteria were met for the field duplicate except Cyclohexane was detected in Room 117Dup, Methyl butyl Ketone was detected in Room 117 and the concentration of Toluene was almost 10x greater in Room 117.

Cyclohexane was detected in Room 1070. Freon 114, Isopropyl alcohol and Tetrachloroethene were detected in sample Room 1070MS/MSD. Toluene was approximately 30x greater in Room 1070 then in Room 1070MS/MSD.

LABORATORY CONTROL SAMPLES

All criteria were met except the %Rec of 1,4-Dioxane in LCSD1UG-073010 was outside QC limits.

The %RPD of 1,4-Dioxane, Ethyl acetate, Methyl ethyl Ketone and Vinyl acetate were outside QC limits.

MS/MSD

All criteria were met except the %Rec of several target analytes were outside QC limits, low, in Room 1070MS/MSD and should be qualified as estimated in Room 1070MS/MSD and Room 1070. The %RPD of Tetrahydrofuran was outside QC limits.

The reference numbers recorded for the detected target analytes used to calculate %Rec are from the original run of sample Room 1070MS/MSD with a dilution factor of 1.

COMPOUND QUANTITATION

All criteria were met except where indicated above in Surrogate Recoveries.

INITIAL CALIBRATION

All criteria were met.

CONTINUING CALIBRATION

All criteria were met.

GC/MS TUNING

All criteria were met.

CANISTER CERIFICATION BLANKS

All criteria were met except where indicated above in Narrative and Reporting Forms.

Centek Laboratories

Analytical Report

Date: *10-Aug-10*

CLIENT:	LaBella Associates, Pc	**Client Sample ID:**	Room 134
Lab Order:	C1007034	**Tag Number:**	01182, 00550
Project:	690 St. Paul	**Collection Date:**	7/26/2010
Lab ID:	C1007034-001A	**Matrix:**	AIR

Analyses	Result	**Limit	Qual	Units	DF	Date Analyzed
1UG/M3 W/ 0.25UG/M3 CT-TCE-VC		**TO-15**				Analyst: **RJP**
1,1,1-Trichloroethane	1.4	0.83		ug/m3	1	7/30/2010 4:13:00 PM
1,1,2,2-Tetrachloroethane	< 1.0	1.0		ug/m3	1	7/30/2010 4:13:00 PM
1,1,2-Trichloroethane	< 0.83	0.83		ug/m3	1	7/30/2010 4:13:00 PM
1,1-Dichloroethane	< 0.62	0.62		ug/m3	1	7/30/2010 4:13:00 PM
1,1-Dichloroethene	< 0.60	0.60		ug/m3	1	7/30/2010 4:13:00 PM
1,2,4-Trichlorobenzene	< 1.1	1.1		ug/m3	1	7/30/2010 4:13:00 PM
1,2,4-Trimethylbenzene	9.7	0.75		ug/m3	1	7/30/2010 4:13:00 PM
1,2-Dibromoethane	< 1.2	1.2		ug/m3	1	7/30/2010 4:13:00 PM
1,2-Dichlorobenzene	< 0.92	0.92		ug/m3	1	7/30/2010 4:13:00 PM
1,2-Dichloroethane	< 0.62	0.62		ug/m3	1	7/30/2010 4:13:00 PM
1,2-Dichloropropane	< 0.70	0.70		ug/m3	1	7/30/2010 4:13:00 PM
1,3,5-Trimethylbenzene	2.6	0.75		ug/m3	1	7/30/2010 4:13:00 PM
1,3-butadiene	< 0.34	0.34		ug/m3	1	7/30/2010 4:13:00 PM
1,3-Dichlorobenzene	< 0.92	0.92		ug/m3	1	7/30/2010 4:13:00 PM
1,4-Dichlorobenzene	< 0.92	0.92		ug/m3	1	7/30/2010 4:13:00 PM
1,4-Dioxane	< 1.1	1.1		ug/m3	1	7/30/2010 4:13:00 PM
2,2,4-trimethylpentane	< 0.71	0.71		ug/m3	1	7/30/2010 4:13:00 PM
4-ethyltoluene	2.0	0.75		ug/m3	1	7/30/2010 4:13:00 PM
Acetone	110	14		ug/m3	20	7/31/2010 7:36:00 AM
Allyl chloride	< 0.48	0.48		ug/m3	1	7/30/2010 4:13:00 PM
Benzene	1.4	0.49		ug/m3	1	7/30/2010 4:13:00 PM
Benzyl chloride	< 0.88	0.88		ug/m3	1	7/30/2010 4:13:00 PM
Bromodichloromethane	< 1.0	1.0		ug/m3	1	7/30/2010 4:13:00 PM
Bromoform	< 1.6	1.6		ug/m3	1	7/30/2010 4:13:00 PM
Bromomethane	< 0.59	0.59		ug/m3	1	7/30/2010 4:13:00 PM
Carbon disulfide	0.73	0.47		ug/m3	1	7/30/2010 4:13:00 PM
Carbon tetrachloride	0.51	0.26		ug/m3	1	7/30/2010 4:13:00 PM
Chlorobenzene	< 0.70	0.70		ug/m3	1	7/30/2010 4:13:00 PM
Chloroethane	< 0.40	0.40		ug/m3	1	7/30/2010 4:13:00 PM
Chloroform	0.99	0.74		ug/m3	1	7/30/2010 4:13:00 PM
Chloromethane	< 0.31	0.31		ug/m3	1	7/30/2010 4:13:00 PM
cis-1,2-Dichloroethene	1.2	0.60		ug/m3	1	7/30/2010 4:13:00 PM
cis-1,3-Dichloropropene	< 0.69	0.69		ug/m3	1	7/30/2010 4:13:00 PM
Cyclohexane	< 0.52	0.52		ug/m3	1	7/30/2010 4:13:00 PM
Dibromochloromethane	< 1.3	1.3		ug/m3	1	7/30/2010 4:13:00 PM
Ethyl acetate	5.3	0.92		ug/m3	1	7/30/2010 4:13:00 PM
Ethylbenzene	2.7	0.66		ug/m3	1	7/30/2010 4:13:00 PM
Freon 11	1.3	0.86		ug/m3	1	7/30/2010 4:13:00 PM

Qualifiers:

**	Reporting Limit	.	Results reported are not blank corrected
B	Analyte detected in the associated Method Blank	E	Value above quantitation range
H	Holding times for preparation or analysis exceeded	J	Analyte detected at or below quantitation limits
JN	Non-routine analyte. Quantitation estimated.	ND	Not Detected at the Reporting Limit
S	Spike Recovery outside accepted recovery limits		

Centek Laboratories

Analytical Report

Date: *10-Aug-10*

CLIENT:	LaBella Associates, Pc	**Client Sample ID:**	Room 134
Lab Order:	C1007034	**Tag Number:**	01182, 00550
Project:	690 St. Paul	**Collection Date:**	7/26/2010
Lab ID:	C1007034-001A	**Matrix:**	AIR

Analyses	Result	**Limit	Qual	Units	DF	Date Analyzed
1UG/M3 W/ 0.25UG/M3 CT-TCE-VC		TO-15				Analyst: RJP
Freon 113	< 1.2	1.2		ug/m3	1	7/30/2010 4:13:00 PM
Freon 114	9.5	1.1		ug/m3	1	7/30/2010 4:13:00 PM
Freon 12	2.4	0.75		ug/m3	1	7/30/2010 4:13:00 PM
Heptane	3.7	0.62		ug/m3	1	7/30/2010 4:13:00 PM
Hexachloro-1,3-butadiene	< 1.6	1.6		ug/m3	1	7/30/2010 4:13:00 PM
Hexane	5.4	0.54		ug/m3	1	7/30/2010 4:13:00 PM
Isopropyl alcohol	49	7.5		ug/m3	20	7/31/2010 7:36:00 AM
m&p-Xylene	7.6	1.3		ug/m3	1	7/30/2010 4:13:00 PM
Methyl Butyl Ketone	< 1.2	1.2		ug/m3	1	7/30/2010 4:13:00 PM
Methyl Ethyl Ketone	5.4	0.90		ug/m3	1	7/30/2010 4:13:00 PM
Methyl Isobutyl Ketone	< 1.2	1.2		ug/m3	1	7/30/2010 4:13:00 PM
Methyl tert-butyl ether	< 0.55	0.55		ug/m3	1	7/30/2010 4:13:00 PM
Methylene chloride	3.3	0.53		ug/m3	1	7/30/2010 4:13:00 PM
o-Xylene	3.1	0.66		ug/m3	1	7/30/2010 4:13:00 PM
Propylene	< 0.26	0.26		ug/m3	1	7/30/2010 4:13:00 PM
Styrene	< 0.65	0.65		ug/m3	1	7/30/2010 4:13:00 PM
Tetrachloroethylene	< 1.0	1.0		ug/m3	1	7/30/2010 4:13:00 PM
Tetrahydrofuran	< 0.45	0.45		ug/m3	1	7/30/2010 4:13:00 PM
Toluene	15	11		ug/m3	20	7/31/2010 7:36:00 AM
trans-1,2-Dichloroethene	< 0.60	0.60		ug/m3	1	7/30/2010 4:13:00 PM
trans-1,3-Dichloropropene	< 0.69	0.69		ug/m3	1	7/30/2010 4:13:00 PM
Trichloroethene	3.9	0.22		ug/m3	1	7/30/2010 4:13:00 PM
Vinyl acetate	< 0.54	0.54		ug/m3	1	7/30/2010 4:13:00 PM
Vinyl Bromide	< 0.67	0.67		ug/m3	1	7/30/2010 4:13:00 PM
Vinyl chloride	< 0.10	0.10		ug/m3	1	7/30/2010 4:13:00 PM

Qualifiers:

**	Reporting Limit	.	Results reported are not blank corrected
B	Analyte detected in the associated Method Blank	E	Value above quantitation range
H	Holding times for preparation or analysis exceeded	J	Analyte detected at or below quantitation limits
JN	Non-routine analyte. Quantitation estimated.	ND	Not Detected at the Reporting Limit
S	Spike Recovery outside accepted recovery limits		

Centek Laboratories

Analytical Report
Date: *10-Aug-10*

CLIENT:	LaBella Associates, Pc	**Client Sample ID:**	Room 1070
Lab Order:	C1007034	**Tag Number:**	01162,00662
Project:	690 St. Paul	**Collection Date:**	7/26/2010
Lab ID:	C1007034-002A	**Matrix:**	AIR

Analyses	Result	**Limit	Qual	Units	DF	Date Analyzed
1UG/M3 W/ 0.25UG/M3 CT-TCE-VC		**TO-15**				Analyst: **RJP**
1,1,1-Trichloroethane	3.1	0.83		ug/m3	1	7/30/2010 4:52:00 PM
1,1,2,2-Tetrachloroethane	< 1.0	1.0		ug/m3	1	7/30/2010 4:52:00 PM
1,1,2-Trichloroethane	< 0.83	0.83		ug/m3	1	7/30/2010 4:52:00 PM
1,1-Dichloroethane	< 0.62	0.62		ug/m3	1	7/30/2010 4:52:00 PM
1,1-Dichloroethene	< 0.60	0.60		ug/m3	1	7/30/2010 4:52:00 PM
1,2,4-Trichlorobenzene	< 1.1	1.1		ug/m3	1	7/30/2010 4:52:00 PM
1,2,4-Trimethylbenzene	11	15	J	ug/m3	20	7/31/2010 8:12:00 AM
1,2-Dibromoethane	< 1.2	1.2		ug/m3	1	7/30/2010 4:52:00 PM
1,2-Dichlorobenzene	< 0.92	0.92		ug/m3	1	7/30/2010 4:52:00 PM
1,2-Dichloroethane	< 0.62	0.62		ug/m3	1	7/30/2010 4:52:00 PM
1,2-Dichloropropane	< 0.70	0.70		ug/m3	1	7/30/2010 4:52:00 PM
1,3,5-Trimethylbenzene	4.6	0.75		ug/m3	1	7/30/2010 4:52:00 PM
1,3-butadiene	< 0.34	0.34		ug/m3	1	7/30/2010 4:52:00 PM
1,3-Dichlorobenzene	< 0.92	0.92		ug/m3	1	7/30/2010 4:52:00 PM
1,4-Dichlorobenzene	< 0.92	0.92		ug/m3	1	7/30/2010 4:52:00 PM
1,4-Dioxane	< 1.1	1.1		ug/m3	1	7/30/2010 4:52:00 PM
2,2,4-trimethylpentane	1.9	0.71		ug/m3	1	7/30/2010 4:52:00 PM
4-ethyltoluene	2.1	0.75		ug/m3	1	7/30/2010 4:52:00 PM
Acetone	55	14		ug/m3	20	7/31/2010 8:12:00 AM
Allyl chloride	< 0.48	0.48		ug/m3	1	7/30/2010 4:52:00 PM
Benzene	3.1	0.49		ug/m3	1	7/30/2010 4:52:00 PM
Benzyl chloride	< 0.88	0.88		ug/m3	1	7/30/2010 4:52:00 PM
Bromodichloromethane	< 1.0	1.0		ug/m3	1	7/30/2010 4:52:00 PM
Bromoform	< 1.6	1.6		ug/m3	1	7/30/2010 4:52:00 PM
Bromomethane	< 0.59	0.59		ug/m3	1	7/30/2010 4:52:00 PM
Carbon disulfide	0.47	0.47		ug/m3	1	7/30/2010 4:52:00 PM
Carbon tetrachloride	0.51	0.26		ug/m3	1	7/30/2010 4:52:00 PM
Chlorobenzene	< 0.70	0.70		ug/m3	1	7/30/2010 4:52:00 PM
Chloroethane	< 0.40	0.40		ug/m3	1	7/30/2010 4:52:00 PM
Chloroform	1.1	0.74		ug/m3	1	7/30/2010 4:52:00 PM
Chloromethane	< 0.31	0.31		ug/m3	1	7/30/2010 4:52:00 PM
cis-1,2-Dichloroethene	1.8	0.60		ug/m3	1	7/30/2010 4:52:00 PM
cis-1,3-Dichloropropene	< 0.69	0.69		ug/m3	1	7/30/2010 4:52:00 PM
Cyclohexane	< 0.52	0.52		ug/m3	1	7/30/2010 4:52:00 PM
Dibromochloromethane	< 1.3	1.3		ug/m3	1	7/30/2010 4:52:00 PM
Ethyl acetate	3.5	0.92		ug/m3	1	7/30/2010 4:52:00 PM
Ethylbenzene	4.2	0.66		ug/m3	1	7/30/2010 4:52:00 PM
Freon 11	1.4	0.86		ug/m3	1	7/30/2010 4:52:00 PM

Qualifiers:

**	Reporting Limit	.	Results reported are not blank corrected
B	Analyte detected in the associated Method Blank	E	Value above quantitation range
H	Holding times for preparation or analysis exceeded	J	Analyte detected at or below quantitation limits
JN	Non-routine analyte. Quantitation estimated.	ND	Not Detected at the Reporting Limit
S	Spike Recovery outside accepted recovery limits		

Centek Laboratories

Analytical Report
Date: *10-Aug-10*

CLIENT:	LaBella Associates, Pc	**Client Sample ID:**	Room 1070
Lab Order:	C1007034	**Tag Number:**	01162,00662
Project:	690 St. Paul	**Collection Date:**	7/26/2010
Lab ID:	C1007034-002A	**Matrix:**	AIR

Analyses	Result	**Limit	Qual	Units	DF	Date Analyzed
1UG/M3 W/ 0.25UG/M3 CT-TCE-VC		**TO-15**				Analyst: **RJP**
Freon 113	< 1.2	1.2		ug/m3	1	7/30/2010 4:52:00 PM
Freon 114	< 1.1	1.1		ug/m3	1	7/30/2010 4:52:00 PM
Freon 12	2.6	0.75		ug/m3	1	7/30/2010 4:52:00 PM
Heptane	4.4	0.62		ug/m3	1	7/30/2010 4:52:00 PM
Hexachloro-1,3-butadiene	< 1.6	1.6		ug/m3	1	7/30/2010 4:52:00 PM
Hexane	8.2	0.54		ug/m3	1	7/30/2010 4:52:00 PM
Isopropyl alcohol	< 0.37	0.37		ug/m3	1	7/30/2010 4:52:00 PM
m&p-Xylene	15	1.3		ug/m3	1	7/30/2010 4:52:00 PM
Methyl Butyl Ketone	< 1.2	1.2		ug/m3	1	7/30/2010 4:52:00 PM
Methyl Ethyl Ketone	< 0.90	0.90		ug/m3	1	7/30/2010 4:52:00 PM
Methyl Isobutyl Ketone	< 1.2	1.2		ug/m3	1	7/30/2010 4:52:00 PM
Methyl tert-butyl ether	< 0.55	0.55		ug/m3	1	7/30/2010 4:52:00 PM
Methylene chloride	7.5	0.53		ug/m3	1	7/30/2010 4:52:00 PM
o-Xylene	5.7	0.66		ug/m3	1	7/30/2010 4:52:00 PM
Propylene	< 0.26	0.26		ug/m3	1	7/30/2010 4:52:00 PM
Styrene	< 0.65	0.65		ug/m3	1	7/30/2010 4:52:00 PM
Tetrachloroethylene	< 1.0	1.0		ug/m3	1	7/30/2010 4:52:00 PM
Tetrahydrofuran	< 0.45	0.45		ug/m3	1	7/30/2010 4:52:00 PM
Toluene	390	11		ug/m3	20	7/31/2010 8:12:00 AM
trans-1,2-Dichloroethene	< 0.60	0.60		ug/m3	1	7/30/2010 4:52:00 PM
trans-1,3-Dichloropropene	< 0.69	0.69		ug/m3	1	7/30/2010 4:52:00 PM
Trichloroethene	4.9	0.22		ug/m3	1	7/30/2010 4:52:00 PM
Vinyl acetate	< 0.54	0.54		ug/m3	1	7/30/2010 4:52:00 PM
Vinyl Bromide	< 0.67	0.67		ug/m3	1	7/30/2010 4:52:00 PM
Vinyl chloride	< 0.10	0.10		ug/m3	1	7/30/2010 4:52:00 PM

Qualifiers:	**	Reporting Limit	.	Results reported are not blank corrected
	B	Analyte detected in the associated Method Blank	E	Value above quantitation range
	H	Holding times for preparation or analysis exceeded	J	Analyte detected at or below quantitation limits
	JN	Non-routine analyte. Quantitation estimated.	ND	Not Detected at the Reporting Limit
	S	Spike Recovery outside accepted recovery limits		

Centek Laboratories

Analytical Report

Date: *10-Aug-10*

CLIENT:	LaBella Associates, Pc	**Client Sample ID:**	Room 1070 MS/MSD
Lab Order:	C1007034	**Tag Number:**	1114,00627
Project:	690 St. Paul	**Collection Date:**	7/26/2010
Lab ID:	C1007034-003A	**Matrix:**	AIR

Analyses	Result	**Limit	Qual	Units	DF	Date Analyzed
1UG/M3 W/ 0.25UG/M3 CT-TCE-VC		**TO-15**				Analyst: **RJP**
1,1,1-Trichloroethane	3.2	0.83		ug/m3	1	7/30/2010 5:30:00 PM
1,1,2,2-Tetrachloroethane	< 1.0	1.0		ug/m3	1	7/30/2010 5:30:00 PM
1,1,2-Trichloroethane	< 0.83	0.83		ug/m3	1	7/30/2010 5:30:00 PM
1,1-Dichloroethane	< 0.62	0.62		ug/m3	1	7/30/2010 5:30:00 PM
1,1-Dichloroethene	< 0.60	0.60		ug/m3	1	7/30/2010 5:30:00 PM
1,2,4-Trichlorobenzene	< 1.1	1.1		ug/m3	1	7/30/2010 5:30:00 PM
1,2,4-Trimethylbenzene	9.0	7.5		ug/m3	10	7/30/2010 7:16:00 PM
1,2-Dibromoethane	< 1.2	1.2		ug/m3	1	7/30/2010 5:30:00 PM
1,2-Dichlorobenzene	< 0.92	0.92		ug/m3	1	7/30/2010 5:30:00 PM
1,2-Dichloroethane	< 0.62	0.62		ug/m3	1	7/30/2010 5:30:00 PM
1,2-Dichloropropane	< 0.70	0.70		ug/m3	1	7/30/2010 5:30:00 PM
1,3,5-Trimethylbenzene	4.4	0.75		ug/m3	1	7/30/2010 5:30:00 PM
1,3-butadiene	< 0.34	0.34		ug/m3	1	7/30/2010 5:30:00 PM
1,3-Dichlorobenzene	< 0.92	0.92		ug/m3	1	7/30/2010 5:30:00 PM
1,4-Dichlorobenzene	< 0.92	0.92		ug/m3	1	7/30/2010 5:30:00 PM
1,4-Dioxane	< 1.1	1.1		ug/m3	1	7/30/2010 5:30:00 PM
2,2,4-trimethylpentane	2.0	0.71		ug/m3	1	7/30/2010 5:30:00 PM
4-ethyltoluene	2.6	0.75		ug/m3	1	7/30/2010 5:30:00 PM
Acetone	44	7.2		ug/m3	10	7/30/2010 7:16:00 PM
Allyl chloride	< 0.48	0.48		ug/m3	1	7/30/2010 5:30:00 PM
Benzene	3.2	0.49		ug/m3	1	7/30/2010 5:30:00 PM
Benzyl chloride	< 0.88	0.88		ug/m3	1	7/30/2010 5:30:00 PM
Bromodichloromethane	< 1.0	1.0		ug/m3	1	7/30/2010 5:30:00 PM
Bromoform	< 1.6	1.6		ug/m3	1	7/30/2010 5:30:00 PM
Bromomethane	< 0.59	0.59		ug/m3	1	7/30/2010 5:30:00 PM
Carbon disulfide	0.51	0.47		ug/m3	1	7/30/2010 5:30:00 PM
Carbon tetrachloride	0.58	0.26		ug/m3	1	7/30/2010 5:30:00 PM
Chlorobenzene	< 0.70	0.70		ug/m3	1	7/30/2010 5:30:00 PM
Chloroethane	< 0.40	0.40		ug/m3	1	7/30/2010 5:30:00 PM
Chloroform	1.2	0.74		ug/m3	1	7/30/2010 5:30:00 PM
Chloromethane	< 0.31	0.31		ug/m3	1	7/30/2010 5:30:00 PM
cis-1,2-Dichloroethene	1.7	0.60		ug/m3	1	7/30/2010 5:30:00 PM
cis-1,3-Dichloropropene	< 0.69	0.69		ug/m3	1	7/30/2010 5:30:00 PM
Cyclohexane	6.5	0.52		ug/m3	1	7/30/2010 5:30:00 PM
Dibromochloromethane	< 1.3	1.3		ug/m3	1	7/30/2010 5:30:00 PM
Ethyl acetate	3.4	0.92		ug/m3	1	7/30/2010 5:30:00 PM
Ethylbenzene	4.9	0.66		ug/m3	1	7/30/2010 5:30:00 PM
Freon 11	1.5	0.86		ug/m3	1	7/30/2010 5:30:00 PM

Qualifiers:

**	Reporting Limit	.	Results reported are not blank corrected
B	Analyte detected in the associated Method Blank	E	Value above quantitation range
H	Holding times for preparation or analysis exceeded	J	Analyte detected at or below quantitation limits
JN	Non-routine analyte. Quantitation estimated.	ND	Not Detected at the Reporting Limit
S	Spike Recovery outside accepted recovery limits		

Centek Laboratories

Analytical Report
Date: *10-Aug-10*

CLIENT:	LaBella Associates, Pc	**Client Sample ID:**	Room 1070 MS/MSD
Lab Order:	C1007034	**Tag Number:**	1114,00627
Project:	690 St. Paul	**Collection Date:**	7/26/2010
Lab ID:	C1007034-003A	**Matrix:**	AIR

Analyses	Result	**Limit	Qual	Units	DF	Date Analyzed
1UG/M3 W/ 0.25UG/M3 CT-TCE-VC		**TO-15**				Analyst: **RJP**
Freon 113	< 1.2	1.2		ug/m3	1	7/30/2010 5:30:00 PM
Freon 114	21	11		ug/m3	10	7/30/2010 7:16:00 PM
Freon 12	2.8	0.75		ug/m3	1	7/30/2010 5:30:00 PM
Heptane	4.5	0.62		ug/m3	1	7/30/2010 5:30:00 PM
Hexachloro-1,3-butadiene	< 1.6	1.6		ug/m3	1	7/30/2010 5:30:00 PM
Hexane	8.5	0.54		ug/m3	1	7/30/2010 5:30:00 PM
Isopropyl alcohol	15	3.7		ug/m3	10	7/30/2010 7:16:00 PM
m&p-Xylene	17	1.3		ug/m3	1	7/30/2010 5:30:00 PM
Methyl Butyl Ketone	< 1.2	1.2		ug/m3	1	7/30/2010 5:30:00 PM
Methyl Ethyl Ketone	3.0	0.90		ug/m3	1	7/30/2010 5:30:00 PM
Methyl Isobutyl Ketone	< 1.2	1.2		ug/m3	1	7/30/2010 5:30:00 PM
Methyl tert-butyl ether	< 0.55	0.55		ug/m3	1	7/30/2010 5:30:00 PM
Methylene chloride	5.9	0.53		ug/m3	1	7/30/2010 5:30:00 PM
o-Xylene	6.0	0.66		ug/m3	1	7/30/2010 5:30:00 PM
Propylene	< 0.26	0.26		ug/m3	1	7/30/2010 5:30:00 PM
Styrene	< 0.65	0.65		ug/m3	1	7/30/2010 5:30:00 PM
Tetrachloroethylene	0.76	1.0	J	ug/m3	1	7/30/2010 5:30:00 PM
Tetrahydrofuran	< 0.45	0.45		ug/m3	1	7/30/2010 5:30:00 PM
Toluene	13	5.7		ug/m3	10	7/30/2010 7:16:00 PM
trans-1,2-Dichloroethene	< 0.60	0.60		ug/m3	1	7/30/2010 5:30:00 PM
trans-1,3-Dichloropropene	< 0.69	0.69		ug/m3	1	7/30/2010 5:30:00 PM
Trichloroethene	4.6	0.22		ug/m3	1	7/30/2010 5:30:00 PM
Vinyl acetate	< 0.54	0.54		ug/m3	1	7/30/2010 5:30:00 PM
Vinyl Bromide	< 0.67	0.67		ug/m3	1	7/30/2010 5:30:00 PM
Vinyl chloride	< 0.10	0.10		ug/m3	1	7/30/2010 5:30:00 PM

Qualifiers:

**	Reporting Limit	.	Results reported are not blank corrected
B	Analyte detected in the associated Method Blank	E	Value above quantitation range
H	Holding times for preparation or analysis exceeded	J	Analyte detected at or below quantitation limits
JN	Non-routine analyte. Quantitation estimated.	ND	Not Detected at the Reporting Limit
S	Spike Recovery outside accepted recovery limits		

Centek Laboratories

Analytical Report

Date: *10-Aug-10*

CLIENT:	LaBella Associates, Pc	**Client Sample ID:**	Room 117
Lab Order:	C1007034	**Tag Number:**	01291,00704
Project:	690 St. Paul	**Collection Date:**	7/26/2010
Lab ID:	C1007034-004A	**Matrix:**	AIR

Analyses	Result	**Limit	Qual	Units	DF	Date Analyzed
1UG/M3 W/ 0.25UG/M3 CT-TCE-VC		**TO-15**				**Analyst: RJP**
1,1,1-Trichloroethane	3.3	0.83		ug/m3	1	7/30/2010 7:50:00 PM
1,1,2,2-Tetrachloroethane	< 1.0	1.0		ug/m3	1	7/30/2010 7:50:00 PM
1,1,2-Trichloroethane	< 0.83	0.83		ug/m3	1	7/30/2010 7:50:00 PM
1,1-Dichloroethane	< 0.62	0.62		ug/m3	1	7/30/2010 7:50:00 PM
1,1-Dichloroethene	< 0.60	0.60		ug/m3	1	7/30/2010 7:50:00 PM
1,2,4-Trichlorobenzene	< 1.1	1.1		ug/m3	1	7/30/2010 7:50:00 PM
1,2,4-Trimethylbenzene	12	0.75		ug/m3	1	7/30/2010 7:50:00 PM
1,2-Dibromoethane	< 1.2	1.2		ug/m3	1	7/30/2010 7:50:00 PM
1,2-Dichlorobenzene	< 0.92	0.92		ug/m3	1	7/30/2010 7:50:00 PM
1,2-Dichloroethane	< 0.62	0.62		ug/m3	1	7/30/2010 7:50:00 PM
1,2-Dichloropropane	< 0.70	0.70		ug/m3	1	7/30/2010 7:50:00 PM
1,3,5-Trimethylbenzene	3.3	0.75		ug/m3	1	7/30/2010 7:50:00 PM
1,3-butadiene	< 0.34	0.34		ug/m3	1	7/30/2010 7:50:00 PM
1,3-Dichlorobenzene	< 0.92	0.92		ug/m3	1	7/30/2010 7:50:00 PM
1,4-Dichlorobenzene	< 0.92	0.92		ug/m3	1	7/30/2010 7:50:00 PM
1,4-Dioxane	< 1.1	1.1		ug/m3	1	7/30/2010 7:50:00 PM
2,2,4-trimethylpentane	0.95	0.71		ug/m3	1	7/30/2010 7:50:00 PM
4-ethyltoluene	2.2	0.75		ug/m3	1	7/30/2010 7:50:00 PM
Acetone	87	14		ug/m3	20	7/31/2010 8:48:00 AM
Allyl chloride	< 0.48	0.48		ug/m3	1	7/30/2010 7:50:00 PM
Benzene	1.6	0.49		ug/m3	1	7/30/2010 7:50:00 PM
Benzyl chloride	< 0.88	0.88		ug/m3	1	7/30/2010 7:50:00 PM
Bromodichloromethane	< 1.0	1.0		ug/m3	1	7/30/2010 7:50:00 PM
Bromoform	< 1.6	1.6		ug/m3	1	7/30/2010 7:50:00 PM
Bromomethane	< 0.59	0.59		ug/m3	1	7/30/2010 7:50:00 PM
Carbon disulfide	0.57	0.47		ug/m3	1	7/30/2010 7:50:00 PM
Carbon tetrachloride	0.51	0.26		ug/m3	1	7/30/2010 7:50:00 PM
Chlorobenzene	< 0.70	0.70		ug/m3	1	7/30/2010 7:50:00 PM
Chloroethane	< 0.40	0.40		ug/m3	1	7/30/2010 7:50:00 PM
Chloroform	1.2	0.74		ug/m3	1	7/30/2010 7:50:00 PM
Chloromethane	< 0.31	0.31		ug/m3	1	7/30/2010 7:50:00 PM
cis-1,2-Dichloroethene	1.1	0.60		ug/m3	1	7/30/2010 7:50:00 PM
cis-1,3-Dichloropropene	< 0.69	0.69		ug/m3	1	7/30/2010 7:50:00 PM
Cyclohexane	< 0.52	0.52		ug/m3	1	7/30/2010 7:50:00 PM
Dibromochloromethane	< 1.3	1.3		ug/m3	1	7/30/2010 7:50:00 PM
Ethyl acetate	8.8	0.92		ug/m3	1	7/30/2010 7:50:00 PM
Ethylbenzene	3.9	0.66		ug/m3	1	7/30/2010 7:50:00 PM
Freon 11	1.4	0.86		ug/m3	1	7/30/2010 7:50:00 PM

Qualifiers:

**	Reporting Limit	.	Results reported are not blank corrected
B	Analyte detected in the associated Method Blank	E	Value above quantitation range
H	Holding times for preparation or analysis exceeded	J	Analyte detected at or below quantitation limits
JN	Non-routine analyte. Quantitation estimated.	ND	Not Detected at the Reporting Limit
S	Spike Recovery outside accepted recovery limits		

Centek Laboratories

Analytical Report
Date: *10-Aug-10*

CLIENT:	LaBella Associates, Pc	**Client Sample ID:**	Room 117
Lab Order:	C1007034	**Tag Number:**	01291,00704
Project:	690 St. Paul	**Collection Date:**	7/26/2010
Lab ID:	C1007034-004A	**Matrix:**	AIR

Analyses	Result	**Limit	Qual	Units	DF	Date Analyzed
1UG/M3 W/ 0.25UG/M3 CT-TCE-VC		**TO-15**				Analyst: **RJP**
Freon 113	< 1.2	1.2		ug/m3	1	7/30/2010 7:50:00 PM
Freon 114	< 1.1	1.1		ug/m3	1	7/30/2010 7:50:00 PM
Freon 12	2.4	0.75		ug/m3	1	7/30/2010 7:50:00 PM
Heptane	4.7	0.62		ug/m3	1	7/30/2010 7:50:00 PM
Hexachloro-1,3-butadiene	< 1.6	1.6		ug/m3	1	7/30/2010 7:50:00 PM
Hexane	4.8	0.54		ug/m3	1	7/30/2010 7:50:00 PM
Isopropyl alcohol	47	7.5		ug/m3	20	7/31/2010 8:48:00 AM
m&p-Xylene	9.3	1.3		ug/m3	1	7/30/2010 7:50:00 PM
Methyl Butyl Ketone	0.83	1.2	J	ug/m3	1	7/30/2010 7:50:00 PM
Methyl Ethyl Ketone	2.6	0.90		ug/m3	1	7/30/2010 7:50:00 PM
Methyl Isobutyl Ketone	< 1.2	1.2		ug/m3	1	7/30/2010 7:50:00 PM
Methyl tert-butyl ether	< 0.55	0.55		ug/m3	1	7/30/2010 7:50:00 PM
Methylene chloride	5.8	0.53		ug/m3	1	7/30/2010 7:50:00 PM
o-Xylene	4.1	0.66		ug/m3	1	7/30/2010 7:50:00 PM
Propylene	< 0.26	0.26		ug/m3	1	7/30/2010 7:50:00 PM
Styrene	< 0.65	0.65		ug/m3	1	7/30/2010 7:50:00 PM
Tetrachloroethylene	< 1.0	1.0		ug/m3	1	7/30/2010 7:50:00 PM
Tetrahydrofuran	< 0.45	0.45		ug/m3	1	7/30/2010 7:50:00 PM
Toluene	150	11		ug/m3	20	7/31/2010 8:48:00 AM
trans-1,2-Dichloroethene	< 0.60	0.60		ug/m3	1	7/30/2010 7:50:00 PM
trans-1,3-Dichloropropene	< 0.69	0.69		ug/m3	1	7/30/2010 7:50:00 PM
Trichloroethene	3.7	0.22		ug/m3	1	7/30/2010 7:50:00 PM
Vinyl acetate	< 0.54	0.54		ug/m3	1	7/30/2010 7:50:00 PM
Vinyl Bromide	< 0.67	0.67		ug/m3	1	7/30/2010 7:50:00 PM
Vinyl chloride	< 0.10	0.10		ug/m3	1	7/30/2010 7:50:00 PM

Qualifiers:

**	Reporting Limit	.	Results reported are not blank corrected
B	Analyte detected in the associated Method Blank	E	Value above quantitation range
H	Holding times for preparation or analysis exceeded	J	Analyte detected at or below quantitation limits
JN	Non-routine analyte. Quantitation estimated.	ND	Not Detected at the Reporting Limit
S	Spike Recovery outside accepted recovery limits		

Centek Laboratories

Analytical Report

Date: *10-Aug-10*

CLIENT:	LaBella Associates, Pc	**Client Sample ID:**	Room 117 DUP
Lab Order:	C1007034	**Tag Number:**	01168,00587
Project:	690 St. Paul	**Collection Date:**	7/26/2010
Lab ID:	C1007034-005A	**Matrix:**	AIR

Analyses	Result	**Limit	Qual	Units	DF	Date Analyzed
1UG/M3 W/ 0.25UG/M3 CT-TCE-VC		**TO-15**				**Analyst: RJP**
1,1,1-Trichloroethane	2.8	0.83		ug/m3	1	7/30/2010 8:24:00 PM
1,1,2,2-Tetrachloroethane	< 1.0	1.0		ug/m3	1	7/30/2010 8:24:00 PM
1,1,2-Trichloroethane	< 0.83	0.83		ug/m3	1	7/30/2010 8:24:00 PM
1,1-Dichloroethane	< 0.62	0.62		ug/m3	1	7/30/2010 8:24:00 PM
1,1-Dichloroethene	< 0.60	0.60		ug/m3	1	7/30/2010 8:24:00 PM
1,2,4-Trichlorobenzene	< 1.1	1.1		ug/m3	1	7/30/2010 8:24:00 PM
1,2,4-Trimethylbenzene	11	0.75		ug/m3	1	7/30/2010 8:24:00 PM
1,2-Dibromoethane	< 1.2	1.2		ug/m3	1	7/30/2010 8:24:00 PM
1,2-Dichlorobenzene	< 0.92	0.92		ug/m3	1	7/30/2010 8:24:00 PM
1,2-Dichloroethane	< 0.62	0.62		ug/m3	1	7/30/2010 8:24:00 PM
1,2-Dichloropropane	< 0.70	0.70		ug/m3	1	7/30/2010 8:24:00 PM
1,3,5-Trimethylbenzene	2.9	0.75		ug/m3	1	7/30/2010 8:24:00 PM
1,3-butadiene	< 0.34	0.34		ug/m3	1	7/30/2010 8:24:00 PM
1,3-Dichlorobenzene	< 0.92	0.92		ug/m3	1	7/30/2010 8:24:00 PM
1,4-Dichlorobenzene	< 0.92	0.92		ug/m3	1	7/30/2010 8:24:00 PM
1,4-Dioxane	< 1.1	1.1		ug/m3	1	7/30/2010 8:24:00 PM
2,2,4-trimethylpentane	0.90	0.71		ug/m3	1	7/30/2010 8:24:00 PM
4-ethyltoluene	1.5	0.75		ug/m3	1	7/30/2010 8:24:00 PM
Acetone	110	14		ug/m3	20	7/31/2010 9:25:00 AM
Allyl chloride	< 0.48	0.48		ug/m3	1	7/30/2010 8:24:00 PM
Benzene	1.6	0.49		ug/m3	1	7/30/2010 8:24:00 PM
Benzyl chloride	< 0.88	0.88		ug/m3	1	7/30/2010 8:24:00 PM
Bromodichloromethane	< 1.0	1.0		ug/m3	1	7/30/2010 8:24:00 PM
Bromoform	< 1.6	1.6		ug/m3	1	7/30/2010 8:24:00 PM
Bromomethane	< 0.59	0.59		ug/m3	1	7/30/2010 8:24:00 PM
Carbon disulfide	0.63	0.47		ug/m3	1	7/30/2010 8:24:00 PM
Carbon tetrachloride	0.45	0.26		ug/m3	1	7/30/2010 8:24:00 PM
Chlorobenzene	< 0.70	0.70		ug/m3	1	7/30/2010 8:24:00 PM
Chloroethane	< 0.40	0.40		ug/m3	1	7/30/2010 8:24:00 PM
Chloroform	1.0	0.74		ug/m3	1	7/30/2010 8:24:00 PM
Chloromethane	< 0.31	0.31		ug/m3	1	7/30/2010 8:24:00 PM
cis-1,2-Dichloroethene	1.0	0.60		ug/m3	1	7/30/2010 8:24:00 PM
cis-1,3-Dichloropropene	< 0.69	0.69		ug/m3	1	7/30/2010 8:24:00 PM
Cyclohexane	7.1	0.52		ug/m3	1	7/30/2010 8:24:00 PM
Dibromochloromethane	< 1.3	1.3		ug/m3	1	7/30/2010 8:24:00 PM
Ethyl acetate	8.4	0.92		ug/m3	1	7/30/2010 8:24:00 PM
Ethylbenzene	3.4	0.66		ug/m3	1	7/30/2010 8:24:00 PM
Freon 11	1.3	0.86		ug/m3	1	7/30/2010 8:24:00 PM

Qualifiers:

**	Reporting Limit	.	Results reported are not blank corrected
B	Analyte detected in the associated Method Blank	E	Value above quantitation range
H	Holding times for preparation or analysis exceeded	J	Analyte detected at or below quantitation limits
JN	Non-routine analyte. Quantitation estimated.	ND	Not Detected at the Reporting Limit
S	Spike Recovery outside accepted recovery limits		

Centek Laboratories

Analytical Report

Date: *10-Aug-10*

CLIENT:	LaBella Associates, Pc	**Client Sample ID:**	Room 117 DUP
Lab Order:	C1007034	**Tag Number:**	01168,00587
Project:	690 St. Paul	**Collection Date:**	7/26/2010
Lab ID:	C1007034-005A	**Matrix:**	AIR

Analyses	Result	**Limit	Qual	Units	DF	Date Analyzed
1UG/M3 W/ 0.25UG/M3 CT-TCE-VC		**TO-15**				Analyst: **RJP**
Freon 113	< 1.2	1.2		ug/m3	1	7/30/2010 8:24:00 PM
Freon 114	< 1.1	1.1		ug/m3	1	7/30/2010 8:24:00 PM
Freon 12	2.4	0.75		ug/m3	1	7/30/2010 8:24:00 PM
Heptane	4.5	0.62		ug/m3	1	7/30/2010 8:24:00 PM
Hexachloro-1,3-butadiene	< 1.6	1.6		ug/m3	1	7/30/2010 8:24:00 PM
Hexane	5.3	0.54		ug/m3	1	7/30/2010 8:24:00 PM
Isopropyl alcohol	58	7.5		ug/m3	20	7/31/2010 9:25:00 AM
m&p-Xylene	8.9	1.3		ug/m3	1	7/30/2010 8:24:00 PM
Methyl Butyl Ketone	< 1.2	1.2		ug/m3	1	7/30/2010 8:24:00 PM
Methyl Ethyl Ketone	2.9	0.90		ug/m3	1	7/30/2010 8:24:00 PM
Methyl Isobutyl Ketone	< 1.2	1.2		ug/m3	1	7/30/2010 8:24:00 PM
Methyl tert-butyl ether	< 0.55	0.55		ug/m3	1	7/30/2010 8:24:00 PM
Methylene chloride	5.7	0.53		ug/m3	1	7/30/2010 8:24:00 PM
o-Xylene	4.0	0.66		ug/m3	1	7/30/2010 8:24:00 PM
Propylene	< 0.26	0.26		ug/m3	1	7/30/2010 8:24:00 PM
Styrene	< 0.65	0.65		ug/m3	1	7/30/2010 8:24:00 PM
Tetrachloroethylene	< 1.0	1.0		ug/m3	1	7/30/2010 8:24:00 PM
Tetrahydrofuran	< 0.45	0.45		ug/m3	1	7/30/2010 8:24:00 PM
Toluene	18	11		ug/m3	20	7/31/2010 9:25:00 AM
trans-1,2-Dichloroethene	< 0.60	0.60		ug/m3	1	7/30/2010 8:24:00 PM
trans-1,3-Dichloropropene	< 0.69	0.69		ug/m3	1	7/30/2010 8:24:00 PM
Trichloroethene	3.8	0.22		ug/m3	1	7/30/2010 8:24:00 PM
Vinyl acetate	< 0.54	0.54		ug/m3	1	7/30/2010 8:24:00 PM
Vinyl Bromide	< 0.87	0.87		ug/m3	1	7/30/2010 8:24:00 PM
Vinyl chloride	< 0.10	0.10		ug/m3	1	7/30/2010 8:24:00 PM

Qualifiers:					
	**	Reporting Limit	.	Results reported are not blank corrected
	B	Analyte detected in the associated Method Blank	E	Value above quantitation range
	H	Holding times for preparation or analysis exceeded	J	Analyte detected at or below quantitation limits
	JN	Non-routine analyte. Quantitation estimated.	ND	Not Detected at the Reporting Limit
	S	Spike Recovery outside accepted recovery limits		

Centek Laboratories

Analytical Report

Date: *10-Aug-10*

CLIENT:	LaBella Associates, Pc	**Client Sample ID:**	Rooftop
Lab Order:	C1007034	**Tag Number:**	01302,00784
Project:	690 St. Paul	**Collection Date:**	7/26/2010
Lab ID:	C1007034-006A	**Matrix:**	AIR

Analyses	Result	**Limit	Qual	Units	DF	Date Analyzed
1UG/M3 W/ 0.25UG/M3 CT-TCE-VC		**TO-15**				**Analyst: RJP**
1,1,1-Trichloroethane	< 0.83	0.83		ug/m3	1	7/30/2010 8:58:00 PM
1,1,2,2-Tetrachloroethane	< 1.0	1.0		ug/m3	1	7/30/2010 8:58:00 PM
1,1,2-Trichloroethane	< 0.83	0.83		ug/m3	1	7/30/2010 8:58:00 PM
1,1-Dichloroethane	0.45	0.62	J	ug/m3	1	7/30/2010 8:58:00 PM
1,1-Dichloroethene	< 0.60	0.60		ug/m3	1	7/30/2010 8:58:00 PM
1,2,4-Trichlorobenzene	< 1.1	1.1		ug/m3	1	7/30/2010 8:58:00 PM
1,2,4-Trimethylbenzene	140	15		ug/m3	20	7/31/2010 10:01:00 AM
1,2-Dibromoethane	< 1.2	1.2		ug/m3	1	7/30/2010 8:58:00 PM
1,2-Dichlorobenzene	< 0.92	0.92		ug/m3	1	7/30/2010 8:58:00 PM
1,2-Dichloroethane	< 0.62	0.62		ug/m3	1	7/30/2010 8:58:00 PM
1,2-Dichloropropane	< 0.70	0.70		ug/m3	1	7/30/2010 8:58:00 PM
1,3,5-Trimethylbenzene	11	0.75		ug/m3	1	7/30/2010 8:58:00 PM
1,3-butadiene	< 0.34	0.34		ug/m3	1	7/30/2010 8:58:00 PM
1,3-Dichlorobenzene	< 0.92	0.92		ug/m3	1	7/30/2010 8:58:00 PM
1,4-Dichlorobenzene	< 0.92	0.92		ug/m3	1	7/30/2010 8:58:00 PM
1,4-Dioxane	< 1.1	1.1		ug/m3	1	7/30/2010 8:58:00 PM
2,2,4-trimethylpentane	< 0.71	0.71		ug/m3	1	7/30/2010 8:58:00 PM
4-ethyltoluene	7.2	0.75		ug/m3	1	7/30/2010 8:58:00 PM
Acetone	47	14		ug/m3	20	7/31/2010 10:01:00 AM
Allyl chloride	< 0.48	0.48		ug/m3	1	7/30/2010 8:58:00 PM
Benzene	0.58	0.49		ug/m3	1	7/30/2010 8:58:00 PM
Benzyl chloride	< 0.88	0.88		ug/m3	1	7/30/2010 8:58:00 PM
Bromodichloromethane	< 1.0	1.0		ug/m3	1	7/30/2010 8:58:00 PM
Bromoform	< 1.6	1.6		ug/m3	1	7/30/2010 8:58:00 PM
Bromomethane	< 0.59	0.59		ug/m3	1	7/30/2010 8:58:00 PM
Carbon disulfide	0.38	0.47	J	ug/m3	1	7/30/2010 8:58:00 PM
Carbon tetrachloride	0.58	0.26		ug/m3	1	7/30/2010 8:58:00 PM
Chlorobenzene	< 0.70	0.70		ug/m3	1	7/30/2010 8:58:00 PM
Chloroethane	< 0.40	0.40		ug/m3	1	7/30/2010 8:58:00 PM
Chloroform	< 0.74	0.74		ug/m3	1	7/30/2010 8:58:00 PM
Chloromethane	0.97	0.31		ug/m3	1	7/30/2010 8:58:00 PM
cis-1,2-Dichloroethene	< 0.60	0.60		ug/m3	1	7/30/2010 8:58:00 PM
cis-1,3-Dichloropropene	< 0.69	0.69		ug/m3	1	7/30/2010 8:58:00 PM
Cyclohexane	< 0.52	0.52		ug/m3	1	7/30/2010 8:58:00 PM
Dibromochloromethane	< 1.3	1.3		ug/m3	1	7/30/2010 8:58:00 PM
Ethyl acetate	< 0.92	0.92		ug/m3	1	7/30/2010 8:58:00 PM
Ethylbenzene	0.62	0.66	J	ug/m3	1	7/30/2010 8:58:00 PM
Freon 11	1.4	0.86		ug/m3	1	7/30/2010 8:58:00 PM

Qualifiers:

**	Reporting Limit	.	Results reported are not blank corrected
B	Analyte detected in the associated Method Blank	E	Value above quantitation range
H	Holding times for preparation or analysis exceeded	J	Analyte detected at or below quantitation limits
JN	Non-routine analyte. Quantitation estimated.	ND	Not Detected at the Reporting Limit
S	Spike Recovery outside accepted recovery limits		

Centek Laboratories

Analytical Report

Date: *10-Aug-10*

CLIENT:	LaBella Associates, Pc	**Client Sample ID:**	Rooftop
Lab Order:	C1007034	**Tag Number:**	01302,00784
Project:	690 St. Paul	**Collection Date:**	7/26/2010
Lab ID:	C1007034-006A	**Matrix:**	AIR

Analyses	Result	**Limit	Qual	Units	DF	Date Analyzed
1UG/M3 W/ 0.25UG/M3 CT-TCE-VC		**TO-15**				**Analyst: RJP**
Freon 113	< 1.2	1.2		ug/m3	1	7/30/2010 8:58:00 PM
Freon 114	< 1.1	1.1		ug/m3	1	7/30/2010 8:58:00 PM
Freon 12	2.8	0.75		ug/m3	1	7/30/2010 8:58:00 PM
Heptane	< 0.62	0.62		ug/m3	1	7/30/2010 8:58:00 PM
Hexachloro-1,3-butadiene	< 1.6	1.6		ug/m3	1	7/30/2010 8:58:00 PM
Hexane	< 0.54	0.54		ug/m3	1	7/30/2010 8:58:00 PM
Isopropyl alcohol	3.5	0.37		ug/m3	1	7/30/2010 8:58:00 PM
m&p-Xylene	1.6	1.3		ug/m3	1	7/30/2010 8:58:00 PM
Methyl Butyl Ketone	< 1.2	1.2		ug/m3	1	7/30/2010 8:58:00 PM
Methyl Ethyl Ketone	1.4	0.90		ug/m3	1	7/30/2010 8:58:00 PM
Methyl Isobutyl Ketone	< 1.2	1.2		ug/m3	1	7/30/2010 8:58:00 PM
Methyl tert-butyl ether	< 0.55	0.55		ug/m3	1	7/30/2010 8:58:00 PM
Methylene chloride	2.0	0.53		ug/m3	1	7/30/2010 8:58:00 PM
o-Xylene	0.79	0.66		ug/m3	1	7/30/2010 8:58:00 PM
Propylene	< 0.26	0.26		ug/m3	1	7/30/2010 8:58:00 PM
Styrene	< 0.65	0.65		ug/m3	1	7/30/2010 8:58:00 PM
Tetrachloroethylene	0.76	1.0	J	ug/m3	1	7/30/2010 8:58:00 PM
Tetrahydrofuran	< 0.45	0.45		ug/m3	1	7/30/2010 8:58:00 PM
Toluene	3.3	0.57		ug/m3	1	7/30/2010 8:58:00 PM
trans-1,2-Dichloroethene	< 0.60	0.60		ug/m3	1	7/30/2010 8:58:00 PM
trans-1,3-Dichloropropene	< 0.69	0.69		ug/m3	1	7/30/2010 8:58:00 PM
Trichloroethene	1.0	0.22		ug/m3	1	7/30/2010 8:58:00 PM
Vinyl acetate	< 0.54	0.54		ug/m3	1	7/30/2010 8:58:00 PM
Vinyl Bromide	< 0.67	0.67		ug/m3	1	7/30/2010 8:58:00 PM
Vinyl chloride	< 0.10	0.10		ug/m3	1	7/30/2010 8:58:00 PM

Qualifiers:	**	Reporting Limit	.	Results reported are not blank corrected	
	B	Analyte detected in the associated Method Blank	E	Value above quantitation range	
	H	Holding times for preparation or analysis exceeded	J	Analyte detected at or below quantitation limits	
	JN	Non-routine analyte. Quantitation estimated.	ND	Not Detected at the Reporting Limit	
	S	Spike Recovery outside accepted recovery limits			

Centek Laboratories

Analytical Report

Date: *10-Aug-10*

CLIENT:	LaBella Associates, Pc	**Client Sample ID:**	Trip Blank
Lab Order:	C1007034	**Tag Number:**	01107
Project:	690 St. Paul	**Collection Date:**	7/26/2010
Lab ID:	C1007034-007A	**Matrix:**	AIR

Analyses	Result	**Limit	Qual	Units	DF	Date Analyzed
1UG/M3 W/ 0.25UG/M3 CT-TCE-VC		**TO-15**				Analyst: **RJP**
1,1,1-Trichloroethane	< 0.83	0.83		ug/m3	1	7/30/2010 3:17:00 PM
1,1,2,2-Tetrachloroethane	< 1.0	1.0		ug/m3	1	7/30/2010 3:17:00 PM
1,1,2-Trichloroethane	< 0.83	0.83		ug/m3	1	7/30/2010 3:17:00 PM
1,1-Dichloroethane	< 0.62	0.62		ug/m3	1	7/30/2010 3:17:00 PM
1,1-Dichloroethene	< 0.60	0.60		ug/m3	1	7/30/2010 3:17:00 PM
1,2,4-Trichlorobenzene	< 1.1	1.1		ug/m3	1	7/30/2010 3:17:00 PM
1,2,4-Trimethylbenzene	< 0.75	0.75		ug/m3	1	7/30/2010 3:17:00 PM
1,2-Dibromoethane	< 1.2	1.2		ug/m3	1	7/30/2010 3:17:00 PM
1,2-Dichlorobenzene	< 0.92	0.92		ug/m3	1	7/30/2010 3:17:00 PM
1,2-Dichloroethane	< 0.62	0.62		ug/m3	1	7/30/2010 3:17:00 PM
1,2-Dichloropropane	< 0.70	0.70		ug/m3	1	7/30/2010 3:17:00 PM
1,3,5-Trimethylbenzene	< 0.75	0.75		ug/m3	1	7/30/2010 3:17:00 PM
1,3-butadiene	< 0.34	0.34		ug/m3	1	7/30/2010 3:17:00 PM
1,3-Dichlorobenzene	< 0.92	0.92		ug/m3	1	7/30/2010 3:17:00 PM
1,4-Dichlorobenzene	< 0.92	0.92		ug/m3	1	7/30/2010 3:17:00 PM
1,4-Dioxane	< 1.1	1.1		ug/m3	1	7/30/2010 3:17:00 PM
2,2,4-trimethylpentane	< 0.71	0.71		ug/m3	1	7/30/2010 3:17:00 PM
4-ethyltoluene	< 0.75	0.75		ug/m3	1	7/30/2010 3:17:00 PM
Acetone	< 0.72	0.72		ug/m3	1	7/30/2010 3:17:00 PM
Allyl chloride	< 0.48	0.48		ug/m3	1	7/30/2010 3:17:00 PM
Benzene	< 0.49	0.49		ug/m3	1	7/30/2010 3:17:00 PM
Benzyl chloride	< 0.88	0.88		ug/m3	1	7/30/2010 3:17:00 PM
Bromodichloromethane	< 1.0	1.0		ug/m3	1	7/30/2010 3:17:00 PM
Bromoform	< 1.6	1.6		ug/m3	1	7/30/2010 3:17:00 PM
Bromomethane	< 0.59	0.59		ug/m3	1	7/30/2010 3:17:00 PM
Carbon disulfide	< 0.47	0.47		ug/m3	1	7/30/2010 3:17:00 PM
Carbon tetrachloride	< 0.26	0.26		ug/m3	1	7/30/2010 3:17:00 PM
Chlorobenzene	< 0.70	0.70		ug/m3	1	7/30/2010 3:17:00 PM
Chloroethane	< 0.40	0.40		ug/m3	1	7/30/2010 3:17:00 PM
Chloroform	< 0.74	0.74		ug/m3	1	7/30/2010 3:17:00 PM
Chloromethane	< 0.31	0.31		ug/m3	1	7/30/2010 3:17:00 PM
cis-1,2-Dichloroethene	< 0.60	0.60		ug/m3	1	7/30/2010 3:17:00 PM
cis-1,3-Dichloropropene	< 0.69	0.69		ug/m3	1	7/30/2010 3:17:00 PM
Cyclohexane	< 0.52	0.52		ug/m3	1	7/30/2010 3:17:00 PM
Dibromochloromethane	< 1.3	1.3		ug/m3	1	7/30/2010 3:17:00 PM
Ethyl acetate	< 0.92	0.92		ug/m3	1	7/30/2010 3:17:00 PM
Ethylbenzene	< 0.66	0.66		ug/m3	1	7/30/2010 3:17:00 PM
Freon 11	< 0.86	0.86		ug/m3	1	7/30/2010 3:17:00 PM

Qualifiers:

**	Reporting Limit	.	Results reported are not blank corrected
B	Analyte detected in the associated Method Blank	E	Value above quantitation range
H	Holding times for preparation or analysis exceeded	J	Analyte detected at or below quantitation limits
JN	Non-routine analyte. Quantitation estimated.	ND	Not Detected at the Reporting Limit
S	Spike Recovery outside accepted recovery limits		

Centek Laboratories

Analytical Report
Date: *10-Aug-10*

CLIENT:	LaBella Associates, Pc	**Client Sample ID:**	Trip Blank
Lab Order:	C1007034	**Tag Number:**	01107
Project:	690 St. Paul	**Collection Date:**	7/26/2010
Lab ID:	C1007034-007A	**Matrix:**	AIR

Analyses	Result	**Limit	Qual	Units	DF	Date Analyzed
1UG/M3 W/ 0.25UG/M3 CT-TCE-VC		**TO-15**				Analyst: RJP
Freon 113	< 1.2	1.2		ug/m3	1	7/30/2010 3:17:00 PM
Freon 114	< 1.1	1.1		ug/m3	1	7/30/2010 3:17:00 PM
Freon 12	< 0.75	0.75		ug/m3	1	7/30/2010 3:17:00 PM
Heptane	< 0.62	0.62		ug/m3	1	7/30/2010 3:17:00 PM
Hexachloro-1,3-butadiene	< 1.6	1.6		ug/m3	1	7/30/2010 3:17:00 PM
Hexane	< 0.54	0.54		ug/m3	1	7/30/2010 3:17:00 PM
Isopropyl alcohol	< 0.37	0.37		ug/m3	1	7/30/2010 3:17:00 PM
m&p-Xylene	< 1.3	1.3		ug/m3	1	7/30/2010 3:17:00 PM
Methyl Butyl Ketone	< 1.2	1.2		ug/m3	1	7/30/2010 3:17:00 PM
Methyl Ethyl Ketone	< 0.90	0.90		ug/m3	1	7/30/2010 3:17:00 PM
Methyl Isobutyl Ketone	< 1.2	1.2		ug/m3	1	7/30/2010 3:17:00 PM
Methyl tert-butyl ether	< 0.55	0.55		ug/m3	1	7/30/2010 3:17:00 PM
Methylene chloride	< 0.53	0.53		ug/m3	1	7/30/2010 3:17:00 PM
o-Xylene	< 0.66	0.66		ug/m3	1	7/30/2010 3:17:00 PM
Propylene	< 0.26	0.26		ug/m3	1	7/30/2010 3:17:00 PM
Styrene	< 0.65	0.65		ug/m3	1	7/30/2010 3:17:00 PM
Tetrachloroethylene	< 1.0	1.0		ug/m3	1	7/30/2010 3:17:00 PM
Tetrahydrofuran	< 0.45	0.45		ug/m3	1	7/30/2010 3:17:00 PM
Toluene	< 0.57	0.57		ug/m3	1	7/30/2010 3:17:00 PM
trans-1,2-Dichloroethene	< 0.60	0.60		ug/m3	1	7/30/2010 3:17:00 PM
trans-1,3-Dichloropropene	< 0.69	0.69		ug/m3	1	7/30/2010 3:17:00 PM
Trichloroethene	< 0.22	0.22		ug/m3	1	7/30/2010 3:17:00 PM
Vinyl acetate	< 0.54	0.54		ug/m3	1	7/30/2010 3:17:00 PM
Vinyl Bromide	< 0.87	0.87		ug/m3	1	7/30/2010 3:17:00 PM
Vinyl chloride	< 0.10	0.10		ug/m3	1	7/30/2010 3:17:00 PM

Qualifiers:

**	Reporting Limit	.	Results reported are not blank corrected
B	Analyte detected in the associated Method Blank	E	Value above quantitation range
H	Holding times for preparation or analysis exceeded	J	Analyte detected at or below quantitation limits
JN	Non-routine analyte. Quantitation estimated.	ND	Not Detected at the Reporting Limit
S	Spike Recovery outside accepted recovery limits		

CLIENT: LaBella Associates, Pc
Work Order: C1007034
Project: 690 St. Paul

ANALYTICAL QC SUMMARY REPORT

TestCode: 0.25CT-TCE-VC

Sample ID LCS1UG-073010 SampType: LCS TestCode: 0.25CT-TCE- Units: ppbV Prep Date: RunNo: 3737
Client ID: ZZZZZ Batch ID: R3737 TestNo: TO-15 Analysis Date: 7/30/2010 SeqNo: 45940

Analyte	Result	PQL	SPK value	SPK Ref Val	%REC	LowLimit	HighLimit	RPD Ref Val	%RPD	RPDLimit	Qual
1,1,1-Trichloroethane	0.8100	0.15	1	0	81.0	70	130				
1,1,2,2-Tetrachloroethane	0.9400	0.15	1	0	94.0	70	130				
1,1,2-Trichloroethane	0.8000	0.15	1	0	80.0	70	130				
1,1-Dichloroethane	0.8700	0.15	1	0	87.0	70	130				
1,1-Dichloroethene	0.8300	0.15	1	0	83.0	70	130				
1,2,4-Trichlorobenzene	0.7700	0.15	1	0	77.0	70	130				
1,2,4-Trimethylbenzene	0.8600	0.15	1	0	86.0	70	130				
1,2-Dibromoethane	0.8400	0.15	1	0	84.0	70	130				
1,2-Dichlorobenzene	0.7700	0.15	1	0	77.0	70	130				
1,2-Dichloroethane	0.8200	0.15	1	0	82.0	70	130				
1,2-Dichloropropane	0.8000	0.15	1	0	80.0	70	130				
1,3,5-Trimethylbenzene	0.9000	0.15	1	0	90.0	70	130				
1,3-butadiene	0.9100	0.15	1	0	91.0	70	130				
1,3-Dichlorobenzene	0.7500	0.15	1	0	75.0	70	130				
1,4-Dichlorobenzene	0.7800	0.15	1	0	78.0	70	130				
1,4-Dioxane	0.8400	0.30	1	0	84.0	70	130				
2,2,4-trimethylpentane	0.8100	0.15	1	0	81.0	70	130				
4-ethyltoluene	0.9400	0.15	1	0	94.0	70	130				
Acetone	1.260	0.30	1	0	126	70	130				
Allyl chloride	0.8300	0.15	1	0	83.0	70	130				
Benzene	0.8800	0.15	1	0	88.0	70	130				
Benzyl chloride	0.9700	0.15	1	0	97.0	70	130				
Bromodichloromethane	0.7700	0.15	1	0	77.0	70	130				
Bromoform	0.7100	0.15	1	0	71.0	70	130				
Bromomethane	0.8100	0.15	1	0	81.0	70	130				
Carbon disulfide	0.8900	0.15	1	0	89.0	70	130				
Carbon tetrachloride	0.7600	0.040	1	0	76.0	70	130				
Chlorobenzene	0.7500	0.15	1	0	75.0	70	130				
Chloroethane	0.8200	0.15	1	0	82.0	70	130				

Qualifiers:
. Results reported are not blank corrected
J Analyte detected at or below quantitation limits
S Spike Recovery outside accepted recovery limits
E Value above quantitation range
ND Not Detected at the Reporting Limit
H Holding times for preparation or analysis exceeded
R RPD outside accepted recovery limits

Page 47 of 303

Centek Laboratories, LLC

CLIENT: LaBella Associates, Pc
Work Order: C1007034
Project: 690 St. Paul

ANALYTICAL QC SUMMARY REPORT

TestCode: 0.25CT-TCE-VC

Sample ID	LCS1UG-073010	SampType:	LCS	TestCode:	0.25CT-TCE-	Units:	ppbV	Prep Date:		RunNo:	3737
Client ID:	ZZZZZ	Batch ID:	R3737	TestNo:	TO-15			Analysis Date:	7/30/2010	SeqNo:	45940

Analyte	Result	PQL	SPK value	SPK Ref Val	%REC	LowLimit	HighLimit	RPD Ref Val	%RPD	RPDLimit	Qual
Chloroform	0.7700	0.15	1	0	77.0	70	130				
Chloromethane	0.8700	0.15	1	0	87.0	70	130				
cis-1,2-Dichloroethene	1.030	0.15	1	0	103	70	130				
cis-1,3-Dichloropropene	0.8400	0.15	1	0	84.0	70	130				
Cyclohexane	0.8500	0.15	1	0	85.0	70	130				
Dibromochloromethane	0.7900	0.15	1	0	79.0	70	130				
Ethyl acetate	1.290	0.25	1	0	129	70	130				
Ethylbenzene	0.8600	0.15	1	0	86.0	70	130				
Freon 11	0.8100	0.15	1	0	81.0	70	130				
Freon 113	0.8000	0.15	1	0	80.0	70	130				
Freon 114	0.8800	0.15	1	0	88.0	70	130				
Freon 12	0.8400	0.15	1	0	84.0	70	130				
Heptane	0.8400	0.15	1	0	84.0	70	130				
Hexachloro-1,3-butadiene	1.010	0.15	1	0	101	70	130				
Hexane	1.020	0.15	1	0	102	70	130				
Isopropyl alcohol	1.040	0.15	1	0	104	70	130				
m&p-Xylene	1.670	0.30	2	0	83.5	70	130				
Methyl Butyl Ketone	0.7800	0.30	1	0	78.0	70	130				
Methyl Ethyl Ketone	1.230	0.30	1	0	123	70	130				
Methyl Isobutyl Ketone	0.9400	0.30	1	0	94.0	70	130				
Methyl tert-butyl ether	1.120	0.15	1	0	112	70	130				
Methylene chloride	0.8700	0.15	1	0	87.0	70	130				
o-Xylene	0.7900	0.15	1	0	79.0	70	130				
Propylene	0.9300	0.15	1	0	93.0	70	130				
Styrene	0.7500	0.15	1	0	75.0	70	130				
Tetrachloroethylene	0.8900	0.15	1	0	89.0	70	130				
Tetrahydrofuran	0.8700	0.15	1	0	87.0	70	130				
Toluene	0.7800	0.15	1	0	78.0	70	130				
trans-1,2-Dichloroethene	0.9500	0.15	1	0	95.0	70	130				
trans-1,3-Dichloropropene	0.8400	0.15	1	0	84.0	70	130				
Trichloroethene	0.7900	0.040	1	0	79.0	70	130				

Qualifiers:

- . Results reported are not blank corrected
- J Analyte detected at or below quantitation limits
- S Spike Recovery outside accepted recovery limits
- E Value above quantitation range
- ND Not Detected at the Reporting Limit
- H Holding times for preparation or analysis exceeded
- R RPD outside accepted recovery limits

Centek Laboratories, LLC

CLIENT: LaBella Associates, Pc
Work Order: C1007034
Project: 690 St. Paul

ANALYTICAL QC SUMMARY REPORT

TestCode: 0.25CT-TCE-VC

Sample ID	LCS1UG-073010	SampType:	LCS	TestCode:	0.25CT-TCE-	Units:	ppbV	Prep Date:		RunNo:	3737
Client ID:	ZZZZZ	Batch ID:	R3737	TestNo:	TO-15			Analysis Date:	7/30/2010	SeqNo:	45940

Analyte	Result	PQL	SPK value	SPK Ref Val	%REC	LowLimit	HighLimit	RPD Ref Val	%RPD	RPDLimit	Qual
Vinyl acetate	1.230	0.15	1	0	123	70	130				
Vinyl Bromide	0.8500	0.15	1	0	85.0	70	130				
Vinyl chloride	0.8600	0.040	1	0	86.0	70	130				

Sample ID	LCSD1UG-073010	SampType:	LCSD	TestCode:	0.25CT-TCE-	Units:	ppbV	Prep Date:		RunNo:	3737
Client ID:	ZZZZZ	Batch ID:	R3737	TestNo:	TO-15			Analysis Date:	7/31/2010	SeqNo:	45941

Analyte	Result	PQL	SPK value	SPK Ref Val	%REC	LowLimit	HighLimit	RPD Ref Val	%RPD	RPDLimit	Qual
1,1,1-Trichloroethane	0.8100	0.15	1	0	81.0	70	130	0.81	0	30	
1,1,2,2-Tetrachloroethane	0.9400	0.15	1	0	94.0	70	130	0.94	0	30	
1,1,2-Trichloroethane	0.8200	0.15	1	0	82.0	70	130	0.8	2.47	30	
1,1-Dichloroethane	0.7900	0.15	1	0	79.0	70	130	0.87	9.64	30	
1,1-Dichloroethene	0.8400	0.15	1	0	84.0	70	130	0.83	1.20	30	
1,2,4-Trichlorobenzene	0.7100	0.15	1	0	71.0	70	130	0.77	8.11	30	
1,2,4-Trimethylbenzene	0.8200	0.15	1	0	82.0	70	130	0.86	4.76	30	
1,2-Dibromoethane	0.8700	0.15	1	0	87.0	70	130	0.84	3.51	30	
1,2-Dichlorobenzene	0.7200	0.15	1	0	72.0	70	130	0.77	6.71	30	
1,2-Dichloroethane	0.8200	0.15	1	0	82.0	70	130	0.82	0	30	
1,2-Dichloropropane	0.8300	0.15	1	0	83.0	70	130	0.8	3.68	30	
1,3,5-Trimethylbenzene	0.8600	0.15	1	0	86.0	70	130	0.9	4.55	30	
1,3-butadiene	0.9100	0.15	1	0	91.0	70	130	0.91	0	30	
1,3-Dichlorobenzene	0.7800	0.15	1	0	78.0	70	130	0.75	3.92	30	
1,4-Dichlorobenzene	0.7100	0.15	1	0	71.0	70	130	0.78	9.40	30	
1,4-Dioxane	0.4900	0.30	1	0	49.0	70	130	0.64	52.6	30	SR
2,2,4-trimethylpentane	0.8000	0.15	1	0	80.0	70	130	0.81	1.24	30	
4-ethyltoluene	0.8400	0.15	1	0	84.0	70	130	0.94	11.2	30	
Acetone	1.190	0.30	1	0	119	70	130	1.26	5.71	30	
Allyl chloride	0.8400	0.15	1	0	84.0	70	130	0.83	1.20	30	
Benzene	0.7800	0.15	1	0	78.0	70	130	0.88	12.0	30	
Benzyl chloride	0.8100	0.15	1	0	81.0	70	130	0.97	18.0	30	

Qualifiers:

.	Results reported are not blank corrected	E	Value above quantitation range	H	Holding times for preparation or analysis exceeded
J	Analyte detected at or below quantitation limits	ND	Not Detected at the Reporting Limit	R	RPD outside accepted recovery limits
S	Spike Recovery outside accepted recovery limits				

Centek Laboratories, LLC

CLIENT: LaBella Associates, Pc
Work Order: C1007034
Project: 690 St. Paul

ANALYTICAL QC SUMMARY REPORT

TestCode: 0.25CT-TCE-VC

Sample ID: LCSD1UG-073010	SampType: LCSD	TestCode: 0.25CT-TCE-	Units: ppbV	Prep Date:			RunNo: 3737				
Client ID: ZZZZZ	Batch ID: R3737	TestNo: TO-15		Analysis Date: 7/31/2010			SeqNo: 45941				
Analyte	Result	PQL	SPK value	SPK Ref Val	%REC	LowLimit	HighLimit	RPD Ref Val	%RPD	RPDLimit	Qual
Bromodichloromethane	0.7800	0.15	1	0	78.0	70	130	0.77	1.29	30	
Bromoform	0.7200	0.15	1	0	72.0	70	130	0.71	1.40	30	
Bromomethane	0.8100	0.15	1	0	81.0	70	130	0.81	0	30	
Carbon disulfide	0.8700	0.15	1	0	87.0	70	130	0.89	2.27	30	
Carbon tetrachloride	0.8000	0.040	1	0	80.0	70	130	0.76	5.13	30	
Chlorobenzene	0.7500	0.15	1	0	75.0	70	130	0.75	0	30	
Chloroethane	0.8300	0.15	1	0	83.0	70	130	0.82	1.21	30	
Chloroform	0.7900	0.15	1	0	79.0	70	130	0.77	2.56	30	
Chloromethane	0.8900	0.15	1	0	89.0	70	130	0.87	2.27	30	
cis-1,2-Dichloroethene	0.7900	0.15	1	0	79.0	70	130	1.03	26.4	30	
cis-1,3-Dichloropropene	0.7700	0.15	1	0	77.0	70	130	0.84	8.70	30	
Cyclohexane	0.7800	0.15	1	0	78.0	70	130	0.85	8.59	30	
Dibromochloromethane	0.7600	0.15	1	0	76.0	70	130	0.79	3.87	30	
Ethyl acetate	0.8700	0.25	1	0	87.0	70	130	1.29	38.9	30	R
Ethylbenzene	0.8500	0.15	1	0	85.0	70	130	0.86	1.17	30	
Freon 11	0.8600	0.15	1	0	86.0	70	130	0.81	5.99	30	
Freon 113	0.8400	0.15	1	0	84.0	70	130	0.8	4.88	30	
Freon 114	0.9100	0.15	1	0	91.0	70	130	0.88	3.35	30	
Freon 12	0.8800	0.15	1	0	88.0	70	130	0.84	4.65	30	
Heptane	0.8200	0.15	1	0	82.0	70	130	0.84	2.41	30	
Hexachloro-1,3-butadiene	0.8900	0.15	1	0	89.0	70	130	1.01	12.6	30	
Hexane	0.9000	0.15	1	0	90.0	70	130	1.02	12.5	30	
Isopropyl alcohol	0.9300	0.15	1	0	93.0	70	130	1.04	11.2	30	
m&p-Xylene	1.570	0.30	2	0	78.5	70	130	1.67	6.17	30	
Methyl Butyl Ketone	0.9000	0.30	1	0	90.0	70	130	0.78	14.3	30	
Methyl Ethyl Ketone	0.9000	0.30	1	0	90.0	70	130	1.23	31.0	30	R
Methyl Isobutyl Ketone	0.8400	0.30	1	0	84.0	70	130	0.94	11.2	30	
Methyl tert-butyl ether	1.070	0.15	1	0	107	70	130	1.12	4.57	30	
Methylene chloride	0.9000	0.15	1	0	90.0	70	130	0.87	3.39	30	
o-Xylene	0.8300	0.15	1	0	83.0	70	130	0.79	4.94	30	
Propylene	0.9400	0.15	1	0	94.0	70	130	0.93	1.07	30	

Qualifiers:
. Results reported are not blank corrected
J Analyte detected at or below quantitation limits
S Spike Recovery outside accepted recovery limits
E Value above quantitation range
ND Not Detected at the Reporting Limit
H Holding times for preparation or analysis exceeded
R RPD outside accepted recovery limits

Centek Laboratories, LLC

CLIENT: LaBella Associates, Pc
Work Order: C1007034
Project: 690 St. Paul

ANALYTICAL QC SUMMARY REPORT

TestCode: 0.25CT-TCE-VC

Sample ID	LCSD1UG-073010	SampType:	LCSD	TestCode:	0.25CT-TCE-	Units:	ppbV	Prep Date:		RunNo:	3737
Client ID:	ZZZZZ	Batch ID:	R3737	TestNo:	TO-15			Analysis Date:	7/31/2010	SeqNo:	45941

Analyte	Result	PQL	SPK value	SPK Ref Val	%REC	LowLimit	HighLimit	RPD Ref Val	%RPD	RPDLimit	Qual
Styrene	0.7800	0.15	1	0	78.0	70	130	0.75	3.92	30	
Tetrachloroethylene	0.9000	0.15	1	0	90.0	70	130	0.89	1.12	30	
Tetrahydrofuran	0.7100	0.15	1	0	71.0	70	130	0.87	20.3	30	
Toluene	0.7700	0.15	1	0	77.0	70	130	0.78	1.29	30	
trans-1,2-Dichloroethene	0.9400	0.15	1	0	94.0	70	130	0.95	1.06	30	
trans-1,3-Dichloropropene	0.8200	0.15	1	0	82.0	70	130	0.84	2.41	30	
Trichloroethene	0.8000	0.040	1	0	80.0	70	130	0.79	1.26	30	
Vinyl acetate	0.8300	0.15	1	0	83.0	70	130	1.29	38.8	30	R
Vinyl Bromide	0.8600	0.15	1	0	86.0	70	130	0.85	1.17	30	
Vinyl chloride	0.9100	0.040	1	0	91.0	70	130	0.86	5.65	30	

Qualifiers:

- . Results reported are not blank corrected
- J Analyte detected at or below quantitation limits
- S Spike Recovery outside accepted recovery limits
- E Value above quantitation range
- ND Not Detected at the Reporting Limit
- H Holding times for preparation or analysis exceeded
- R RPD outside accepted recovery limits

Centek Laboratories, LLC

Centek Laboratories, LLC

Date: *10-Aug-10*

CLIENT: LaBella Associates, Pc
Work Order: C1007034
Project: 690 St. Paul

ANALYTICAL QC SUMMARY REPORT

TestCode: 0.25CT-TCE-VC

Sample ID MB1UG-073010	SampType: MBLK	TestCode: 0.25CT-TCE-	Units: ppbV	Prep Date:	RunNo: 3737
Client ID: ZZZZZ	Batch ID: R3737	TestNo: TO-15		Analysis Date: 7/30/2010	SeqNo: 45939

Analyte	Result	PQL	SPK value	SPK Ref Val	%REC	LowLimit	HighLimit	RPD Ref Val	%RPD	RPDLimit	Qual
1,1,1-Trichloroethane	< 0.15	0.15									
1,1,2,2-Tetrachloroethane	< 0.15	0.15									
1,1,2-Trichloroethane	< 0.15	0.15									
1,1-Dichloroethane	< 0.15	0.15									
1,1-Dichloroethene	< 0.15	0.15									
1,2,4-Trichlorobenzene	< 0.15	0.15									
1,2,4-Trimethylbenzene	< 0.15	0.15									
1,2-Dibromoethane	< 0.15	0.15									
1,2-Dichlorobenzene	< 0.15	0.15									
1,2-Dichloroethane	< 0.15	0.15									
1,2-Dichloropropane	< 0.15	0.15									
1,3,5-Trimethylbenzene	< 0.15	0.15									
1,3-butadiene	< 0.15	0.15									
1,3-Dichlorobenzene	< 0.15	0.15									
1,4-Dichlorobenzene	< 0.15	0.15									
1,4-Dioxane	< 0.30	0.30									
2,2,4-trimethylpentane	< 0.15	0.15									
4-ethyltoluene	< 0.15	0.15									
Acetone	< 0.30	0.30									
Allyl chloride	< 0.15	0.15									
Benzene	< 0.15	0.15									
Benzyl chloride	< 0.15	0.15									
Bromodichloromethane	< 0.15	0.15									
Bromoform	< 0.15	0.15									
Bromomethane	< 0.15	0.15									
Carbon disulfide	< 0.15	0.15									
Carbon tetrachloride	< 0.040	0.040									
Chlorobenzene	< 0.15	0.15									
Chloroethane	< 0.15	0.15									

Qualifiers:

.	Results reported are not blank corrected	E	Value above quantitation range	H	Holding times for preparation or analysis exceeded
J	Analyte detected at or below quantitation limits	ND	Not Detected at the Reporting Limit	R	RPD outside accepted recovery limits
S	Spike Recovery outside accepted recovery limits				

Centek Laboratories, LLC

B

CLIENT: LaBella Associates, Pc
Work Order: C1007034
Project: 690 St. Paul

ANALYTICAL QC SUMMARY REPORT

TestCode: 0.25CT-TCE-VC

Sample ID: MB1UG-073010	SampType: MBLK	TestCode: 0.25CT-TCE-	Units: ppbV	Prep Date:	RunNo: 3737
Client ID: ZZZZZ	Batch ID: R3737	TestNo: TO-15		Analysis Date: 7/30/2010	SeqNo: 45939

Analyte	Result	PQL	SPK value	SPK Ref Val	%REC	LowLimit	HighLimit	RPD Ref Val	%RPD	RPDLimit	Qual
Chloroform	< 0.15	0.15									
Chloromethane	< 0.15	0.15									
cis-1,2-Dichloroethene	< 0.15	0.15									
cis-1,3-Dichloropropene	< 0.15	0.15									
Cyclohexane	< 0.15	0.15									
Dibromochloromethane	< 0.15	0.15									
Ethyl acetate	< 0.25	0.25									
Ethylbenzene	< 0.15	0.15									
Freon 11	< 0.15	0.15									
Freon 113	< 0.15	0.15									
Freon 114	< 0.15	0.15									
Freon 12	< 0.15	0.15									
Heptane	< 0.15	0.15									
Hexachloro-1,3-butadiene	< 0.15	0.15									
Hexane	< 0.15	0.15									
Isopropyl alcohol	< 0.15	0.15									
m&p-Xylene	< 0.30	0.30									
Methyl Butyl Ketone	< 0.30	0.30									
Methyl Ethyl Ketone	< 0.30	0.30									
Methyl Isobutyl Ketone	< 0.30	0.30									
Methyl tert-butyl ether	< 0.15	0.15									
Methylene chloride	< 0.15	0.15									
o-Xylene	< 0.15	0.15									
Propylene	< 0.15	0.15									
Styrene	< 0.15	0.15									
Tetrachloroethylene	< 0.15	0.15									
Tetrahydrofuran	< 0.15	0.15									
Toluene	< 0.15	0.15									
trans-1,2-Dichloroethene	< 0.15	0.15									
trans-1,3-Dichloropropene	< 0.15	0.15									
Trichloroethene	< 0.040	0.040									

Qualifiers:

.	Results reported are not blank corrected	E	Value above quantitation range	H	Holding times for preparation or analysis exceeded
J	Analyte detected at or below quantitation limits	ND	Not Detected at the Reporting Limit	R	RPD outside accepted recovery limits
S	Spike Recovery outside accepted recovery limits				

Centek Laboratories, LLC

CLIENT: LaBella Associates, Pc
Work Order: C1007034
Project: 690 St. Paul

ANALYTICAL QC SUMMARY REPORT

TestCode: 0.25CT-TCE-VC

Sample ID C1007034-003A MS	SampType: MS	TestCode: 0.25CT-TCE-	Units: ppbV	Prep Date:	RunNo: 3737
Client ID: Room 1070 MS/MSD	Batch ID: R3737	TestNo: TO-15		Analysis Date: 7/30/2010	SeqNo: 45955

Analyte	Result	PQL	SPK value	SPK Ref Val	%REC	LowLimit	HighLimit	RPD Ref Val	%RPD	RPDLimit	Qual
Chloroform	0.9200	0.15	1	0.25	67.0	70	130				S
Chloromethane	1.150	0.15	1	0	115	70	130				
cis-1,2-Dichloroethene	1.160	0.15	1	0.42	74.0	70	130				
cis-1,3-Dichloropropene	0.7200	0.15	1	0	72.0	70	130				
Cyclohexane	2.350	0.15	1	1.86	49.0	70	130				S
Dibromochloromethane	0.9200	0.15	1	0	92.0	70	130				
Ethyl acetate	1.780	0.25	1	0.94	84.0	70	130				
Ethylbenzene	1.970	0.15	1	1.1	87.0	70	130				
Freon 11	0.9000	0.15	1	0.27	63.0	70	130				S
Freon 113	0.7600	0.15	1	0	76.0	70	130				
Freon 114	3.020	0.15	1	2.67	35.0	70	130				S
Freon 12	1.200	0.15	1	0.55	65.0	70	130				S
Heptane	1.970	0.15	1	1.08	89.0	70	130				
Hexachloro-1,3-butadiene	0.8700	0.15	1	0	87.0	70	130				
Hexane	3.240	0.15	1	2.36	88.0	70	130				
Isopropyl alcohol	6.150	0.15	1	5.94	21.0	70	130				S
m&p-Xylene	5.030	0.30	2	3.85	59.0	70	130				S
Methyl Butyl Ketone	0.9300	0.30	1	0	93.0	70	130				
Methyl Ethyl Ketone	1.430	0.30	1	0.99	44.0	70	130				S
Methyl Isobutyl Ketone	0.8300	0.30	1	0	83.0	70	130				
Methyl tert-butyl ether	0.8900	0.15	1	0	89.0	70	130				
Methylene chloride	2.360	0.15	1	1.68	68.0	70	130				S
o-Xylene	2.080	0.15	1	1.35	73.0	70	130				
Propylene	2.120	0.15	1	0	212	70	130				S
Styrene	1.280	0.15	1	0	128	70	130				
Tetrachloroethylene	0.7900	0.15	1	0.11	68.0	70	130				S
Tetrahydrofuran	1.910	0.15	1	0	191	70	130				S
Toluene	5.120	0.15	1	4.75	37.0	70	130				S
trans-1,2-Dichloroethene	0.7800	0.15	1	0	78.0	70	130				
trans-1,3-Dichloropropene	0.8600	0.15	1	0	86.0	70	130				
Trichloroethene	1.520	0.040	1	0.84	68.0	70	130				S

Qualifiers:
. Results reported are not blank corrected
J Analyte detected at or below quantitation limits
S Spike Recovery outside accepted recovery limits
E Value above quantitation range
ND Not Detected at the Reporting Limit
H Holding times for preparation or analysis exceeded
R RPD outside accepted recovery limits

Centek Laboratories, LLC

CLIENT: LaBella Associates, Pc
Work Order: C1007034
Project: 690 St. Paul

ANALYTICAL QC SUMMARY REPORT

TestCode: 0.25CT-TCE-VC

Sample ID: MB1UG-073010	SampType: MBLK	TestCode: 0.25CT-TCE-	Units: ppbV	Prep Date:				RunNo: 3737			
Client ID: ZZZZZ	Batch ID: R3737	TestNo: TO-15		Analysis Date: 7/30/2010				SeqNo: 45939			

Analyte	Result	PQL	SPK value	SPK Ref Val	%REC	LowLimit	HighLimit	RPD Ref Val	%RPD	RPDLimit	Qual
Vinyl acetate	< 0.15	0.15									
Vinyl Bromide	< 0.15	0.15									
Vinyl chloride	< 0.040	0.040									

Qualifiers:

- . Results reported are not blank corrected
- J Analyte detected at or below quantitation limits
- S Spike Recovery outside accepted recovery limits
- E Value above quantitation range
- ND Not Detected at the Reporting Limit
- H Holding times for preparation or analysis exceeded
- R RPD outside accepted recovery limits

Centek Laboratories, LLC

Centek Laboratories, LLC

Date: *10-Aug-10*

CLIENT: LaBella Associates, Pc
Work Order: C1007034
Project: 690 St. Paul

ANALYTICAL QC SUMMARY REPORT

TestCode: 0.25CT-TCE-VC

Sample ID C1007034-003A MS SampType: MS TestCode: 0.25CT-TCE- Units: ppbV Prep Date: RunNo: 3737
Client ID: Room 1070 MS/MSD Batch ID: R3737 TestNo: TO-15 Analysis Date: 7/30/2010 SeqNo: 45955

Analyte	Result	PQL	SPK value	SPK Ref Val	%REC	LowLimit	HighLimit	RPD Ref Val	%RPD	RPDLimit	Qual
1,1,1-Trichloroethane	1.190	0.15	1	0.57	62.0	70	130				S
1,1,2,2-Tetrachloroethane	0.7300	0.15	1	0	73.0	70	130				
1,1,2-Trichloroethane	0.7200	0.15	1	0	72.0	70	130				
1,1-Dichloroethane	0.7200	0.15	1	0	72.0	70	130				
1,1-Dichloroethene	0.7200	0.15	1	0	72.0	70	130				
1,2,4-Trichlorobenzene	0.8400	0.15	1	0	84.0	70	130				
1,2,4-Trimethylbenzene	4.820	0.15	1	3.05	157	70	130				S
1,2-Dibromoethane	0.6500	0.15	1	0	65.0	70	130				S
1,2-Dichlorobenzene	0.8100	0.15	1	0	81.0	70	130				
1,2-Dichloroethane	0.7400	0.15	1	0	74.0	70	130				
1,2-Dichloropropane	0.7200	0.15	1	0	72.0	70	130				
1,3,5-Trimethylbenzene	1.860	0.15	1	0.88	98.0	70	130				
1,3-butadiene	0.5500	0.15	1	0	55.0	70	130				S
1,3-Dichlorobenzene	0.7400	0.15	1	0	74.0	70	130				
1,4-Dichlorobenzene	0.7900	0.15	1	0	79.0	70	130				
1,4-Dioxane	0.6000	0.30	1	0	60.0	70	130				S
2,2,4-trimethylpentane	1.190	0.15	1	0.42	77.0	70	130				
4-ethyltoluene	2.240	0.15	1	0.52	172	70	130				S
Acetone	18.44	0.30	1	18.83	-39.0	70	130				S
Allyl chloride	1.110	0.15	1	0	111	70	130				
Benzene	1.680	0.15	1	1	68.0	70	130				S
Benzyl chloride	0.8000	0.15	1	0	80.0	70	130				
Bromodichloromethane	0.7800	0.15	1	0	78.0	70	130				
Bromoform	0.5300	0.15	1	0	53.0	70	130				S
Bromomethane	0.7200	0.15	1	0	72.0	70	130				
Carbon disulfide	0.8000	0.15	1	0.16	64.0	70	130				S
Carbon tetrachloride	0.7400	0.040	1	0.09	65.0	70	130				S
Chlorobenzene	0.7000	0.15	1	0	70.0	70	130				
Chloroethane	0.7400	0.15	1	0	74.0	70	130				

Qualifiers:
. Results reported are not blank corrected
J Analyte detected at or below quantitation limits
S Spike Recovery outside accepted recovery limits
E Value above quantitation range
ND Not Detected at the Reporting Limit
H Holding times for preparation or analysis exceeded
R RPD outside accepted recovery limits

CLIENT: LaBella Associates, Pc
Work Order: C1007034
Project: 690 St. Paul

ANALYTICAL QC SUMMARY REPORT

TestCode: 0.25CT-TCE-VC

Sample ID C1007034-003A MS	SampType: MS	TestCode: 0.25CT-TCE-	Units: ppbV	Prep Date:	RunNo: 3737
Client ID: Room 1070 MS/MSD	Batch ID: R3737	TestNo: TO-15		Analysis Date: 7/30/2010	SeqNo: 45955

Analyte	Result	PQL	SPK value	SPK Ref Val	%REC	LowLimit	HighLimit	RPD Ref Val	%RPD	RPDLimit	Qual
Vinyl acetate	1.460	0.15	1	0	146	70	130				S
Vinyl Bromide	0.7300	0.15	1	0	73.0	70	130				
Vinyl chloride	0.7500	0.040	1	0	75.0	70	130				

Sample ID C1007034-003A MS	SampType: MSD	TestCode: 0.25CT-TCE-	Units: ppbV	Prep Date:	RunNo: 3737
Client ID: Room 1070 MS/MSD	Batch ID: R3737	TestNo: TO-15		Analysis Date: 7/30/2010	SeqNo: 45956

Analyte	Result	PQL	SPK value	SPK Ref Val	%REC	LowLimit	HighLimit	RPD Ref Val	%RPD	RPDLimit	Qual
1,1,1-Trichloroethane	1.180	0.15	1	0.57	61.0	70	130	1.19	0.844	30	S
1,1,2,2-Tetrachloroethane	0.7400	0.15	1	0	74.0	70	130	0.73	1.36	30	
1,1,2-Trichloroethane	0.7100	0.15	1	0	71.0	70	130	0.72	1.40	30	
1,1-Dichloroethane	0.7200	0.15	1	0	72.0	70	130	0.72	0	30	
1,1-Dichloroethene	0.6400	0.15	1	0	64.0	70	130	0.72	11.8	30	S
1,2,4-Trichlorobenzene	0.7600	0.15	1	0	76.0	70	130	0.84	10.0	30	
1,2,4-Trimethylbenzene	4.630	0.15	1	3.05	178	70	130	4.62	4.44	30	S
1,2-Dibromoethane	0.7400	0.15	1	0	74.0	70	130	0.65	12.9	30	
1,2-Dichlorobenzene	0.8800	0.15	1	0	88.0	70	130	0.81	8.28	30	
1,2-Dichloroethane	0.7300	0.15	1	0	73.0	70	130	0.74	1.36	30	
1,2-Dichloropropane	0.7200	0.15	1	0	72.0	70	130	0.72	0	30	
1,3,5-Trimethylbenzene	1.990	0.15	1	0.88	111	70	130	1.86	6.75	30	
1,3-butadiene	0.5800	0.15	1	0	58.0	70	130	0.55	5.31	30	S
1,3-Dichlorobenzene	0.8100	0.15	1	0	81.0	70	130	0.74	9.03	30	
1,4-Dichlorobenzene	0.9000	0.15	1	0	90.0	70	130	0.79	13.0	30	
1,4-Dioxane	0.7200	0.30	1	0	72.0	70	130	0.6	18.2	30	
2,2,4-trimethylpentane	1.210	0.15	1	0.42	79.0	70	130	1.19	1.67	30	
4-ethyltoluene	2.280	0.15	1	0.52	176	70	130	2.24	1.77	30	S
Acetone	16.68	0.30	1	16.83	-195	70	130	18.44	8.83	30	S
Allyl chloride	1.000	0.15	1	0	100	70	130	1.11	10.4	30	
Benzene	1.710	0.15	1	1	71.0	70	130	1.68	1.77	30	
Benzyl chloride	0.8900	0.15	1	0	89.0	70	130	0.8	10.7	30	

Qualifiers:

- . Results reported are not blank corrected
- J Analyte detected at or below quantitation limits
- S Spike Recovery outside accepted recovery limits
- E Value above quantitation range
- ND Not Detected at the Reporting Limit
- H Holding times for preparation or analysis exceeded
- R RPD outside accepted recovery limits

Centek Laboratories, LLC

CLIENT: LaBella Associates, Pc
Work Order: C1007034
Project: 690 St. Paul

ANALYTICAL QC SUMMARY REPORT

TestCode: 0.25CT-TCE-VC

Sample ID: C1007034-003A MS SampType: MSD TestCode: 0.25CT-TCE- Units: ppbV Prep Date: RunNo: 3737
Client ID: Room 1070 MS/MSD Batch ID: R3737 TestNo: TO-15 Analysis Date: 7/30/2010 SeqNo: 45956

Analyte	Result	PQL	SPK value	SPK Ref Val	%REC	LowLimit	HighLimit	RPD Ref Val	%RPD	RPDLimit	Qual
Bromodichloromethane	0.8200	0.15	1	0	82.0	70	130	0.78	5.00	30	
Bromoform	0.5400	0.15	1	0	54.0	70	130	0.53	1.87	30	S
Bromomethane	0.7400	0.15	1	0	74.0	70	130	0.72	2.74	30	
Carbon disulfide	0.8000	0.15	1	0.16	64.0	70	130	0.8	0	30	S
Carbon tetrachloride	0.7100	0.040	1	0.09	62.0	70	130	0.74	4.14	30	S
Chlorobenzene	0.7400	0.15	1	0	74.0	70	130	0.7	5.56	30	
Chloroethane	0.7200	0.15	1	0	72.0	70	130	0.74	2.74	30	
Chloroform	0.9000	0.15	1	0.25	65.0	70	130	0.92	2.20	30	S
Chloromethane	1.080	0.15	1	0	108	70	130	1.15	6.28	30	
cis-1,2-Dichloroethene	1.130	0.15	1	0.42	71.0	70	130	1.16	2.62	30	
cis-1,3-Dichloropropene	0.7200	0.15	1	0	72.0	70	130	0.72	0	30	
Cyclohexane	1.930	0.15	1	1.86	7.00	70	130	2.35	19.6	30	S
Dibromochloromethane	0.9900	0.15	1	0	99.0	70	130	0.92	7.33	30	
Ethyl acetate	1.720	0.25	1	0.94	78.0	70	130	1.78	3.43	30	
Ethylbenzene	2.020	0.15	1	1.1	92.0	70	130	1.97	2.51	30	
Freon 11	0.8700	0.15	1	0.27	60.0	70	130	0.9	3.39	30	S
Freon 113	0.7300	0.15	1	0	73.0	70	130	0.76	4.03	30	
Freon 114	2.860	0.15	1	2.67	19.0	70	130	3.02	5.44	30	S
Freon 12	1.130	0.15	1	0.55	58.0	70	130	1.2	6.01	30	S
Heptane	1.990	0.15	1	1.08	91.0	70	130	1.97	1.01	30	
Hexachloro-1,3-butadiene	0.8800	0.15	1	0	88.0	70	130	0.87	1.14	30	
Hexane	3.070	0.15	1	2.36	71.0	70	130	3.24	5.39	30	
Isopropyl alcohol	5.490	0.15	1	5.94	-45.0	70	130	6.15	11.3	30	S
m&p-Xylene	5.250	0.30	2	3.85	70.0	70	130	5.03	4.28	30	
Methyl Butyl Ketone	0.8500	0.30	1	0	85.0	70	130	0.93	8.99	30	
Methyl Ethyl Ketone	1.440	0.30	1	0.99	45.0	70	130	1.43	0.697	30	S
Methyl Isobutyl Ketone	0.9200	0.30	1	0	92.0	70	130	0.83	10.3	30	
Methyl tert-butyl ether	0.9500	0.15	1	0	95.0	70	130	0.89	6.52	30	
Methylene chloride	2.040	0.15	1	1.68	36.0	70	130	2.36	14.5	30	S
o Xylene	2.090	0.15	1	1.35	74.0	70	130	2.08	0.480	30	
Propylene	2.100	0.15	1	0	210	70	130	2.12	0.948	30	S

Qualifiers:
. Results reported are not blank corrected
J Analyte detected at or below quantitation limits
S Spike Recovery outside accepted recovery limits
E Value above quantitation range
ND Not Detected at the Reporting Limit
H Holding times for preparation or analysis exceeded
R RPD outside accepted recovery limits

Centek Laboratories, LLC

CLIENT: LaBella Associates, Pc
Work Order: C1007034
Project: 690 St. Paul

ANALYTICAL QC SUMMARY REPORT

TestCode: 0.25CT-TCE-VC

Sample ID C1007034-003A MS	SampType: MSD	TestCode: 0.25CT-TCE-	Units: ppbV	Prep Date:			RunNo: 3737				
Client ID: Room 1070 MS/MSD	Batch ID: R3737	TestNo: TO-15		Analysis Date: 7/30/2010			SeqNo: 45956				
Analyte	Result	PQL	SPK value	SPK Ref Val	%REC	LowLimit	HighLimit	RPD Ref Val	%RPD	RPDLimit	Qual
Styrene	1.280	0.15	1	0	128	70	130	1.28	0	30	
Tetrachloroethylene	0.7900	0.15	1	0.11	68.0	70	130	0.79	0	30	S
Tetrahydrofuran	1.390	0.15	1	0	139	70	130	1.91	31.5	30	SR
Toluene	5.240	0.15	1	4.75	49.0	70	130	5.12	2.32	30	S
trans-1,2-Dichloroethene	0.7500	0.15	1	0	75.0	70	130	0.78	3.92	30	
trans-1,3-Dichloropropene	0.8500	0.15	1	0	85.0	70	130	0.86	1.17	30	
Trichloroethene	1.470	0.040	1	0.84	63.0	70	130	1.52	3.34	30	S
Vinyl acetate	1.440	0.15	1	0	144	70	130	1.46	1.38	30	S
Vinyl Bromide	0.7400	0.15	1	0	74.0	70	130	0.73	1.36	30	
Vinyl chloride	0.7500	0.040	1	0	75.0	70	130	0.75	0	30	

Qualifiers:

- . Results reported are not blank corrected
- J Analyte detected at or below quantitation limits
- S Spike Recovery outside accepted recovery limits
- B Value above quantitation range
- ND Not Detected at the Reporting Limit
- H Holding times for preparation or analysis exceeded
- R RPD outside accepted recovery limits

Centek Laboratories, LLC

GC/MS QA-QC Check Report

ne File : C:\HPCHEM\1\DATA\AH073004.D
ne Time : 30 Jul 2010 12:03 pm

ily Calibration File : C:\HPCHEM\1\DATA\AH073004.D

	(BFB)		(IS1)	(IS2)	(IS3)
			13814	37350	34579
le Sample	Surrogate Recovery %		Internal Standard Responses		
073005.D LCS1UG-073010	122		14334	36589	33989
073006.D MB1UG-073010	96		13701	32959	28273
073018.D C1007035-006A	136*		13562	35999	32346
073019.D C1007035-007A	127		13543	34927	32340
073020.D C1007035-007A	96	MS DL20	13844	32712	27824
073021.D C1007035-007A	129	MSD MS	13585	33974	33596
073022.D C1007035-007A	122	MSD	13629	34632	34958
073023.D C1007035-001A	138*		15681	43282	50071*
073024.D C1007035-002A	144*		16386	43728	50995*
073025.D C1007035-003A	126		15504	37997	33839
073026.D C1007035-004A	153*		14544	40749	48946*
073027.D C1007035-005A	93		18337	76027*	64915*
073028.D C1007035-005A	96	DL20x	20192*	76156*	64062*
073029.D C1007035-001A	98	DL20x	18522	52297*	53445*
073030.D C1007035-002A	96	DL20x	15209	38312	43639
073031.D C1007035-003A	93	DL20x	12753	31291	25456
073032.D C1007035-004A	87	DL20x	12542	32472	36174
073033.D C1007035-006A	103	DL20x	12848	31148	26093
073039.D LCSD1UG-07301	126		12950	32836	29554

t - fails 24hr time check * - fails criteria

Created: Tue Aug 10 18:57:07 2010 MSD #1/

Centek Laboratories, LLC
143 Midler Park Drive
Syracuse, NY 13206
TEL: 3154319730 FAX: 3154319731

BOTTLE ORDER

1884

08-Nov-10

SHIPPED TO:

Company: LaBella Associates, Pc
Contact: Emily Gillen
Address: 300 State Street
Suite 201
Rochester, NY 14614
Phone: (585) 454-6110

Quote ID: 0
Project:

Submitted By:

Ship Date: 7/21/2010
VIA: UPS
Due Date: 7/23/2010

Bottle Code	Bottle Type	TEST(s)	QTY
MC1000CC	1L Mini-Can	1ug/M3 by Method TO15	11

Can / Reg ID	Description
113	Time-Set Reg - 588
237	1L Mini-Can - 1168
181	Time-Set Reg - 661
346	Time-Set Reg - 743
371	1L Mini-Can - 1320
249	Time-Set Reg - 687
144	Time-Set Reg - 639
146	Time-Set Reg - 641
149	Time-Set Reg - 644
222	1L Mini-Can - 1184
225	1L Mini-Can - 1187
276	Time-Set Reg - 632
325	1L Mini-Can - 1288
106	1L Mini-Can - 1056
429	1L Mini-Can - 1356
493	1L Mini-Can - 1385
568	1L Mini-Can - 140
397	Time-Set Reg - 776
405	Time-Set Reg - 784
406	Time-Set Reg - 785
415	1L Mini-Can
416	1L Mini-Can - 1340
692	Time-Set Reg - 4002

Comments: 11 1L @ 6hr + tubing WAC 072010 C,D,G

Centek Laboratories, LLC
Instrument: HP5973 MSD
GC Column: J&W DB-5MS, 1.5u, 60M

Injection Logbook A-MSD

Internal Standard Stock #: 7560
Standard Stock #(s) 7553
LCS Stock #(s) 7585
Method Reference: Toxic Organic Compounds in Ambient Air Jan-99

Detection Limit	Login Number	Data File Name	Dil. Factor	Inj Vol cc	MethodQ File	Group Number	Inj. Date	Inj. Time	Comments	CD BackUp#
	BFB10	AH080202	-	-	AH2-1V6		8/2/10	1100		
	B1U6-1.0	05	-	200						
	LCS1U6-080210	06	-							
	MB1U6 ↓	07	-	↓						
	C1007037-002 DL	09	40	5						
	↓	10	10	20						
	4007035-001	14	640	20 (64)*						
	002	15	160	20 (16)*						
	005	17	1280	↓ (128)*						
	C1007037-001	18	10	20						
	002	20	640	20 (64)*			↓			
	003 →	21	↓	↓			8/3/10	0005		
	C1007038-001	22	-	200						
	↓ DL	23	20	10						
	002	24	-	200						
	↓ DL	25	20	10						
	003	26	-	200						
	↓ DL	27	20	10						
	004	28	-	200						
	↓ DL	29	20	10				0502		
	BLK	30	-	-	↓					

Analyzed by: [signature]

* DL IN LCS

Page No: 256

BFB

Data File : C:\HPCHEM\1\DATA2\10JULY\AH073003.D
Acq On : 30 Jul 2010 11:08 am
Sample : BFB
Misc : 1UG + 0.25 STD
MS Integration Params: RTEINT.P
Method : C:\HPCHEM\1\METHODS\A612_1UT.M (RTE Integrator)
Title : TO-15 VOA Standards for 5 point calibration

Vial: 3
Operator: RJP
Inst : MSD #1
Multiplr: 1.00

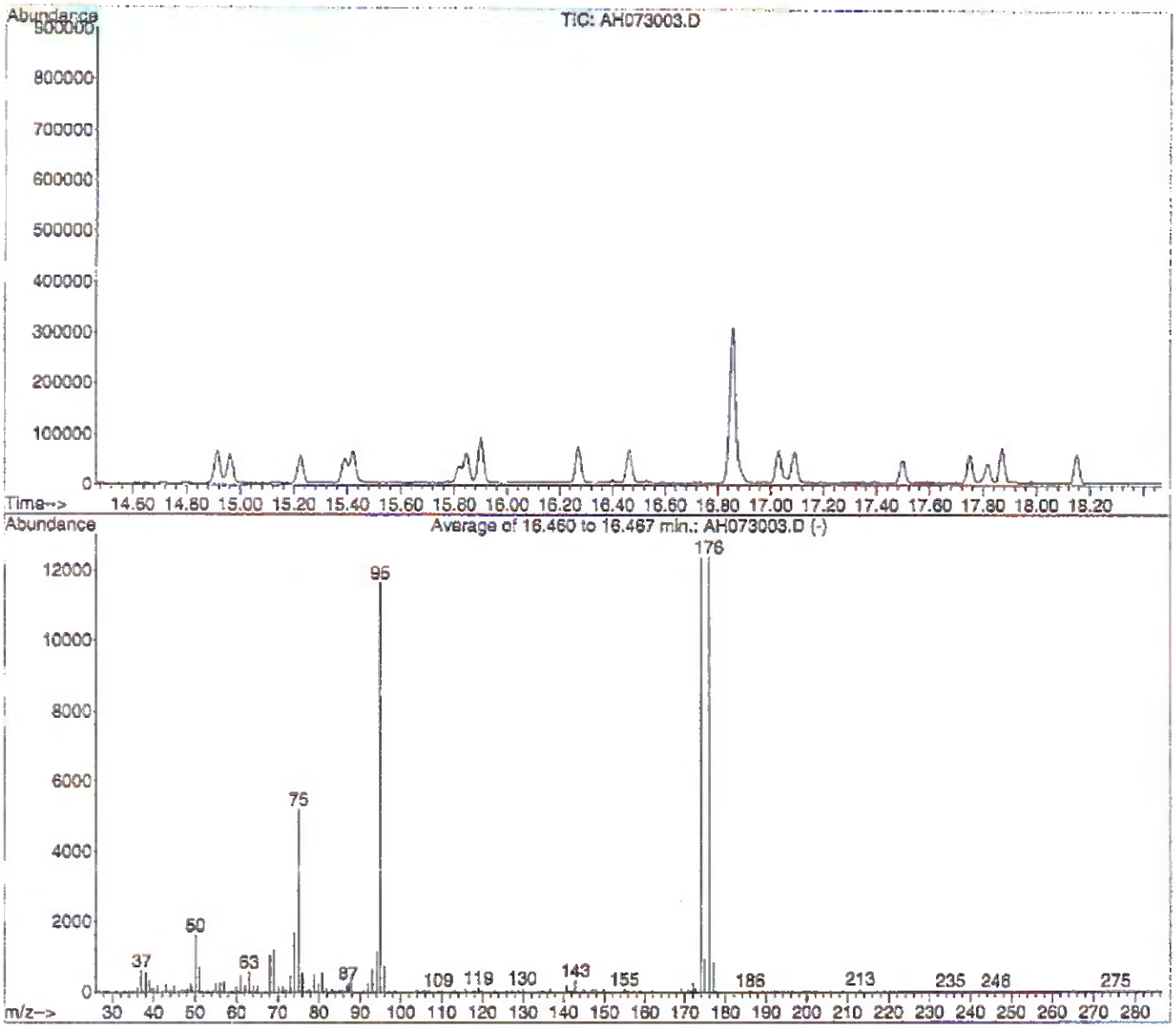

Spectrum Information: Average of 16.460 to 16.467 min.

Target Mass	Rel. to Mass	Lower Limit%	Upper Limit%	Rel. Abn%	Raw Abn	Result Pass/Fail
50	95	8	40	13.8	1605	PASS
75	95	30	66	44.5	5179	PASS
95	95	100	100	100.0	11649	PASS
96	95	5	9	6.2	718	PASS
173	174	0.00	2	0.6	73	PASS
174	95	50	120	106.4	12392	PASS
175	174	4	9	7.4	923	PASS
176	174	95	101	100.0	12398	PASS
177	176	5	9	6.6	815	PASS

AH073003.D A612_1UT.M Mon Nov 08 07:29:57 2010 MSD1

Std #	Date Prep	Date exp	Description	Stock #	Stock conc	Initial vol	finial vol	Final conc/ppbV	Prep by	Chkd by
7854	6/3/10	6/10/10	TO15 IUA STD^B	7884	50ppb	0.5psig	45psia	1ppb	M	
7855	↓	↓	↓ LCS	7885	↓	↓	↓	↓	↓	
7856	6/4/10	↓	↓ IS^A	7887	↓	↓	↓	↓	↓	
7857	6/5/10	↓	↓ IS^A	7887	↓	↓	↓	↓	↓	
7858	6/10/10	6/18/10	TO15 IS	7366	1ppm	1.5psig	30psia	50ppb	L.L.	
7859	↓	↓	↓ STD	7617/18	↓	↓	↓	↓	↓	
7900	↓	↓	↓ LCS	7740A/B	↓	↓	↓	↓	↓	
7901	↓	↓	↓ SIL/SWL	6194/7046	↓	↓	↓	↓	↓	
7902	↓	↓	↓ FOAM	7068	36.5%	1.1 uL	30psia	10ppm	↓	
7903	↓	↓	↓ FOM-50	7902	10ppm	0.23psig	50psia	50ppb		
7904	6/12/10	6/18/10	TO15 IUA IS^A	7898	50ppb	0.5psig	45psia	1ppb	MP	
7905	↓	↓	↓ STD^A	7899	↓	↓	↓	↓	↓	
7906	↓	↓	↓ LCS	7900	↓	↓	↓	↓	↓	
7907	6/13/10	↓	↓ IO^A	7858	↓	↓	↓	↓	↓	
7908	6/17/10	6/18/10	TO15 IUA IS^A	↓	50ppb	0.5psig	45psia	1ppb	MP	
7909	6/22/10	6/25/10	TO15 IS	7366	1ppm	1.5psig	30psia	50ppb	M	
7910	↓	↓	STD	7617/18	↓	↓	↓	↓	↓	
7911	↓	↓	LCS	7740A/B	↓	↓	↓	↓		

Data Usability Summary Report (DUSR)

690 Saint Paul Street
Labella Project #208492

Mitkem Laboratories, Warwick, RI
Sample Delivery Group #J2348
December 29, 2010

Prepared by:
Ethan Lee
LaBella Associates, P.C.
300 State St
Rochester, NY 14614

Received By
LaBella Associates, P.C.
JAN 03 2011
Client:
Proj.#:

Analytical results for the project samples were reviewed to evaluate the data usability. Data was assessed in accordance with guidance from the following Federal and/or State guidance documents:

- USEPA National Functional Guidelines for Organic Data Review (EPA 540/R-99/008) and/or USEPA National Functional Guidelines for Low Concentration Organic Data Review (EPA 540-R-04-004).
- USEPA National Functional Guidelines for Inorganic Data Review (EPA 540/R-04-004).

And method protocol criteria were applicable as prescribed by "Test Methods for Evaluating Solid Waste", SW846, Update III, 1996.

This DUSR pertains to the following samples:

Sample ID	Lab ID	Matrix	Sample Date	Analysis Performed				
				VOC[1]	SVOC[2]	Pest.[3]/ PCB[4]	TPH[5]	Metals[6]/ Mercury[7]
BW-6	J2348-01	AQ	11/10/10	X	X	X		X
BW-7	J2348-02	AQ	11/10/10	X	X	X		X
DUP-1	J2348-03	AQ	11/10/10	X	X	X		X
BW-8	J2348-04	AQ	11/11/10	X	X	X		X
FB-1	J2348-05	AQ	11/11/10	X				
TRIP BLANK	J2348-06	AQ	11/11/10	X				
BW-5	J2348-07	AQ	11/11/10	X	X	X		X
BW-5 OIL	J2348-08	OIL	11/11/10	X	X	X	X	X
BW-1	J2348-09	OIL	11/11/10	X	X	X	X	X
RECN+S	J2348-10	OIL	11/11/10	X	X	X	X	X

(1) VOC analyses were performed using USEPA Method SW846 8260B.
(2) SVOC analyses were performed using USEPA Method SW846 8270C.
(3) Pesticide analyses were performed using USEPA Method SW846 8081B.
(4) PCB analyses were performed using USEPA Method SW846 8082A.
(5) TPH analyses were performed using USEPA Method 8015D.
(6) TAL Metals analyses were performed using USEPA Method SW846 6010B.
(7) Mercury analyses were performed using USEPA Method SW846 7470A.

The following items/criteria applicable to the analysis of project samples and associated QA/QC procedures were reviewed:

- Sample Data Reporting Format
- Preservation and Holding Time Compliance
- GC/MS Instrument Performance Check
- Initial Calibration Verification (ICV)
- Continuing Calibration Verification (CCV)
- Blank Sample Analysis
- System Monitoring/Surrogate Compound Recoveries
- Laboratory Control Sample (LCS) Recoveries
- Matrix Spike/Matrix Spike Duplicate (MS/MSD) Recoveries
- Internal Standards
- Target Compound Identification
- Compound Quantitation
- Data Qualifiers
- Summary

Volatile Organic Compounds (VOCs)

Sample Data Reporting Format

The sample data are presented using USEPA Contract Laboratory Protocol (CLP) format. The data package has been reviewed for completeness and found to contain each required sample result and associated QA/QC report form. The reporting format is complete and compliant with the objectives of the project. No qualification of the data is recommended.

Preservation and Holding Time Compliance

Maximum allowable holding times for each parameter were measured from the time of sample collection to the time of sample preparation or analysis for each project sample. All project samples were found to be properly preserved or analyzed within the USEPA recommended maximum holding time, without exception. No qualification of the data is recommended.

Gas Chromatography/Mass Spectrometry (GC/MS) Instrument Performance Check

GC/MS instrument performance checks for the instruments used in the analysis of project samples fell within method specific criteria without exception. No qualification of the data is recommended.

Initial Calibration Verification (ICV)

Initial calibration checks for the instruments used in the analysis of project samples fell within the method specific criteria with the following exceptions.

Instrument	Date/ Time	Target Analyte(s)	%RSD	RRF	Corrective Action	Affected Sample(s)
V2	11/20/10 14:07	Vinyl Chloride	24.2	0.22	Action #1	TRIP BLANK
		Bromomethane	24.8	0.14	Action #1	BW-6DL
						BW-7DL
						DUP-1
						FB-1
						BW-5
						BW-8
						DUP-1DL
						BW-5DL

Action #1: Positive results are qualified "J", estimated and nondetected analytes as "UJ", estimated detection limit.

Continuing Calibration Verification (CCV)

Continuing calibration checks for the instruments used in the analysis of project samples fell within the method specific criteria, with the following exceptions:

Instrument	Date/ Time	Target Analyte(s)	%D	RRF	Corrective Action	Affected Sample(s)
V2	11/22/10 08:16	Tert-Butylbenzene	36.6	2.9	Action #1	BW-8
		2-Chloroethyl vinyl ether	10.5	0.02	Action #2	DUP-1DL
						BW-5DL

V10	11/17/10 08:29	Carbon Tetrachloride 2-Chloroethyl vinyl ether	29.7 -29.2	0.37 0.03	Action #1 Action #2	BW-5 OIL RECN+S BW-6 BW-7
V10	11/18/10 11:05	Carbon Tetrachloride Bromoform 2-Chloroethyl vinyl ether	32.3 25.5 -51.3	0.37 0.27 0.02	Action #1 Action #1 Action #2	BW-1

Action #1: Positive results are qualified "J", estimated and nondetected analytes as "UJ", estimated detection limit.
Action #2: Positive results are qualified "J", estimated and nondetected analytes as "R", rejected.

Blank Sample Analysis

In accordance with cited USEPA guidelines, positive sample results should be reported unless the concentration of the compound in the project sample is less than or equal to 10 times (10X) the amount in any blank for the common laboratory contaminants (methylene chloride, acetone, 2-butanone, cyclohexane), or 5 times (5X) the amount for other target compounds.

Target compounds were not identified in associated blank samples at a concentration above the MDL for organic parameter analyses, with the following exceptions:

Blank	**Target Analyte(s)**	**Conc.**	**Flag sample results with a "U" if ≤ this value**	**Affected Sample(s)**
FB-1	Methylene Chloride	1.1 ug/L	11 ug/L	All Samples Except TRIP BLANK

System Monitoring/Surrogate Compound Recoveries

System monitoring/surrogate compound recoveries were within the laboratory specific criteria for the analysis of the project samples without exception. No qualification of the data is recommended.

Laboratory Control Sample (LCS) and Matrix Spike/Matrix Spike Duplicate (MS/MSD) Recoveries

LCS recoveries were within the method specific criteria, with the following exceptions:

LCS ID	Compound	QC Criteria	LCS %R	Corrective Action	Affected Samples
LCSD-55748	Tetrachloroethene	45-150	153	Action #1	Trip Blank BW-6DL BW-7DL DUP-1 FB-1 BW-5
LCS-55786	Tert-Butylbenzene	70-130	133	Action #1	BW-8 DUP-1DL BW-5DL
LCS-55628	Carbon tetrachloride	65-135	139	Action #1	BW-5 OIL RECN+S
LCS-55665	2-Chloroethyl vinyl ether	70-130	47	Action #2	BW-1

Action #1: Positive results are qualified "J", estimated and nondetected results are not qualified.
Action #2: Positive results are qualified "J", estimated and nondetected results are qualified "UJ", estimated.

MS/MSD recovery data alone cannot be used to evaluate precision or accuracy of individual samples. Although the associated MS and MSD samples had VOC compounds with percent recoveries outside of the method specific criteria, due to the LCS recoveries being within the criteria, no qualification of the data is recommended.

Internal Standards (IS)

The calculated response of each IS compound fell within the QA/QC criteria, without exception.

Compound Quantitation

Compound quantitation is performed to ensure that reported quantitation results are accurate. No qualification of the data is recommended.

Data Qualifiers

Data qualifiers were assigned by the laboratory to the reported results to identify target analytes detected below the reporting limit (RL) but above the method detection limit (MDL), and/or when target analytes were detected in the associated method/preparation blank sample. Based on a spot check of the data qualifiers used, these flags appeared to be applied to the reported results in accordance with USEPA guidance. The "J" qualifier, which indicates an estimated value because the result was between the RL and MDL, was carried forward.

Compounds detected at levels above the calibration range of the instrument were qualified "E" by the laboratory. The samples were then re-analyzed at a dilution to bring the concentration within the calibration range of the instrument. Both results were reported by the laboratory and the data validator used professional judgment to select the best result for reporting purposes.

Semivolatile Organic Compounds (SVOCs)

Sample Data Reporting Format

The sample data are presented using USEPA Contract Laboratory Protocol (CLP) format. The data package has been reviewed for completeness and found to contain each required sample result and associated QA/QC report form. The reporting format is complete and compliant with the objectives of the project. No qualification of the data is recommended.

Preservation and Holding Time Compliance

Maximum allowable holding times for each parameter were measured from the time of sample collection to the time of sample preparation or analysis for each project sample. All project samples were found to be properly preserved or analyzed within the USEPA recommended maximum holding time, without exception. No qualification of the data is recommended.

Gas Chromatography/Mass Spectrometry (GC/MS) Instrument Performance Check

GC/MS instrument performance checks for the instruments used in the analysis of project samples fell within method specific criteria without exception. No qualification of the data is recommended.

Initial Calibration Verification (ICV)

Initial calibration checks for the instruments used in the analysis of project samples fell within the method specific criteria without exception. No qualification of the data is recommended.

Continuing Calibration Verification (CCV)

Continuing calibration checks for the instruments used in the analysis of project samples fell within the method specific criteria, with the following exceptions:

Inst.	Date/ Time	Target Analyte(s)	%D	RRF	Corrective Action	Affected Sample(s)
S3	11/20/10	4-Methylphenol	-34.7	0.91	Action #1	BW-1
	15:03	4-Chloro-3-Methylphenol	-25.6	0.24	Action #1	RECN+S
		Pentachlorophenol	-33.0	0.10	Action #1	
S3	11/19/10	4-Methylphenol	-38.5	0.86	Action #1	BW-6
	14:49	2,4-Dimethylphenol	-31.1	0.24	Action #1	BW-7
		4-Chloro-3-Methylphenol	-45.2	0.18	Action #1	DUP-1
						BW-8
						BW-5
						BW-5 OIL

Action #1: Positive results are qualified "J", estimated and nondetected analytes as "UJ", estimated detection limit.

Blank Sample Analysis

In accordance with cited USEPA guidelines, positive sample results should be reported unless the concentration of the compound in the project sample is less than or equal to 5 times (5X) the amount in any blank.

Target compounds were not identified in associated blank samples at a concentration above the MDL for organic parameter analyses without exception. No qualification of the data is recommended.

System Monitoring/Surrogate Compound Recoveries

System monitoring/surrogate compound recoveries were within the laboratory specific criteria for the analysis of the project samples, with the following exceptions:

Surrogate		Criteria (%)
Nitrobenzene-d5	S01	35-100
2-Fluorobiphenyl	S02	45-105
Terphenyl-d14	S03	30-125
Phenol-d5	S04	40-100
2-Fluorophenol	S05	35-105
2,4,6-Tribromophenol	S06	35-125

Project Sample ID	S01	S02	S03	S04	S05	S06	Positive Results	Non Detect (ND)
	%R	%R	%R	%R	%R	%R		
BW-5 OIL	**120**	101	114	60	78	76	J	Not Qualified
BW-1	93	**120**	117	68	87	91	J	Not Qualified

If the surrogate percent recovery is greater than the upper acceptance limit, associated target analyte positive results are qualified "J", estimated and nondetected analytes should not be qualified. If the surrogate percent recovery is less than the lower acceptance limit, associated target analyte positive results are qualified "J", estimated and nondetected analytes are qualified "UJ", estimated detection limit. If the surrogate percent recovery is less than 10%, associated target analyte positive results are qualified "J", estimated and nondetected analytes are qualified "R", rejected. All SVOC target analytes in the identified project samples should be qualified as noted above.

Laboratory Control Sample (LCS) and Matrix Spike/Matrix Spike Duplicate (MS/MSD) Recoveries

LCS recoveries were within the method specific criteria, with the following exceptions:

LCS ID	Compound	QC Criteria	LCS %R	Corrective Action	Affected Samples
LCS-55649	1,2-Dichlorobenzene	45-95	97	Action #1	BW-5 OIL
	2-Methylphenol	40-105	113	Action #1	BW-1
	4-Nitroaniline	35-115	34	Action #2	RECN+S

Action #1: Positive results are qualified "J", estimated and nondetected results are not qualified.
Action #2: Positive results are qualified "J", estimated and nondetected results are qualified "UJ", estimated.

MS/MSD recovery data alone cannot be used to evaluate precision or accuracy of individual samples. Although the associated MS and MSD samples had VOC compounds with percent recoveries outside of the method specific criteria, due to the LCS recoveries being within the criteria, no qualification of the data is recommended.

Internal Standards (IS)

The calculated response of each IS compound fell within the QA/QC criteria without exception. No qualification of the data is recommended.

Compound Quantitation

Compound quantitation is performed to ensure that reported quantitation results are accurate. No qualification of the data is recommended.

Data Qualifiers

Data qualifiers were assigned by the laboratory to the reported results to identify target analytes detected below the reporting limit (RL) but above the method detection limit (MDL), and/or when target analytes were detected in the associated method/preparation blank sample. Based on a spot check of the data qualifiers used, these flags appeared to be applied to the reported results in accordance with USEPA guidance. The "J" qualifier, which indicates an estimated value because the result was between the RL and MDL, was carried forward.

Pesticides

Preservation and Holding Time Compliance

Maximum allowable holding times for each parameter were measured from the time of sample collection to the time of sample preparation or analysis for each project sample. All project samples were found to be properly preserved or analyzed within the USEPA recommended maximum holding time without exception. No qualification of the data is recommended.

Gas Chromatography/Mass Spectrometry (GC/MS) Instrument Performance Check

GC/MS instrument performance checks for the instruments used in the analysis of project samples fell within method specific criteria without exception. No qualification of the data is recommended.

Initial Calibration Verification (ICV)

Initial calibration checks for the instruments used in the analysis of project samples fell within the method specific criteria without exception. No qualification of the data is recommended.

Continuing Calibration Verification (CCV)

Continuing calibration checks for the instruments used in the analysis of project samples fell within the method specific criteria without exception. No qualification of the data is recommended.

Blank Sample Analysis

In accordance with cited USEPA guidelines, positive sample results should be reported unless the concentration of the compound in the project sample is less than or equal the amount in any blank. Target compounds were not identified in associated blank samples at a concentration above the MDL without exception. No qualification of the data is recommended.

System Monitoring/Surrogate Compound Recoveries

System monitoring/surrogate compound recoveries were within the laboratory specific criteria for the analysis of the project samples, with the following exceptions:

Surrogate		**Criteria (%)**
Tetrachloro-m-xylene	S01	25-140
Decachlorobiphenyl	S02	30-135

Project Sample ID	S01 Col. 1 %R	S01 Col. 2 %R	S02 Col. 1 %R	S02 Col. 2 %R	Positive Results	Non Detect (ND)
BW-5	**160**	83	90	94	J	Not Qualified

If the surrogate percent recovery is greater than the upper acceptance limit, associated target analyte positive results are qualified "J", estimated and nondetected analytes should not be qualified. However, the sample results for Sample BW-5 were reported from Column 2, which had surrogate recoveries within the acceptance limit. Therefore, no qualification of the sample data is recommended.

Laboratory Control Sample (LCS) and Matrix Spike/Matrix Spike Duplicate (MS/MSD) Recoveries

LCS and MS/MSD recoveries were within the method specific criteria without exception. No qualification of the data is recommended.

Target Compound Identification

Target compounds that were detected in the project samples were detected in both GC columns at comparable concentrations that ensures no interfering analytes are present, with the following exceptions. For sample BW-5, the %Ds between the concentrations in the columns for delta-BHC, gamma-BHC (Lindane), and Heptachlor were above the method specified limit. For sample BW-5 OIL, the %Ds between the concentrations in the columns for Endosulfan II and gamma-Chlordane were above the method specified limit. For sample RECN+S, the %Ds between the concentrations in the columns for Heptachlor epoxide, Dieldrin, 4,4'-DDE, 4,4'-DDD, Endosulfan sulfate, 4,4'-DDT, and gamma-Chlordane were above the method specified limit. These indicate the possible presence of interfering analytes. The lower of the column concentrations is reported for these analytes and the results are qualified as "J", estimated.

Compound Quantitation

Compound quantitation is performed to ensure that reported quantitation results are accurate. No qualification of the data is recommended.

PCBs

Preservation and Holding Time Compliance

Maximum allowable holding times for each parameter were measured from the time of sample collection to the time of sample preparation or analysis for each project sample. All project samples were found to be properly preserved or analyzed within the USEPA recommended maximum holding time without exception. No qualification of the data is recommended.

Gas Chromatography/Mass Spectrometry (GC/MS) Instrument Performance Check

GC/MS instrument performance checks for the instruments used in the analysis of project samples fell within method specific criteria without exception. No qualification of the data is recommended.

Initial Calibration Verification (ICV)

Initial calibration checks for the instruments used in the analysis of project samples fell within the method specific criteria without exception. No qualification of the data is recommended.

Continuing Calibration Verification (CCV)

Continuing calibration checks for the instruments used in the analysis of project samples fell within the method specific criteria without exception. No qualification of the data is recommended.

Blank Sample Analysis

In accordance with cited USEPA guidelines, positive sample results should be reported unless the concentration of the compound in the project sample is less than or equal the amount in any blank. Target compounds were not identified in associated blank samples at a concentration above the MDL without exception. No qualification of the data is recommended.

System Monitoring/Surrogate Compound Recoveries

System monitoring/surrogate compound recoveries were within the laboratory specific criteria for the analysis of the project samples, with the following exceptions:

Surrogate		**Criteria (%)**
Tetrachloro-m-xylene	S01	34-147
Decachlorobiphenyl	S02	60-125

Project Sample ID	S01 Col. 1	S01 Col. 2	S02 Col. 1	S02 Col. 2	Positive Results	Non Detect (ND)
	%R	%R	%R	%R		
BW-5 OIL	96	78	68	38	J	UJ

If the surrogate percent recovery is less than the lower acceptance limit, associated target analyte positive results are qualified "J", estimated and nondetected analytes are qualified "UJ", estimated. The sample result for Aroclor-1254 in sample BW-5 OIL was reported from Column 2, so this compound should be qualified as noted above. All other compounds were reported from Column 1 and therefore should not be qualified.

Laboratory Control Sample (LCS) and MS/MSD Recoveries

LCS and MS/MSD recoveries were within the method specific criteria without exception. No qualification of the data is recommended.

Target Compound Identification

Target compounds that were detected in the project samples were detected in both GC columns at comparable concentrations that ensures no interfering analytes are present, with the following exceptions. For samples BW-5 OIL and RECN+S, the %Ds between the concentrations in the columns for Aroclor-1254 were above the method specified limit, which indicates the possible presence of interfering analytes. The lower of the column concentrations are reported for these analytes and the results are qualified as "J", estimated.

Compound Quantitation

Compound quantitation is performed to ensure that reported quantitation results are accurate. Compounds were quantitated correctly without exception.

Total Petroleum Hydrocarbons (TPH)

Preservation and Holding Time Compliance

Maximum allowable holding times for each parameter were measured from the time of sample collection to the time of sample preparation or analysis for each project sample. All project samples were found to be properly preserved or analyzed within the USEPA recommended maximum holding time without exception. No qualification of the data is recommended.

Gas Chromatography/Flame Ionization Detector (GC/FID) Instrument Performance Check

GC/FID instrument performance checks for the instruments used in the analysis of project samples fell within method specific criteria without exception. No qualification of the data is recommended.

Initial Calibration Verification (ICV)

Initial calibration checks for the instruments used in the analysis of project samples fell within the method specific criteria without exception. No qualification of the data is recommended.

Continuing Calibration Verification (CCV)

Continuing calibration checks for the instruments used in the analysis of project samples fell within the method specific criteria without exception. No qualification of the data is recommended.

Blank Sample Analysis

In accordance with cited USEPA guidelines, positive sample results should be reported unless the concentration of the compound in the project sample is less than or equal the amount in any blank. Target compounds were not identified in associated blank samples at a concentration above the MDL without exception. No qualification of the data is recommended.

System Monitoring/Surrogate Compound Recoveries

System monitoring/surrogate compound recoveries were within the laboratory specific criteria for the analysis of the project samples, with the following exceptions:

Surrogate		Criteria (%)
Ortho-Terphenyl	S01	50-150

Project Sample ID	S01 Col. 1 %R	Positive Results	Non Detect (ND)
RECN+S	0	J	UJ

If the surrogate percent recovery is less than the lower acceptance limit, associated target analyte positive results are qualified "J", estimated and nondetected analytes are qualified "UJ", estimated. The sample result for TPH in sample RECN+S should be qualified as noted above.

Laboratory Control Sample (LCS) and MS/MSD Recoveries

LCS and MS/MSD recoveries were within the method specific criteria without exception. No qualification of the data is recommended.

Compound Quantitation

Compound quantitation is performed to ensure that reported quantitation results are accurate. Compounds were quantitated correctly without exception.

Metals

Preservation and Holding Time Compliance

Maximum allowable holding times for each parameter were measured from the time of sample collection to the time of sample preparation or analysis for each project sample. All project samples were found to be properly preserved or analyzed within the USEPA recommended maximum holding time without exception. No qualification of the data is recommended.

Initial Calibration Verification (ICV)

Initial calibration checks for the instruments used in the analysis of project samples fell within the method specific criteria without exception. No qualification of the data is recommended.

Continuing Calibration Verification (CCV)

Continuing calibration checks for the instruments used in the analysis of project samples fell within the method specific criteria without exception. No qualification of the data is recommended.

Blank Sample Analysis

In accordance with cited USEPA guidelines, positive sample results should be reported unless the concentration of the compound in the project sample is less than or equal to 5 times (5X) the amount in the associated blank sample.

Target compounds were not identified in associated blank samples at a concentration above the MDL for metals analyses, with the following exceptions:

Blank	Target Analyte(s)	Conc.	Flag sample results with a "U" if ≤ this value	Affected Sample(s)
MB-55594	Calcium	126 ug/L	630 ug/L	BW-5
	Iron	77.2 ug/L	386 ug/L	BW-6
	Sodium	38.8 ug/L	194 ug/L	BW-7
	Zinc	7.74 ug/L	38.7 ug/L	BW-8
				DUP-1
MB-55684	Aluminum	2.12 mg/kg	10.6 mg/kg	BW-1
	Beryllium	0.002 mg/kg	0.01 mg/kg	BW-5 OIL
	Magnesium	2.0 mg/kg	10 mg/kg	RECN+S

Note: Preparation Blank associated samples include all samples analyzed within the sample analytical batch.

Interference Check Sample Analysis

The interference check sample solution percent recoveries (%Rs) fell within the method required control limits without exception. No qualification of the data is recommended.

Laboratory Control Sample (LCS) Analysis

The LCS %Rs fell within the method required control limits without exception. No qualification of the data is recommended.

Matrix Spike/Matrix Spike Duplicate (MS/MSD) Analysis

The MS/MSD %Rs fell within the method required control limits (75-125%) without exception. No qualification of the data is recommended.

Laboratory Duplicate Analysis

The laboratory duplicate percent differences (%Ds) fell within the method required control limits without exception. No qualification of the data is recommended.

ICP Serial Dilution Analysis

The ICP Serial Dilution %Ds fell within the method required control limits, with the following exceptions:

ICP Serial Dilution ID	Compound	%D	Corrective Action	Affected Samples
BW-6	Barium	41	Action #1	All Aqueous Samples

Action #1: Positive results were qualified as "J", estimated and nondetected results were qualified as "UJ", estimated detection limit.

Compound Quantitation

Compound quantitation is performed to ensure that reported quantitation results are accurate. Compounds were quantitated correctly without exception.

Data Qualifiers

Data qualifiers were assigned by the laboratory to the reported results to identify target analytes detected below the reporting limit (RL) but above the method detection limit (MDL), and/or when target analytes were detected in the associated method/preparation blank sample. Based on a spot check of the data qualifiers used, these flags appeared to be applied to the reported results in accordance with USEPA guidance. The "B" qualifiers, which indicate an estimated value because the result was between the RL and MDL, were changed to "J" qualifiers by the data reviewer.

Summary

The results presented in each report were found to be compliant with the data quality objectives for the project and usable. Based on our review, the usability of the data is 100%, with the few exceptions noted above.

1B - FORM I VOA-2

VOLATILE ORGANICS ANALYSIS DATA SHEET

EPA SAMPLE NO.

BW-6

Lab Name: MITKEM LABORATORIES Contract:

Lab Code: MITKEM Case No.: J2348 Mod. Ref No.: SDG No.: SJ2348

Matrix: (SOIL/SED/WATER) WATER Lab Sample ID: J2348-01A

Sample wt/vol: 5.00 (g/mL) ML Lab File ID: V8A0266.D

Level: (TRACE/LOW/MED) LOW Date Received: 11/12/2010

% Moisture: not dec. Date Analyzed: 11/17/2010

GC Column: DB-624 ID: 0.25 (mm) Dilution Factor: 1.0

Soil Extract Volume: (uL) Soil Aliquot Volume: (uL)

Purge Volume: 5.0 (mL)

CAS NO.	COMPOUND	CONCENTRATION UNITS: (ug/L or ug/Kg) µG/L	Q
74-87-3	Chloromethane	5.0	U
~~75-01-4~~	~~Vinyl chloride~~	~~620~~	~~E~~
74-83-9	Bromomethane	5.0	U
75-00-3	Chloroethane	5.0	U
75-69-4	Trichlorofluoromethane	5.0	U
75-35-4	1,1-Dichloroethene	33	
67-64-1	Acetone	5.0	U
75-15-0	Carbon disulfide	5.0	U
75-09-2	Methylene chloride	5.0	U
156-60-5	trans-1,2-Dichloroethene	27	
1634-04-4	Methyl tert-butyl ether	5.0	U
75-34-3	1,1-Dichloroethane	1.2	J
108-05-4	Vinyl acetate	5.0	U
78-93-3	2-Butanone	5.0	U
~~156-59-2~~	~~cis-1,2-Dichloroethene~~	~~2500~~	~~E~~
67-66-3	Chloroform	5.0	U
71-55-6	1,1,1-Trichloroethane	5.0	U
56-23-5	Carbon tetrachloride	5.0	UJ
107-06-2	1,2-Dichloroethane	5.0	U
71-43-2	Benzene	5.0	U
~~79-01-6~~	~~Trichloroethene~~	~~3400~~	~~E~~
78-87-5	1,2-Dichloropropane	5.0	U
75-27-4	Bromodichloromethane	5.0	U
10061-01-5	cis-1,3-Dichloropropene	5.0	U
108-10-1	4-Methyl-2-pentanone	5.0	U
108-88-3	Toluene	5.0	U
10061-02-6	trans-1,3-Dichloropropene	5.0	U
79-00-5	1,1,2-Trichloroethane	5.0	U
127-18-4	Tetrachloroethene	3.6	J
591-78-6	2-Hexanone	5.0	U
124-48-1	Dibromochloromethane	5.0	U
108-90-7	Chlorobenzene	5.0	U
100-41-4	Ethylbenzene	1.4	J
1330-20-7	m,p-Xylene	5.0	U
95-47-6	o-Xylene	5.0	U

1B - FORM I VOA-2

VOLATILE ORGANICS ANALYSIS DATA SHEET

EPA SAMPLE NO.

BW-6

Lab Name: MITKEM LABORATORIES Contract:

Lab Code: MITKEM Case No.: J2348 Mod. Ref No.: SDG No.: SJ2348

Matrix: (SOIL/SED/WATER) WATER Lab Sample ID: J2348-01A

Sample wt/vol: 5.00 (g/mL) ML Lab File ID: V8A0266.D

Level: (TRACE/LOW/MED) LOW Date Received: 11/12/2010

% Moisture: not dec. Date Analyzed: 11/17/2010

GC Column: DB-624 ID: 0.25 (mm) Dilution Factor: 1.0

Soil Extract Volume: (uL) Soil Aliquot Volume: (uL)

Purge Volume: 5.0 (mL)

CAS NO.	COMPOUND	CONCENTRATION UNITS: (ug/L or ug/Kg) µG/L	Q
1330-20-7	Xylene (Total)	5.0	U
100-42-5	Styrene	5.0	U
75-25-2	Bromoform	5.0	U
98-82-8	Isopropylbenzene	5.0	U
79-34-5	1,1,2,2-Tetrachloroethane	5.0	U
103-65-1	n-Propylbenzene	5.0	U
108-67-8	1,3,5-Trimethylbenzene	5.0	U
98-06-6	tert-Butylbenzene	5.0	U
95-63-6	1,2,4-Trimethylbenzene	5.0	U
135-98-8	sec-Butylbenzene	5.0	U
99-87-6	4-Isopropyltoluene	5.0	U
541-73-1	1,3-Dichlorobenzene	5.0	U
106-46-7	1,4-Dichlorobenzene	5.0	U
104-51-8	n-Butylbenzene	5.0	U
95-50-1	1,2-Dichlorobenzene	5.0	U
91-20-3	Naphthalene	5.0	U
110-75-8	2-Chloroethyl vinyl ether	5.0	UJ

1J - FORM I VOA-TIC

VOLATILE ORGANICS ANALYSIS DATA SHEET

TENTATIVELY IDENTIFIED COMPOUNDS

EPA SAMPLE NO.

BW-6

Lab Name: MITKEM LABORATORIES Contract:

Lab Code: MITKEM Case No.: J2348 Mod. Ref No.: SDG No.: SJ2348

Matrix: (SOIL/SED/WATER) WATER Lab Sample ID: J2348-01A

Sample wt/vol: 5.00 (g/mL) ML Lab File ID: V8A0266.D

Level: (TRACE or LOW/MED) LOW Date Received: 11/12/2010

% Moisture: not dec. Date Analyzed: 11/17/2010

GC Column: DB-624 ID: 0.25 (mm) Dilution Factor: 1.0

Soil Extract Volume: (uL) Soil Aliquot Volume: (uL)

CONCENTRATION UNITS: (ug/L or ug/Kg) µG/L Purge Volume: 5.0 (mL)

	CAS NUMBER	COMPOUND NAME	RT	EST. CONC.	Q
01	2050-67-1	1,1'-Biphenyl, 3,3'-dichloro	15.171	13	NJ
	E966796[1]	Total Alkanes	N/A		

[1]EPA-designated Registry Number.

1A - FORM I VOA-1

VOLATILE ORGANICS ANALYSIS DATA SHEET

EPA SAMPLE NO.

BW-6DL

Lab Name: MITKEM LABORATORIES Contract:

Lab Code: MITKEM Case No.: J2348 Mod. Ref No.: SDG No.: SJ2348

Matrix: (SOIL/SED/WATER) WATER Lab Sample ID: J2348-01ADL

Sample wt/vol: 5.00 (g/mL) ML Lab File ID: V2L9645.D

Level: (TRACE/LOW/MED) LOW Date Received: 11/12/2010

% Moisture: not dec. Date Analyzed: 11/20/2010

GC Column: DB-624 ID: 0.25 (mm) Dilution Factor: 40.0

Soil Extract Volume: (uL) Soil Aliquot Volume: (uL)

Purge Volume: 5.0 (mL)

CAS NO.	COMPOUND	CONCENTRATION UNITS: (ug/L or ug/Kg) µG/L	Q
74-87-3	Chloromethane	200	U
75-01-4	Vinyl chloride	1100	D J
74-83-9	Bromomethane	200	U
75-00-3	Chloroethane	200	U
75-69-4	Trichlorofluoromethane	200	U
75-35-4	1,1-Dichloroethene	47	DJ
67-64-1	Acetone	200	U
75-15-0	Carbon disulfide	200	U
75-09-2	Methylene chloride	200	U
156-60-5	trans-1,2-Dichloroethene	200	U
1634-04-4	Methyl tert-butyl ether	200	U
75-34-3	1,1-Dichloroethane	200	U
108-05-4	Vinyl acetate	200	U
78-93-3	2-Butanone	200	U
156-59-2	cis-1,2-Dichloroethene	3300	D
67-66-3	Chloroform	200	U
71-55-6	1,1,1-Trichloroethane	200	U
56-23-5	Carbon tetrachloride	200	U
107-06-2	1,2-Dichloroethane	200	U
71-43-2	Benzene	200	U
79-01-6	Trichloroethene	4700	D
78-87-5	1,2-Dichloropropane	200	U
75-27-4	Bromodichloromethane	200	U
10061-01-5	cis-1,3-Dichloropropene	200	U
108-10-1	4-Methyl-2-pentanone	200	U
108-88-3	Toluene	200	U
10061-02-6	trans-1,3-Dichloropropene	200	U
79-00-5	1,1,2-Trichloroethane	200	U
127-18-4	Tetrachloroethene	200	U
591-78-6	2-Hexanone	200	U
124-48-1	Dibromochloromethane	200	U
108-90-7	Chlorobenzene	200	U
100-41-4	Ethylbenzene	200	U
1330-20-7	m,p-Xylene	200	U
95-47-6	o-Xylene	200	U

1B - FORM I VOA-2

VOLATILE ORGANICS ANALYSIS DATA SHEET

EPA SAMPLE NO.

BW-6DL

Lab Name: MITKEM LABORATORIES | Contract:

Lab Code: MITKEM | Case No.: J2348 | Mod. Ref No.: | SDG No.: SJ2348

Matrix: (SOIL/SED/WATER) WATER | Lab Sample ID: J2348-01ADL

Sample wt/vol: 5.00 (g/mL) ML | Lab File ID: V2L9645.D

Level: (TRACE/LOW/MED) LOW | Date Received: 11/12/2010

% Moisture: not dec. | Date Analyzed: 11/20/2010

GC Column: DB-624 | ID: 0.25 (mm) | Dilution Factor: 40.0

Soil Extract Volume: (uL) | Soil Aliquot Volume: (uL)

Purge Volume: 5.0 (mL)

CAS NO.	COMPOUND	CONCENTRATION UNITS: (ug/L or ug/Kg) µG/L	Q
1330-20-7	Xylene (Total)	200	U
100-42-5	Styrene	200	U
75-25-2	Bromoform	200	U
98-82-8	Isopropylbenzene	200	U
79-34-5	1,1,2,2-Tetrachloroethane	200	U
103-65-1	n-Propylbenzene	200	U
108-67-8	1,3,5-Trimethylbenzene	200	U
98-06-6	tert-Butylbenzene	200	U
95-63-6	1,2,4-Trimethylbenzene	200	U
135-98-8	sec-Butylbenzene	200	U
99-87-6	4-Isopropyltoluene	200	U
541-73-1	1,3-Dichlorobenzene	200	U
106-46-7	1,4-Dichlorobenzene	200	U
104-51-8	n-Butylbenzene	200	U
95-50-1	1,2-Dichlorobenzene	200	U
91-20-3	Naphthalene	200	U
110-75-8	2-Chloroethyl vinyl ether	200	U

EGL
12/29/10

1J - FORM I VOA-TIC

VOLATILE ORGANICS ANALYSIS DATA SHEET

TENTATIVELY IDENTIFIED COMPOUNDS

EPA SAMPLE NO.

BW-6DL

Lab Name: MITKEM LABORATORIES Contract:

Lab Code: MITKEM Case No.: J2348 Mod. Ref No.: SDG No.: SJ2348

Matrix: (SOIL/SED/WATER) WATER Lab Sample ID: J2348-01ADL

Sample wt/vol: 5.00 (g/mL) ML Lab File ID: V2L9645.D

Level: (TRACE or LOW/MED) LOW Date Received: 11/12/2010

% Moisture: not dec. Date Analyzed: 11/20/2010

GC Column: DB-624 ID: 0.25 (mm) Dilution Factor: 40.0

Soil Extract Volume: (uL) Soil Aliquot Volume: (uL)

CONCENTRATION UNITS: (ug/L or ug/Kg) µG/L Purge Volume: 5.0 (mL)

CAS NUMBER	COMPOUND NAME	RT	EST. CONC.	Q
E96679[1]	Total Alkanes	N/A		

[1]EPA-designated Registry Number.

EGL 12/29/10

1A - FORM I VOA-1

VOLATILE ORGANICS ANALYSIS DATA SHEET

EPA SAMPLE NO.

BW-7

Lab Name: MITKEM LABORATORIES Contract:

Lab Code: MITKEM Case No.: J2348 Mod. Ref No.: SDG No.: SJ2348

Matrix: (SOIL/SED/WATER) WATER Lab Sample ID: J2348-02A

Sample wt/vol: 5.00 (g/mL) ML Lab File ID: V8A0267.D

Level: (TRACE/LOW/MED) LOW Date Received: 11/12/2010

% Moisture: not dec. Date Analyzed: 11/17/2010

GC Column: DB-624 ID: 0.25 (mm) Dilution Factor: 1.0

Soil Extract Volume: (uL) Soil Aliquot Volume: (uL)

Purge Volume: 5.0 (mL)

CAS NO.	COMPOUND	CONCENTRATION UNITS: (ug/L or ug/Kg) µG/L	Q
74-87-3	Chloromethane	5.0	U
75-01-4	Vinyl chloride	63	
74-83-9	Bromomethane	5.0	U
75-00-3	Chloroethane	5.0	U
75-69-4	Trichlorofluoromethane	5.0	U
75-35-4	1,1-Dichloroethene	5.7	
67-64-1	Acetone	5.0	U
75-15-0	Carbon disulfide	5.0	U
75-09-2	Methylene chloride	5.0	U
156-60-5	trans-1,2-Dichloroethene	4.9	J
1634-04-4	Methyl tert-butyl ether	5.0	U
75-34-3	1,1-Dichloroethane	1.2	J
108-05-4	Vinyl acetate	5.0	U
78-93-3	2-Butanone	5.0	U
156-59-2	cis-1,2-Dichloroethene	560	E
67-66-3	Chloroform	5.0	U
71-55-6	1,1,1-Trichloroethane	5.0	U
56-23-5	Carbon tetrachloride	5.0	UJ
107-06-2	1,2-Dichloroethane	5.0	U
71-43-2	Benzene	5.0	U
79-01-6	Trichloroethene	750	E
78-87-5	1,2-Dichloropropane	5.0	U
75-27-4	Bromodichloromethane	5.0	U
10061-01-5	cis-1,3-Dichloropropene	5.0	U
108-10-1	4-Methyl-2-pentanone	5.0	U
108-88-3	Toluene	5.0	U
10061-02-6	trans-1,3-Dichloropropene	5.0	U
79-00-5	1,1,2-Trichloroethane	5.0	U
127-18-4	Tetrachloroethene	5.0	U
591-78-6	2-Hexanone	5.0	U
124-48-1	Dibromochloromethane	5.0	U
108-90-7	Chlorobenzene	5.0	U
100-41-4	Ethylbenzene	5.0	U
1330-20-7	m,p-Xylene	5.0	U
95-47-6	o-Xylene	5.0	U

1B - FORM I VOA-2

VOLATILE ORGANICS ANALYSIS DATA SHEET

EPA SAMPLE NO.

BW-7

Lab Name: MITKEM LABORATORIES Contract:

Lab Code: MITKEM Case No.: J2348 Mod. Ref No.: SDG No.: SJ2348

Matrix: (SOIL/SED/WATER) WATER Lab Sample ID: J2348-02A

Sample wt/vol: 5.00 (g/mL) ML Lab File ID: V8A0267.D

Level: (TRACE/LOW/MED) LOW Date Received: 11/12/2010

% Moisture: not dec. Date Analyzed: 11/17/2010

GC Column: DB-624 ID: 0.25 (mm) Dilution Factor: 1.0

Soil Extract Volume: (uL) Soil Aliquot Volume: (uL)

Purge Volume: 5.0 (mL)

CAS NO.	COMPOUND	CONCENTRATION UNITS: (ug/L or ug/Kg) pG/L	Q
1330-20-7	Xylene (Total)	5.0	U
100-42-5	Styrene	5.0	U
75-25-2	Bromoform	5.0	U
98-82-8	Isopropylbenzene	5.0	U
79-34-5	1,1,2,2-Tetrachloroethane	5.0	U
103-65-1	n-Propylbenzene	5.0	U
108-67-8	1,3,5-Trimethylbenzene	5.0	U
98-06-6	tert-Butylbenzene	5.0	U
95-63-6	1,2,4-Trimethylbenzene	5.0	U
135-98-8	sec-Butylbenzene	5.0	U
99-87-6	4-Isopropyltoluene	5.0	U
541-73-1	1,3-Dichlorobenzene	5.0	U
106-46-7	1,4-Dichlorobenzene	5.0	U
104-51-8	n-Butylbenzene	5.0	U
95-50-1	1,2-Dichlorobenzene	5.0	U
91-20-3	Naphthalene	5.0	U
110-75-8	2-Chloroethyl vinyl ether	5.0	U R

EGL
12/29/10

s10.10.18.A

SW846

1J - FORM I VOA-TIC

VOLATILE ORGANICS ANALYSIS DATA SHEET

TENTATIVELY IDENTIFIED COMPOUNDS

EPA SAMPLE NO.

BW-7

Lab Name: MITKEM LABORATORIES Contract:

Lab Code: MITKEM Case No.: J2348 Mod. Ref No.: SDG No.: SJ2348

Matrix: (SOIL/SED/WATER) WATER Lab Sample ID: J2348-02A

Sample wt/vol: 5.00 (g/mL) ML Lab File ID: V8A0267.D

Level: (TRACE or LOW/MED) LOW Date Received: 11/12/2010

% Moisture: not dec. Date Analyzed: 11/17/2010

GC Column: DB-624 ID: 0.25 (mm) Dilution Factor: 1.0

Soil Extract Volume: (uL) Soil Aliquot Volume: (uL)

CONCENTRATION UNITS: (ug/L or ug/Kg) µG/L Purge Volume: 5.0 (mL)

CAS NUMBER	COMPOUND NAME	RT	EST. CONC.	Q
E96679([1]	Total Alkanes	N/A		

[1] EPA-designated Registry Number.

EGL
12/29/10

1A - FORM I VOA-1

VOLATILE ORGANICS ANALYSIS DATA SHEET

EPA SAMPLE NO.

BW-7DL

Lab Name: MITKEM LABORATORIES Contract:

Lab Code: MITKEM Case No.: J2348 Mod. Ref No.: SDG No.: SJ2348

Matrix: (SOIL/SED/WATER) WATER Lab Sample ID: J2348-02ADL

Sample wt/vol: 5.00 (g/mL) ML Lab File ID: V2L9646.D

Level: (TRACE/LOW/MED) LOW Date Received: 11/12/2010

% Moisture: not dec. Date Analyzed: 11/20/2010

GC Column: DB-624 ID: 0.25 (mm) Dilution Factor: 10.0

Soil Extract Volume: (uL) Soil Aliquot Volume: (uL)

Purge Volume: 5.0 (mL)

CAS NO.	COMPOUND	CONCENTRATION UNITS: (ug/L or ug/Kg) ug/L	Q
74-87-3	Chloromethane	50	U
75-01-4	Vinyl chloride	66	D
74-83-9	Bromomethane	50	U
75-00-3	Chloroethane	50	U
75-69-4	Trichlorofluoromethane	50	U
75-35-4	1,1-Dichloroethene	50	U
67-64-1	Acetone	50	U
75-15-0	Carbon disulfide	50	U
75-09-2	Methylene chloride	50	U
156-60-5	trans-1,2-Dichloroethene	50	U
1634-04-4	Methyl tert-butyl ether	50	U
75-34-3	1,1-Dichloroethane	50	U
108-05-4	Vinyl acetate	50	U
78-93-3	2-Butanone	50	U
156-59-2	cis-1,2-Dichloroethene	590	D
67-66-3	Chloroform	50	U
71-55-6	1,1,1-Trichloroethane	50	U
56-23-5	Carbon tetrachloride	50	U
107-06-2	1,2-Dichloroethane	50	U
71-43-2	Benzene	50	U
79-01-6	Trichloroethene	740	D
78-87-5	1,2-Dichloropropane	50	U
75-27-4	Bromodichloromethane	50	U
10061-01-5	cis-1,3-Dichloropropene	50	U
108-10-1	4-Methyl-2-pentanone	50	U
108-88-3	Toluene	50	U
10061-02-6	trans-1,3-Dichloropropene	50	U
79-00-5	1,1,2-Trichloroethane	50	U
127-18-4	Tetrachloroethene	50	U
591-78-6	2-Hexanone	50	U
124-48-1	Dibromochloromethane	50	U
108-90-7	Chlorobenzene	50	U
100-41-4	Ethylbenzene	50	U
1330-20-7	m,p-Xylene	50	U
95-47-6	o-Xylene	50	U

1B - FORM I VOA-2

VOLATILE ORGANICS ANALYSIS DATA SHEET

EPA SAMPLE NO.

BW-7DL

Lab Name: MITKEM LABORATORIES

Contract:

Lab Code: MITKEM Case No.: J2348

Mod. Ref No.: SDG No.: SJ2348

Matrix: (SOIL/SED/WATER) WATER

Lab Sample ID: J2348-02ADL

Sample wt/vol: 5.00 (g/mL) ML

Lab File ID: V2L9646.D

Level: (TRACE/LOW/MED) LOW

Date Received: 11/12/2010

% Moisture: not dec.

Date Analyzed: 11/20/2010

GC Column: DB-624 ID: 0.25 (mm)

Dilution Factor: 10.0

Soil Extract Volume: (uL)

Soil Aliquot Volume: (uL)

Purge Volume: 5.0 (mL)

CAS NO.	COMPOUND	CONCENTRATION UNITS: (ug/L or ug/Kg) µG/L	Q
1330-20-7	Xylene (Total)	50	U
100-42-5	Styrene	50	U
75-25-2	Bromoform	50	U
98-82-8	Isopropylbenzene	50	U
79-34-5	1,1,2,2-Tetrachloroethane	50	U
103-65-1	n-Propylbenzene	50	U
108-67-8	1,3,5-Trimethylbenzene	50	U
98-06-6	tert-Butylbenzene	50	U
95-63-6	1,2,4-Trimethylbenzene	50	U
135-98-8	sec-Butylbenzene	50	U
99-87-6	4-Isopropyltoluene	50	U
541-73-1	1,3-Dichlorobenzene	50	U
106-46-7	1,4-Dichlorobenzene	50	U
104-51-8	n-Butylbenzene	50	U
95-50-1	1,2-Dichlorobenzene	50	U
91-20-3	Naphthalene	50	U
110-75-8	2-Chloroethyl vinyl ether	50	U

EGL
12/29/10

1J - FORM I VOA-TIC

VOLATILE ORGANICS ANALYSIS DATA SHEET

TENTATIVELY IDENTIFIED COMPOUNDS

EPA SAMPLE NO.

BW-7DL

Lab Name: MITKEM LABORATORIES Contract:

Lab Code: MITKEM Case No.: J2348 Mod. Ref No.: SDG No.: SJ2348

Matrix: (SOIL/SED/WATER) WATER Lab Sample ID: J2348-02ADL

Sample wt/vol: 5.00 (g/mL) ML Lab File ID: V2L9646.D

Level: (TRACE or LOW/MED) LOW Date Received: 11/12/2010

% Moisture: not dec. Date Analyzed: 11/20/2010

GC Column: DB-624 ID: 0.25 (mm) Dilution Factor: 10.0

Soil Extract Volume: (uL) Soil Aliquot Volume: (uL)

CONCENTRATION UNITS: (ug/L or ug/Kg) µG/L Purge Volume: 5.0 (mL)

CAS NUMBER	COMPOUND NAME	RT	EST. CONC.	Q
~~E96679~~[1]	Total Alkanes	N/A		

[1]EPA-designated Registry Number.

BGL 12/29/10

s10.10.18.A

SW846

1A - FORM I VOA-1

VOLATILE ORGANICS ANALYSIS DATA SHEET

EPA SAMPLE NO.

DUP-1

Lab Name: MITKEM LABORATORIES Contract:

Lab Code: MITKEM Case No.: J2348 Mod. Ref No.: SDG No.: SJ2348

Matrix: (SOIL/SED/WATER) WATER Lab Sample ID: J2348-03A

Sample wt/vol: 5.00 (g/mL) ML Lab File ID: V2L9647.D

Level: (TRACE/LOW/MED) LOW Date Received: 11/12/2010

% Moisture: not dec. Date Analyzed: 11/20/2010

GC Column: DB-624 ID: 0.25 (mm) Dilution Factor: 1.0

Soil Extract Volume: (uL) Soil Aliquot Volume: (uL)

Purge Volume: 5.0 (mL)

CAS NO.	COMPOUND	CONCENTRATION UNITS: (ug/L or ug/Kg) µG/L	Q
74-87-3	Chloromethane	5.0	U
75-01-4	Vinyl chloride	110	J
74-83-9	Bromomethane	5.0	U
75-00-3	Chloroethane	5.0	U
75-69-4	Trichlorofluoromethane	5.0	U
75-35-4	1,1-Dichloroethene	6.7	
67-64-1	Acetone	5.0	U
75-15-0	Carbon disulfide	5.0	U
75-09-2	Methylene chloride	5.0	U
156-60-5	trans-1,2-Dichloroethene	10	
1634-04-4	Methyl tert-butyl ether	5.0	U
75-34-3	1,1-Dichloroethane	1.6	J
108-05-4	Vinyl acetate	5.0	U
78-93-3	2-Butanone	5.0	U
~~156-59-2~~	~~cis-1,2-Dichloroethene~~	810	E
67-66-3	Chloroform	5.0	U
71-55-6	1,1,1-Trichloroethane	5.0	U
56-23-5	Carbon tetrachloride	5.0	U
107-06-2	1,2-Dichloroethane	5.0	U
71-43-2	Benzene	5.0	U
~~79-01-6~~	~~Trichloroethene~~	1200	E
78-87-5	1,2-Dichloropropane	5.0	U
75-27-4	Bromodichloromethane	5.0	U
10061-01-5	cis-1,3-Dichloropropene	5.0	U
108-10-1	4-Methyl-2-pentanone	5.0	U
108-88-3	Toluene	5.0	U
10061-02-6	trans-1,3-Dichloropropene	5.0	U
79-00-5	1,1,2-Trichloroethane	5.0	U
127-18-4	Tetrachloroethene	5.0	U
591-78-6	2-Hexanone	5.0	U
124-48-1	Dibromochloromethane	5.0	U
108-90-7	Chlorobenzene	5.0	U
100-41-4	Ethylbenzene	5.0	U
1330-20-7	m,p-Xylene	5.0	U
95-47-6	o-Xylene	5.0	U

1B - FORM I VOA-2

VOLATILE ORGANICS ANALYSIS DATA SHEET

EPA SAMPLE NO.

DUP-1

Lab Name: MITKEM LABORATORIES Contract:

Lab Code: MITKEM Case No.: J2348 Mod. Ref No.: SDG No.: SJ2348

Matrix: (SOIL/SED/WATER) WATER Lab Sample ID: J2348-03A

Sample wt/vol: 5.00 (g/mL) ML Lab File ID: V2L9647.D

Level: (TRACE/LOW/MED) LOW Date Received: 11/12/2010

% Moisture: not dec. Date Analyzed: 11/20/2010

GC Column: DB-624 ID: 0.25 (mm) Dilution Factor: 1.0

Soil Extract Volume: (uL) Soil Aliquot Volume: (uL)

Purge Volume: 5.0 (mL)

CAS NO.	COMPOUND	CONCENTRATION UNITS: (ug/L or ug/Kg) µG/L	Q
1330-20-7	Xylene (Total)	5.0	U
100-42-5	Styrene	5.0	U
75-25-2	Bromoform	5.0	U
98-82-8	Isopropylbenzene	5.0	U
79-34-5	1,1,2,2-Tetrachloroethane	5.0	U
103-65-1	n-Propylbenzene	5.0	U
108-67-8	1,3,5-Trimethylbenzene	5.0	U
98-06-6	tert-Butylbenzene	5.0	U
95-63-6	1,2,4-Trimethylbenzene	5.0	U
135-98-8	sec-Butylbenzene	5.0	U
99-87-6	4-Isopropyltoluene	5.0	U
541-73-1	1,3-Dichlorobenzene	5.0	U
106-46-7	1,4-Dichlorobenzene	5.0	U
104-51-8	n-Butylbenzene	5.0	U
95-50-1	1,2-Dichlorobenzene	5.0	U
91-20-3	Naphthalene	5.0	U
110-75-8	2-Chloroethyl vinyl ether	5.0	U

EGL
12/29/10

1J - FORM I VOA-TIC

VOLATILE ORGANICS ANALYSIS DATA SHEET

TENTATIVELY IDENTIFIED COMPOUNDS

EPA SAMPLE NO.

DUP-1

Lab Name: MITKEM LABORATORIES Contract:

Lab Code: MITKEM Case No.: J2348 Mod. Ref No.: SDG No.: SJ2348

Matrix: (SOIL/SED/WATER) WATER Lab Sample ID: J2348-03A

Sample wt/vol: 5.00 (g/mL) ML Lab File ID: V2L9647.D

Level: (TRACE or LOW/MED) LOW Date Received: 11/12/2010

% Moisture: not dec. Date Analyzed: 11/20/2010

GC Column: DB-624 ID: 0.25 (mm) Dilution Factor: 1.0

Soil Extract Volume: (uL) Soil Aliquot Volume: (uL)

CONCENTRATION UNITS: (ug/L or ug/Kg) µG/L Purge Volume: 5.0 (mL)

CAS NUMBER	COMPOUND NAME	RT	EST. CONC.	Q
E966796[1]	Total Alkanes	N/A		

[1]EPA-designated Registry Number.

EGL 12/29/10

1A - FORM I VOA-1

VOLATILE ORGANICS ANALYSIS DATA SHEET

EPA SAMPLE NO.

DUP-1DL

Lab Name: MITKEM LABORATORIES Contract:

Lab Code: MITKEM Case No.: J2348 Mod. Ref No.: SDG No.: SJ2348

Matrix: (SOIL/SED/WATER) WATER Lab Sample ID: J2348-03ADL

Sample wt/vol: 5.00 (g/mL) ML Lab File ID: V2L9719.D

Level: (TRACE/LOW/MED) LOW Date Received: 11/12/2010

% Moisture: not dec. Date Analyzed: 11/22/2010

GC Column: DB-624 ID: 0.25 (mm) Dilution Factor: 10.0

Soil Extract Volume: (uL) Soil Aliquot Volume: (uL)

Purge Volume: 5.0 (mL)

CAS NO.	COMPOUND	CONCENTRATION UNITS: (ug/L or ug/Kg) µG/L	Q
74-87-3	Chloromethane	50	U
75-01-4	Vinyl chloride	68	D
74-83-9	Bromomethane	50	U
75-00-3	Chloroethane	50	U
75-69-4	Trichlorofluoromethane	50	U
75-35-4	1,1-Dichloroethene	50	U
67-64-1	Acetone	50	U
75-15-0	Carbon disulfide	50	U
75-09-2	Methylene chloride	50	U
156-60-5	trans-1,2-Dichloroethene	50	U
1634-04-4	Methyl tert-butyl ether	50	U
75-34-3	1,1-Dichloroethane	50	U
108-05-4	Vinyl acetate	50	U
78-93-3	2-Butanone	50	U
156-59-2	cis-1,2-Dichloroethene	600	D
67-66-3	Chloroform	50	U
71-55-6	1,1,1-Trichloroethane	50	U
56-23-5	Carbon tetrachloride	50	U
107-06-2	1,2-Dichloroethane	50	U
71-43-2	Benzene	50	U
79-01-6	Trichloroethene	860	D
78-87-5	1,2-Dichloropropane	50	U
75-27-4	Bromodichloromethane	50	U
10061-01-5	cis-1,3-Dichloropropene	50	U
108-10-1	4-Methyl-2-pentanone	50	U
108-88-3	Toluene	50	U
10061-02-6	trans-1,3-Dichloropropene	50	U
79-00-5	1,1,2-Trichloroethane	50	U
127-18-4	Tetrachloroethene	50	U
591-78-6	2-Hexanone	50	U
124-48-1	Dibromochloromethane	50	U
108-90-7	Chlorobenzene	50	U
100-41-4	Ethylbenzene	50	U
1330-20-7	m,p-Xylene	50	U
95-47-6	o-Xylene	50	U

1B - FORM I VOA-2

VOLATILE ORGANICS ANALYSIS DATA SHEET

EPA SAMPLE NO.

DUP-1DL

Lab Name: MITKEM LABORATORIES Contract:

Lab Code: MITKEM Case No.: J2348 Mod. Ref No.: SDG No.: SJ2348

Matrix: (SOIL/SED/WATER) WATER Lab Sample ID: J2348-03ADL

Sample wt/vol: 5.00 (g/mL) ML Lab File ID: V2L9719.D

Level: (TRACE/LOW/MED) LOW Date Received: 11/12/2010

% Moisture: not dec. Date Analyzed: 11/22/2010

GC Column: DB-624 ID: 0.25 (mm) Dilution Factor: 10.0

Soil Extract Volume: (uL) Soil Aliquot Volume: (uL)

Purge Volume: 5.0 (mL)

CAS NO.	COMPOUND	CONCENTRATION UNITS: (ug/L or ug/Kg) µG/L	Q
1330-20-7	Xylene (Total)	50	U
100-42-5	Styrene	50	U
75-25-2	Bromoform	50	U
98-82-8	Isopropylbenzene	50	U
79-34-5	1,1,2,2-Tetrachloroethane	50	U
103-65-1	n-Propylbenzene	50	U
108-67-8	1,3,5-Trimethylbenzene	50	U
98-06-6	tert-Butylbenzene	50	U
95-63-6	1,2,4-Trimethylbenzene	50	U
135-98-8	sec-Butylbenzene	50	U
99-87-6	4-Isopropyltoluene	50	U
541-73-1	1,3-Dichlorobenzene	50	U
106-46-7	1,4-Dichlorobenzene	50	U
104-51-8	n-Butylbenzene	50	U
95-50-1	1,2-Dichlorobenzene	50	U
91-20-3	Naphthalene	50	U
110-75-8	2-Chloroethyl vinyl ether	50	U

EGL 12/29/10

1J - FORM I VOA-TIC

VOLATILE ORGANICS ANALYSIS DATA SHEET

TENTATIVELY IDENTIFIED COMPOUNDS

EPA SAMPLE NO.

DUP-1DL

Lab Name: MITKEM LABORATORIES Contract:

Lab Code: MITKEM Case No.: J2348 Mod. Ref No.: SDG No.: SJ2348

Matrix: (SOIL/SED/WATER) WATER Lab Sample ID: J2348-03ADL

Sample wt/vol: 5.00 (g/mL) ML Lab File ID: V2L9719.D

Level: (TRACE or LOW/MED) LOW Date Received: 11/12/2010

% Moisture: not dec. Date Analyzed: 11/22/2010

GC Column: DB-624 ID: 0.25 (mm) Dilution Factor: 10.0

Soil Extract Volume: (uL) Soil Aliquot Volume: (uL)

CONCENTRATION UNITS: (ug/L or ug/Kg) µG/L Purge Volume: 5.0 (mL)

CAS NUMBER	COMPOUND NAME	RT	EST. CONC.	Q
E96679[1]	Total Alkanes	N/A		

[1]EPA-designated Registry Number.

EGL 12/29/10

s10.10.18.A

SW846

1A - FORM I VOA-1

VOLATILE ORGANICS ANALYSIS DATA SHEET

EPA SAMPLE NO.

BW-8

Lab Name: MITKEM LABORATORIES

Contract:

Lab Code: MITKEM Case No.: J2348

Mod. Ref No.: SDG No.: SJ2348

Matrix: (SOIL/SED/WATER) WATER

Lab Sample ID: J2348-04A

Sample wt/vol: 5.00 (g/mL) ML

Lab File ID: V2L9718.D

Level: (TRACE/LOW/MED) LOW

Date Received: 11/12/2010

% Moisture: not dec.

Date Analyzed: 11/22/2010

GC Column: DB-624 ID: 0.25 (mm)

Dilution Factor: 1.0

Soil Extract Volume: (uL)

Soil Aliquot Volume: (uL)

Purge Volume: 5.0 (mL)

CAS NO.	COMPOUND	CONCENTRATION UNITS: (ug/L or ug/Kg) µG/L	Q
74-87-3	Chloromethane	5.0	U
75-01-4	Vinyl chloride	5.0	UJ
74-83-9	Bromomethane	5.0	UJ
75-00-3	Chloroethane	5.0	U
75-69-4	Trichlorofluoromethane	5.0	U
75-35-4	1,1-Dichloroethene	5.0	U
67-64-1	Acetone	5.0	U
75-15-0	Carbon disulfide	5.0	U
75-09-2	Methylene chloride	5.0	U
156-60-5	trans-1,2-Dichloroethene	5.0	U
1634-04-4	Methyl tert-butyl ether	5.0	U
75-34-3	1,1-Dichloroethane	5.0	U
108-05-4	Vinyl acetate	5.0	U
78-93-3	2-Butanone	5.0	U
156-59-2	cis-1,2-Dichloroethene	14	
67-66-3	Chloroform	5.0	U
71-55-6	1,1,1-Trichloroethane	5.0	U
56-23-5	Carbon tetrachloride	5.0	U
107-06-2	1,2-Dichloroethane	5.0	U
71-43-2	Benzene	5.0	U
79-01-6	Trichloroethene	34	
78-87-5	1,2-Dichloropropane	5.0	U
75-27-4	Bromodichloromethane	5.0	U
10061-01-5	cis-1,3-Dichloropropene	5.0	U
108-10-1	4-Methyl-2-pentanone	5.0	U
108-88-3	Toluene	5.0	U
10061-02-6	trans-1,3-Dichloropropene	5.0	U
79-00-5	1,1,2-Trichloroethane	5.0	U
127-18-4	Tetrachloroethene	5.0	U
591-78-6	2-Hexanone	5.0	U
124-48-1	Dibromochloromethane	5.0	U
108-90-7	Chlorobenzene	5.0	U
100-41-4	Ethylbenzene	5.0	U
1330-20-7	m,p-Xylene	5.0	U
95-47-6	o-Xylene	5.0	U

EGL 12/29/10

0044

1B - FORM I VOA-2

VOLATILE ORGANICS ANALYSIS DATA SHEET

EPA SAMPLE NO.

BW-8

Lab Name: MITKEM LABORATORIES Contract:

Lab Code: MITKEM Case No.: J2348 Mod. Ref No.: SDG No.: SJ2348

Matrix: (SOIL/SED/WATER) WATER Lab Sample ID: J2348-04A

Sample wt/vol: 5.00 (g/mL) ML Lab File ID: V2L9718.D

Level: (TRACE/LOW/MED) LOW Date Received: 11/12/2010

% Moisture: not dec. Date Analyzed: 11/22/2010

GC Column: DB-624 ID: 0.25 (mm) Dilution Factor: 1.0

Soil Extract Volume: (uL) Soil Aliquot Volume: (uL)

Purge Volume: 5.0 (mL)

CAS NO.	COMPOUND	CONCENTRATION UNITS: (ug/L or ug/Kg) µG/L	Q
1330-20-7	Xylene (Total)	5.0	U
100-42-5	Styrene	5.0	U
75-25-2	Bromoform	5.0	U
98-82-8	Isopropylbenzene	5.0	U
79-34-5	1,1,2,2-Tetrachloroethane	5.0	U
103-65-1	n-Propylbenzene	5.0	U
108-67-8	1,3,5-Trimethylbenzene	5.0	U
98-06-6	tert-Butylbenzene	5.0	U J
95-63-6	1,2,4-Trimethylbenzene	5.0	U
135-98-8	sec-Butylbenzene	5.0	U
99-87-6	4-Isopropyltoluene	5.0	U
541-73-1	1,3-Dichlorobenzene	5.0	U
106-46-7	1,4-Dichlorobenzene	5.0	U
104-51-8	n-Butylbenzene	5.0	U
95-50-1	1,2-Dichlorobenzene	5.0	U
91-20-3	Naphthalene	5.0	U
110-75-8	2-Chloroethyl vinyl ether	5.0	U R

EGL 12/29/10

1J - FORM I VOA-TIC

VOLATILE ORGANICS ANALYSIS DATA SHEET

TENTATIVELY IDENTIFIED COMPOUNDS

EPA SAMPLE NO.

BW-8

Lab Name: MITKEM LABORATORIES Contract:

Lab Code: MITKEM Case No.: J2348 Mod. Ref No.: SDG No.: SJ2348

Matrix: (SOIL/SED/WATER) WATER Lab Sample ID: J2348-04A

Sample wt/vol: 5.00 (g/mL) ML Lab File ID: V2L9718.D

Level: (TRACE or LOW/MED) LOW Date Received: 11/12/2010

% Moisture: not dec. Date Analyzed: 11/22/2010

GC Column: DB-624 ID: 0.25 (mm) Dilution Factor: 1.0

Soil Extract Volume: (uL) Soil Aliquot Volume: (uL)

CONCENTRATION UNITS: (ug/L or ug/Kg) µG/L Purge Volume: 5.0 (mL)

CAS NUMBER	COMPOUND NAME	RT	EST. CONC.	Q
E966796[1]	Total Alkanes	N/A		

[1]EPA-designated Registry Number.

EGL 12/29/10

s10.10.18.A

SW846

1A - FORM I VOA-1

VOLATILE ORGANICS ANALYSIS DATA SHEET

EPA SAMPLE NO.

FB-1

Lab Name: MITKEM LABORATORIES Contract:

Lab Code: MITKEM Case No.: J2348 Mod. Ref No.: SDG No.: SJ2348

Matrix: (SOIL/SED/WATER) WATER Lab Sample ID: J2348-05A

Sample wt/vol: 5.00 (g/mL) ML Lab File ID: V2L9649.D

Level: (TRACE/LOW/MED) LOW Date Received: 11/12/2010

% Moisture: not dec. Date Analyzed: 11/20/2010

GC Column: DB-624 ID: 0.25 (mm) Dilution Factor: 1.0

Soil Extract Volume: (uL) Soil Aliquot Volume: (uL)

Purge Volume: 5.0 (mL)

CAS NO.	COMPOUND	CONCENTRATION UNITS: (ug/L or ug/Kg) µG/L	Q
74-87-3	Chloromethane	5.0	U
75-01-4	Vinyl chloride	5.0	UJ
74-83-9	Bromomethane	5.0	UJ
75-00-3	Chloroethane	5.0	U
75-69-4	Trichlorofluoromethane	5.0	U
75-35-4	1,1-Dichloroethene	5.0	U
67-64-1	Acetone	5.0	U
75-15-0	Carbon disulfide	5.0	U
75-09-2	Methylene chloride	1.1	J
156-60-5	trans-1,2-Dichloroethene	5.0	U
1634-04-4	Methyl tert-butyl ether	5.0	U
75-34-3	1,1-Dichloroethane	5.0	U
108-05-4	Vinyl acetate	5.0	U
78-93-3	2-Butanone	5.0	U
156-59-2	cis-1,2-Dichloroethene	5.0	U
67-66-3	Chloroform	5.0	U
71-55-6	1,1,1-Trichloroethane	5.0	U
56-23-5	Carbon tetrachloride	5.0	U
107-06-2	1,2-Dichloroethane	5.0	U
71-43-2	Benzene	5.0	U
79-01-6	Trichloroethene	5.0	U
78-87-5	1,2-Dichloropropane	5.0	U
75-27-4	Bromodichloromethane	5.0	U
10061-01-5	cis-1,3-Dichloropropene	5.0	U
108-10-1	4-Methyl-2-pentanone	5.0	U
108-88-3	Toluene	5.0	U
10061-02-6	trans-1,3-Dichloropropene	5.0	U
79-00-5	1,1,2-Trichloroethane	5.0	U
127-18-4	Tetrachloroethene	5.0	U
591-78-6	2-Hexanone	5.0	U
124-48-1	Dibromochloromethane	5.0	U
108-90-7	Chlorobenzene	5.0	U
100-41-4	Ethylbenzene	5.0	U
1330-20-7	m,p-Xylene	5.0	U
95-47-6	o-Xylene	5.0	U

EGL 12/29/10

1B - FORM I VOA-2

VOLATILE ORGANICS ANALYSIS DATA SHEET

EPA SAMPLE NO.

FB-1

Lab Name: MITKEM LABORATORIES Contract:

Lab Code: MITKEM Case No.: J2348 Mod. Ref No.: SDG No.: SJ2348

Matrix: (SOIL/SED/WATER) WATER Lab Sample ID: J2348-05A

Sample wt/vol: 5.00 (g/mL) ML Lab File ID: V2L9649.D

Level: (TRACE/LOW/MED) LOW Date Received: 11/12/2010

% Moisture: not dec. Date Analyzed: 11/20/2010

GC Column: DB-624 ID: 0.25 (mm) Dilution Factor: 1.0

Soil Extract Volume: (uL) Soil Aliquot Volume: (uL)

Purge Volume: 5.0 (mL)

CAS NO.	COMPOUND	CONCENTRATION UNITS: (ug/L or ug/Kg) µG/L	Q
1330-20-7	Xylene (Total)	5.0	U
100-42-5	Styrene	5.0	U
75-25-2	Bromoform	5.0	U
98-82-8	Isopropylbenzene	5.0	U
79-34-5	1,1,2,2-Tetrachloroethane	5.0	U
103-65-1	n-Propylbenzene	5.0	U
108-67-8	1,3,5-Trimethylbenzene	5.0	U
98-06-6	tert-Butylbenzene	5.0	U
95-63-6	1,2,4-Trimethylbenzene	5.0	U
135-98-8	sec-Butylbenzene	5.0	U
99-87-6	4-Isopropyltoluene	5.0	U
541-73-1	1,3-Dichlorobenzene	5.0	U
106-46-7	1,4-Dichlorobenzene	5.0	U
104-51-8	n-Butylbenzene	5.0	U
95-50-1	1,2-Dichlorobenzene	5.0	U
91-20-3	Naphthalene	5.0	U
110-75-8	2-Chloroethyl vinyl ether	5.0	U

EGL
12/29/10

1J - FORM I VOA-TIC

VOLATILE ORGANICS ANALYSIS DATA SHEET

TENTATIVELY IDENTIFIED COMPOUNDS

EPA SAMPLE NO.

FB-1

Lab Name: MITKEM LABORATORIES Contract:

Lab Code: MITKEM Case No.: J2348 Mod. Ref No.: SDG No.: SJ2348

Matrix: (SOIL/SED/WATER) WATER Lab Sample ID: J2348-05A

Sample wt/vol: 5.00 (g/mL) ML Lab File ID: V2L9649.D

Level: (TRACE or LOW/MED) LOW Date Received: 11/12/2010

% Moisture: not dec. Date Analyzed: 11/20/2010

GC Column: DB-624 ID: 0.25 (mm) Dilution Factor: 1.0

Soil Extract Volume: (uL) Soil Aliquot Volume: (uL)

CONCENTRATION UNITS: (ug/L or ug/Kg) µG/L Purge Volume: 5.0 (mL)

	CAS NUMBER	COMPOUND NAME	RT	EST. CONC.	Q
01	115-11-7	1-Propene, 2-methyl-	2.115	9.3	NJ
02		Unknown-02	4.157	5.7	J
	E96679[1]	Total Alkanes	N/A		

[1]EPA-designated Registry Number.

EGL 12/29/10

s10.10.18.A

SW846

1A - FORM I VOA-1

VOLATILE ORGANICS ANALYSIS DATA SHEET

EPA SAMPLE NO.

TRIP BLANK

Lab Name: MITKEM LABORATORIES Contract:

Lab Code: MITKEM Case No.: J2348 Mod. Ref No.: SDG No.: SJ2348

Matrix: (SOIL/SED/WATER) WATER Lab Sample ID: J2348-06A

Sample wt/vol: 5.00 (g/mL) ML Lab File ID: V2L9644.D

Level: (TRACE/LOW/MED) LOW Date Received: 11/12/2010

% Moisture: not dec. Date Analyzed: 11/20/2010

GC Column: DB-624 ID: 0.25 (mm) Dilution Factor: 1.0

Soil Extract Volume: (uL) Soil Aliquot Volume: (uL)

Purge Volume: 5.0 (mL)

CAS NO.	COMPOUND	CONCENTRATION UNITS: (ug/L or ug/Kg) ug/L	Q
74-87-3	Chloromethane	5.0	U
75-01-4	Vinyl chloride	5.0	U J
74-83-9	Bromomethane	5.0	U J
75-00-3	Chloroethane	5.0	U
75-69-4	Trichlorofluoromethane	5.0	U
75-35-4	1,1-Dichloroethene	5.0	U
67-64-1	Acetone	5.0	U
75-15-0	Carbon disulfide	5.0	U
75-09-2	Methylene chloride	5.0	U
156-60-5	trans-1,2-Dichloroethene	5.0	U
1634-04-4	Methyl tert-butyl ether	5.0	U
75-34-3	1,1-Dichloroethane	5.0	U
108-05-4	Vinyl acetate	5.0	U
78-93-3	2-Butanone	5.0	U
156-59-2	cis-1,2-Dichloroethene	5.0	U
67-66-3	Chloroform	5.0	U
71-55-6	1,1,1-Trichloroethane	5.0	U
56-23-5	Carbon tetrachloride	5.0	U
107-06-2	1,2-Dichloroethane	5.0	U
71-43-2	Benzene	5.0	U
79-01-6	Trichloroethene	5.0	U
78-87-5	1,2-Dichloropropane	5.0	U
75-27-4	Bromodichloromethane	5.0	U
10061-01-5	cis-1,3-Dichloropropene	5.0	U
108-10-1	4-Methyl-2-pentanone	5.0	U
108-88-3	Toluene	5.0	U
10061-02-6	trans-1,3-Dichloropropene	5.0	U
79-00-5	1,1,2-Trichloroethane	5.0	U
127-18-4	Tetrachloroethene	5.0	U
591-78-6	2-Hexanone	5.0	U
124-48-1	Dibromochloromethane	5.0	U
108-90-7	Chlorobenzene	5.0	U
100-41-4	Ethylbenzene	5.0	U
1330-20-7	m,p-Xylene	5.0	U
95-47-6	o-Xylene	5.0	U

EGL 12/24/10

1B - FORM I VOA-2

VOLATILE ORGANICS ANALYSIS DATA SHEET

EPA SAMPLE NO.

TRIP BLANK

Lab Name: MITKEM LABORATORIES Contract:

Lab Code: MITKEM Case No.: J2348 Mod. Ref No.: SDG No.: SJ2348

Matrix: (SOIL/SED/WATER) WATER Lab Sample ID: J2348-06A

Sample wt/vol: 5.00 (g/mL) ML Lab File ID: V2L9644.D

Level: (TRACE/LOW/MED) LOW Date Received: 11/12/2010

% Moisture: not dec. Date Analyzed: 11/20/2010

GC Column: DB-624 ID: 0.25 (mm) Dilution Factor: 1.0

Soil Extract Volume: (uL) Soil Aliquot Volume: (uL)

Purge Volume: 5.0 (mL)

CAS NO.	COMPOUND	CONCENTRATION UNITS: (ug/L or ug/Kg) µG/L	Q
1330-20-7	Xylene (Total)	5.0	U
100-42-5	Styrene	5.0	U
75-25-2	Bromoform	5.0	U
98-82-8	Isopropylbenzene	5.0	U
79-34-5	1,1,2,2-Tetrachloroethane	5.0	U
103-65-1	n-Propylbenzene	5.0	U
108-67-8	1,3,5-Trimethylbenzene	5.0	U
98-06-6	tert-Butylbenzene	5.0	U
95-63-6	1,2,4-Trimethylbenzene	5.0	U
135-98-8	sec-Butylbenzene	5.0	U
99-87-6	4-Isopropyltoluene	5.0	U
541-73-1	1,3-Dichlorobenzene	5.0	U
106-46-7	1,4-Dichlorobenzene	5.0	U
104-51-8	n-Butylbenzene	5.0	U
95-50-1	1,2-Dichlorobenzene	5.0	U
91-20-3	Naphthalene	5.0	U
110-75-8	2-Chloroethyl vinyl ether	5.0	U

EGL 12/29/10

1J - FORM I VOA-TIC

VOLATILE ORGANICS ANALYSIS DATA SHEET

TENTATIVELY IDENTIFIED COMPOUNDS

EPA SAMPLE NO.

TRIP BLANK

Lab Name: MITKEM LABORATORIES Contract:

Lab Code: MITKEM Case No.: J2348 Mod. Ref No.: SDG No.: SJ2348

Matrix: (SOIL/SED/WATER) WATER Lab Sample ID: J2348-06A

Sample wt/vol: 5.00 (g/mL) ML Lab File ID: V2L9644.D

Level: (TRACE or LOW/MED) LOW Date Received: 11/12/2010

% Moisture: not dec. Date Analyzed: 11/20/2010

GC Column: DB-624 ID: 0.25 (mm) Dilution Factor: 1.0

Soil Extract Volume: (uL) Soil Aliquot Volume: (uL)

CONCENTRATION UNITS: (ug/L or ug/Kg) µG/L Purge Volume: 5.0 (mL)

CAS NUMBER	COMPOUND NAME	RT	EST. CONC.	Q
E96679[1]	Total Alkanes	N/A		

[1]EPA-designated Registry Number.

EGL
12/29/10

1A - FORM I VOA-1

VOLATILE ORGANICS ANALYSIS DATA SHEET

EPA SAMPLE NO.

BW-5

Lab Name: MITKEM LABORATORIES Contract:

Lab Code: MITKEM Case No.: J2348 Mod. Ref No.: SDG No.: SJ2348

Matrix: (SOIL/SED/WATER) WATER Lab Sample ID: J2348-07A

Sample wt/vol: 5.00 (g/mL) ML Lab File ID: V2L9650.D

Level: (TRACE/LOW/MED) LOW Date Received: 11/12/2010

% Moisture: not dec. Date Analyzed: 11/20/2010

GC Column: DB-624 ID: 0.25 (mm) Dilution Factor: 1.0

Soil Extract Volume: (uL) Soil Aliquot Volume: (uL)

Purge Volume: 5.0 (mL)

CAS NO.	COMPOUND	CONCENTRATION UNITS: (ug/L or ug/Kg) µG/L	Q
74-87-3	Chloromethane	5.0	U
~~75-01-4~~	~~Vinyl chloride~~	~~3800~~	~~E~~
74-83-9	Bromomethane	5.0	U J
75-00-3	Chloroethane	4.4	J
75-69-4	Trichlorofluoromethane	5.0	U
75-35-4	1,1-Dichloroethene	66	
67-64-1	Acetone	5.0	U
75-15-0	Carbon disulfide	5.0	U
75-09-2	Methylene chloride	5.0	U
156-60-5	trans-1,2-Dichloroethene	65	
1634-04-4	Methyl tert-butyl ether	5.0	U
75-34-3	1,1-Dichloroethane	5.3	
108-05-4	Vinyl acetate	5.0	U
78-93-3	2-Butanone	5.0	U
~~156-59-2~~	~~cis-1,2-Dichloroethene~~	~~5800~~	~~E~~
67-66-3	Chloroform	5.0	U
71-55-6	1,1,1-Trichloroethane	5.0	U
56-23-5	Carbon tetrachloride	5.0	U
107-06-2	1,2-Dichloroethane	5.0	U
71-43-2	Benzene	3.3	J
~~79-01-6~~	~~Trichloroethene~~	~~5800~~	~~E~~
78-87-5	1,2-Dichloropropane	5.0	U
75-27-4	Bromodichloromethane	5.0	U
10061-01-5	cis-1,3-Dichloropropene	5.0	U
108-10-1	4-Methyl-2-pentanone	5.0	U
108-88-3	Toluene	2.5	J
10061-02-6	trans-1,3-Dichloropropene	5.0	U
79-00-5	1,1,2-Trichloroethane	5.0	U
127-18-4	Tetrachloroethene	5.0	U
591-78-6	2-Hexanone	5.0	U
124-48-1	Dibromochloromethane	5.0	U
108-90-7	Chlorobenzene	5.0	U
100-41-4	Ethylbenzene	3.1	J
1330-20-7	m,p-Xylene	10	
95-47-6	o-Xylene	3.5	J

1B - FORM I VOA-2

VOLATILE ORGANICS ANALYSIS DATA SHEET

EPA SAMPLE NO.

BW-5

Lab Name: MITKEM LABORATORIES Contract:

Lab Code: MITKEM Case No.: J2348 Mod. Ref No.: SDG No.: SJ2348

Matrix: (SOIL/SED/WATER) WATER Lab Sample ID: J2348-07A

Sample wt/vol: 5.00 (g/mL) ML Lab File ID: V2L9650.D

Level: (TRACE/LOW/MED) LOW Date Received: 11/12/2010

% Moisture: not dec. Date Analyzed: 11/20/2010

GC Column: DB-624 ID: 0.25 (mm) Dilution Factor: 1.0

Soil Extract Volume: (uL) Soil Aliquot Volume: (uL)

Purge Volume: 5.0 (mL)

CAS NO.	COMPOUND	CONCENTRATION UNITS: (ug/L or ug/Kg) µG/L	Q
1330-20-7	Xylene (Total)	14	
100-42-5	Styrene	5.0	U
75-25-2	Bromoform	5.0	U
98-82-8	Isopropylbenzene	1.6	J
79-34-5	1,1,2,2-Tetrachloroethane	5.0	U
103-65-1	n-Propylbenzene	1.3	J
108-67-8	1,3,5-Trimethylbenzene	5.0	U
98-06-6	tert-Butylbenzene	5.0	U
95-63-6	1,2,4-Trimethylbenzene	1.9	J
135-98-8	sec-Butylbenzene	5.0	U
99-87-6	4-Isopropyltoluene	5.0	U
541-73-1	1,3-Dichlorobenzene	5.0	U
106-46-7	1,4-Dichlorobenzene	5.0	U
104-51-8	n-Butylbenzene	5.0	U
95-50-1	1,2-Dichlorobenzene	5.0	U
91-20-3	Naphthalene	5.0	U
110-75-8	2-Chloroethyl vinyl ether	5.0	U

EGL 12/29/10

1J - FORM I VOA-TIC

VOLATILE ORGANICS ANALYSIS DATA SHEET

TENTATIVELY IDENTIFIED COMPOUNDS

EPA SAMPLE NO.

BW-5

Lab Name: MITKEM LABORATORIES Contract:

Lab Code: MITKEM Case No.: J2348 Mod. Ref No.: SDG No.: SJ2348

Matrix: (SOIL/SED/WATER) WATER Lab Sample ID: J2348-07A

Sample wt/vol: 5.00 (g/mL) ML Lab File ID: V2L9650.D

Level: (TRACE or LOW/MED) LOW Date Received: 11/12/2010

% Moisture: not dec. Date Analyzed: 11/20/2010

GC Column: DB-624 ID: 0.25 (mm) Dilution Factor: 1.0

Soil Extract Volume: (uL) Soil Aliquot Volume: (uL)

CONCENTRATION UNITS: (ug/L or ug/Kg) µG/L Purge Volume: 5.0 (mL)

	CAS NUMBER	COMPOUND NAME	RT	EST. CONC.	Q
01		Unknown-01	2.428	5.4	J
	E966796[1]	Total Alkanes	N/A		

[1]EPA-designated Registry Number.

EGL 12/29/10

1A - FORM I VOA-1

VOLATILE ORGANICS ANALYSIS DATA SHEET

EPA SAMPLE NO.

BW-5DL

Lab Name: MITKEM LABORATORIES Contract:

Lab Code: MITKEM Case No.: J2348 Mod. Ref No.: SDG No.: SJ2348

Matrix: (SOIL/SED/WATER) WATER Lab Sample ID: J2348-07ADL

Sample wt/vol: 5.00 (g/mL) ML Lab File ID: V2L9720.D

Level: (TRACE/LOW/MED) LOW Date Received: 11/12/2010

% Moisture: not dec. Date Analyzed: 11/22/2010

GC Column: DB-624 ID: 0.25 (mm) Dilution Factor: 100.0

Soil Extract Volume: (uL) Soil Aliquot Volume: (uL)

Purge Volume: 5.0 (mL)

CAS NO.	COMPOUND	CONCENTRATION UNITS: (ug/L or ug/Kg) µG/L	Q
74-87-3	Chloromethane	500	U
75-01-4	Vinyl chloride	2700	D
74-83-9	Bromomethane	500	U
75-00-3	Chloroethane	500	U
75-69-4	Trichlorofluoromethane	500	U
75-35-4	1,1-Dichloroethene	500	U
67-64-1	Acetone	500	U
75-15-0	Carbon disulfide	500	U
75-09-2	Methylene chloride	500	U
156-60-5	trans-1,2-Dichloroethene	500	U
1634-04-4	Methyl tert-butyl ether	500	U
75-34-3	1,1-Dichloroethane	500	U
108-05-4	Vinyl acetate	500	U
78-93-3	2-Butanone	500	U
156-59-2	cis-1,2-Dichloroethene	5400	D
67-66-3	Chloroform	500	U
71-55-6	1,1,1-Trichloroethane	500	U
56-23-5	Carbon tetrachloride	500	U
107-06-2	1,2-Dichloroethane	500	U
71-43-2	Benzene	500	U
79-01-6	Trichloroethene	4300	D
78-87-5	1,2-Dichloropropane	500	U
75-27-4	Bromodichloromethane	500	U
10061-01-5	cis-1,3-Dichloropropene	500	U
108-10-1	4-Methyl-2-pentanone	500	U
108-88-3	Toluene	500	U
10061-02-6	trans-1,3-Dichloropropene	500	U
79-00-5	1,1,2-Trichloroethane	500	U
127-18-4	Tetrachloroethene	500	U
591-78-6	2-Hexanone	500	U
124-48-1	Dibromochloromethane	500	U
108-90-7	Chlorobenzene	500	U
100-41-4	Ethylbenzene	500	U
1330-20-7	m,p-Xylene	500	U
95-47-6	o-Xylene	500	U

1B - FORM I VOA-2

VOLATILE ORGANICS ANALYSIS DATA SHEET

EPA SAMPLE NO.

BW-5DL

Lab Name: MITKEM LABORATORIES Contract:

Lab Code: MITKEM Case No.: J2348 Mod. Ref No.: SDG No.: SJ2348

Matrix: (SOIL/SED/WATER) WATER Lab Sample ID: J2348-07ADL

Sample wt/vol: 5.00 (g/mL) ML Lab File ID: V2L9720.D

Level: (TRACE/LOW/MED) LOW Date Received: 11/12/2010

% Moisture: not dec. Date Analyzed: 11/22/2010

GC Column: DB-624 ID: 0.25 (mm) Dilution Factor: 100.0

Soil Extract Volume: (uL) Soil Aliquot Volume: (uL)

Purge Volume: 5.0 (mL)

CAS NO.	COMPOUND	CONCENTRATION UNITS: (ug/L or ug/Kg) ug/L	Q
1330-20-7	Xylene (Total)	500	U
100-42-5	Styrene	500	U
75-25-2	Bromoform	500	U
98-82-8	Isopropylbenzene	500	U
79-34-5	1,1,2,2-Tetrachloroethane	500	U
103-65-1	n-Propylbenzene	500	U
108-67-8	1,3,5-Trimethylbenzene	500	U
98-06-6	tert-Butylbenzene	500	U
95-63-6	1,2,4-Trimethylbenzene	500	U
135-98-8	sec-Butylbenzene	500	U
99-87-6	4-Isopropyltoluene	500	U
541-73-1	1,3-Dichlorobenzene	500	U
106-46-7	1,4-Dichlorobenzene	500	U
104-51-8	n-Butylbenzene	500	U
95-50-1	1,2-Dichlorobenzene	500	U
91-20-3	Naphthalene	500	U
110-75-8	2-Chloroethyl vinyl ether	500	U

EGL 12/29/10

1J - FORM I VOA-TIC

VOLATILE ORGANICS ANALYSIS DATA SHEET

TENTATIVELY IDENTIFIED COMPOUNDS

EPA SAMPLE NO.

BW-5DL

Lab Name: MITKEM LABORATORIES Contract:

Lab Code: MITKEM Case No.: J2348 Mod. Ref No.: SDG No.: SJ2348

Matrix: (SOIL/SED/WATER) WATER Lab Sample ID: J2348-07ADL

Sample wt/vol: 5.00 (g/mL) ML Lab File ID: V2L9720.D

Level: (TRACE or LOW/MED) LOW Date Received: 11/12/2010

% Moisture: not dec. Date Analyzed: 11/22/2010

GC Column: DB-624 ID: 0.25 (mm) Dilution Factor: 100.0

Soil Extract Volume: (uL) Soil Aliquot Volume: (uL)

CONCENTRATION UNITS: (ug/L or ug/Kg) µG/L Purge Volume: 5.0 (mL)

CAS NUMBER	COMPOUND NAME	RT	EST. CONC.	Q
E966796[1]	Total Alkanes	N/A		

[1]EPA-designated Registry Number.

EGL 12/29/10

1A - FORM I VOA-1

VOLATILE ORGANICS ANALYSIS DATA SHEET

EPA SAMPLE NO.

BW-5 OIL

Lab Name: MITKEM LABORATORIES Contract:

Lab Code: MITKEM Case No.: J2348 Mod. Ref No.: SDG No.: SJ2348

Matrix: (SOIL/SED/WATER) SOIL Lab Sample ID: J2348-08A

Sample wt/vol: 1.10 (g/mL) G Lab File ID: V8A0251.D

Level: (TRACE/LOW/MED) MED Date Received: 11/12/2010

% Moisture: not dec. 0.0 Date Analyzed: 11/17/2010

GC Column: DB-624 ID: 0.25 (mm) Dilution Factor: 500.0

Soil Extract Volume: 5000 (uL) Soil Aliquot Volume: 100.00 (uL)

Purge Volume: 5.0 (mL)

CAS NO.	COMPOUND	CONCENTRATION UNITS: (ug/L or ug/Kg) µG/KG	Q
74-87-3	Chloromethane	570000	U
75-01-4	Vinyl chloride	570000	U
74-83-9	Bromomethane	570000	U
75-00-3	Chloroethane	570000	U
75-69-4	Trichlorofluoromethane	570000	U
75-35-4	1,1-Dichloroethene	570000	U
67-64-1	Acetone	570000	U
75-15-0	Carbon disulfide	570000	U
75-09-2	Methylene chloride	570000	U
156-60-5	trans-1,2-Dichloroethene	570000	U
1634-04-4	Methyl tert-butyl ether	570000	U
75-34-3	1,1-Dichloroethane	570000	U
108-05-4	Vinyl acetate	570000	U
78-93-3	2-Butanone	570000	U
156-59-2	cis-1,2-Dichloroethene	570000	U
67-66-3	Chloroform	570000	U
71-55-6	1,1,1-Trichloroethane	570000	U
56-23-5	Carbon tetrachloride	570000	UJ
107-06-2	1,2-Dichloroethane	570000	U
71-43-2	Benzene	570000	U
79-01-6	Trichloroethene	2400000	
78-87-5	1,2-Dichloropropane	570000	U
75-27-4	Bromodichloromethane	570000	U
10061-01-5	cis-1,3-Dichloropropene	570000	U
108-10-1	4-Methyl-2-pentanone	570000	U
108-88-3	Toluene	570000	U
10061-02-6	trans-1,3-Dichloropropene	570000	U
79-00-5	1,1,2-Trichloroethane	570000	U
127-18-4	Tetrachloroethene	570000	U
591-78-6	2-Hexanone	570000	U
124-48-1	Dibromochloromethane	570000	U
108-90-7	Chlorobenzene	570000	U
100-41-4	Ethylbenzene	570000	U
1330-20-7	m,p-Xylene	570000	U
95-47-6	o-Xylene	570000	U

1B - FORM I VOA-2

VOLATILE ORGANICS ANALYSIS DATA SHEET

EPA SAMPLE NO.

BW-5 OIL

Lab Name: MITKEM LABORATORIES Contract:

Lab Code: MITKEM Case No.: J2348 Mod. Ref No.: SDG No.: SJ2348

Matrix: (SOIL/SED/WATER) SOIL Lab Sample ID: J2348-08A

Sample wt/vol: 1.10 (g/mL) G Lab File ID: V8A0251.D

Level: (TRACE/LOW/MED) MED Date Received: 11/12/2010

% Moisture: not dec. 0.0 Date Analyzed: 11/17/2010

GC Column: DB-624 ID: 0.25 (mm) Dilution Factor: 500.0

Soil Extract Volume: 5000 (uL) Soil Aliquot Volume: 100.00 (uL)

Purge Volume: 5.0 (mL)

CAS NO.	COMPOUND	CONCENTRATION UNITS: (ug/L or ug/Kg) µG/KG	Q
1330-20-7	Xylene (Total)	570000	U
100-42-5	Styrene	570000	U
75-25-2	Bromoform	570000	U
98-82-8	Isopropylbenzene	570000	U
79-34-5	1,1,2,2-Tetrachloroethane	570000	U
103-65-1	n-Propylbenzene	570000	U
108-67-8	1,3,5-Trimethylbenzene	570000	U
98-06-6	tert-Butylbenzene	570000	U
95-63-6	1,2,4-Trimethylbenzene	570000	U
135-98-8	sec-Butylbenzene	570000	U
99-87-6	4-Isopropyltoluene	570000	U
541-73-1	1,3-Dichlorobenzene	570000	U
106-46-7	1,4-Dichlorobenzene	570000	U
104-51-8	n-Butylbenzene	570000	U
95-50-1	1,2-Dichlorobenzene	570000	U
91-20-3	Naphthalene	570000	U
110-75-8	2-Chloroethyl vinyl ether	570000	UR

EGL 12/29/10

s10.10.18.A

SW846

1J - FORM I VOA-TIC

VOLATILE ORGANICS ANALYSIS DATA SHEET

TENTATIVELY IDENTIFIED COMPOUNDS

EPA SAMPLE NO.

BW-5 OIL

Lab Name: MITKEM LABORATORIES Contract:

Lab Code: MITKEM Case No.: J2348 Mod. Ref No.: SDG No.: SJ2348

Matrix: (SOIL/SED/WATER) SOIL Lab Sample ID: J2348-08A

Sample wt/vol: 1.10 (g/mL) G Lab File ID: V8A0251.D

Level: (TRACE or LOW/MED) MED Date Received: 11/12/2010

% Moisture: not dec. 0.0 Date Analyzed: 11/17/2010

GC Column: DB-624 ID: 0.25 (mm) Dilution Factor: 500.0

Soil Extract Volume: 5000 (uL) Soil Aliquot Volume: 100.00 (uL)

CONCENTRATION UNITS: (ug/L or ug/Kg) pG/KG Purge Volume: 5.0 (mL)

	CAS NUMBER	COMPOUND NAME	RT	EST. CONC.	Q
01	13029-08-8	1,1'-Biphenyl, 2,2'-dichloro	13.329	760000	NJ
02	2050-67-1	1,1'-Biphenyl, 3,3'-dichloro	15.171	2500000	NJ
	E966796[1]	Total Alkanes	N/A		

[1]EPA-designated Registry Number.

EGL 12/29/10

1A - FORM 1 VOA-1

VOLATILE ORGANICS ANALYSIS DATA SHEET

EPA SAMPLE NO.

BW-1

Lab Name: MITKEM LABORATORIES Contract:

Lab Code: MITKEM Case No.: J2348 Mod. Ref No.: SDG No.: SJ2348

Matrix: (SOIL/SED/WATER) SOIL Lab Sample ID: J2348-09A

Sample wt/vol: 1.00 (g/mL) G Lab File ID: V8A0285.D

Level: (TRACE/LOW/MED) MED Date Received: 11/12/2010

% Moisture: not dec. 0.0 Date Analyzed: 11/18/2010

GC Column: DB-624 ID: 0.25 (mm) Dilution Factor: 1.0

Soil Extract Volume: 5000 (uL) Soil Aliquot Volume: 100.00 (uL)

Purge Volume: 5.0 (mL)

CAS NO.	COMPOUND	CONCENTRATION UNITS: (ug/L or ug/Kg) µG/KG	Q
74-87-3	Chloromethane	1300	U
75-01-4	Vinyl chloride	1300	U
74-83-9	Bromomethane	1300	U
75-00-3	Chloroethane	1300	U
75-69-4	Trichlorofluoromethane	1300	U
75-35-4	1,1-Dichloroethene	1300	U
67-64-1	Acetone	1300	U
75-15-0	Carbon disulfide	1300	U
75-09-2	Methylene chloride	1300	U
156-60-5	trans-1,2-Dichloroethene	1300	U
1634-04-4	Methyl tert-butyl ether	1300	U
75-34-3	1,1-Dichloroethane	1300	U
108-05-4	Vinyl acetate	1300	U
78-93-3	2-Butanone	1300	U
156-59-2	cis-1,2-Dichloroethene	1300	U
67-66-3	Chloroform	1300	U
71-55-6	1,1,1-Trichloroethane	1300	U
56-23-5	Carbon tetrachloride	1300	U
107-06-2	1,2-Dichloroethane	1300	U
71-43-2	Benzene	1300	U
79-01-6	Trichloroethene	1300	U
78-87-5	1,2-Dichloropropane	1300	U
75-27-4	Bromodichloromethane	1300	U
10061-01-5	cis-1,3-Dichloropropene	1300	U
108-10-1	4-Methyl-2-pentanone	1300	U
108-88-3	Toluene	1300	U
10061-02-6	trans-1,3-Dichloropropene	1300	U
79-00-5	1,1,2-Trichloroethane	1300	U
127-18-4	Tetrachloroethene	1300	U
591-78-6	2-Hexanone	1300	U
124-48-1	Dibromochloromethane	1300	U
108-90-7	Chlorobenzene	1300	U
100-41-4	Ethylbenzene	1300	U
1330-20-7	m,p-Xylene	1300	U
95-47-6	o-Xylene	1300	U

EGL 12/29/10

1B - FORM I VOA-2

VOLATILE ORGANICS ANALYSIS DATA SHEET

EPA SAMPLE NO.

BW-1

Lab Name: MITKEM LABORATORIES Contract:

Lab Code: MITKEM Case No.: J2348 Mod. Ref No.: SDG No.: SJ2348

Matrix: (SOIL/SED/WATER) SOIL Lab Sample ID: J2348-09A

Sample wt/vol: 1.00 (g/mL) G Lab File ID: V8A0285.D

Level: (TRACE/LOW/MED) MED Date Received: 11/12/2010

% Moisture: not dec. 0.0 Date Analyzed: 11/18/2010

GC Column: DB-624 ID: 0.25 (mm) Dilution Factor: 1.0

Soil Extract Volume: 5000 (uL) Soil Aliquot Volume: 100.00 (uL)

Purge Volume: 5.0 (mL)

CAS NO.	COMPOUND	CONCENTRATION UNITS: (ug/L or ug/Kg) ug/KG	Q
1330-20-7	Xylene (Total)	1300	U
100-42-5	Styrene	1300	U
75-25-2	Bromoform	1300	U
98-82-8	Isopropylbenzene	1300	U
79-34-5	1,1,2,2-Tetrachloroethane	1300	U
103-65-1	n-Propylbenzene	1300	U
108-67-8	1,3,5-Trimethylbenzene	1300	U
98-06-6	tert-Butylbenzene	1300	U
95-63-6	1,2,4-Trimethylbenzene	1300	U
135-98-8	sec-Butylbenzene	1300	U
99-87-6	4-Isopropyltoluene	1300	U
541-73-1	1,3-Dichlorobenzene	1300	U
106-46-7	1,4-Dichlorobenzene	1300	U
104-51-8	n-Butylbenzene	1300	U
95-50-1	1,2-Dichlorobenzene	1300	U
91-20-3	Naphthalene	1300	U
110-75-8	2-Chloroethyl vinyl ether	1300	U

EGL 12/29/10

1J - FORM I VOA-TIC

VOLATILE ORGANICS ANALYSIS DATA SHEET

TENTATIVELY IDENTIFIED COMPOUNDS

EPA SAMPLE NO.

BW-1

Lab Name: MITKEM LABORATORIES Contract:

Lab Code: MITKEM Case No.: J2348 Mod. Ref No.: SDG No.: SJ2348

Matrix: (SOIL/SED/WATER) SOIL Lab Sample ID: J2348-09A

Sample wt/vol: 1.00 (g/mL) G Lab File ID: V8A0285.D

Level: (TRACE or LOW/MED) MED Date Received: 11/12/2010

% Moisture: not dec. 0.0 Date Analyzed: 11/18/2010

GC Column: DB-624 ID: 0.25 (mm) Dilution Factor: 1.0

Soil Extract Volume: 5000 (uL) Soil Aliquot Volume: 100.00 (uL)

CONCENTRATION UNITS: (ug/L or ug/Kg) µG/KG Purge Volume: 5.0 (mL)

	CAS NUMBER	COMPOUND NAME	RT	EST. CONC.	Q
01		Unknown-01	2.294	7900	J
02		Unknown-02	3.381	2600	J
03		Unknown-03	12.876	1500	J
04		Unknown-04	13.001	4000	J
05		Unknown-05	13.885	4600	J
06		Unknown-06	14.683	1800	J
07		Unknown-07	15.030	2300	J
08		Unknown-08	15.477	2000	J
	E96679[1]	Total Alkanes	N/A		

[1]EPA-designated Registry Number.

EOL 12/29/10

1A - FORM I VOA-1

VOLATILE ORGANICS ANALYSIS DATA SHEET

EPA SAMPLE NO.

RECN+S

Lab Name: MITKEM LABORATORIES Contract:

Lab Code: MITKEM Case No.: J2348 Mod. Ref No.: SDG No.: SJ2348

Matrix: (SOIL/SED/WATER) SOIL Lab Sample ID: J2348-10A

Sample wt/vol: 1.00 (g/mL) G Lab File ID: V8A0257.D

Level: (TRACE/LOW/MED) MED Date Received: 11/12/2010

% Moisture: not dec. 0.0 Date Analyzed: 11/17/2010

GC Column: DB-624 ID: 0.25 (mm) Dilution Factor: 10.0

Soil Extract Volume: 5000 (uL) Soil Aliquot Volume: 100.00 (uL)

Purge Volume: 5.0 (mL)

CAS NO.	COMPOUND	CONCENTRATION UNITS: (ug/L or ug/Kg) µG/KG	Q
74-87-3	Chloromethane	13000	U
75-01-4	Vinyl chloride	13000	U
74-83-9	Bromomethane	13000	U
75-00-3	Chloroethane	13000	U
75-69-4	Trichlorofluoromethane	13000	U
75-35-4	1,1-Dichloroethene	13000	U
67-64-1	Acetone	13000	U
75-15-0	Carbon disulfide	13000	U
75-09-2	Methylene chloride	13000	U
156-60-5	trans-1,2-Dichloroethene	13000	U
1634-04-4	Methyl tert-butyl ether	13000	U
75-34-3	1,1-Dichloroethane	13000	U
108-05-4	Vinyl acetate	13000	U
78-93-3	2-Butanone	13000	U
156-59-2	cis-1,2-Dichloroethene	13000	U
67-66-3	Chloroform	13000	U
71-55-6	1,1,1-Trichloroethane	13000	U
56-23-5	Carbon tetrachloride	13000	UJ
107-06-2	1,2-Dichloroethane	13000	U
71-43-2	Benzene	13000	U
79-01-6	Trichloroethene	13000	U
78-87-5	1,2-Dichloropropane	13000	U
75-27-4	Bromodichloromethane	13000	U
10061-01-5	cis-1,3-Dichloropropene	13000	U
108-10-1	4-Methyl-2-pentanone	13000	U
108-88-3	Toluene	13000	U
10061-02-6	trans-1,3-Dichloropropene	13000	U
79-00-5	1,1,2-Trichloroethane	13000	U
127-18-4	Tetrachloroethene	13000	U
591-78-6	2-Hexanone	13000	U
124-48-1	Dibromochloromethane	13000	U
108-90-7	Chlorobenzene	13000	U
100-41-4	Ethylbenzene	13000	U
1330-20-7	m,p-Xylene	13000	U
95-47-6	o-Xylene	13000	U

1B - FORM I VOA-2

VOLATILE ORGANICS ANALYSIS DATA SHEET

EPA SAMPLE NO.

RECN+S

Lab Name: MITKEM LABORATORIES Contract:

Lab Code: MITKEM Case No.: J2348 Mod. Ref No.: SDG No.: SJ2348

Matrix: (SOIL/SED/WATER) SOIL Lab Sample ID: J2348-10A

Sample wt/vol: 1.00 (g/mL) G Lab File ID: V8A0257.D

Level: (TRACE/LOW/MED) MED Date Received: 11/12/2010

% Moisture: not dec. 0.0 Date Analyzed: 11/17/2010

GC Column: DB-624 ID: 0.25 (mm) Dilution Factor: 10.0

Soil Extract Volume: 5000 (uL) Soil Aliquot Volume: 100.00 (uL)

Purge Volume: 5.0 (mL)

CAS NO.	COMPOUND	CONCENTRATION UNITS: (ug/L or ug/Kg) ug/KG	Q
1330-20-7	Xylene (Total)	13000	U
100-42-5	Styrene	13000	U
75-25-2	Bromoform	13000	U
98-82-8	Isopropylbenzene	13000	U
79-34-5	1,1,2,2-Tetrachloroethane	13000	U
103-65-1	n-Propylbenzene	13000	U
108-67-8	1,3,5-Trimethylbenzene	13000	U
98-06-6	tert-Butylbenzene	13000	U
95-63-6	1,2,4-Trimethylbenzene	7100	J
135-98-8	sec-Butylbenzene	13000	U
99-87-6	4-Isopropyltoluene	13000	U
541-73-1	1,3-Dichlorobenzene	13000	U
106-46-7	1,4-Dichlorobenzene	13000	U
104-51-8	n-Butylbenzene	13000	U
95-50-1	1,2-Dichlorobenzene	13000	U
91-20-3	Naphthalene	13000	U
110-75-8	2-Chloroethyl vinyl ether	13000	U R

EGL 12/29/10

1J - FORM I VOA-TIC

VOLATILE ORGANICS ANALYSIS DATA SHEET

TENTATIVELY IDENTIFIED COMPOUNDS

EPA SAMPLE NO.

RECN+S

Lab Name: MITKEM LABORATORIES Contract:

Lab Code: MITKEM Case No.: J2348 Mod. Ref No.: SDG No.: SJ2348

Matrix: (SOIL/SED/WATER) SOIL Lab Sample ID: J2348-10A

Sample wt/vol: 1.00 (g/mL) G Lab File ID: V8A0257.D

Level: (TRACE or LOW/MED) MED Date Received: 11/12/2010

% Moisture: not dec. 0.0 Date Analyzed: 11/17/2010

GC Column: DB-624 ID: 0.25 (mm) Dilution Factor: 10.0

Soil Extract Volume: 5000 (uL) Soil Aliquot Volume: 100.00 (uL)

CONCENTRATION UNITS: (ug/L or ug/Kg) uG/KG Purge Volume: 5.0 (mL)

	CAS NUMBER	COMPOUND NAME	RT	EST. CONC.	Q
01	592-27-8	Heptane, 2-methyl-	6.493	54000	NJ
02		Unknown-01	6.638	49000	J
03		Unknown-02	7.066	77000	J
04	583-57-3	Cyclohexane, 1,2-dimethyl-	7.239	50000	NJ
05	1678-91-7	Cyclohexane, ethyl-	7.840	43000	NJ
06	3073-66-3	Cyclohexane, 1,1,3-trimethyl	7.898	62000	NJ
07		Unknown-03	8.143	74000	J
08		Unknown-04	8.712	89000	J
09	3728-54-9	Cyclohexane, 1-ethyl-2-methy	9.072	43000	NJ
10		Unknown-05	13.442	54000	J
11		Unknown-06	14.007	69000	J
12	128-37-0	Butylated Hydroxytoluene	15.921	85000	NJ
	E96679[1]	Total Alkanes	N/A		

[1]EPA-designated Registry Number.

EGL 12/29/10

1D - FORM I SV-1

SEMIVOLATILE ORGANICS ANALYSIS DATA SHEET

EPA SAMPLE NO.

BW-6

Lab Name: MITKEM LABORATORIES

Contract:

Lab Code: MITKEM Case No.: J2348

Mod. Ref No.: SDG No.: SJ2348

Matrix: (SOIL/SED/WATER) WATER

Lab Sample ID: J2348-01C

Sample wt/vol: 1000 (g/mL) ML

Lab File ID: S3H0352.D

Level: (LOW/MED) LOW

Extraction: (Type) SEPF

% Moisture: Decanted: (Y/N)

Date Received: 11/12/2010

Concentrated Extract Volume: 1000 (uL)

Date Extracted: 11/15/2010

Injection Volume: 1.0 (uL) GPC Factor: 1.00

Date Analyzed: 11/19/2010

GPC Cleanup: (Y/N) N pH:

Dilution Factor: 1.0

CAS NO.	COMPOUND	CONCENTRATION UNITS: (ug/L or ug/Kg) UG/L	Q
108-95-2	Phenol	10	U
111-44-4	Bis(2-chloroethyl)ether	10	U
95-57-8	2-Chlorophenol	10	U
541-73-1	1,3-Dichlorobenzene	10	U
106-46-7	1,4-Dichlorobenzene	10	U
95-50-1	1,2-Dichlorobenzene	10	U
95-48-7	2-Methylphenol	10	U
108-60-1	2,2'-oxybis(1-Chloropropane)	10	U
106-44-5	4-Methylphenol	10	UJ
621-64-7	N-Nitroso-di-n-propylamine	10	U
67-72-1	Hexachloroethane	10	U
98-95-3	Nitrobenzene	10	U
78-59-1	Isophorone	10	U
88-75-5	2-Nitrophenol	10	U
105-67-9	2,4-Dimethylphenol	10	UJ
120-83-2	2,4-Dichlorophenol	10	U
120-82-1	1,2,4-Trichlorobenzene	10	U
91-20-3	Naphthalene	10	U
106-47-8	4-Chloroaniline	10	U
111-91-1	Bis(2-chloroethoxy)methane	10	U
87-68-3	Hexachlorobutadiene	10	U
59-50-7	4-Chloro-3-methylphenol	10	UJ
91-57-6	2-Methylnaphthalene	10	U
77-47-4	Hexachlorocyclopentadiene	10	U
88-06-2	2,4,6-Trichlorophenol	10	U
95-95-4	2,4,5-Trichlorophenol	20	U
91-58-7	2-Chloronaphthalene	10	U
88-74-4	2-Nitroaniline	20	U
131-11-3	Dimethylphthalate	10	U
208-96-8	Acenaphthylene	10	U
606-20-2	2,6-Dinitrotoluene	10	U
99-09-2	3-Nitroaniline	20	U
83-32-9	Acenaphthene	10	U
51-28-5	2,4-Dinitrophenol	20	U
100-02-7	4-Nitrophenol	20	U
132-64-9	Dibenzofuran	10	U

§10.10.18.A

SW846

EGL
12/29/10

1E - FORM I SV-2

SEMIVOLATILE ORGANICS ANALYSIS DATA SHEET

EPA SAMPLE NO.

BW-6

Lab Name: MITKEM LABORATORIES Contract:

Lab Code: MITKEM Case No.: J2348 Mod. Ref No.: SDG No.: SJ2348

Matrix: (SOIL/SED/WATER) WATER Lab Sample ID: J2348-01C

Sample wt/vol: 1000 (g/mL) ML Lab File ID: S3H0352.D

Level: (LOW/MED) LOW Extraction: (Type) SEPF

% Moisture: Decanted: (Y/N) Date Received: 11/12/2010

Concentrated Extract Volume: 1000 (uL) Date Extracted: 11/15/2010

Injection Volume: 1.0 (uL) GPC Factor: 1.00 Date Analyzed: 11/19/2010

GPC Cleanup: (Y/N) N pH: Dilution Factor: 1.0

CAS NO.	COMPOUND	CONCENTRATION UNITS: (ug/L or ug/Kg) UG/L	Q
121-14-2	2,4-Dinitrotoluene	10	U
84-66-2	Diethylphthalate	10	U
7005-72-3	4-Chlorophenyl-phenylether	10	U
86-73-7	Fluorene	10	U
100-01-6	4-Nitroaniline	20	U
534-52-1	4,6-Dinitro-2-methylphenol	20	U
86-30-6	N-Nitrosodiphenylamine	10	U
101-55-3	4-Bromophenyl-phenylether	10	U
118-74-1	Hexachlorobenzene	10	U
87-86-5	Pentachlorophenol	20	U
85-01-8	Phenanthrene	10	U
120-12-7	Anthracene	10	U
86-74-8	Carbazole	10	U
84-74-2	Di-n-butylphthalate	10	U
206-44-0	Fluoranthene	10	U
129-00-0	Pyrene	10	U
85-68-7	Butylbenzylphthalate	10	U
91-94-1	3,3'-Dichlorobenzidine	10	U
56-55-3	Benzo(a)anthracene	10	U
218-01-9	Chrysene	10	U
117-81-7	Bis(2-ethylhexyl)phthalate	10	U
117-84-0	Di-n-octylphthalate	10	U
205-99-2	Benzo(b)fluoranthene	10	U
207-08-9	Benzo(k)fluoranthene	10	U
50-32-8	Benzo(a)pyrene	10	U
193-39-5	Indeno(1,2,3-cd)pyrene	10	U
53-70-3	Dibenzo(a,h)anthracene	10	U
191-24-2	Benzo(g,h,i)perylene	10	U

EGL
12/29/10

1K - FORM I SV-TIC

SEMIVOLATILE ORGANICS ANALYSIS DATA SHEET

TENTATIVELY IDENTIFIED COMPOUNDS

EPA SAMPLE NO.

BW-6

Lab Name: MITKEM LABORATORIES Contract:

Lab Code: MITKEM Case No.: J2348 Mod. Ref No.: SDG No.: SJ2348

Matrix: (SOIL/SED/WATER) WATER Lab Sample ID: J2348-01C

Sample wt/vol: 1000 (g/mL) ML Lab File ID: S3H0352.D

Level: (TRACE or LOW/MED) LOW Extraction: (Type) SEPF

% Moisture: Decanted: (Y/N) Date Received: 11/12/2010

Concentrated Extract Volume: 1000 (uL) Date Extracted: 11/15/2010

Injection Volume: 1.0 (uL) GPC Factor: 1.00 Date Analyzed: 11/19/2010

GPC Cleanup: (Y/N) N pH: Dilution Factor: 1.0

CONCENTRATION UNITS: (ug/L or ug/Kg) UG/L

CAS NUMBER	COMPOUND NAME	RT	EST. CONC.	Q
E96679[2]	Total Alkanes	N/A		

[2]EPA-designated Registry Number.

EGL
12/29/10

1D - FORM I SV-1

SEMIVOLATILE ORGANICS ANALYSIS DATA SHEET

EPA SAMPLE NO.

BW-7

Lab Name: MITKEM LABORATORIES Contract:

Lab Code: MITKEM Case No.: J2348 Mod. Ref No.: SDG No.: SJ2348

Matrix: (SOIL/SED/WATER) WATER Lab Sample ID: J2348-02C

Sample wt/vol: 1000 (g/mL) ML Lab File ID: S3H0355.D

Level: (LOW/MED) LOW Extraction: (Type) SEPF

% Moisture: Decanted: (Y/N) Date Received: 11/12/2010

Concentrated Extract Volume: 1000 (uL) Date Extracted: 11/15/2010

Injection Volume: 1.0 (uL) GPC Factor: 1.00 Date Analyzed: 11/19/2010

GPC Cleanup: (Y/N) N pH: Dilution Factor: 1.0

CAS NO.	COMPOUND	CONCENTRATION UNITS: (ug/L or ug/Kg) UG/L	Q
108-95-2	Phenol	10	U
111-44-4	Bis(2-chloroethyl)ether	10	U
95-57-8	2-Chlorophenol	10	U
541-73-1	1,3-Dichlorobenzene	10	U
106-46-7	1,4-Dichlorobenzene	10	U
95-50-1	1,2-Dichlorobenzene	10	U
95-48-7	2-Methylphenol	10	U
108-60-1	2,2'-oxybis(1-Chloropropane)	10	U
106-44-5	4-Methylphenol	10	U
621-64-7	N-Nitroso-di-n-propylamine	10	U
67-72-1	Hexachloroethane	10	U
98-95-3	Nitrobenzene	10	U
78-59-1	Isophorone	10	U
88-75-5	2-Nitrophenol	10	U
105-67-9	2,4-Dimethylphenol	10	U
120-83-2	2,4-Dichlorophenol	10	U
120-82-1	1,2,4-Trichlorobenzene	10	U
91-20-3	Naphthalene	10	U
106-47-8	4-Chloroaniline	10	U
111-91-1	Bis(2-chloroethoxy)methane	10	U
87-68-3	Hexachlorobutadiene	10	U
59-50-7	4-Chloro-3-methylphenol	10	U
91-57-6	2-Methylnaphthalene	10	U
77-47-4	Hexachlorocyclopentadiene	10	U
88-06-2	2,4,6-Trichlorophenol	10	U
95-95-4	2,4,5-Trichlorophenol	20	U
91-58-7	2-Chloronaphthalene	10	U
88-74-4	2-Nitroaniline	20	U
131-11-3	Dimethylphthalate	10	U
208-96-8	Acenaphthylene	10	U
606-20-2	2,6-Dinitrotoluene	10	U
99-09-2	3-Nitroaniline	20	U
83-32-9	Acenaphthene	10	U
51-28-5	2,4-Dinitrophenol	20	U
100-02-7	4-Nitrophenol	20	U
132-64-9	Dibenzofuran	10	U

1E - FORM I SV-2

SEMIVOLATILE ORGANICS ANALYSIS DATA SHEET

EPA SAMPLE NO.

BW-7

Lab Name: MITKEM LABORATORIES Contract:

Lab Code: MITKEM Case No.: J2348 Mod. Ref No.: SDG No.: SJ2348

Matrix: (SOIL/SED/WATER) WATER Lab Sample ID: J2348-02C

Sample wt/vol: 1000 (g/mL) ML Lab File ID: S3H0355.D

Level: (LOW/MED) LOW Extraction: (Type) SEPF

% Moisture: Decanted: (Y/N) Date Received: 11/12/2010

Concentrated Extract Volume: 1000 (uL) Date Extracted: 11/15/2010

Injection Volume: 1.0 (uL) GPC Factor: 1.00 Date Analyzed: 11/19/2010

GPC Cleanup: (Y/N) N pH: Dilution Factor: 1.0

CAS NO.	COMPOUND	CONCENTRATION UNITS: (ug/L or ug/Kg) UG/L	Q
121-14-2	2,4-Dinitrotoluene	10	U
84-66-2	Diethylphthalate	10	U
7005-72-3	4-Chlorophenyl-phenylether	10	U
86-73-7	Fluorene	10	U
100-01-6	4-Nitroaniline	20	U
534-52-1	4,6-Dinitro-2-methylphenol	20	U
86-30-6	N-Nitrosodiphenylamine	10	U
101-55-3	4-Bromophenyl-phenylether	10	U
118-74-1	Hexachlorobenzene	10	U
87-86-5	Pentachlorophenol	20	U
85-01-8	Phenanthrene	10	U
120-12-7	Anthracene	10	U
86-74-8	Carbazole	10	U
84-74-2	Di-n-butylphthalate	10	U
206-44-0	Fluoranthene	10	U
129-00-0	Pyrene	10	U
85-68-7	Butylbenzylphthalate	10	U
91-94-1	3,3'-Dichlorobenzidine	10	U
56-55-3	Benzo(a)anthracene	10	U
218-01-9	Chrysene	10	U
117-81-7	Bis(2-ethylhexyl)phthalate	21	
117-84-0	Di-n-octylphthalate	10	U
205-99-2	Benzo(b)fluoranthene	10	U
207-08-9	Benzo(k)fluoranthene	10	U
50-32-8	Benzo(a)pyrene	10	U
193-39-5	Indeno(1,2,3-cd)pyrene	10	U
53-70-3	Dibenzo(a,h)anthracene	10	U
191-24-2	Benzo(g,h,i)perylene	10	U

EGL
12/29/10

1K - FORM I SV-TIC

SEMIVOLATILE ORGANICS ANALYSIS DATA SHEET

TENTATIVELY IDENTIFIED COMPOUNDS

EPA SAMPLE NO.

BW-7

Lab Name: MITKEM LABORATORIES Contract:

Lab Code: MITKEM Case No.: J2348 Mod. Ref No.: SDG No.: SJ2348

Matrix: (SOIL/SED/WATER) WATER Lab Sample ID: J2348-02C

Sample wt/vol: 1000 (g/mL) ML Lab File ID: S3H0355.D

Level: (TRACE or LOW/MED) LOW Extraction: (Type) SEPF

% Moisture: Decanted: (Y/N) Date Received: 11/12/2010

Concentrated Extract Volume: 1000 (uL) Date Extracted: 11/15/2010

Injection Volume: 1.0 (uL) GPC Factor: 1.00 Date Analyzed: 11/19/2010

GPC Cleanup: (Y/N) N pH: Dilution Factor: 1.0

CONCENTRATION UNITS: (ug/L or ug/Kg) UG/L

CAS NUMBER	COMPOUND NAME	RT	EST. CONC.	Q
E966796[2]	Total Alkanes	N/A		

[2]EPA-designated Registry Number.

EGL
12/29/10

1D - FORM I SV-1

SEMIVOLATILE ORGANICS ANALYSIS DATA SHEET

EPA SAMPLE NO.

DUP-1

Lab Name: MITKEM LABORATORIES Contract:

Lab Code: MITKEM Case No.: J2348 Mod. Ref No.: SDG No.: SJ2348

Matrix: (SOIL/SED/WATER) WATER Lab Sample ID: J2348-03C

Sample wt/vol: 1000 (g/mL) ML Lab File ID: S3H0356.D

Level: (LOW/MED) LOW Extraction: (Type) SEPF

% Moisture: Decanted: (Y/N) Date Received: 11/12/2010

Concentrated Extract Volume: 1000 (uL) Date Extracted: 11/15/2010

Injection Volume: 1.0 (uL) GPC Factor: 1.00 Date Analyzed: 11/19/2010

GPC Cleanup: (Y/N) N pH: Dilution Factor: 1.0

CAS NO.	COMPOUND	CONCENTRATION UNITS: (ug/L or ug/Kg) UG/L	Q
108-95-2	Phenol	10	U
111-44-4	Bis(2-chloroethyl)ether	10	U
95-57-8	2-Chlorophenol	10	U
541-73-1	1,3-Dichlorobenzene	10	U
106-46-7	1,4-Dichlorobenzene	10	U
95-50-1	1,2-Dichlorobenzene	10	U
95-48-7	2-Methylphenol	10	U
108-60-1	2,2'-oxybis(1-Chloropropane)	10	U
106-44-5	4-Methylphenol	10	U J
621-64-7	N-Nitroso-di-n-propylamine	10	U
67-72-1	Hexachloroethane	10	U
98-95-3	Nitrobenzene	10	U
78-59-1	Isophorone	10	U
88-75-5	2-Nitrophenol	10	U
105-67-9	2,4-Dimethylphenol	10	U J
120-83-2	2,4-Dichlorophenol	10	U
120-82-1	1,2,4-Trichlorobenzene	10	U
91-20-3	Naphthalene	10	U
106-47-8	4-Chloroaniline	10	U
111-91-1	Bis(2-chloroethoxy)methane	10	U
87-68-3	Hexachlorobutadiene	10	U
59-50-7	4-Chloro-3-methylphenol	10	U J
91-57-6	2-Methylnaphthalene	10	U
77-47-4	Hexachlorocyclopentadiene	10	U
88-06-2	2,4,6-Trichlorophenol	10	U
95-95-4	2,4,5-Trichlorophenol	20	U
91-58-7	2-Chloronaphthalene	10	U
88-74-4	2-Nitroaniline	20	U
131-11-3	Dimethylphthalate	10	U
208-96-8	Acenaphthylene	10	U
606-20-2	2,6-Dinitrotoluene	10	U
99-09-2	3-Nitroaniline	20	U
83-32-9	Acenaphthene	10	U
51-28-5	2,4-Dinitrophenol	20	U
100-02-7	4-Nitrophenol	20	U
132-64-9	Dibenzofuran	10	U

EGL 12/29/10

0090

1E - FORM I SV-2

SEMIVOLATILE ORGANICS ANALYSIS DATA SHEET

EPA SAMPLE NO.

DUP-1

Lab Name: MITKEM LABORATORIES Contract:

Lab Code: MITKEM Case No.: J2348 Mod. Ref No.: SDG No.: SJ2348

Matrix: (SOIL/SED/WATER) WATER Lab Sample ID: J2348-03C

Sample wt/vol: 1000 (g/mL) ML Lab File ID: S3H0356.D

Level: (LOW/MED) LOW Extraction: (Type) SEPF

% Moisture: Decanted: (Y/N) Date Received: 11/12/2010

Concentrated Extract Volume: 1000 (uL) Date Extracted: 11/15/2010

Injection Volume: 1.0 (uL) GPC Factor: 1.00 Date Analyzed: 11/19/2010

GPC Cleanup: (Y/N) N pH: Dilution Factor: 1.0

CAS NO.	COMPOUND	CONCENTRATION UNITS: (ug/L or ug/Kg) UG/L	Q
121-14-2	2,4-Dinitrotoluene	10	U
84-66-2	Diethylphthalate	10	U
7005-72-3	4-Chlorophenyl-phenylether	10	U
86-73-7	Fluorene	10	U
100-01-6	4-Nitroaniline	20	U
534-52-1	4,6-Dinitro-2-methylphenol	20	U
86-30-6	N-Nitrosodiphenylamine	10	U
101-55-3	4-Bromophenyl-phenylether	10	U
118-74-1	Hexachlorobenzene	10	U
87-86-5	Pentachlorophenol	20	U
85-01-8	Phenanthrene	10	U
120-12-7	Anthracene	10	U
86-74-8	Carbazole	10	U
84-74-2	Di-n-butylphthalate	10	U
206-44-0	Fluoranthene	10	U
129-00-0	Pyrene	10	U
85-68-7	Butylbenzylphthalate	10	U
91-94-1	3,3'-Dichlorobenzidine	10	U
56-55-3	Benzo(a)anthracene	10	U
218-01-9	Chrysene	10	U
117-81-7	Bis(2-ethylhexyl)phthalate	10	U
117-84-0	Di-n-octylphthalate	10	U
205-99-2	Benzo(b)fluoranthene	10	U
207-08-9	Benzo(k)fluoranthene	10	U
50-32-8	Benzo(a)pyrene	10	U
193-39-5	Indeno(1,2,3-cd)pyrene	10	U
53-70-3	Dibenzo(a,h)anthracene	10	U
191-24-2	Benzo(g,h,i)perylene	10	U

EGL 12/29/10

1K - FORM I SV-TIC

SEMIVOLATILE ORGANICS ANALYSIS DATA SHEET

TENTATIVELY IDENTIFIED COMPOUNDS

EPA SAMPLE NO.

DUP-1

Lab Name: MITKEM LABORATORIES Contract:

Lab Code: MITKEM Case No.: J2348 Mod. Ref No.: SDG No.: SJ2348

Matrix: (SOIL/SED/WATER) WATER Lab Sample ID: J2348-03C

Sample wt/vol: 1000 (g/mL) ML Lab File ID: S3H0356.D

Level: (TRACE or LOW/MED) LOW Extraction: (Type) SEPF

% Moisture: Decanted: (Y/N) Date Received: 11/12/2010

Concentrated Extract Volume: 1000 (uL) Date Extracted: 11/15/2010

Injection Volume: 1.0 (uL) GPC Factor: 1.00 Date Analyzed: 11/19/2010

GPC Cleanup: (Y/N) N pH: Dilution Factor: 1.0

CONCENTRATION UNITS: (ug/L or ug/Kg) UG/L

CAS NUMBER	COMPOUND NAME	RT	EST. CONC.	Q
E966796[2]	Total Alkanes	N/A		

[2]EPA-designated Registry Number.

EGL
12/29/10

1D - FORM I SV-1

SEMIVOLATILE ORGANICS ANALYSIS DATA SHEET

EPA SAMPLE NO.

BW-8

Lab Name: MITKEM LABORATORIES Contract:

Lab Code: MITKEM Case No.: J2348 Mod. Ref No.: SDG No.: SJ2348

Matrix: (SOIL/SED/WATER) WATER Lab Sample ID: J2348-04C

Sample wt/vol: 1000 (g/mL) ML Lab File ID: S3H0357.D

Level: (LOW/MED) LOW Extraction: (Type) SEPF

% Moisture: Decanted: (Y/N) Date Received: 11/12/2010

Concentrated Extract Volume: 1000 (uL) Date Extracted: 11/15/2010

Injection Volume: 1.0 (uL) GPC Factor: 1.00 Date Analyzed: 11/19/2010

GPC Cleanup: (Y/N) N pH: Dilution Factor: 1.0

CAS NO.	COMPOUND	CONCENTRATION UNITS: (ug/L or ug/Kg) UG/L	Q
108-95-2	Phenol	10	U
111-44-4	Bis(2-chloroethyl)ether	10	U
95-57-8	2-Chlorophenol	10	U
541-73-1	1,3-Dichlorobenzene	10	U
106-46-7	1,4-Dichlorobenzene	10	U
95-50-1	1,2-Dichlorobenzene	10	U
95-48-7	2-Methylphenol	10	U
108-60-1	2,2'-oxybis(1-Chloropropane)	10	U
106-44-5	4-Methylphenol	10	U
621-64-7	N-Nitroso-di-n-propylamine	10	U
67-72-1	Hexachloroethane	10	U
98-95-3	Nitrobenzene	10	U
78-59-1	Isophorone	10	U
88-75-5	2-Nitrophenol	10	U
105-67-9	2,4-Dimethylphenol	10	U
120-83-2	2,4-Dichlorophenol	10	U
120-82-1	1,2,4-Trichlorobenzene	10	U
91-20-3	Naphthalene	10	U
106-47-8	4-Chloroaniline	10	U
111-91-1	Bis(2-chloroethoxy)methane	10	U
87-68-3	Hexachlorobutadiene	10	U
59-50-7	4-Chloro-3-methylphenol	10	U
91-57-6	2-Methylnaphthalene	10	U
77-47-4	Hexachlorocyclopentadiene	10	U
88-06-2	2,4,6-Trichlorophenol	10	U
95-95-4	2,4,5-Trichlorophenol	20	U
91-58-7	2-Chloronaphthalene	10	U
88-74-4	2-Nitroaniline	20	U
131-11-3	Dimethylphthalate	10	U
208-96-8	Acenaphthylene	10	U
606-20-2	2,6-Dinitrotoluene	10	U
99-09-2	3-Nitroaniline	20	U
83-32-9	Acenaphthene	10	U
51-28-5	2,4-Dinitrophenol	20	U
100-02-7	4-Nitrophenol	20	U
132-64-9	Dibenzofuran	10	U

1E - FORM I SV-2

SEMIVOLATILE ORGANICS ANALYSIS DATA SHEET

EPA SAMPLE NO.

BW-8

Lab Name: MITKEM LABORATORIES Contract:

Lab Code: MITKEM Case No.: J2348 Mod. Ref No.: SDG No.: SJ2348

Matrix: (SOIL/SED/WATER) WATER Lab Sample ID: J2348-04C

Sample wt/vol: 1000 (g/mL) ML Lab File ID: S3H0357.D

Level: (LOW/MED) LOW Extraction: (Type) SEPF

% Moisture: Decanted: (Y/N) Date Received: 11/12/2010

Concentrated Extract Volume: 1000 (uL) Date Extracted: 11/15/2010

Injection Volume: 1.0 (uL) GPC Factor: 1.00 Date Analyzed: 11/19/2010

GPC Cleanup: (Y/N) N pH: Dilution Factor: 1.0

CAS NO.	COMPOUND	CONCENTRATION UNITS: (ug/L or ug/Kg) UG/L	Q
121-14-2	2,4-Dinitrotoluene	10	U
84-66-2	Diethylphthalate	10	U
7005-72-3	4-Chlorophenyl-phenylether	10	U
86-73-7	Fluorene	10	U
100-01-6	4-Nitroaniline	20	U
534-52-1	4,6-Dinitro-2-methylphenol	20	U
86-30-6	N-Nitrosodiphenylamine	10	U
101-55-3	4-Bromophenyl-phenylether	10	U
118-74-1	Hexachlorobenzene	10	U
87-86-5	Pentachlorophenol	20	U
85-01-8	Phenanthrene	10	U
120-12-7	Anthracene	10	U
86-74-8	Carbazole	10	U
84-74-2	Di-n-butylphthalate	10	U
206-44-0	Fluoranthene	10	U
129-00-0	Pyrene	10	U
85-68-7	Butylbenzylphthalate	10	U
91-94-1	3,3'-Dichlorobenzidine	10	U
56-55-3	Benzo(a)anthracene	10	U
218-01-9	Chrysene	10	U
117-81-7	Bis(2-ethylhexyl)phthalate	5.3	J
117-84-0	Di-n-octylphthalate	10	U
205-99-2	Benzo(b)fluoranthene	10	U
207-08-9	Benzo(k)fluoranthene	10	U
50-32-8	Benzo(a)pyrene	10	U
193-39-5	Indeno(1,2,3-cd)pyrene	10	U
53-70-3	Dibenzo(a,h)anthracene	10	U
191-24-2	Benzo(g,h,i)perylene	10	U

EGL
12/29/10

1K - FORM I SV-TIC

SEMIVOLATILE ORGANICS ANALYSIS DATA SHEET

TENTATIVELY IDENTIFIED COMPOUNDS

EPA SAMPLE NO.

BW-8

Lab Name: MITKEM LABORATORIES Contract:

Lab Code: MITKEM Case No.: J2348 Mod. Ref No.: SDG No.: SJ2348

Matrix: (SOIL/SED/WATER) WATER Lab Sample ID: J2348-04C

Sample wt/vol: 1000 (g/mL) ML Lab File ID: S3H0357.D

Level: (TRACE or LOW/MED) LOW Extraction: (Type) SEPF

% Moisture: Decanted: (Y/N) Date Received: 11/12/2010

Concentrated Extract Volume: 1000 (uL) Date Extracted: 11/15/2010

Injection Volume: 1.0 (uL) GPC Factor: 1.00 Date Analyzed: 11/19/2010

GPC Cleanup: (Y/N) N pH: Dilution Factor: 1.0

CONCENTRATION UNITS: (ug/L or ug/Kg) UG/L

CAS NUMBER	COMPOUND NAME	RT	EST. CONC.	Q
E96679[2]	Total Alkanes	N/A		

[2]EPA-designated Registry Number.

EGL 12/29/10

1D - FORM I SV-1

SEMIVOLATILE ORGANICS ANALYSIS DATA SHEET

EPA SAMPLE NO.

BW-5

Lab Name: MITKEM LABORATORIES Contract:

Lab Code: MITKEM Case No.: J2348 Mod. Ref No.: SDG No.: SJ2348

Matrix: (SOIL/SED/WATER) WATER Lab Sample ID: J2348-07C

Sample wt/vol: 1000 (g/mL) ML Lab File ID: S3H0358.D

Level: (LOW/MED) LOW Extraction: (Type) SEPF

% Moisture: Decanted: (Y/N) Date Received: 11/12/2010

Concentrated Extract Volume: 1000 (uL) Date Extracted: 11/15/2010

Injection Volume: 1.0 (uL) GPC Factor: 1.00 Date Analyzed: 11/19/2010

GPC Cleanup: (Y/N) N pH: Dilution Factor: 1.0

CAS NO.	COMPOUND	CONCENTRATION UNITS: (ug/L or ug/Kg) UG/L	Q
108-95-2	Phenol	10	U
111-44-4	Bis(2-chloroethyl)ether	10	U
95-57-8	2-Chlorophenol	10	U
541-73-1	1,3-Dichlorobenzene	10	U
106-46-7	1,4-Dichlorobenzene	10	U
95-50-1	1,2-Dichlorobenzene	10	U
95-48-7	2-Methylphenol	10	U
108-60-1	2,2'-oxybis(1-Chloropropane)	10	U
106-44-5	4-Methylphenol	10	U J
621-64-7	N-Nitroso-di-n-propylamine	10	U
67-72-1	Hexachloroethane	10	U
98-95-3	Nitrobenzene	10	U
78-59-1	Isophorone	10	U
88-75-5	2-Nitrophenol	10	U
105-67-9	2,4-Dimethylphenol	10	U J
120-83-2	2,4-Dichlorophenol	10	U
120-82-1	1,2,4-Trichlorobenzene	10	U
91-20-3	Naphthalene	10	U
106-47-8	4-Chloroaniline	10	U
111-91-1	Bis(2-chloroethoxy)methane	10	U
87-68-3	Hexachlorobutadiene	10	U
59-50-7	4-Chloro-3-methylphenol	10	U J
91-57-6	2-Methylnaphthalene	10	U
77-47-4	Hexachlorocyclopentadiene	10	U
88-06-2	2,4,6-Trichlorophenol	10	U
95-95-4	2,4,5-Trichlorophenol	20	U
91-58-7	2-Chloronaphthalene	10	U
88-74-4	2-Nitroaniline	20	U
131-11-3	Dimethylphthalate	10	U
208-96-8	Acenaphthylene	10	U
606-20-2	2,6-Dinitrotoluene	10	U
99-09-2	3-Nitroaniline	20	U
83-32-9	Acenaphthene	10	U
51-28-5	2,4-Dinitrophenol	20	U
100-02-7	4-Nitrophenol	20	U
132-64-9	Dibenzofuran	10	U

EGL 12/29/10

1E - FORM I SV-2

SEMIVOLATILE ORGANICS ANALYSIS DATA SHEET

EPA SAMPLE NO.

BW-5

Lab Name: MITKEM LABORATORIES Contract:

Lab Code: MITKEM Case No.: J2348 Mod. Ref No.: SDG No.: SJ2348

Matrix: (SOIL/SED/WATER) WATER Lab Sample ID: J2348-07C

Sample wt/vol: 1000 (g/mL) ML Lab File ID: S3H0358.D

Level: (LOW/MED) LOW Extraction: (Type) SEPF

% Moisture: Decanted: (Y/N) Date Received: 11/12/2010

Concentrated Extract Volume: 1000 (uL) Date Extracted: 11/15/2010

Injection Volume: 1.0 (uL) GPC Factor: 1.00 Date Analyzed: 11/19/2010

GPC Cleanup: (Y/N) N pH: Dilution Factor: 1.0

CAS NO.	COMPOUND	CONCENTRATION UNITS: (ug/L or ug/Kg) UG/L	Q
121-14-2	2,4-Dinitrotoluene	10	U
84-66-2	Diethylphthalate	10	U
7005-72-3	4-Chlorophenyl-phenylether	10	U
86-73-7	Fluorene	10	U
100-01-6	4-Nitroaniline	20	U
534-52-1	4,6-Dinitro-2-methylphenol	20	U
86-30-6	N-Nitrosodiphenylamine	10	U
101-55-3	4-Bromophenyl-phenylether	10	U
118-74-1	Hexachlorobenzene	10	U
87-86-5	Pentachlorophenol	20	U
85-01-8	Phenanthrene	10	U
120-12-7	Anthracene	10	U
86-74-8	Carbazole	10	U
84-74-2	Di-n-butylphthalate	10	U
206-44-0	Fluoranthene	10	U
129-00-0	Pyrene	10	U
85-68-7	Butylbenzylphthalate	10	U
91-94-1	3,3'-Dichlorobenzidine	10	U
56-55-3	Benzo(a)anthracene	10	U
218-01-9	Chrysene	10	U
117-81-7	Bis(2-ethylhexyl)phthalate	10	U
117-84-0	Di-n-octylphthalate	10	U
205-99-2	Benzo(b)fluoranthene	10	U
207-08-9	Benzo(k)fluoranthene	10	U
50-32-8	Benzo(a)pyrene	10	U
193-39-5	Indeno(1,2,3-cd)pyrene	10	U
53-70-3	Dibenzo(a,h)anthracene	10	U
191-24-2	Benzo(g,h,i)perylene	10	U

EGL 12/29/10

1K - FORM I SV-TIC
SEMIVOLATILE ORGANICS ANALYSIS DATA SHEET
TENTATIVELY IDENTIFIED COMPOUNDS

EPA SAMPLE NO.
BW-5

Lab Name: MITKEM LABORATORIES
Contract:
Lab Code: MITKEM Case No.: J2348
Mod. Ref No.: SDG No.: SJ2348
Matrix: (SOIL/SED/WATER) WATER
Lab Sample ID: J2348-07C
Sample wt/vol: 1000 (g/mL) ML
Lab File ID: S3H0358.D
Level: (TRACE or LOW/MED) LOW
Extraction: (Type) SEPF
% Moisture: Decanted: (Y/N)
Date Received: 11/12/2010
Concentrated Extract Volume: 1000 (uL)
Date Extracted: 11/15/2010
Injection Volume: 1.0 (uL) GPC Factor: 1.00
Date Analyzed: 11/19/2010
GPC Cleanup: (Y/N) N pH:
Dilution Factor: 1.0

CONCENTRATION UNITS: (ug/L or ug/Kg) UG/L

	CAS NUMBER	COMPOUND NAME	RT	EST. CONC.	Q
01	13798-23-7	Sulfur	7.798	14	NJ
02	126-73-8	Tributyl phosphate	8.193	4.2	NJ
03		Unknown-01	8.962	6.3	J
04	10544-50-0	Cyclic octaatomic sulfur	9.887	56	NJ
	E966796[2]	Total Alkanes	N/A		

[2]EPA-designated Registry Number.

EGL
12/29/10

s10.10.18.A

SW846

1D - FORM I SV-1

SEMIVOLATILE ORGANICS ANALYSIS DATA SHEET

EPA SAMPLE NO.

BW-5 OIL

Lab Name: MITKEM LABORATORIES | Contract:

Lab Code: MITKEM | Case No.: J2348 | Mod. Ref No.: | SDG No.: SJ2348

Matrix: (SOIL/SED/WATER) SOIL | Lab Sample ID: J2348-08A

Sample wt/vol: 1.0 (g/mL) G | Lab File ID: S3H0359.D

Level: (LOW/MED) LOW | Extraction: (Type) SONC

% Moisture: 0.0 | Decanted: (Y/N) N | Date Received: 11/12/2010

Concentrated Extract Volume: 10000 (uL) | Date Extracted: 11/18/2010

Injection Volume: 1.0 (uL) | GPC Factor: 1.00 | Date Analyzed: 11/19/2010

GPC Cleanup: (Y/N) N | pH: | Dilution Factor: 1.0

CAS NO.	COMPOUND	CONCENTRATION UNITS: (ug/L or ug/Kg) UG/KG	Q
108-95-2	Phenol	99000	U
111-44-4	Bis(2-chloroethyl)ether	99000	U
95-57-8	2-Chlorophenol	99000	U
541-73-1	1,3-Dichlorobenzene	99000	U
106-46-7	1,4-Dichlorobenzene	99000	U
95-50-1	1,2-Dichlorobenzene	99000	U
95-48-7	2-Methylphenol	99000	U
108-60-1	2,2'-oxybis(1-Chloropropane)	99000	U
106-44-5	4-Methylphenol	99000	U J
621-64-7	N-Nitroso-di-n-propylamine	99000	U
67-72-1	Hexachloroethane	99000	U
98-95-3	Nitrobenzene	99000	U
78-59-1	Isophorone	99000	U
88-75-5	2-Nitrophenol	99000	U
105-67-9	2,4-Dimethylphenol	99000	U J
120-83-2	2,4-Dichlorophenol	99000	U
120-82-1	1,2,4-Trichlorobenzene	99000	U
91-20-3	Naphthalene	99000	U
106-47-8	4-Chloroaniline	99000	U
111-91-1	Bis(2-chloroethoxy)methane	99000	U
87-68-3	Hexachlorobutadiene	99000	U
59-50-7	4-Chloro-3-methylphenol	99000	U J
91-57-6	2-Methylnaphthalene	99000	U
77-47-4	Hexachlorocyclopentadiene	99000	U
88-06-2	2,4,6-Trichlorophenol	99000	U
95-95-4	2,4,5-Trichlorophenol	200000	U
91-58-7	2-Chloronaphthalene	99000	U
88-74-4	2-Nitroaniline	200000	U
131-11-3	Dimethylphthalate	99000	U
208-96-8	Acenaphthylene	99000	U
606-20-2	2,6-Dinitrotoluene	99000	U
99-09-2	3-Nitroaniline	200000	U
83-32-9	Acenaphthene	99000	U
51-28-5	2,4-Dinitrophenol	200000	U
100-02-7	4-Nitrophenol	200000	U
132-64-9	Dibenzofuran	99000	U

1E - FORM I SV-2

SEMIVOLATILE ORGANICS ANALYSIS DATA SHEET

EPA SAMPLE NO.

BW-5 OIL

Lab Name: MITKEM LABORATORIES Contract:

Lab Code: MITKEM Case No.: J2348 Mod. Ref No.: SDG No.: SJ2348

Matrix: (SOIL/SED/WATER) SOIL Lab Sample ID: J2348-08A

Sample wt/vol: 1.0 (g/mL) G Lab File ID: S3H0359.D

Level: (LOW/MED) LOW Extraction: (Type) SONC

% Moisture: 0.0 Decanted: (Y/N) N Date Received: 11/12/2010

Concentrated Extract Volume: 10000 (uL) Date Extracted: 11/18/2010

Injection Volume: 1.0 (uL) GPC Factor: 1.00 Date Analyzed: 11/19/2010

GPC Cleanup: (Y/N) N pH: Dilution Factor: 1.0

CAS NO.	COMPOUND	CONCENTRATION UNITS: (ug/L or ug/Kg) UG/KG	Q
121-14-2	2,4-Dinitrotoluene	99000	U
84-66-2	Diethylphthalate	99000	U
7005-72-3	4-Chlorophenyl-phenylether	99000	U
86-73-7	Fluorene	99000	U
100-01-6	4-Nitroaniline	200000	U J
534-52-1	4,6-Dinitro-2-methylphenol	200000	U
86-30-6	N-Nitrosodiphenylamine	99000	U
101-55-3	4-Bromophenyl-phenylether	99000	U
118-74-1	Hexachlorobenzene	99000	U
87-86-5	Pentachlorophenol	200000	U
85-01-8	Phenanthrene	38000	J
120-12-7	Anthracene	99000	U
86-74-8	Carbazole	99000	U
84-74-2	Di-n-butylphthalate	99000	U
206-44-0	Fluoranthene	99000	U
129-00-0	Pyrene	99000	U
85-68-7	Butylbenzylphthalate	99000	U
91-94-1	3,3'-Dichlorobenzidine	99000	U
56-55-3	Benzo(a)anthracene	99000	U
218-01-9	Chrysene	99000	U
117-81-7	Bis(2-ethylhexyl)phthalate	120000	J
117-84-0	Di-n-octylphthalate	99000	U
205-99-2	Benzo(b)fluoranthene	99000	U
207-08-9	Benzo(k)fluoranthene	99000	U
50-32-8	Benzo(a)pyrene	99000	U
193-39-5	Indeno(1,2,3-cd)pyrene	99000	U
53-70-3	Dibenzo(a,h)anthracene	99000	U
191-24-2	Benzo(g,h,i)perylene	99000	U

EGL 12/29/10

1K - FORM I SV-TIC

SEMIVOLATILE ORGANICS ANALYSIS DATA SHEET

TENTATIVELY IDENTIFIED COMPOUNDS

EPA SAMPLE NO.

BW-5 OIL

Lab Name: MITKEM LABORATORIES Contract:

Lab Code: MITKEM Case No.: J2348 Mod. Ref No.: SDG No.: SJ2348

Matrix: (SOIL/SED/WATER) SOIL Lab Sample ID: J2348-08A

Sample wt/vol: 1.0 (g/mL) G Lab File ID: S3H0359.D

Level: (TRACE or LOW/MED) LOW Extraction: (Type) SONC

% Moisture: 0.0 Decanted: (Y/N) N Date Received: 11/12/2010

Concentrated Extract Volume: 10000 (uL) Date Extracted: 11/18/2010

Injection Volume: 1.0 (uL) GPC Factor: 1.00 Date Analyzed: 11/19/2010

GPC Cleanup: (Y/N) N pH: Dilution Factor: 1.0

CONCENTRATION UNITS: (ug/L or ug/Kg) UG/KG

	CAS NUMBER	COMPOUND NAME	RT	EST. CONC.	Q
01	124-18-5	Decane	4.498	400000	NJ
02	1120-21-4	Undecane	5.390	290000	NJ
03	112-40-3	Dodecane	6.074	300000	NJ
04	629-50-5	Tridecane	6.646	340000	NJ
05	544-76-3	Hexadecane	8.019	190000	NJ
06		Unknown-01	8.206	250000	J
07	1921-70-6	Pentadecane, 2,6,10,14-tetra	8.430	1400000	NJ
08		Unknown-02	8.580	290000	J
09	593-45-3	Octadecane	8.793	990000	NJ
10	638-36-8	Hexadecane, 2,6,10,14-tetram	8.820	900000	NJ
11		Unknown-03	8.905	190000	J
12		Unknown-04	9.050	250000	J
13	638-36-8	Hexadecane, 2,6,10,14-tetram	9.114	490000	NJ
14	629-92-5	Nonadecane	9.151	1100000	NJ
15		Unknown-05	9.269	390000	J
16		Unknown-06	9.290	1000000	J
17	112-95-8	Eicosane	9.493	930000	NJ
18	1560-92-5	Hexadecane, 2-methyl-	9.728	710000	NJ
19	629-94-7	Heneicosane	9.819	570000	NJ
20	36728-72-0	28-Nor-17.beta.(H)-hopane	12.821	1200000	NJ
	E966796[2]	Total Alkanes	N/A		

[2]EPA-designated Registry Number.

EGL 12/29/10

s10.10.1E.A

SW846

1D - FORM I SV-1

SEMIVOLATILE ORGANICS ANALYSIS DATA SHEET

EPA SAMPLE NO.

BW-1

Lab Name: MITKEM LABORATORIES Contract:

Lab Code: MITKEM Case No.: J2348 Mod. Ref No.: SDG No.: SJ2348

Matrix: (SOIL/SED/WATER) SOIL Lab Sample ID: J2348-09A

Sample wt/vol: 1.0 (g/mL) G Lab File ID: S3H0396.D

Level: (LOW/MED) LOW Extraction: (Type) SONC

% Moisture: 0.0 Decanted: (Y/N) N Date Received: 11/12/2010

Concentrated Extract Volume: 10000 (uL) Date Extracted: 11/18/2010

Injection Volume: 1.0 (uL) GPC Factor: 1.00 Date Analyzed: 11/21/2010

GPC Cleanup: (Y/N) N pH: Dilution Factor: 1.0

CAS NO.	COMPOUND	CONCENTRATION UNITS: (ug/L or ug/Kg) UG/KG	Q
108-95-2	Phenol	99000	U
111-44-4	Bis(2-chloroethyl)ether	99000	U
95-57-8	2-Chlorophenol	99000	U
541-73-1	1,3-Dichlorobenzene	99000	U
106-46-7	1,4-Dichlorobenzene	99000	U
95-50-1	1,2-Dichlorobenzene	99000	U
95-48-7	2-Methylphenol	99000	U
108-60-1	2,2'-oxybis(1-Chloropropane)	99000	U
106-44-5	4-Methylphenol	99000	U J
621-64-7	N-Nitroso-di-n-propylamine	99000	U
67-72-1	Hexachloroethane	99000	U
98-95-3	Nitrobenzene	99000	U
78-59-1	Isophorone	99000	U
88-75-5	2-Nitrophenol	99000	U
105-67-9	2,4-Dimethylphenol	99000	U
120-83-2	2,4-Dichlorophenol	99000	U
120-82-1	1,2,4-Trichlorobenzene	99000	U
91-20-3	Naphthalene	99000	U
106-47-8	4-Chloroaniline	99000	U
111-91-1	Bis(2-chloroethoxy)methane	99000	U
87-68-3	Hexachlorobutadiene	99000	U
59-50-7	4-Chloro-3-methylphenol	99000	U J
91-57-6	2-Methylnaphthalene	99000	U
77-47-4	Hexachlorocyclopentadiene	99000	U
88-06-2	2,4,6-Trichlorophenol	99000	U
95-95-4	2,4,5-Trichlorophenol	200000	U
91-58-7	2-Chloronaphthalene	99000	U
88-74-4	2-Nitroaniline	200000	U
131-11-3	Dimethylphthalate	99000	U
208-96-8	Acenaphthylene	99000	U
606-20-2	2,6-Dinitrotoluene	99000	U
99-09-2	3-Nitroaniline	200000	U
83-32-9	Acenaphthene	99000	U
51-28-5	2,4-Dinitrophenol	200000	U
100-02-7	4-Nitrophenol	200000	U
132-64-9	Dibenzofuran	99000	U

1E - FORM I SV-2

SEMIVOLATILE ORGANICS ANALYSIS DATA SHEET

EPA SAMPLE NO.

BW-1

Lab Name: MITKEM LABORATORIES Contract:

Lab Code: MITKEM Case No.: J2348 Mod. Ref No.: SDG No.: SJ2348

Matrix: (SOIL/SED/WATER) SOIL Lab Sample ID: J2348-09A

Sample wt/vol: 1.0 (g/mL) G Lab File ID: S3H0396.D

Level: (LOW/MED) LOW Extraction: (Type) SONC

% Moisture: 0.0 Decanted: (Y/N) N Date Received: 11/12/2010

Concentrated Extract Volume: 10000 (uL) Date Extracted: 11/18/2010

Injection Volume: 1.0 (uL) GPC Factor: 1.00 Date Analyzed: 11/21/2010

GPC Cleanup: (Y/N) N pH: Dilution Factor: 1.0

CAS NO.	COMPOUND	CONCENTRATION UNITS: (ug/L or ug/Kg) UG/KG	Q
121-14-2	2,4-Dinitrotoluene	99000	U
84-66-2	Diethylphthalate	99000	U
7005-72-3	4-Chlorophenyl-phenylether	99000	U
86-73-7	Fluorene	99000	U
100-01-6	4-Nitroaniline	200000	U J
534-52-1	4,6-Dinitro-2-methylphenol	200000	U
86-30-6	N-Nitrosodiphenylamine	99000	U
101-55-3	4-Bromophenyl-phenylether	99000	U
118-74-1	Hexachlorobenzene	99000	U
87-86-5	Pentachlorophenol	200000	U J
85-01-8	Phenanthrene	99000	U
120-12-7	Anthracene	99000	U
86-74-8	Carbazole	99000	U
84-74-2	Di-n-butylphthalate	99000	U
206-44-0	Fluoranthene	99000	U
129-00-0	Pyrene	99000	U
85-68-7	Butylbenzylphthalate	99000	U
91-94-1	3,3'-Dichlorobenzidine	99000	U
56-55-3	Benzo(a)anthracene	99000	U
218-01-9	Chrysene	99000	U
117-81-7	Bis(2-ethylhexyl)phthalate	99000	U
117-84-0	Di-n-octylphthalate	99000	U
205-99-2	Benzo(b)fluoranthene	99000	U
207-08-9	Benzo(k)fluoranthene	99000	U
50-32-8	Benzo(a)pyrene	99000	U
193-39-5	Indeno(1,2,3-cd)pyrene	99000	U
53-70-3	Dibenzo(a,h)anthracene	99000	U
191-24-2	Benzo(g,h,i)perylene	99000	U

EGL
12/29/10

1K - FORM I SV-TIC

SEMIVOLATILE ORGANICS ANALYSIS DATA SHEET

TENTATIVELY IDENTIFIED COMPOUNDS

EPA SAMPLE NO.

BW-1

Lab Name: MITKEM LABORATORIES Contract:

Lab Code: MITKEM Case No.: J2348 Mod. Ref No.: SDG No.: SJ2348

Matrix: (SOIL/SED/WATER) SOIL Lab Sample ID: J2348-09A

Sample wt/vol: 1.0 (g/mL) G Lab File ID: S3H0396.D

Level: (TRACE or LOW/MED) LOW Extraction: (Type) SONC

% Moisture: 0.0 Decanted: (Y/N) N Date Received: 11/12/2010

Concentrated Extract Volume: 10000 (uL) Date Extracted: 11/18/2010

Injection Volume: 1.0 (uL) GPC Factor: 1.00 Date Analyzed: 11/21/2010

GPC Cleanup: (Y/N) N pH: Dilution Factor: 1.0

CONCENTRATION UNITS: (ug/L or ug/Kg) UG/KG

CAS NUMBER	COMPOUND NAME	RT	EST. CONC.	Q
E96679([2]	Total Alkanes	N/A		

[2]EPA-designated Registry Number.

EGL 12/29/10

1D - FORM I SV-1

SEMIVOLATILE ORGANICS ANALYSIS DATA SHEET

EPA SAMPLE NO.

RECN+S

Lab Name: MITKEM LABORATORIES Contract:

Lab Code: MITKEM Case No.: J2348 Mod. Ref No.: SDG No.: SJ2348

Matrix: (SOIL/SED/WATER) SOIL Lab Sample ID: J2348-10A

Sample wt/vol: 1.0 (g/mL) G Lab File ID: S3H0397.D

Level: (LOW/MED) LOW Extraction: (Type) SONC

% Moisture: 0.0 Decanted: (Y/N) N Date Received: 11/12/2010

Concentrated Extract Volume: 10000 (uL) Date Extracted: 11/18/2010

Injection Volume: 1.0 (uL) GPC Factor: 1.00 Date Analyzed: 11/21/2010

GPC Cleanup: (Y/N) N pH: Dilution Factor: 1.0

CAS NO.	COMPOUND	CONCENTRATION UNITS: (ug/L or ug/Kg) UG/KG	Q
108-95-2	Phenol	99000	U
111-44-4	Bis(2-chloroethyl)ether	99000	U
95-57-8	2-Chlorophenol	99000	U
541-73-1	1,3-Dichlorobenzene	99000	U
106-46-7	1,4-Dichlorobenzene	99000	U
95-50-1	1,2-Dichlorobenzene	99000	U
95-48-7	2-Methylphenol	99000	U
108-60-1	2,2'-oxybis(1-Chloropropane)	99000	U
106-44-5	4-Methylphenol	99000	UJ
621-64-7	N-Nitroso-di-n-propylamine	99000	U
67-72-1	Hexachloroethane	99000	U
98-95-3	Nitrobenzene	99000	U
78-59-1	Isophorone	99000	U
88-75-5	2-Nitrophenol	99000	U
105-67-9	2,4-Dimethylphenol	99000	U
120-83-2	2,4-Dichlorophenol	99000	U
120-82-1	1,2,4-Trichlorobenzene	99000	U
91-20-3	Naphthalene	99000	U
106-47-8	4-Chloroaniline	99000	U
111-91-1	Bis(2-chloroethoxy)methane	99000	U
87-68-3	Hexachlorobutadiene	99000	U
59-50-7	4-Chloro-3-methylphenol	99000	UJ
91-57-6	2-Methylnaphthalene	14000	J
77-47-4	Hexachlorocyclopentadiene	99000	U
88-06-2	2,4,6-Trichlorophenol	99000	U
95-95-4	2,4,5-Trichlorophenol	200000	U
91-58-7	2-Chloronaphthalene	99000	U
88-74-4	2-Nitroaniline	200000	U
131-11-3	Dimethylphthalate	99000	U
208-96-8	Acenaphthylene	99000	U
606-20-2	2,6-Dinitrotoluene	99000	U
99-09-2	3-Nitroaniline	200000	U
83-32-9	Acenaphthene	99000	U
51-28-5	2,4-Dinitrophenol	200000	U
100-02-7	4-Nitrophenol	200000	U
132-64-9	Dibenzofuran	99000	U

1E - FORM I SV-2

SEMIVOLATILE ORGANICS ANALYSIS DATA SHEET

EPA SAMPLE NO.

RECN+S

Lab Name: MITKEM LABORATORIES Contract:

Lab Code: MITKEM Case No.: J2348 Mod. Ref No.: SDG No.: SJ2348

Matrix: (SOIL/SED/WATER) SOIL Lab Sample ID: J2348-10A

Sample wt/vol: 1.0 (g/mL) G Lab File ID: S3H0397.D

Level: (LOW/MED) LOW Extraction: (Type) SONC

% Moisture: 0.0 Decanted: (Y/N) N Date Received: 11/12/2010

Concentrated Extract Volume: 10000 (uL) Date Extracted: 11/18/2010

Injection Volume: 1.0 (uL) GPC Factor: 1.00 Date Analyzed: 11/21/2010

GPC Cleanup: (Y/N) N pH: Dilution Factor: 1.0

CAS NO.	COMPOUND	CONCENTRATION UNITS: (ug/L or ug/Kg) UG/KG	Q
121-14-2	2,4-Dinitrotoluene	99000	U
84-66-2	Diethylphthalate	99000	U
7005-72-3	4-Chlorophenyl-phenylether	99000	U
86-73-7	Fluorene	99000	U
100-01-6	4-Nitroaniline	200000	UJ
534-52-1	4,6-Dinitro-2-methylphenol	200000	U
86-30-6	N-Nitrosodiphenylamine	99000	U
101-55-3	4-Bromophenyl-phenylether	99000	U
118-74-1	Hexachlorobenzene	99000	U
87-86-5	Pentachlorophenol	200000	UJ
85-01-8	Phenanthrene	15000	J
120-12-7	Anthracene	99000	U
86-74-8	Carbazole	99000	U
84-74-2	Di-n-butylphthalate	99000	U
206-44-0	Fluoranthene	99000	U
129-00-0	Pyrene	19000	J
85-68-7	Butylbenzylphthalate	99000	U
91-94-1	3,3'-Dichlorobenzidine	99000	U
56-55-3	Benzo(a)anthracene	99000	U
218-01-9	Chrysene	24000	J
117-81-7	Bis(2-ethylhexyl)phthalate	150000	
117-84-0	Di-n-octylphthalate	99000	U
205-99-2	Benzo(b)fluoranthene	99000	U
207-08-9	Benzo(k)fluoranthene	99000	U
50-32-8	Benzo(a)pyrene	99000	U
193-39-5	Indeno(1,2,3-cd)pyrene	99000	U
53-70-3	Dibenzo(a,h)anthracene	99000	U
191-24-2	Benzo(g,h,i)perylene	99000	U

EGL 12/29/10

1K - FORM I SV-TIC

SEMIVOLATILE ORGANICS ANALYSIS DATA SHEET

TENTATIVELY IDENTIFIED COMPOUNDS

EPA SAMPLE NO.

RECN+S

Lab Name: MITKEM LABORATORIES Contract:

Lab Code: MITKEM Case No.: J2348 Mod. Ref No.: SDG No.: SJ2348

Matrix: (SOIL/SED/WATER) SOIL Lab Sample ID: J2348-10A

Sample wt/vol: 1.0 (g/mL) G Lab File ID: S3H0397.D

Level: (TRACE or LOW/MED) LOW Extraction: (Type) SONC

% Moisture: 0.0 Decanted: (Y/N) N Date Received: 11/12/2010

Concentrated Extract Volume: 10000 (uL) Date Extracted: 11/18/2010

Injection Volume: 1.0 (uL) GPC Factor: 1.00 Date Analyzed: 11/21/2010

GPC Cleanup: (Y/N) N pH: Dilution Factor: 1.0

CONCENTRATION UNITS: (ug/L or ug/Kg) UG/KG

	CAS NUMBER	COMPOUND NAME	RT	EST. CONC.	Q
01	1120-21-4	Undecane	5.330	140000	NJ
02	112-40-3	Dodecane	6.019	170000	NJ
03	629-50-5	Tridecane	6.591	190000	NJ
04	629-59-4	Tetradecane	7.093	130000	NJ
05		Unknown-01	7.371	130000	J
06	128-37-0	Butylated Hydroxytoluene	7.595	350000	NJ
07	544-76-3	Hexadecane	7.969	190000	NJ
08	3892-00-0	Pentadecane, 2,6,10-trimethy	8.156	310000	NJ
09	1921-70-6	Pentadecane, 2,6,10,14-tetra	8.380	1100000	NJ
10		Unknown-02	8.530	170000	J
11	593-45-3	Octadecane	8.743	580000	NJ
12	638-36-8	Hexadecane, 2,6,10,14-tetram	8.770	790000	NJ
13		Unknown-03	8.995	130000	J
14		Unknown-04	9.059	340000	J
15	629-92-5	Nonadecane	9.101	540000	NJ
16		Unknown-05	9.369	190000	J
17	112-95-8	Eicosane	9.438	390000	NJ
18		Unknown-06	9.486	230000	J
19	17312-55-9	Decane, 3,8-dimethyl-	9.678	580000	NJ
20	629-92-5	Nonadecane	9.764	260000	NJ
	E96679([2]	Total Alkanes	N/A		

[2]EPA-designated Registry Number.

EJL 12/29/10

s10.10.18.A

SW846

1G - FORM I PEST

PESTICIDE ORGANICS ANALYSIS DATA SHEET

CLIENT SAMPLE NO.

BW-6

Lab Name: MITKEM LABORATORIES Contract:

Lab Code: MITKEM Case No.: J2348 Mod. Ref No.: SDG No.: SJ2348

Matrix: (SOIL/SED/WATER) WATER Lab Sample ID: J2348-01C

Sample wt/vol: 1000 (g/mL) ML Lab File ID: E5G5973F.D/E5G5973R.D

% Moisture: Decanted: (Y/N) Date Received: 11/12/2010

Extraction: (Type) SEPF Date Extracted: 11/15/2010

Concentrated Extract Volume: 10000 (uL) Date Analyzed: 11/18/2010

Injection Volume: 1.0 (uL) GPC Factor: 1.00 Dilution Factor: 1.0

GPC Cleanup: (Y/N) N pH: Sulfur Cleanup: (Y/N) Y

CAS NO.	COMPOUND	CONCENTRATION UNITS: (ug/L or ug/Kg) µG/L	Q
319-84-6	alpha-BHC	0.050	U
319-85-7	beta-BHC	0.050	U
319-86-8	delta-BHC	0.050	U
58-89-9	gamma-BHC (Lindane)	0.050	U
76-44-8	Heptachlor	0.050	U
309-00-2	Aldrin	0.050	U
1024-57-3	Heptachlor epoxide	0.050	U
959-98-8	Endosulfan I	0.050	U
60-57-1	Dieldrin	0.10	U
72-55-9	4,4'-DDE	0.10	U
72-20-8	Endrin	0.10	U
33213-65-9	Endosulfan II	0.10	U
72-54-8	4,4'-DDD	0.10	U
1031-07-8	Endosulfan sulfate	0.10	U
50-29-3	4,4'-DDT	0.10	U
72-43-5	Methoxychlor	0.50	U
53494-70-5	Endrin ketone	0.10	U
7421-93-4	Endrin aldehyde	0.10	U
5103-71-9	alpha-Chlordane	0.050	U
5103-74-2	gamma-Chlordane	0.050	U
8001-35-2	Toxaphene	5.0	U

EGL
12/29/10

1G - FORM I PEST

PESTICIDE ORGANICS ANALYSIS DATA SHEET

CLIENT SAMPLE NO.

BW-7

Lab Name: MITKEM LABORATORIES Contract:

Lab Code: MITKEM Case No.: J2348 Mod. Ref No.: SDG No.: SJ2348

Matrix: (SOIL/SED/WATER) WATER Lab Sample ID: J2348-02C

Sample wt/vol: 1000 (g/mL) ML Lab File ID: E5G5976F.D/E5G5976R.D

% Moisture: Decanted: (Y/N) Date Received: 11/12/2010

Extraction: (Type) SEPF Date Extracted: 11/15/2010

Concentrated Extract Volume: 10000 (uL) Date Analyzed: 11/18/2010

Injection Volume: 1.0 (uL) GPC Factor: 1.00 Dilution Factor: 1.0

GPC Cleanup: (Y/N) N pH: Sulfur Cleanup: (Y/N) Y

CAS NO.	COMPOUND	CONCENTRATION UNITS: (ug/L or ug/Kg) pG/L	Q
319-84-6	alpha-BHC	0.050	U
319-85-7	beta-BHC	0.050	U
319-86-8	delta-BHC	0.050	U
58-89-9	gamma-BHC (Lindane)	0.050	U
76-44-8	Heptachlor	0.050	U
309-00-2	Aldrin	0.050	U
1024-57-3	Heptachlor epoxide	0.050	U
959-98-8	Endosulfan I	0.050	U
60-57-1	Dieldrin	0.10	U
72-55-9	4,4'-DDE	0.10	U
72-20-8	Endrin	0.10	U
33213-65-9	Endosulfan II	0.10	U
72-54-8	4,4'-DDD	0.10	U
1031-07-8	Endosulfan sulfate	0.10	U
50-29-3	4,4'-DDT	0.10	U
72-43-5	Methoxychlor	0.50	U
53494-70-5	Endrin ketone	0.10	U
7421-93-4	Endrin aldehyde	0.10	U
5103-71-9	alpha-Chlordane	0.050	U
5103-74-2	gamma-Chlordane	0.050	U
8001-35-2	Toxaphene	5.0	U

EGL
12/29/10

1G - FORM I PEST

PESTICIDE ORGANICS ANALYSIS DATA SHEET

CLIENT SAMPLE NO.

DUP-1

Lab Name: MITKEM LABORATORIES Contract:

Lab Code: MITKEM Case No.: J2348 Mod. Ref No.: SDG No.: SJ2348

Matrix: (SOIL/SED/WATER) WATER Lab Sample ID: J2348-03C

Sample wt/vol: 1000 (g/mL) ML Lab File ID: E5G5977F.D/E5G5977R.D

% Moisture: Decanted: (Y/N) Date Received: 11/12/2010

Extraction: (Type) SEPF Date Extracted: 11/15/2010

Concentrated Extract Volume: 10000 (uL) Date Analyzed: 11/18/2010

Injection Volume: 1.0 (uL) GPC Factor: 1.00 Dilution Factor: 1.0

GPC Cleanup: (Y/N) N pH: Sulfur Cleanup: (Y/N) Y

CAS NO.	COMPOUND	CONCENTRATION UNITS: (ug/L or ug/Kg) µG/L	Q
319-84-6	alpha-BHC	0.050	U
319-85-7	beta-BHC	0.050	U
319-86-8	delta-BHC	0.050	U
58-89-9	gamma-BHC (Lindane)	0.050	U
76-44-8	Heptachlor	0.050	U
309-00-2	Aldrin	0.050	U
1024-57-3	Heptachlor epoxide	0.050	U
959-98-8	Endosulfan I	0.050	U
60-57-1	Dieldrin	0.10	U
72-55-9	4,4´-DDE	0.10	U
72-20-8	Endrin	0.10	U
33213-65-9	Endosulfan II	0.10	U
72-54-8	4,4´-DDD	0.10	U
1031-07-8	Endosulfan sulfate	0.10	U
50-29-3	4,4´-DDT	0.10	U
72-43-5	Methoxychlor	0.50	U
53494-70-5	Endrin ketone	0.10	U
7421-93-4	Endrin aldehyde	0.10	U
5103-71-9	alpha-Chlordane	0.050	U
5103-74-2	gamma-Chlordane	0.050	U
8001-35-2	Toxaphene	5.0	U

EGL 12/29/10

1G - FORM I PEST

PESTICIDE ORGANICS ANALYSIS DATA SHEET

CLIENT SAMPLE NO.

BW-8

Lab Name: MITKEM LABORATORIES Contract:

Lab Code: MITKEM Case No.: J2348 Mod. Ref No.: SDG No.: SJ2348

Matrix: (SOIL/SED/WATER) WATER Lab Sample ID: J2348-04C

Sample wt/vol: 1000 (g/mL) ML Lab File ID: E5G5978F.D/E5G5978R.D

% Moisture: Decanted: (Y/N) Date Received: 11/12/2010

Extraction: (Type) SEPF Date Extracted: 11/15/2010

Concentrated Extract Volume: 10000 (uL) Date Analyzed: 11/18/2010

Injection Volume: 1.0 (uL) GPC Factor: 1.00 Dilution Factor: 1.0

GPC Cleanup: (Y/N) N pH: Sulfur Cleanup: (Y/N) Y

CAS NO.	COMPOUND	CONCENTRATION UNITS: (ug/L or ug/Kg) µG/L	Q
319-84-6	alpha-BHC	0.050	U
319-85-7	beta-BHC	0.050	U
319-86-8	delta-BHC	0.050	U
58-89-9	gamma-BHC (Lindane)	0.050	U
76-44-8	Heptachlor	0.050	U
309-00-2	Aldrin	0.050	U
1024-57-3	Heptachlor epoxide	0.050	U
959-98-8	Endosulfan I	0.050	U
60-57-1	Dieldrin	0.10	U
72-55-9	4,4'-DDE	0.10	U
72-20-8	Endrin	0.10	U
33213-65-9	Endosulfan II	0.10	U
72-54-8	4,4'-DDD	0.10	U
1031-07-8	Endosulfan sulfate	0.10	U
50-29-3	4,4'-DDT	0.10	U
72-43-5	Methoxychlor	0.50	U
53494-70-5	Endrin ketone	0.10	U
7421-93-4	Endrin aldehyde	0.10	U
5103-71-9	alpha-Chlordane	0.050	U
5103-74-2	gamma-Chlordane	0.050	U
8001-35-2	Toxaphene	5.0	U

EGL 12/29/10

1G - FORM I PEST

PESTICIDE ORGANICS ANALYSIS DATA SHEET

CLIENT SAMPLE NO.

BW-5

Lab Name: MITKEM LABORATORIES Contract:

Lab Code: MITKEM Case No.: J2348 Mod. Ref No.: SDG No.: SJ2348

Matrix: (SOIL/SED/WATER) WATER Lab Sample ID: J2348-07C

Sample wt/vol: 1000 (g/mL) ML Lab File ID: E5G5979F.D/E5G5979R.D

% Moisture: Decanted: (Y/N) Date Received: 11/12/2010

Extraction: (Type) SEPF Date Extracted: 11/15/2010

Concentrated Extract Volume: 10000 (uL) Date Analyzed: 11/18/2010

Injection Volume: 1.0 (uL) GPC Factor: 1.00 Dilution Factor: 1.0

GPC Cleanup: (Y/N) N pH: Sulfur Cleanup: (Y/N) Y

CAS NO.	COMPOUND	CONCENTRATION UNITS: (ug/L or ug/Kg) µG/L	Q
319-84-6	alpha-BHC	0.050	U
319-85-7	beta-BHC	0.050	U
319-86-8	delta-BHC	0.36	~~P~~ J
58-89-9	gamma-BHC (Lindane)	0.16	~~P~~ J
76-44-8	Heptachlor	0.55	~~P~~ J
309-00-2	Aldrin	0.050	U
1024-57-3	Heptachlor epoxide	0.050	U
959-98-8	Endosulfan I	0.050	U
60-57-1	Dieldrin	0.10	U
72-55-9	4,4´-DDE	0.10	U
72-20-8	Endrin	0.10	U
33213-65-9	Endosulfan II	0.10	U
72-54-8	4,4´-DDD	0.10	U
1031-07-8	Endosulfan sulfate	0.10	U
50-29-3	4,4´-DDT	0.10	U
72-43-5	Methoxychlor	0.50	U
53494-70-5	Endrin ketone	0.10	U
7421-93-4	Endrin aldehyde	0.10	U
5103-71-9	alpha-Chlordane	0.050	U
5103-74-2	gamma-Chlordane	0.050	U
8001-35-2	Toxaphene	5.0	U

EGL 12/29/10

1G - FORM I PEST

PESTICIDE ORGANICS ANALYSIS DATA SHEET

CLIENT SAMPLE NO.

BW-5 OIL

Lab Name: MITKEM LABORATORIES Contract:

Lab Code: MITKEM Case No.: J2348 Mod. Ref No.: SDG No.: SJ2348

Matrix: (SOIL/SED/WATER) SOIL Lab Sample ID: J2348-08A

Sample wt/vol: 1.0 (g/mL) G Lab File ID: E5G5983F.D/E5G5983R.D

% Moisture: 0.0 Decanted: (Y/N) N Date Received: 11/12/2010

Extraction: (Type) SONC Date Extracted: 11/15/2010

Concentrated Extract Volume: 10000 (uL) Date Analyzed: 11/18/2010

Injection Volume: 1.0 (uL) GPC Factor: 1.00 Dilution Factor: 1.0

GPC Cleanup: (Y/N) N pH: Sulfur Cleanup: (Y/N) Y

CAS NO.	COMPOUND	CONCENTRATION UNITS: (ug/L or ug/Kg) µG/KG	Q
319-84-6	alpha-BHC	51	U
319-85-7	beta-BHC	51	U
319-86-8	delta-BHC	51	U
58-89-9	gamma-BHC (Lindane)	51	U
76-44-8	Heptachlor	51	U
309-00-2	Aldrin	51	U
1024-57-3	Heptachlor epoxide	51	U
959-98-8	Endosulfan I	51	U
60-57-1	Dieldrin	99	U
72-55-9	4,4'-DDE	220	
72-20-8	Endrin	99	U
33213-65-9	Endosulfan II	350	~~P~~ J
72-54-8	4,4'-DDD	650	
1031-07-8	Endosulfan sulfate	99	U
50-29-3	4,4'-DDT	99	U
72-43-5	Methoxychlor	510	U
53494-70-5	Endrin ketone	99	U
7421-93-4	Endrin aldehyde	99	U
5103-71-9	alpha-Chlordane	51	U
5103-74-2	gamma-Chlordane	330	~~P~~ J
8001-35-2	Toxaphene	5100	U

EGL 12/29/10

1G - FORM I PEST

PESTICIDE ORGANICS ANALYSIS DATA SHEET

CLIENT SAMPLE NO.

BW-1

Lab Name: MITKEM LABORATORIES Contract:

Lab Code: MITKEM Case No.: J2348 Mod. Ref No.: SDG No.: SJ2348

Matrix: (SOIL/SED/WATER) SOIL Lab Sample ID: J2348-09A

Sample wt/vol: 1.0 (g/mL) G Lab File ID: E5G5984F.D/E5G5984R.D

% Moisture: 0.0 Decanted: (Y/N) N Date Received: 11/12/2010

Extraction: (Type) SONC Date Extracted: 11/15/2010

Concentrated Extract Volume: 10000 (uL) Date Analyzed: 11/18/2010

Injection Volume: 1.0 (uL) GPC Factor: 1.00 Dilution Factor: 1.0

GPC Cleanup: (Y/N) N pH: Sulfur Cleanup: (Y/N) Y

CAS NO.	COMPOUND	CONCENTRATION UNITS: (ug/L or ug/Kg) µG/KG	Q
319-84-6	alpha-BHC	51	U
319-85-7	beta-BHC	51	U
319-86-8	delta-BHC	51	U
58-89-9	gamma-BHC (Lindane)	51	U
76-44-8	Heptachlor	51	U
309-00-2	Aldrin	51	U
1024-57-3	Heptachlor epoxide	51	U
959-98-8	Endosulfan I	51	U
60-57-1	Dieldrin	99	U
72-55-9	4,4'-DDE	99	U
72-20-8	Endrin	99	U
33213-65-9	Endosulfan II	99	U
72-54-8	4,4'-DDD	99	U
1031-07-8	Endosulfan sulfate	99	U
50-29-3	4,4'-DDT	99	U
72-43-5	Methoxychlor	510	U
53494-70-5	Endrin ketone	99	U
7421-93-4	Endrin aldehyde	99	U
5103-71-9	alpha-Chlordane	51	U
5103-74-2	gamma-Chlordane	51	U
8001-35-2	Toxaphene	5100	U

EGL 12/29/10

1G - FORM I PEST

PESTICIDE ORGANICS ANALYSIS DATA SHEET

CLIENT SAMPLE NO.

RECN+S

Lab Name: MITKEM LABORATORIES Contract:

Lab Code: MITKEM Case No.: J2348 Mod. Ref No.: SDG No.: SJ2348

Matrix: (SOIL/SED/WATER) SOIL Lab Sample ID: J2348-10A

Sample wt/vol: 1.0 (g/mL) G Lab File ID: E5G6017F.D/E5G6017R.D

% Moisture: 0.0 Decanted: (Y/N) N Date Received: 11/12/2010

Extraction: (Type) SONC Date Extracted: 11/15/2010

Concentrated Extract Volume: 10000 (uL) Date Analyzed: 11/19/2010

Injection Volume: 1.0 (uL) GPC Factor: 1.00 Dilution Factor: 10.0

GPC Cleanup: (Y/N) N pH: Sulfur Cleanup: (Y/N) Y

CAS NO.	COMPOUND	CONCENTRATION UNITS: (ug/L or ug/Kg) µG/KG	Q
319-84-6	alpha-BHC	510	U
319-85-7	beta-BHC	510	U
319-86-8	delta-BHC	510	U
58-89-9	gamma-BHC (Lindane)	510	U
76-44-8	Heptachlor	510	U
309-00-2	Aldrin	510	U
1024-57-3	Heptachlor epoxide	2500	~~P~~ J
959-98-8	Endosulfan I	510	U
60-57-1	Dieldrin	1800	~~P~~ J
72-55-9	4,4'-DDE	1200	~~P~~ J
72-20-8	Endrin	990	U
33213-65-9	Endosulfan II	990	U
72-54-8	4,4'-DDD	3300	J
1031-07-8	Endosulfan sulfate	1100	~~P~~ J
50-29-3	4,4'-DDT	6200	J
72-43-5	Methoxychlor	5100	U
53494-70-5	Endrin ketone	990	U
7421-93-4	Endrin aldehyde	990	U
5103-71-9	alpha-Chlordane	510	U
5103-74-2	gamma-Chlordane	940	~~P~~ J
8001-35-2	Toxaphene	51000	U

EGL 12/29/10

1H - FORM I ARO

AROCLOR ORGANICS ANALYSIS DATA SHEET

CLIENT SAMPLE NO.

BW-6

Lab Name: MITKEM LABORATORIES Contract:

Lab Code: MITKEM Case No.: J2348 Mod. Ref No.: SDG No.: SJ2348

Matrix: (SOIL/SED/WATER) WATER Lab Sample ID: J2348-01C

Sample wt/vol: 1000 (g/mL) ML Lab File ID: E3H8495F.D/E3H8495R.D

% Moisture: Decanted: (Y/N) Date Received: 11/12/2010

Extraction: (Type) SEPF Date Extracted: 11/15/2010

Concentrated Extract Volume: 10000 (uL) Date Analyzed: 11/17/2010

Injection Volume: 1.0 (uL) GPC Factor: 1.00 Dilution Factor: 1.0

GPC Cleanup: (Y/N) N pH: Sulfur Cleanup: (Y/N) Y

Acid Cleanup: (Y/N) Y

CAS NO.	COMPOUND	CONCENTRATION UNITS: (ug/L or ug/Kg) pG/L	Q
12674-11-2	Aroclor-1016	1.0	U
11104-28-2	Aroclor-1221	1.0	U
11141-16-5	Aroclor-1232	1.0	U
53469-21-9	Aroclor-1242	1.0	U
12672-29-6	Aroclor-1248	1.0	U
11097-69-1	Aroclor-1254	1.0	U
11096-82-5	Aroclor-1260	1.0	U

EGL
12/29/10

1H - FORM I ARO

AROCLOR ORGANICS ANALYSIS DATA SHEET

CLIENT SAMPLE NO.

BW-7

Lab Name: MITKEM LABORATORIES Contract:

Lab Code: MITKEM Case No.: J2348 Mod. Ref No.: SDG No.: SJ2348

Matrix: (SOIL/SED/WATER) WATER Lab Sample ID: J2348-02C

Sample wt/vol: 1000 (g/mL) ML Lab File ID: E3H8498F.D/E3H8498R.D

% Moisture: Decanted: (Y/N) Date Received: 11/12/2010

Extraction: (Type) SEPF Date Extracted: 11/15/2010

Concentrated Extract Volume: 10000 (uL) Date Analyzed: 11/17/2010

Injection Volume: 1.0 (uL) GPC Factor: 1.00 Dilution Factor: 1.0

GPC Cleanup: (Y/N) N pH: Sulfur Cleanup: (Y/N) Y

Acid Cleanup: (Y/N) Y

CAS NO.	COMPOUND	CONCENTRATION UNITS: (ug/L or ug/Kg) µG/L	Q
12674-11-2	Aroclor-1016	1.0	U
11104-28-2	Aroclor-1221	1.0	U
11141-16-5	Aroclor-1232	1.0	U
53469-21-9	Aroclor-1242	1.0	U
12672-29-6	Aroclor-1248	1.0	U
11097-69-1	Aroclor-1254	1.0	U
11096-82-5	Aroclor-1260	1.0	U

EGL
12/29/10

1H - FORM I ARO

AROCLOR ORGANICS ANALYSIS DATA SHEET

CLIENT SAMPLE NO.

DUP-1

Lab Name: MITKEM LABORATORIES Contract:

Lab Code: MITKEM Case No.: J2348 Mod. Ref No.: SDG No.: SJ2348

Matrix: (SOIL/SED/WATER) WATER Lab Sample ID: J2348-03C

Sample wt/vol: 1000 (g/mL) ML Lab File ID: E3H8499F.D/E3H8499R.D

% Moisture: Decanted: (Y/N) Date Received: 11/12/2010

Extraction: (Type) SEPF Date Extracted: 11/15/2010

Concentrated Extract Volume: 10000 (uL) Date Analyzed: 11/17/2010

Injection Volume: 1.0 (uL) GPC Factor: 1.00 Dilution Factor: 1.0

GPC Cleanup: (Y/N) N pH: Sulfur Cleanup: (Y/N) Y

Acid Cleanup: (Y/N) Y

CAS NO.	COMPOUND	CONCENTRATION UNITS: (ug/L or ug/Kg) µG/L	Q
12674-11-2	Aroclor-1016	1.0	U
11104-28-2	Aroclor-1221	1.0	U
11141-16-5	Aroclor-1232	1.0	U
53469-21-9	Aroclor-1242	1.0	U
12672-29-6	Aroclor-1248	1.0	U
11097-69-1	Aroclor-1254	1.0	U
11096-82-5	Aroclor-1260	1.0	U

EGL 12/29/10

1H - FORM I ARO

AROCLOR ORGANICS ANALYSIS DATA SHEET

CLIENT SAMPLE NO.

BW-8

Lab Name: MITKEM LABORATORIES Contract:

Lab Code: MITKEM Case No.: J2348 Mod. Ref No.: SDG No.: SJ2348

Matrix: (SOIL/SED/WATER) WATER Lab Sample ID: J2348-04C

Sample wt/vol: 1000 (g/mL) ML Lab File ID: E3H8500F.D/E3H8500R.D

% Moisture: Decanted: (Y/N) Date Received: 11/12/2010

Extraction: (Type) SEPF Date Extracted: 11/15/2010

Concentrated Extract Volume: 10000 (uL) Date Analyzed: 11/17/2010

Injection Volume: 1.0 (uL) GPC Factor: 1.00 Dilution Factor: 1.0

GPC Cleanup: (Y/N) N pH: Sulfur Cleanup: (Y/N) Y

Acid Cleanup: (Y/N) Y

CAS NO.	COMPOUND	CONCENTRATION UNITS: (ug/L or ug/Kg) µG/L	Q
12674-11-2	Aroclor-1016	1.0	U
11104-28-2	Aroclor-1221	1.0	U
11141-16-5	Aroclor-1232	1.0	U
53469-21-9	Aroclor-1242	1.0	U
12672-29-6	Aroclor-1248	1.0	U
11097-69-1	Aroclor-1254	1.0	U
11096-82-5	Aroclor-1260	1.0	U

EGL
12/29/10

1H - FORM I ARO

AROCLOR ORGANICS ANALYSIS DATA SHEET

CLIENT SAMPLE NO.

BW-5

Lab Name: MITKEM LABORATORIES Contract:

Lab Code: MITKEM Case No.: J2348 Mod. Ref No.: SDG No.: SJ2348

Matrix: (SOIL/SED/WATER) WATER Lab Sample ID: J2348-07C

Sample wt/vol: 1000 (g/mL) ML Lab File ID: E3H8501F.D/E3H8501R.D

% Moisture: Decanted: (Y/N) Date Received: 11/12/2010

Extraction: (Type) SEPF Date Extracted: 11/15/2010

Concentrated Extract Volume: 10000 (uL) Date Analyzed: 11/17/2010

Injection Volume: 1.0 (uL) GPC Factor: 1.00 Dilution Factor: 1.0

GPC Cleanup: (Y/N) N pH: Sulfur Cleanup: (Y/N) Y

Acid Cleanup: (Y/N) Y

CAS NO.	COMPOUND	CONCENTRATION UNITS: (ug/L or ug/Kg) pG/L	Q
12674-11-2	Aroclor-1016	1.0	U
11104-28-2	Aroclor-1221	1.0	U
11141-16-5	Aroclor-1232	1.0	U
53469-21-9	Aroclor-1242	1.0	U
12672-29-6	Aroclor-1248	1.0	U
11097-69-1	Aroclor-1254	1.0	UJ
11096-82-5	Aroclor-1260	1.0	U

EGL 12/29/10

1H - FORM I ARO

AROCLOR ORGANICS ANALYSIS DATA SHEET

CLIENT SAMPLE NO.

BW-5 OIL

Lab Name: MITKEM LABORATORIES Contract:

Lab Code: MITKEM Case No.: J2348 Mod. Ref No.: SDG No.: SJ2348

Matrix: (SOIL/SED/WATER) SOIL Lab Sample ID: J2348-08A

Sample wt/vol: 1.0 (g/mL) G Lab File ID: E3H8417F.D/E3H8417R.D

% Moisture: 0.0 Decanted: (Y/N) N Date Received: 11/12/2010

Extraction: (Type) SONC Date Extracted: 11/15/2010

Concentrated Extract Volume: 10000 (uL) Date Analyzed: 11/16/2010

Injection Volume: 1.0 (uL) GPC Factor: 1.00 Dilution Factor: 1.0

GPC Cleanup: (Y/N) N pH: Sulfur Cleanup: (Y/N) Y

Acid Cleanup: (Y/N) Y

CAS NO.	COMPOUND	CONCENTRATION UNITS: (ug/L or ug/Kg) µG/KG	Q
12674-11-2	Aroclor-1016	990	U
11104-28-2	Aroclor-1221	990	U
11141-16-5	Aroclor-1232	990	U
53469-21-9	Aroclor-1242	990	U
12672-29-6	Aroclor-1248	990	U
11097-69-1	Aroclor-1254	12000	P
11096-82-5	Aroclor-1260	990	U

EGL 12/29/10

1H - FORM I ARO

AROCLOR ORGANICS ANALYSIS DATA SHEET

CLIENT SAMPLE NO.

BW-1

Lab Name: MITKEM LABORATORIES Contract:

Lab Code: MITKEM Case No.: J2348 Mod. Ref No.: SDG No.: SJ2348

Matrix: (SOIL/SED/WATER) SOIL Lab Sample ID: J2348-09A

Sample wt/vol: 1.0 (g/mL) G Lab File ID: E3H8418F.D/E3H8418R.D

% Moisture: 0.0 Decanted: (Y/N) N Date Received: 11/12/2010

Extraction: (Type) SONC Date Extracted: 11/15/2010

Concentrated Extract Volume: 10000 (uL) Date Analyzed: 11/16/2010

Injection Volume: 1.0 (uL) GPC Factor: 1.00 Dilution Factor: 1.0

GPC Cleanup: (Y/N) N pH: Sulfur Cleanup: (Y/N) Y

Acid Cleanup: (Y/N) Y

CAS NO.	COMPOUND	CONCENTRATION UNITS: (ug/L or ug/Kg) ug/KG	Q
12674-11-2	Aroclor-1016	990	U
11104-28-2	Aroclor-1221	990	U
11141-16-5	Aroclor-1232	990	U
53469-21-9	Aroclor-1242	990	U
12672-29-6	Aroclor-1248	990	U
11097-69-1	Aroclor-1254	990	U
11096-82-5	Aroclor-1260	990	U

EGL 12/29/10

1H - FORM I ARO

AROCLOR ORGANICS ANALYSIS DATA SHEET

CLIENT SAMPLE NO.

RECN+S

Lab Name: MITKEM LABORATORIES Contract:

Lab Code: MITKEM Case No.: J2348 Mod. Ref No.: SDG No.: SJ2348

Matrix: (SOIL/SED/WATER) SOIL Lab Sample ID: J2348-10A

Sample wt/vol: 1.0 (g/mL) G Lab File ID: E3H8419F.D/E3H8419R.D

% Moisture: 0.0 Decanted: (Y/N) N Date Received: 11/12/2010

Extraction: (Type) SONC Date Extracted: 11/15/2010

Concentrated Extract Volume: 10000 (uL) Date Analyzed: 11/16/2010

Injection Volume: 1.0 (uL) GPC Factor: 1.00 Dilution Factor: 10.0

GPC Cleanup: (Y/N) N pH: Sulfur Cleanup: (Y/N) Y

Acid Cleanup: (Y/N) Y

CAS NO.	COMPOUND	CONCENTRATION UNITS: (ug/L or ug/Kg) µG/KG	Q
12674-11-2	Aroclor-1016	9900	U
11104-28-2	Aroclor-1221	9900	U
11141-16-5	Aroclor-1232	9900	U
53469-21-9	Aroclor-1242	9900	U
12672-29-6	Aroclor-1248	9900	U
11097-69-1	Aroclor-1254	83000	J
11096-82-5	Aroclor-1260	9900	U

EGL 12/29/10

Mitkem Laboratories

Date: *03-Dec-10*

Client: LaBella Associates
Client Sample ID: BW-5 OIL
Lab ID: J2348-08

Project: 690 Saint Paul Street
Collection Date: 11/11/10 10:00

Analyses	Result	Qual	RL	Units	DF	Date Analyzed	Batch ID
SW846 8015D TPH -- Total Petroleum Hydrocarbons (TPH) by GC-FID							TPH_S
Extractable Total Petroleum Hydrocarbon	61000		3600	mg/Kg	1	11/18/2010 16:48	55630
Surrogate: ortho-Terphenyl	111		50-150	%REC	1	11/18/2010 16:48	55630

EGL
12/29/10

Qualifiers:
ND - Not Detected at the Reporting Limit
J - Analyte detected below quantitation limits
B - Analyte detected in the associated Method Blank
DF - Dilution Factor
S - Spike Recovery outside accepted recovery limits
R - RPD outside accepted recovery limits
E - Value above quantitation range
RL - Reporting Limit

Mitkem Laboratories

Date: *03-Dec-10*

Client: LaBella Associates
Client Sample ID: BW-1
Lab ID: J2348-09

Project: 690 Saint Paul Street
Collection Date: 11/11/10 0:00

Analyses	Result	Qual	RL	Units	DF	Date Analyzed	Batch ID
SW846 8015D TPH -- Total Petroleum Hydrocarbons (TPH) by GC-FID							TPH_S
Extractable Total Petroleum Hydrocarbon	19000		3600	mg/Kg	1	11/18/2010 17:08	55630
Surrogate: ortho-Terphenyl	122		50-150	%REC	1	11/18/2010 17:08	55630

EGL
12/29/10

Qualifiers:
ND - Not Detected at the Reporting Limit
J - Analyte detected below quanititation limits
B - Analyte detected in the associated Method Blank
DF - Dilution Factor
S - Spike Recovery outside accepted recovery limits
R - RPD outside accepted recovery limits
E - Value above quantitation range
RL - Reporting Limit

Mitkem Laboratories

Date: *03-Dec-10*

Client: LaBella Associates
Client Sample ID: RECN+S
Lab ID: J2348-10

Project: 690 Saint Paul Street
Collection Date: 11/11/10 0:00

Analyses	Result	Qual	RL	Units	DF	Date Analyzed	Batch ID
SW846 8015D TPH -- Total Petroleum Hydrocarbons (TPH) by GC-FID							TPH_S
Extractable Total Petroleum Hydrocarbon	770000	J	18000	mg/Kg	5	11/19/2010 12:21	55630
Surrogate: ortho-Terphenyl	0	S	50-150	%REC	5	11/19/2010 12:21	55630

EGL 12/29/10

Qualifiers:
ND - Not Detected at the Reporting Limit
J - Analyte detected below quanititation limits
B - Analyte detected in the associated Method Blank
DF - Dilution Factor
S - Spike Recovery outside accepted recovery limits
R - RPD outside accepted recovery limits
E - Value above quantitation range
RL - Reporting Limit

U.S. EPA - CLP

1

INORGANIC ANALYSIS DATA SHEET

EPA SAMPLE NO.

BW-1

Lab Name: Mitkem Laboratories Contract: 208492

Lab Code: MITKEM Case No.: SAS No.: SDG No.: SJ2348

Matrix (soil/water): SOIL Lab Sample ID: J2348-09

Level (low/med): MED Date Received: 11/12/2010

% Solids: 100.0

Concentration Units (ug/L or mg/kg dry weight): MG/KG

CAS No.	Analyte	Concentration	C	Q	M
7429-90-5	Aluminum	1.4	~~B~~	V	P
7440-36-0	Antimony	0.29	U		P
7440-38-2	Arsenic	0.32	U		P
7440-39-3	Barium	0.087	~~B~~	J	P
7440-41-7	Beryllium	0.0012	U		P
7440-43-9	Cadmium	0.012	U		P
7440-70-2	Calcium	52.5			P
7440-47-3	Chromium	0.015	U		P
7440-48-4	Cobalt	0.034	U		P
7440-50-8	Copper	0.085	U		P
7439-89-6	Iron	2.2	~~B~~	J	P
7439-92-1	Lead	0.13	U		P
7439-95-4	Magnesium	31.6			P
7439-96-5	Manganese	0.27	~~B~~	J	P
7439-97-6	Mercury	0.0021	U		CV
7440-02-0	Nickel	0.033	U		P
7440-09-7	Potassium	32.4	~~B~~	J	P
7782-49-2	Selenium	0.49	U		P
7440-22-4	Silver	0.049	U		P
7440-23-5	Sodium	39.8			P
7440-28-0	Thallium	0.17	U		P
7440-62-2	Vanadium	0.046	U		P
7440-66-6	Zinc	0.14	U		P

EGL
12/29/10

Comments:

U.S. EPA - CLP

1

EPA SAMPLE NO.

INORGANIC ANALYSIS DATA SHEET

BW-5

Lab Name: Mitkem Laboratories Contract: 208492

Lab Code: MITKEM Case No.: SAS No.: SDG No.: SJ2348

Matrix (soil/water): WATER Lab Sample ID: J2348-07

Level (low/med): MED Date Received: 11/12/2010

% Solids: 0.0

Concentration Units (ug/L or mg/kg dry weight): UG/L

CAS No.	Analyte	Concentration	C	Q	M
7429-90-5	Aluminum	79.6	~~B~~	J	P
7440-36-0	Antimony	9.3	U		P
7440-38-2	Arsenic	4.3	U		P
7440-39-3	Barium	121	~~B~~ E	J	P
7440-41-7	Beryllium	0.26	U		P
7440-43-9	Cadmium	0.89	U		P
7440-70-2	Calcium	65200			P
7440-47-3	Chromium	0.64	U		P
7440-48-4	Cobalt	0.67	U		P
7440-50-8	Copper	3.6	U		P
7439-89-6	Iron	654			P
7439-92-1	Lead	4.2	U		P
7439-95-4	Magnesium	21800			P
7439-96-5	Manganese	33.1	~~B~~	J	P
7439-97-6	Mercury	0.028	U		CV
7440-02-0	Nickel	0.85	U		P
7440-09-7	Potassium	9970			P
7782-49-2	Selenium	12.0	U		P
7440-22-4	Silver	6.9	U		P
7440-23-5	Sodium	260000			P
7440-28-0	Thallium	6.2	U		P
7440-62-2	Vanadium	1.1	U		P
7440-66-6	Zinc	14.6	~~B~~	U	P

EGL
12/29/10

Comments:

ISM_002 FORM I - IN SW846

0145

U.S. EPA - CLP

1

EPA SAMPLE NO.

INORGANIC ANALYSIS DATA SHEET

BW-5 OIL

Lab Name: Mitkem Laboratories Contract: 208492

Lab Code: MITKEM Case No.: SAS No.: SDG No.: SJ2348

Matrix (soil/water): SOIL Lab Sample ID: J2348-08

Level (low/med): MED Date Received: 11/12/2010

% Solids: 100.0

Concentration Units (ug/L or mg/kg dry weight): MG/KG

CAS No.	Analyte	Concentration	C	Q	M
7429-90-5	Aluminum	9.6		U	P
7440-36-0	Antimony	0.28	U		P
7440-38-2	Arsenic	0.50	~~B~~	J	P
7440-39-3	Barium	2.4	~~B~~	J	P
7440-41-7	Beryllium	0.0025	~~B~~	U	P
7440-43-9	Cadmium	0.011	U		P
7440-70-2	Calcium	96.4			P
7440-47-3	Chromium	0.34	~~B~~	J	P
7440-48-4	Cobalt	0.051	~~B~~	J	P
7440-50-8	Copper	1.6			P
7439-89-6	Iron	357			P
7439-92-1	Lead	1.4			P
7439-95-4	Magnesium	13.9	~~B~~	J	P
7439-96-5	Manganese	2.4			P
7439-97-6	Mercury	0.0023	U		CV
7440-02-0	Nickel	0.30	~~B~~	J	P
7440-09-7	Potassium	6.1	~~B~~	J	P
7782-49-2	Selenium	0.47	U		P
7440-22-4	Silver	0.047	U		P
7440-23-5	Sodium	10.4	~~B~~	J	P
7440-28-0	Thallium	0.16	U		P
7440-62-2	Vanadium	0.47	~~B~~	J	P
7440-66-6	Zinc	7.4			P

EGL
12/29/10

Comments:

U.S. EPA - CLP

1

EPA SAMPLE NO.

INORGANIC ANALYSIS DATA SHEET

BW-6

Lab Name: Mitkem Laboratories Contract: 208492

Lab Code: MITKEM Case No.: SAS No.: SDG No.: SJ2348

Matrix (soil/water): WATER Lab Sample ID: J2348-01

Level (low/med): MED Date Received: 11/12/2010

% Solids: 0.0

Concentration Units (ug/L or mg/kg dry weight): UG/L

CAS No.	Analyte	Concentration	C	Q	M
7429-90-5	Aluminum	66.0	U		P
7440-36-0	Antimony	9.3	U		P
7440-38-2	Arsenic	4.3	U		P
7440-39-3	Barium	62.8	~~B~~	J	P
7440-41-7	Beryllium	0.26	U		P
7440-43-9	Cadmium	0.89	U		P
7440-70-2	Calcium	45100			P
7440-47-3	Chromium	0.64	U		P
7440-48-4	Cobalt	0.67	U		P
7440-50-8	Copper	3.6	U		P
7439-89-6	Iron	184	~~B~~	V	P
7439-92-1	Lead	4.2	U		P
7439-95-4	Magnesium	11200			P
7439-96-5	Manganese	40.0	~~B~~	J	P
7439-97-6	Mercury	0.028	U		CV
7440-02-0	Nickel	1.7	~~B~~	J	P
7440-09-7	Potassium	15900			P
7782-49-2	Selenium	12.0	U		P
7440-22-4	Silver	6.9	U		P
7440-23-5	Sodium	215000			P
7440-28-0	Thallium	6.2	U		P
7440-62-2	Vanadium	1.1	U		P
7440-66-6	Zinc	14.1	~~B~~	U	P

EGL
12/29/10

Comments:

ISM_002 FORM I - IN SW846

U.S. EPA - CLP

1

EPA SAMPLE NO.

INORGANIC ANALYSIS DATA SHEET

BW-7

Lab Name: Mitkem Laboratories Contract: 208492

Lab Code: MITKEM Case No.: SAS No.: SDG No.: SJ2348

Matrix (soil/water): WATER Lab Sample ID: J2348-02

Level (low/med): MED Date Received: 11/12/2010

% Solids: 0.0

Concentration Units (ug/L or mg/kg dry weight): UG/L

CAS No.	Analyte	Concentration	C	Q	M
7429-90-5	Aluminum	66.0	U		P
7440-36-0	Antimony	9.3	U		P
7440-38-2	Arsenic	4.3	U		P
7440-39-3	Barium	55.5	~~B~~	J	P
7440-41-7	Beryllium	0.26	U		P
7440-43-9	Cadmium	0.89	U		P
7440-70-2	Calcium	18000			P
7440-47-3	Chromium	31.1			P
7440-48-4	Cobalt	0.67	U		P
7440-50-8	Copper	3.6	U		P
7439-89-6	Iron	8620			P
7439-92-1	Lead	4.2	U		P
7439-95-4	Magnesium	13300			P
7439-96-5	Manganese	54.5			P
7439-97-6	Mercury	0.028	U		CV
7440-02-0	Nickel	1.6	~~B~~	J	P
7440-09-7	Potassium	29700			P
7782-49-2	Selenium	12.0	U		P
7440-22-4	Silver	6.9	U		P
7440-23-5	Sodium	1570000			P
7440-28-0	Thallium	6.2	U		P
7440-62-2	Vanadium	3.1	~~B~~	J	P
7440-66-6	Zinc	75.6			P

EGL
12/29/10

Comments:

U.S. EPA - CLP

1

EPA SAMPLE NO.

INORGANIC ANALYSIS DATA SHEET

BW-8

Lab Name: Mitkem Laboratories Contract: 208492

Lab Code: MITKEM Case No.: SAS No.: SDG No.: SJ2348

Matrix (soil/water): WATER Lab Sample ID: J2348-04

Level (low/med): MED Date Received: 11/12/2010

% Solids: 0.0

Concentration Units (ug/L or mg/kg dry weight): UG/L

CAS No.	Analyte	Concentration	C	Q	M
7429-90-5	Aluminum	66.0	U		P
7440-36-0	Antimony	33.7			P
7440-38-2	Arsenic	4.3	U		P
7440-39-3	Barium	231		~~B~~ J	P
7440-41-7	Beryllium	0.26	U		P
7440-43-9	Cadmium	0.89	U		P
7440-70-2	Calcium	463000			P
7440-47-3	Chromium	0.64	U		P
7440-48-4	Cobalt	0.67	U		P
7440-50-8	Copper	3.6	U		P
7439-89-6	Iron	482			P
7439-92-1	Lead	4.2	U		P
7439-95-4	Magnesium	173000			P
7439-96-5	Manganese	35.9	~~B~~	J	P
7439-97-6	Mercury	0.028	U		CV
7440-02-0	Nickel	1.8	~~B~~	J	P
7440-09-7	Potassium	34000			P
7782-49-2	Selenium	12.0	U		P
7440-22-4	Silver	6.9	U		P
7440-23-5	Sodium	679000			P
7440-28-0	Thallium	6.2	U		P
7440-62-2	Vanadium	1.1	U		P
7440-66-6	Zinc	13.9	~~B~~	U	P

EGL
12/29/10

Comments:

ISM_002 FORM I - IN SW846

U.S. EPA - CLP

1

EPA SAMPLE NO.

INORGANIC ANALYSIS DATA SHEET

DUP-1

Lab Name: Mitkem Laboratories Contract: 208492

Lab Code: MITKEM Case No.: SAS No.: SDG No.: SJ2348

Matrix (soil/water): WATER Lab Sample ID: J2348-03

Level (low/med): MED Date Received: 11/12/2010

% Solids: 0.0

Concentration Units (ug/L or mg/kg dry weight): UG/L

CAS No.	Analyte	Concentration	C	Q	M
7429-90-5	Aluminum	66.0	U		P
7440-36-0	Antimony	9.3	U		P
7440-38-2	Arsenic	4.3	U		P
7440-39-3	Barium	53.9	~~B~~	~~E~~ J	P
7440-41-7	Beryllium	0.26	U		P
7440-43-9	Cadmium	0.89	U		P
7440-70-2	Calcium	17700			P
7440-47-3	Chromium	26.3			P
7440-48-4	Cobalt	0.67	U		P
7440-50-8	Copper	3.6	U		P
7439-89-6	Iron	5250			P
7439-92-1	Lead	4.2	U		P
7439-95-4	Magnesium	13400			P
7439-96-5	Manganese	39.5	~~B~~	J	P
7439-97-6	Mercury	0.028	U		CV
7440-02-0	Nickel	0.95	~~B~~	J	P
7440-09-7	Potassium	30900			P
7782-49-2	Selenium	12.0	U		P
7440-22-4	Silver	6.9	U		P
7440-23-5	Sodium	1600000			P
7440-28-0	Thallium	6.2	U		P
7440-62-2	Vanadium	2.4	B	J	P
7440-66-6	Zinc	45.8	~~B~~	J	P

EGL 12/29/10

Comments:

ISM_002 FORM I - IN SW846

0150

U.S. EPA - CLP

1

INORGANIC ANALYSIS DATA SHEET

EPA SAMPLE NO.

RECN+S

Lab Name: Mitkem Laboratories Contract: 208492

Lab Code: MITKEM Case No.: SAS No.: SDG No.: SJ2348

Matrix (soil/water): SOIL Lab Sample ID: J2348-10

Level (low/med): MED Date Received: 11/12/2010

% Solids: 100.0

Concentration Units (ug/L or mg/kg dry weight): MG/KG

CAS No.	Analyte	Concentration	C	Q	M
7429-90-5	Aluminum	17.7			P
7440-36-0	Antimony	0.22	U		P
7440-38-2	Arsenic	0.76			P
7440-39-3	Barium	1.1	~~B~~	J	P
7440-41-7	Beryllium	0.0014	~~B~~	U	P
7440-43-9	Cadmium	0.0085	U		P
7440-70-2	Calcium	127			P
7440-47-3	Chromium	1.0			P
7440-48-4	Cobalt	0.025	U		P
7440-50-8	Copper	0.38	~~B~~	J	P
7439-89-6	Iron	11.9			P
7439-92-1	Lead	0.27	~~B~~	J	P
7439-95-4	Magnesium	29.1			P
7439-96-5	Manganese	0.57	~~B~~	J	P
7439-97-6	Mercury	0.0022	U		CV
7440-02-0	Nickel	0.047	~~B~~	J	P
7440-09-7	Potassium	6.8	~~B~~	J	P
7782-49-2	Selenium	0.36	U		P
7440-22-4	Silver	0.036	U		P
7440-23-5	Sodium	25.6	~~B~~	J	P
7440-28-0	Thallium	0.13	U		P
7440-62-2	Vanadium	0.14	~~B~~	J	P
7440-66-6	Zinc	2.1			P

EGL
12/29/10

Comments:

Data Usability Summary Report

Vali-Data of WNY, LLC
1514 Davis Rd.
West Falls, NY 14170

690 St. Paul St.
Mitkem Laboratories #J1878
January 5, 2011
Sampling date: 9/27-28/10

Prepared by

Jodi Zimmerman, B.S.
Vali-Data of WNY, LLC
1514 Davis Rd.
West Falls, NY 14170

DELIVERABLES

This Data Usability Summary Report (DUSR) was prepared by evaluating the analytical data package for LaBella Associates, P.C., project located at 690 St. Paul St., Work order 208492, Mitkem Laboratories SDG ID#SJ1878, submitted to Vali-Data of WNY, LLC on December 10, 2010. This DUSR has been prepared in general compliance with NYSDEC Analytical Services Protocol and USEPA National Functional Guidelines. The laboratory performed the analyses using USEPA methods, 8260 (Volatile Organics), 8270 (SemiVolatile Organics), 8081 (Pesticides), 8082 (PCBs), 6010 (Inorganics), 7470/7471(Mercury). These samples were not validated for Thorium analysis.

VOLATILE ORGANIC COMPOUNDS

The following items/criteria were reviewed for this analytical suite:

- Data Completeness
- Narrative and Data Reporting Forms
- Chain of Custody and Traffic Reports
- Holding Times
- Internal Standard (IS) Area Performance
- Surrogate Spike Recoveries
- Method Blank
- Laboratory Control Samples
- MS/MSD
- Compound Quantitation
- Initial Calibration
- Continuing Calibration
- GC/MS Performance Check

The items listed above were technically in compliance with the method and SOP criteria with the exceptions discussed in the text below. The data have been reviewed according to the procedures outlined above and qualified accordingly.

OVERALL EVALUATION OF DATA AND POTENTIAL USABILITY ISSUES
The data are acceptable for use but are qualified below in MS/MSD.

DATA COMPLETENESS
All criteria were met.

NARRATIVE AND DATA REPORTING FORMS
All criteria were met except the MDL's were not included in the original package. Those pages are attached.

Two extraction log pages were not included in the original package. Those pages are attached.

CHAIN OF CUSTODY AND TRAFFIC REPORTS
All criteria were met.

HOLDING TIMES
All holding times for the samples were met.

INTERNAL STANDARD (IS)
The IS did meet criteria.

SURROGATE SPIKE RECOVERIES
All criteria were met within ASP QC limits.

METHOD BLANK
All the criteria were met.

FIELD DUPLICATE SAMPLE PRECISION
All criteria were met except Acetone was detected above the MDL, below the MRL and is qualified as estimated in 690-SB-63(4.0' -6.3')-O but undetected in 690-SB-63(4.0' -6.3')-D. Benzene, Trichloroethene and Toluene were detected in 690-SB-30(8.0'-10.7')-O but undetected in 690-SB-30(8.0'-10.7')-D.

LABORATORY CONTROL SAMPLES
All criteria were met except the %Rec of Naphthalene in LCS-54583 was outside QC limits, high. This target analyte would be considered biased high in the associated samples.

MS/MSD
All criteria were met except several target analytes were outside laboratory QC limits, low, in 690-SB-43(0.6'-3.5')-OMS/MSD and should be qualified as estimated in 690-SB-43(0.6'-3.5')-O.

COMPOUND QUANTITATION
All criteria were met.

INITIAL CALIBRATION
All criteria were met except the RRF value of Trichloroethene was outside QC limits in the initial calibration performed on 10/4/10 on instrument V2. ASP allows up to two target compounds to be outside QC limits, so no further action is required.
The raw data for Bromoform in the original package was not correct. Updated pages are included. Forms 6 and 7 were correct, thus the data was not affected.

CONTINUING CALIBRATION
All criteria were met except the %D of Vinyl Chloride and Carbon Tetrachloride were outside ASP QC limits in VSTD0501J. ASP allows up to two target compounds to be outside QC limits, so no further action is required.

GC/MS PERFORMANCE CHECK
All criteria were met.

SEMIVOLATILE ORGANIC COMPOUNDS

The following items/criteria were reviewed for this analytical suite:

- Data Completeness
- Narrative and Data Reporting Forms
- Chain of Custody and Traffic Reports
- Holding Times
- Internal Standard (IS) Area Performance
- Surrogate Spike Recoveries
- Method Blank
- Laboratory Control Samples
- MS/MSD
- Compound Quantitation
- Initial Calibration
- Continuing Calibration
- GC/MS Performance Check

The items listed above were technically in compliance with the method and SOP criteria with the exceptions discussed in the text below. The data have been reviewed according to the procedures outlined above and qualified accordingly.

OVERALL EVALUATION OF DATA AND POTENTIAL USABILITY ISSUES
The data are acceptable for use.

DATA COMPLETENESS
All criteria were met.

NARRATIVE AND DATA REPORTING FORMS
All criteria were met except the MDL's were not included in the original package. Those pages are attached.

The mass of a few samples was recorded incorrectly in the sample preparation logbook. This does not affect the results and updated pages are attached.
The 'Concentrated extract volume' was recorded incorrectly on the Form 1's for MB-54445, LCS/SD54445. Updated pages are attached.
Raw data for TIC's in the samples and some raw data for the Initial Calibration performed on 10/5/10 were not included in the original package. Those pages are attached.

CHAIN OF CUSTODY AND TRAFFIC REPORTS
All criteria were met.

HOLDING TIMES
All holding times for the samples were met.

INTERNAL STANDARD (IS)
The IS did meet criteria.

SURROGATE SPIKE RECOVERIES
All criteria were met within ASP QC limits. The %Rec of 2-Fluorophenol was outside laboratory QC limits for several samples.

METHOD BLANK
All the criteria were met. One TIC was detected in MB-54439. Two TIC's were detected in MB-54445. (See Narrative and Data Reporting Forms, above)

FIELD DUPLICATE SAMPLE PRECISION
All criteria were met except 9 target analytes were detected in 690-SB-82(0.2-4.0')-D but no target analytes were detected in 690-SB-82(0.2-4.0')-O.

LABORATORY CONTROL SAMPLES
All criteria were met except the %Rec of Phenol in LCS/SD-54439 was outside QC limits, high. The %Rec of Pentachlorophenol was outside QC limits, high, in LCSD-54445.

MS/MSD
All criteria were met.
2,4-Dinitrophenol and 4,6-Dinitro-2-methylphenol were detected above the MDL, below the MRL and were qualified as estimated in 690-SB-43(0.6'-3.5')-OMS/MSD. (See Narrative and Data Reporting Forms, above)

COMPOUND QUANTITATION
All criteria were met. (See Narrative and Data Reporting Forms, above)

INITIAL CALIBRATION
All criteria were met except the %RSD of Fluoranthene was outside ASP QC limits in the initial calibration performed on 9/30/10 on instrument S1. ASP allows up to four target analytes to be outside QC limits without further action. (See Narrative and Data Reporting Forms, above)

CONTINUING CALIBRATION
All criteria were met except the %D of Pentachlorophenol was outside ASP QC limits in SSTD0503W and SSTD0503W. ASP allows up to four target analytes to be outside QC limits without further action.

GC/MS PERFORMANCE CHECK
All criteria were met.

PESTICIDES

The following items/criteria were reviewed for this analytical suite:

- Data Completeness
- Narrative and Data Reporting Forms
- Chain of Custody and Traffic Reports
- Holding Times
- Surrogate Spike Recoveries

- Method Blank
- Field Duplicate Precision
- Laboratory Control Samples
- MS/MSD
- Compound Quantitation
- Initial Calibration
- Continuing Calibration

The items listed above were technically in compliance with the method and SOP criteria with the exceptions discussed in the text below. The data have been reviewed according to the procedures outlined above and qualified accordingly.

OVERALL EVALUATION OF DATA AND POTENTIAL USABILITY ISSUES
The data are acceptable for use.

Sulfur clean up was used for all samples, blanks and spikes.

Mitkem Laboratories reported the concentration of the target analytes from the column with the lower result.

DATA COMPLETENESS
All criteria were met.

NARRATIVE AND DATA REPORTING FORMS
All criteria were met except no MDL's were provided in the original package. Those pages are attached.

The incorrect raw data for LCS/LCSD-54469 was submitted in the original package. Updated pages are attached.

CHAIN OF CUSTODY AND TRAFFIC REPORTS
All criteria were met.

HOLDING TIMES
All holding times were met.

SURROGATE SPIKE RECOVERIES
All criteria were met except the %Rec of DCBP was outside QC limits off column 1 in 690-SB-31(0.5'-1.5')-O. No target analytes were detected in this sample.

METHOD BLANK
All the criteria were met.

FIELD DUPLICATE SAMPLE PRECISION
All criteria were met.

LABORATORY CONTROL SAMPLES
All criteria were met except the %D between the columns was outside QC limits for delta-BHC and 4,4'-DDD in LCS/SD-54443.

MS/MSD
No MS/MSD were performed in sequence.

COMPOUND QUANTITATION
All criteria were met.

INITIAL CALIBRATION
All criteria were met.

CONTINUING CALIBRATION
All criteria were met except the %D of 4,4'-DDT was outside QC limits off column 1 in INDC3JN. The column within QC limits should be used for this target analyte in associated blanks, spikes and samples.

POLYCHLORINATED BIPHENYLS

The following items/criteria were reviewed for this analytical suite:

- Data Completeness
- Narrative and Data Reporting Forms
- Chain of Custody and Traffic Reports
- Holding Times
- Surrogate Spike Recoveries
- Method Blank
- Field Duplicate Precision
- Laboratory Control Samples
- MS/MSD
- Compound Quantitation
- Initial Calibration
- Continuing Calibration

The items listed above were technically in compliance with the method and SOP criteria with the exceptions discussed in the text below. The data have been reviewed according to the procedures outlined above and qualified accordingly.

OVERALL EVALUATION OF DATA AND POTENTIAL USABILITY ISSUES
The data are acceptable for use.

Sulfur and acid clean up was used for all samples, blanks and spikes.

Mitkem Laboratories reported the concentration of the target analytes from the column with the lower result.

DATA COMPLETENESS
All criteria were met.

NARRATIVE AND DATA REPORTING FORMS
All criteria were met except no MDL's were provided in the original package. No injection log was included for MB-54442 and LCS-54442. Those pages are attached.

No retention time was recorded for 690-SB-40(0.5'-2.0')-O on the 'Arochlor Analytical Sequence' for column 1, CLPPest. An updated page is attached.

CHAIN OF CUSTODY AND TRAFFIC REPORTS
All criteria were met.

HOLDING TIMES
All holding times for the samples were met.

SURROGATE SPIKE RECOVERIES
All criteria were met except the %Rec of DCBP off column 1 in several samples and DCBP off column 2 in 690-SB-33(0.6'-1.6')-O were outside laboratory QC limits but within ASP QC limits.

METHOD BLANK
All the criteria were met.

FIELD DUPLICATE SAMPLE PRECISION
All the criteria were met.

LABORATORY CONTROL SAMPLES
All criteria were met.

MS/MSD
All criteria were met except the %Rec of Aroclor 1260 was outside laboratory and ASP QC limits off column 1 in 690-SB-43(0.6'-3.5')-OMSD. %RPD of Aroclor 1260 was outside QC limits. The %Rec of Aroclor 1260 was outside laboratory QC limits off column 2 in 690-SB-43(0.6'-3.5')-OMSD.

COMPOUND QUANTITATION
All criteria were met except the %D between the columns was outside QC limits for Aroclor 1254 in 690-SB-31(0.5'-1.5')-O and Aroclor 1242 in 690-SB-43(0.6'-3.5')-O.

INITIAL CALIBRATION
All criteria were met.

CONTINUING CALIBRATION
All criteria were met except the %D of the DCBP off column 1 was outside QC limits in AR16603EO. Results from the column within QC limits should be used for DCBP in the associated samples.

METALS

The following items/criteria were reviewed for this analytical suite:

- Data Completeness
- Narrative and Data Reporting Forms
- Chain of Custody and Traffic Reports
- Holding Times
- Method Blank
- Laboratory Control Sample
- MS
- Duplicate
- Field Duplicate
- Serial Dilution
- Compound Quantitation
- Calibration

The items listed above were technically in compliance with the method and SOP criteria with the exceptions discussed in the text below. The data have been reviewed according to the procedures outlined above.

OVERALL EVALUATION OF DATA AND POTENTIAL USABILITY ISSUES

The data are acceptable for use but are qualified below in Method Blank, MS/MSD, Duplicate, Serial Dilution and Calibration.

DATA COMPLETENESS

All criteria were met.

NARATIVE AND DATA REPORTING FORMS

All criteria were met.

CHAIN OF CUSTODY AND TRAFFIC REPORTS

All criteria were met.

HOLDING TIMES

All holding times were met.

METHOD BLANK

All criteria were met except Al, Sb, Cr, Fe, Mg, Mn and Zn were detected in MB-54470. Results of these target analytes whose concentration is above the MDL but below the MRL should be changed to 'U'. The only target analytes that fall into this category are Sb and Ba in some of the samples.

LABORATORY CONTROL SAMPLE
All criteria were met.

MS/MSD
All criteria were met except the %D of Sb and Pb were outside QC limits in 690-SB-43(0.6'-3.5')-OS and are qualified with an 'N'.
Sb and Pb were within QC limits in the post digest spike.

Mitkem does not include some commonly occurring target analytes in the spiking solution since the naturally occurring high concentrations tend to mask the spiking compound.

DUPLICATE
All criteria were met except the %RPD of Al, Ca and Mn were outside QC limits in 690-SB-43(0.6'-3.5')-OD. These target analytes are qualified with a '*' in the samples.

FIELD DUPLICATE
All criteria were met.

SERIAL DILUTION
All criteria were met except the %D of Ba, Cr, Co, Fe, Mg, Mn, Ni and Zn were outside QC limits in 690-SB-43(0.6'-3.5')-O and their concentrations were >50xMDL. These target analytes were qualified with an 'E' in the samples.

COMPOUND QUANITATION
All criteria were met.

CALIBRATION
All criteria were met except Ba was detected in the ICB for both the water and soil analysis.
Ba was detected in CCB1 and CCB2 in the soil analysis.
Ba was detected in CCB1 in the water analysis.
The results for Ba were above the MDL and below the MRL in some of the samples and should be qualified as undetected in those samples.

MERCURY

The following items/criteria were reviewed for this analytical suite:

- Data Completeness
- Narrative and Data Reporting Forms
- Chain of Custody and Traffic Reports

- Holding Times
- Method Blank
- Laboratory Control Samples
- MS/MSD
- Duplicate
- Field Duplicate
- Compound Quantitation
- Calibration

The items listed above were technically in compliance with the method and SOP criteria with any exceptions discussed in the text below. The data have been reviewed according to the procedures outlined above.

OVERALL EVALUATION OF DATA AND POTENTIAL USABILITY ISSUES
The data are acceptable for use.

DATA COMPLETENESS
All criteria were met.

NARRATIVE AND DATA REPORTING FORMS
All criteria were met.

CHAIN OF CUSTODY
All criteria were met.

HOLDING TIMES
All holding times were met.

METHOD BLANK
All criteria were met.

LABORATORY CONTROL SAMPLES
All criteria were met.

MS/MSD
All criteria were met.

DUPLICATE
All criteria were met.

FIELD DUPLICATE
All criteria were met.

COMPOUND QUANTITATION
All criteria were met.

CALIBRATION
All criteria were met.

GENERAL CHEMISTY

The following items/criteria were reviewed for this analytical suite:

- Dry Weight

The items listed above were technically in compliance with the method and SOP criteria with any exceptions discussed in the text below. The data have been reviewed according to the procedures outlined above.

Dry Weight
The percent moisture was recorded on a 'Percent Moisture and Percent Solids Report' but no Form 1's were submitted.

1A - FORM I VOA-1

VOLATILE ORGANICS ANALYSIS DATA SHEET

EPA SAMPLE NO.

690-TRIP BLANK-O

Lab Name: MITKEM LABORATORIES Contract:

Lab Code: MITKEM Case No.: J1878 Mod. Ref No.: SDG No.: SJ1878

Matrix: (SOIL/SED/WATER) WATER Lab Sample ID: J1878-01A

Sample wt/vol: 5.00 (g/mL) ML Lab File ID: V2L8666.D

Level: (TRACE/LOW/MED) LOW Date Received: 09/29/2010

% Moisture: not dec. Date Analyzed: 10/05/2010

GC Column: DB-624 ID: 0.25 (mm) Dilution Factor: 1.0

Soil Extract Volume: (uL) Soil Aliquot Volume: (uL)

Purge Volume: 5.0 (mL)

CAS NO.	COMPOUND	CONCENTRATION UNITS: (ug/L or ug/Kg) µG/L	Q
74-87-3	Chloromethane	5.0	U
75-01-4	Vinyl chloride	5.0	U
74-83-9	Bromomethane	5.0	U
75-00-3	Chloroethane	5.0	U
75-69-4	Trichlorofluoromethane	5.0	U
75-35-4	1,1-Dichloroethene	5.0	U
67-64-1	Acetone	5.0	U
75-15-0	Carbon disulfide	5.0	U
75-09-2	Methylene chloride	5.0	U
156-60-5	trans-1,2-Dichloroethene	5.0	U
1634-04-4	Methyl tert-butyl ether	5.0	U
75-34-3	1,1-Dichloroethane	5.0	U
108-05-4	Vinyl acetate	5.0	U
78-93-3	2-Butanone	5.0	U
156-59-2	cis-1,2-Dichloroethene	5.0	U
67-66-3	Chloroform	5.0	U
71-55-6	1,1,1-Trichloroethane	5.0	U
56-23-5	Carbon tetrachloride	5.0	U
107-06-2	1,2-Dichloroethane	5.0	U
71-43-2	Benzene	5.0	U
79-01-6	Trichloroethene	5.0	U
78-87-5	1,2-Dichloropropane	5.0	U
75-27-4	Bromodichloromethane	5.0	U
10061-01-5	cis-1,3-Dichloropropene	5.0	U
108-10-1	4-Methyl-2-pentanone	5.0	U
108-88-3	Toluene	5.0	U
10061-02-6	trans-1,3-Dichloropropene	5.0	U
79-00-5	1,1,2-Trichloroethane	5.0	U
127-18-4	Tetrachloroethene	5.0	U
591-78-6	2-Hexanone	5.0	U
124-48-1	Dibromochloromethane	5.0	U
108-90-7	Chlorobenzene	5.0	U
100-41-4	Ethylbenzene	5.0	U
1330-20-7	m,p-Xylene	5.0	U
95-47-6	o-Xylene	5.0	U

1B - FORM I VOA-2

VOLATILE ORGANICS ANALYSIS DATA SHEET

EPA SAMPLE NO.

690-TRIP BLANK-O

Lab Name: MITKEM LABORATORIES Contract:

Lab Code: MITKEM Case No.: J1878 Mod. Ref No.: SDG No.: SJ1878

Matrix: (SOIL/SED/WATER) WATER Lab Sample ID: J1878-01A

Sample wt/vol: 5.00 (g/mL) ML Lab File ID: V2L8666.D

Level: (TRACE/LOW/MED) LOW Date Received: 09/29/2010

% Moisture: not dec. Date Analyzed: 10/05/2010

GC Column: DB-624 ID: 0.25 (mm) Dilution Factor: 1.0

Soil Extract Volume: (uL) Soil Aliquot Volume: (uL)

Purge Volume: 5.0 (mL)

CAS NO.	COMPOUND	CONCENTRATION UNITS: (ug/L or ug/Kg) µG/L	Q
1330-20-7	Xylene (Total)	5.0	U
100-42-5	Styrene	5.0	U
75-25-2	Bromoform	5.0	U
98-82-8	Isopropylbenzene	5.0	U
79-34-5	1,1,2,2-Tetrachloroethane	5.0	U
103-65-1	n-Propylbenzene	5.0	U
108-67-8	1,3,5-Trimethylbenzene	5.0	U
98-06-6	tert-Butylbenzene	5.0	U
95-63-6	1,2,4-Trimethylbenzene	5.0	U
135-98-8	sec-Butylbenzene	5.0	U
99-87-6	4-Isopropyltoluene	5.0	U
541-73-1	1,3-Dichlorobenzene	5.0	U
106-46-7	1,4-Dichlorobenzene	5.0	U
104-51-8	n-Butylbenzene	5.0	U
95-50-1	1,2-Dichlorobenzene	5.0	U
91-20-3	Naphthalene	5.0	U
110-75-8	2-Chloroethyl vinyl ether	5.0	U

1J - FORM I VOA-TIC

VOLATILE ORGANICS ANALYSIS DATA SHEET

TENTATIVELY IDENTIFIED COMPOUNDS

EPA SAMPLE NO.

690-TRIP BLANK-O

Lab Name: MITKEM LABORATORIES Contract:

Lab Code: MITKEM Case No.: J1878 Mod. Ref No.: SDG No.: SJ1878

Matrix: (SOIL/SED/WATER) WATER Lab Sample ID: J1878-01A

Sample wt/vol: 5.00 (g/mL) ML Lab File ID: V2L8666.D

Level: (TRACE or LOW/MED) LOW Date Received: 09/29/2010

% Moisture: not dec. Date Analyzed: 10/05/2010

GC Column: DB-624 ID: 0.25 (mm) Dilution Factor: 1.0

Soil Extract Volume: (uL) Soil Aliquot Volume: (uL)

CONCENTRATION UNITS: (ug/L or ug/Kg) µG/L Purge Volume: 5.0 (mL)

CAS NUMBER	COMPOUND NAME	RT	EST. CONC.	Q
E96679€ [1]	Total Alkanes	N/A		

[1] EPA-designated Registry Number.

s10.08.17 A

SW846

1A - FORM I VOA-1

VOLATILE ORGANICS ANALYSIS DATA SHEET

EPA SAMPLE NO.

690-FIELD BLANK-O

Lab Name: MITKEM LABORATORIES Contract:

Lab Code: MITKEM Case No.: J1878 Mod. Ref No.: SDG No.: SJ1878

Matrix: (SOIL/SED/WATER) WATER Lab Sample ID: J1878-02A

Sample wt/vol: 5.00 (g/mL) ML Lab File ID: V2L8667.D

Level: (TRACE/LOW/MED) LOW Date Received: 09/29/2010

% Moisture: not dec. Date Analyzed: 10/05/2010

GC Column: DB-624 ID: 0.25 (mm) Dilution Factor: 1.0

Soil Extract Volume: (uL) Soil Aliquot Volume: (uL)

Purge Volume: 5.0 (mL)

CAS NO.	COMPOUND	CONCENTRATION UNITS: (ug/L or ug/Kg) µG/L	Q
74-87-3	Chloromethane	5.0	U
75-01-4	Vinyl chloride	5.0	U
74-83-9	Bromomethane	5.0	U
75-00-3	Chloroethane	5.0	U
75-69-4	Trichlorofluoromethane	5.0	U
75-35-4	1,1-Dichloroethene	5.0	U
67-64-1	Acetone	5.0	U
75-15-0	Carbon disulfide	5.0	U
75-09-2	Methylene chloride	5.0	U
156-60-5	trans-1,2-Dichloroethene	5.0	U
1634-04-4	Methyl tert-butyl ether	5.0	U
75-34-3	1,1-Dichloroethane	5.0	U
108-05-4	Vinyl acetate	5.0	U
78-93-3	2-Butanone	5.0	U
156-59-2	cis-1,2-Dichloroethene	5.0	U
67-66-3	Chloroform	5.0	U
71-55-6	1,1,1-Trichloroethane	5.0	U
56-23-5	Carbon tetrachloride	5.0	U
107-06-2	1,2-Dichloroethane	5.0	U
71-43-2	Benzene	5.0	U
79-01-6	Trichloroethene	5.0	U
78-87-5	1,2-Dichloropropane	5.0	U
75-27-4	Bromodichloromethane	5.0	U
10061-01-5	cis-1,3-Dichloropropene	5.0	U
108-10-1	4-Methyl-2-pentanone	5.0	U
108-88-3	Toluene	5.0	U
10061-02-6	trans-1,3-Dichloropropene	5.0	U
79-00-5	1,1,2-Trichloroethane	5.0	U
127-18-4	Tetrachloroethene	5.0	U
591-78-6	2-Hexanone	5.0	U
124-48-1	Dibromochloromethane	5.0	U
108-90-7	Chlorobenzene	5.0	U
100-41-4	Ethylbenzene	5.0	U
1330-20-7	m,p-Xylene	5.0	U
95-47-6	o-Xylene	5.0	U

1B - FORM I VOA-2

VOLATILE ORGANICS ANALYSIS DATA SHEET

EPA SAMPLE NO.

690-FIELD BLANK-O

Lab Name: MITKEM LABORATORIES Contract:

Lab Code: MITKEM Case No.: J1878 Mod. Ref No.: SDG No.: SJ1878

Matrix: (SOIL/SED/WATER) WATER Lab Sample ID: J1878-02A

Sample wt/vol: 5.00 (g/mL) ML Lab File ID: V2L8667.D

Level: (TRACE/LOW/MED) LOW Date Received: 09/29/2010

% Moisture: not dec. Date Analyzed: 10/05/2010

GC Column: DB-624 ID: 0.25 (mm) Dilution Factor: 1.0

Soil Extract Volume: (uL) Soil Aliquot Volume: (uL)

Purge Volume: 5.0 (mL)

CAS NO.	COMPOUND	CONCENTRATION UNITS: (ug/L or ug/Kg) µG/L	Q
1330-20-7	Xylene (Total)	5.0	U
100-42-5	Styrene	5.0	U
75-25-2	Bromoform	5.0	U
98-82-8	Isopropylbenzene	5.0	U
79-34-5	1,1,2,2-Tetrachloroethane	5.0	U
103-65-1	n-Propylbenzene	5.0	U
108-67-8	1,3,5-Trimethylbenzene	5.0	U
98-06-6	tert-Butylbenzene	5.0	U
95-63-6	1,2,4-Trimethylbenzene	5.0	U
135-98-8	sec-Butylbenzene	5.0	U
99-87-6	4-Isopropyltoluene	5.0	U
541-73-1	1,3-Dichlorobenzene	5.0	U
106-46-7	1,4-Dichlorobenzene	5.0	U
104-51-8	n-Butylbenzene	5.0	U
95-50-1	1,2-Dichlorobenzene	5.0	U
91-20-3	Naphthalene	5.0	U
110-75-8	2-Chloroethyl vinyl ether	5.0	U

1J - FORM I VOA-TIC

VOLATILE ORGANICS ANALYSIS DATA SHEET

TENTATIVELY IDENTIFIED COMPOUNDS

EPA SAMPLE NO.

690-FIELD BLANK-O

Lab Name: MITKEM LABORATORIES Contract:

Lab Code: MITKEM Case No.: J1878 Mod. Ref No.: SDG No.: SJ1878

Matrix: (SOIL/SED/WATER) WATER Lab Sample ID: J1878-02A

Sample wt/vol: 5.00 (g/mL) ML Lab File ID: V2L8667.D

Level: (TRACE or LOW/MED) LOW Date Received: 09/29/2010

% Moisture: not dec. Date Analyzed: 10/05/2010

GC Column: DB-624 ID: 0.25 (mm) Dilution Factor: 1.0

Soil Extract Volume: (uL) Soil Aliquot Volume: (uL)

CONCENTRATION UNITS: (ug/L or ug/Kg) µG/L Purge Volume: 5.0 (mL)

CAS NUMBER	COMPOUND NAME	RT	EST. CONC.	Q
E96679[1]	Total Alkanes	N/A		

[1]EPA-designated Registry Number.

1A - FORM I VOA-1

VOLATILE ORGANICS ANALYSIS DATA SHEET

EPA SAMPLE NO.

690-SB-82
(0.2'-4.0')-O

Lab Name: MITKEM LABORATORIES Contract:

Lab Code: MITKEM Case No.: J1878 Mod. Ref No.: SDG No.: SJ1878

Matrix: (SOIL/SED/WATER) SOIL Lab Sample ID: J1878-03B

Sample wt/vol: 5.30 (g/mL) G Lab File ID: V1L7084.D

Level: (TRACE/LOW/MED) LOW Date Received: 09/29/2010

% Moisture: not dec. 9.0 Date Analyzed: 10/05/2010

GC Column: DB-624 ID: 0.25 (mm) Dilution Factor: 1.0

Soil Extract Volume: (uL) Soil Aliquot Volume: (uL)

Purge Volume: 10.0 (mL)

CAS NO.	COMPOUND	CONCENTRATION UNITS: (ug/L or ug/Kg) µG/KG	Q
74-87-3	Chloromethane	5.2	U
75-01-4	Vinyl chloride	5.2	U
74-83-9	Bromomethane	5.2	U
75-00-3	Chloroethane	5.2	U
75-69-4	Trichlorofluoromethane	5.2	U
75-35-4	1,1-Dichloroethene	5.2	U
67-64-1	Acetone	5.2	U
75-15-0	Carbon disulfide	5.2	U
75-09-2	Methylene chloride	5.2	U
156-60-5	trans-1,2-Dichloroethene	5.2	U
1634-04-4	Methyl tert-butyl ether	5.2	U
75-34-3	1,1-Dichloroethane	5.2	U
108-05-4	Vinyl acetate	5.2	U
78-93-3	2-Butanone	5.2	U
156-59-2	cis-1,2-Dichloroethene	5.2	U
67-66-3	Chloroform	5.2	U
71-55-6	1,1,1-Trichloroethane	5.2	U
56-23-5	Carbon tetrachloride	5.2	U
107-06-2	1,2-Dichloroethane	5.2	U
71-43-2	Benzene	5.2	U
79-01-6	Trichloroethene	5.2	U
78-87-5	1,2-Dichloropropane	5.2	U
75-27-4	Bromodichloromethane	5.2	U
10061-01-5	cis-1,3-Dichloropropene	5.2	U
108-10-1	4-Methyl-2-pentanone	5.2	U
108-88-3	Toluene	5.2	U
10061-02-6	trans-1,3-Dichloropropene	5.2	U
79-00-5	1,1,2-Trichloroethane	5.2	U
127-18-4	Tetrachloroethene	5.2	U
591-78-6	2-Hexanone	5.2	U
124-48-1	Dibromochloromethane	5.2	U
108-90-7	Chlorobenzene	5.2	U
100-41-4	Ethylbenzene	5.2	U
1330-20-7	m,p-Xylene	5.2	U
95-47-6	o-Xylene	5.2	U

1B - FORM I VOA-2

VOLATILE ORGANICS ANALYSIS DATA SHEET

EPA SAMPLE NO.

690-SB-82
(0.2'-4.0')-O

Lab Name: MITKEM LABORATORIES Contract:

Lab Code: MITKEM Case No.: J1878 Mod. Ref No.: SDG No.: SJ1878

Matrix: (SOIL/SED/WATER) SOIL Lab Sample ID: J1878-03B

Sample wt/vol: 5.30 (g/mL) G Lab File ID: V1L7084.D

Level: (TRACE/LOW/MED) LOW Date Received: 09/29/2010

% Moisture: not dec. 9.0 Date Analyzed: 10/05/2010

GC Column: DB-624 ID: 0.25 (mm) Dilution Factor: 1.0

Soil Extract Volume: (uL) Soil Aliquot Volume: (uL)

Purge Volume: 10.0 (mL)

CAS NO.	COMPOUND	CONCENTRATION UNITS: (ug/L or ug/Kg) µG/KG	Q
1330-20-7	Xylene (Total)	5.2	U
100-42-5	Styrene	5.2	U
75-25-2	Bromoform	5.2	U
98-82-8	Isopropylbenzene	5.2	U
79-34-5	1,1,2,2-Tetrachloroethane	5.2	U
103-65-1	n-Propylbenzene	5.2	U
108-67-8	1,3,5-Trimethylbenzene	5.2	U
98-06-6	tert-Butylbenzene	5.2	U
95-63-6	1,2,4-Trimethylbenzene	5.2	U
135-98-8	sec-Butylbenzene	5.2	U
99-87-6	4-Isopropyltoluene	5.2	U
541-73-1	1,3-Dichlorobenzene	5.2	U
106-46-7	1,4-Dichlorobenzene	5.2	U
104-51-8	n-Butylbenzene	5.2	U
95-50-1	1,2-Dichlorobenzene	5.2	U
91-20-3	Naphthalene	5.2	U
110-75-8	2-Chloroethyl vinyl ether	5.2	U

1J - FORM I VOA-TIC

VOLATILE ORGANICS ANALYSIS DATA SHEET

TENTATIVELY IDENTIFIED COMPOUNDS

EPA SAMPLE NO.

690-SB-82
(0.2'-4.0')-O

Lab Name: MITKEM LABORATORIES Contract:

Lab Code: MITKEM Case No.: J1878 Mod. Ref No.: SDG No.: SJ1878

Matrix: (SOIL/SED/WATER) SOIL Lab Sample ID: J1878-03B

Sample wt/vol: 5.30 (g/mL) G Lab File ID: V1L7084.D

Level: (TRACE or LOW/MED) LOW Date Received: 09/29/2010

% Moisture: not dec. 9.0 Date Analyzed: 10/05/2010

GC Column: DB-624 ID: 0.25 (mm) Dilution Factor: 1.0

Soil Extract Volume: (uL) Soil Aliquot Volume: (uL)

CONCENTRATION UNITS: (ug/L or ug/Kg) µG/KG Purge Volume: 10.0 (mL)

CAS NUMBER	COMPOUND NAME	RT	EST. CONC.	Q
E96679[1]	Total Alkanes	N/A		

[1]EPA-designated Registry Number.

1A - FORM I VOA-1

VOLATILE ORGANICS ANALYSIS DATA SHEET

EPA SAMPLE NO.

690-SB-82
(0.2-4.0')-D

Lab Name: MITKEM LABORATORIES Contract:

Lab Code: MITKEM Case No.: J1878 Mod. Ref No.: SDG No.: SJ1878

Matrix: (SOIL/SED/WATER) SOIL Lab Sample ID: J1878-04B

Sample wt/vol: 5.20 (g/mL) G Lab File ID: V1L7085.D

Level: (TRACE/LOW/MED) LOW Date Received: 09/29/2010

% Moisture: not dec. 7.0 Date Analyzed: 10/05/2010

GC Column: DB-624 ID: 0.25 (mm) Dilution Factor: 1.0

Soil Extract Volume: (uL) Soil Aliquot Volume: (uL)

Purge Volume: 10.0 (mL)

CAS NO.	COMPOUND	CONCENTRATION UNITS: (ug/L or ug/Kg) µG/KG	Q
74-87-3	Chloromethane	5.2	U
75-01-4	Vinyl chloride	5.2	U
74-83-9	Bromomethane	5.2	U
75-00-3	Chloroethane	5.2	U
75-69-4	Trichlorofluoromethane	5.2	U
75-35-4	1,1-Dichloroethene	5.2	U
67-64-1	Acetone	5.2	U
75-15-0	Carbon disulfide	5.2	U
75-09-2	Methylene chloride	5.2	U
156-60-5	trans-1,2-Dichloroethene	5.2	U
1634-04-4	Methyl tert-butyl ether	5.2	U
75-34-3	1,1-Dichloroethane	5.2	U
108-05-4	Vinyl acetate	5.2	U
78-93-3	2-Butanone	5.2	U
156-59-2	cis-1,2-Dichloroethene	5.2	U
67-66-3	Chloroform	5.2	U
71-55-6	1,1,1-Trichloroethane	5.2	U
56-23-5	Carbon tetrachloride	5.2	U
107-06-2	1,2-Dichloroethane	5.2	U
71-43-2	Benzene	5.2	U
79-01-6	Trichloroethene	5.2	U
78-87-5	1,2-Dichloropropane	5.2	U
75-27-4	Bromodichloromethane	5.2	U
10061-01-5	cis-1,3-Dichloropropene	5.2	U
108-10-1	4-Methyl-2-pentanone	5.2	U
108-88-3	Toluene	5.2	U
10061-02-6	trans-1,3-Dichloropropene	5.2	U
79-00-5	1,1,2-Trichloroethane	5.2	U
127-18-4	Tetrachloroethene	5.2	U
591-78-6	2-Hexanone	5.2	U
124-48-1	Dibromochloromethane	5.2	U
108-90-7	Chlorobenzene	5.2	U
100-41-4	Ethylbenzene	5.2	U
1330-20-7	m,p-Xylene	5.2	U
95-47-6	o-Xylene	5.2	U

1B - FORM I VOA-2

VOLATILE ORGANICS ANALYSIS DATA SHEET

EPA SAMPLE NO.

690-SB-82 (0.2-4.0')-D

Lab Name: MITKEM LABORATORIES Contract:

Lab Code: MITKEM Case No.: J1878 Mod. Ref No.: SDG No.: SJ1878

Matrix: (SOIL/SED/WATER) SOIL Lab Sample ID: J1878-04B

Sample wt/vol: 5.20 (g/mL) G Lab File ID: V1L7085.D

Level: (TRACE/LOW/MED) LOW Date Received: 09/29/2010

% Moisture: not dec. 7.0 Date Analyzed: 10/05/2010

GC Column: DB-624 ID: 0.25 (mm) Dilution Factor: 1.0

Soil Extract Volume: (uL) Soil Aliquot Volume: (uL)

Purge Volume: 10.0 (mL)

CAS NO.	COMPOUND	CONCENTRATION UNITS: (ug/L or ug/Kg) µG/KG	Q
1330-20-7	Xylene (Total)	5.2	U
100-42-5	Styrene	5.2	U
75-25-2	Bromoform	5.2	U
98-82-8	Isopropylbenzene	5.2	U
79-34-5	1,1,2,2-Tetrachloroethane	5.2	U
103-65-1	n-Propylbenzene	5.2	U
108-67-8	1,3,5-Trimethylbenzene	5.2	U
98-06-6	tert-Butylbenzene	5.2	U
95-63-6	1,2,4-Trimethylbenzene	5.2	U
135-98-8	sec-Butylbenzene	5.2	U
99-87-6	4-Isopropyltoluene	5.2	U
541-73-1	1,3-Dichlorobenzene	5.2	U
106-46-7	1,4-Dichlorobenzene	5.2	U
104-51-8	n-Butylbenzene	5.2	U
95-50-1	1,2-Dichlorobenzene	5.2	U
91-20-3	Naphthalene	5.2	U
110-75-8	2-Chloroethyl vinyl ether	5.2	U

1J - FORM I VOA-TIC

VOLATILE ORGANICS ANALYSIS DATA SHEET

TENTATIVELY IDENTIFIED COMPOUNDS

EPA SAMPLE NO.

690-SB-82 (0.2-4.0')-D

Lab Name: MITKEM LABORATORIES Contract:

Lab Code: MITKEM Case No.: J1878 Mod. Ref No.: SDG No.: SJ1878

Matrix: (SOIL/SED/WATER) SOIL Lab Sample ID: J1878-04B

Sample wt/vol: 5.20 (g/mL) G Lab File ID: V1L7085.D

Level: (TRACE or LOW/MED) LOW Date Received: 09/29/2010

% Moisture: not dec. 7.0 Date Analyzed: 10/05/2010

GC Column: DB-624 ID: 0.25 (mm) Dilution Factor: 1.0

Soil Extract Volume: (uL) Soil Aliquot Volume: (uL)

CONCENTRATION UNITS: (ug/L or ug/Kg) µG/KG Purge Volume: 10.0 (mL)

CAS NUMBER	COMPOUND NAME	RT	EST. CONC.	Q
E966796[1]	Total Alkanes	N/A		

[1]EPA-designated Registry Number.

1A - FORM I VOA-1

VOLATILE ORGANICS ANALYSIS DATA SHEET

EPA SAMPLE NO.

690-SB-81(4.0'-7.9')-O

Lab Name: MITKEM LABORATORIES Contract:

Lab Code: MITKEM Case No.: J1878 Mod. Ref No.: SDG No.: SJ1878

Matrix: (SOIL/SED/WATER) SOIL Lab Sample ID: J1878-05B

Sample wt/vol: 5.40 (g/mL) G Lab File ID: V1L7086.D

Level: (TRACE/LOW/MED) LOW Date Received: 09/29/2010

% Moisture: not dec. 13 Date Analyzed: 10/05/2010

GC Column: DB-624 ID: 0.25 (mm) Dilution Factor: 1.0

Soil Extract Volume: (uL) Soil Aliquot Volume: (uL)

Purge Volume: 10.0 (mL)

CAS NO.	COMPOUND	CONCENTRATION UNITS: (ug/L or ug/Kg) µG/KG	Q
74-87-3	Chloromethane	5.3	U
75-01-4	Vinyl chloride	5.3	U
74-83-9	Bromomethane	5.3	U
75-00-3	Chloroethane	5.3	U
75-69-4	Trichlorofluoromethane	5.3	U
75-35-4	1,1-Dichloroethene	5.3	U
67-64-1	Acetone	5.3	U
75-15-0	Carbon disulfide	5.3	U
75-09-2	Methylene chloride	5.3	U
156-60-5	trans-1,2-Dichloroethene	5.3	U
1634-04-4	Methyl tert-butyl ether	5.3	U
75-34-3	1,1-Dichloroethane	5.3	U
108-05-4	Vinyl acetate	5.3	U
78-93-3	2-Butanone	5.3	U
156-59-2	cis-1,2-Dichloroethene	5.3	U
67-66-3	Chloroform	5.3	U
71-55-6	1,1,1-Trichloroethane	5.3	U
56-23-5	Carbon tetrachloride	5.3	U
107-06-2	1,2-Dichloroethane	5.3	U
71-43-2	Benzene	5.3	U
79-01-6	Trichloroethene	5.3	U
78-87-5	1,2-Dichloropropane	5.3	U
75-27-4	Bromodichloromethane	5.3	U
10061-01-5	cis-1,3-Dichloropropene	5.3	U
108-10-1	4-Methyl-2-pentanone	5.3	U
108-88-3	Toluene	5.3	U
10061-02-6	trans-1,3-Dichloropropene	5.3	U
79-00-5	1,1,2-Trichloroethane	5.3	U
127-18-4	Tetrachloroethene	5.3	U
591-78-6	2-Hexanone	5.3	U
124-48-1	Dibromochloromethane	5.3	U
108-90-7	Chlorobenzene	5.3	U
100-41-4	Ethylbenzene	5.3	U
1330-20-7	m,p-Xylene	5.3	U
95-47-6	o-Xylene	5.3	U

1B - FORM I VOA-2

VOLATILE ORGANICS ANALYSIS DATA SHEET

EPA SAMPLE NO.

690-SB-81(4.0'-7.9')-O

Lab Name: MITKEM LABORATORIES Contract:

Lab Code: MITKEM Case No.: J1878 Mod. Ref No.: SDG No.: SJ1878

Matrix: (SOIL/SED/WATER) SOIL Lab Sample ID: J1878-05B

Sample wt/vol: 5.40 (g/mL) G Lab File ID: V1L7086.D

Level: (TRACE/LOW/MED) LOW Date Received: 09/29/2010

% Moisture: not dec. 13 Date Analyzed: 10/05/2010

GC Column: DB-624 ID: 0.25 (mm) Dilution Factor: 1.0

Soil Extract Volume: (uL) Soil Aliquot Volume: (uL)

Purge Volume: 10.0 (mL)

CAS NO.	COMPOUND	CONCENTRATION UNITS: (ug/L or ug/Kg) µG/KG	Q
1330-20-7	Xylene (Total)	5.3	U
100-42-5	Styrene	5.3	U
75-25-2	Bromoform	5.3	U
98-82-8	Isopropylbenzene	5.3	U
79-34-5	1,1,2,2-Tetrachloroethane	5.3	U
103-65-1	n-Propylbenzene	5.3	U
108-67-8	1,3,5-Trimethylbenzene	5.3	U
98-06-6	tert-Butylbenzene	5.3	U
95-63-6	1,2,4-Trimethylbenzene	5.3	U
135-98-8	sec-Butylbenzene	5.3	U
99-87-6	4-Isopropyltoluene	5.3	U
541-73-1	1,3-Dichlorobenzene	5.3	U
106-46-7	1,4-Dichlorobenzene	5.3	U
104-51-8	n-Butylbenzene	5.3	U
95-50-1	1,2-Dichlorobenzene	5.3	U
91-20-3	Naphthalene	5.3	U
110-75-8	2-Chloroethyl vinyl ether	5.3	U

1J - FORM I VOA-TIC

VOLATILE ORGANICS ANALYSIS DATA SHEET

TENTATIVELY IDENTIFIED COMPOUNDS

EPA SAMPLE NO.

690-SB-81(4.0'-7.9')-O

Lab Name: MITKEM LABORATORIES Contract:

Lab Code: MITKEM Case No.: J1878 Mod. Ref No.: SDG No.: SJ1878

Matrix: (SOIL/SED/WATER) SOIL Lab Sample ID: J1878-05B

Sample wt/vol: 5.40 (g/mL) G Lab File ID: V1L7086.D

Level: (TRACE or LOW/MED) LOW Date Received: 09/29/2010

% Moisture: not dec. 13 Date Analyzed: 10/05/2010

GC Column: DB-624 ID: 0.25 (mm) Dilution Factor: 1.0

Soil Extract Volume: (uL) Soil Aliquot Volume: (uL)

CONCENTRATION UNITS: (ug/L or ug/Kg) µG/KG Purge Volume: 10.0 (mL)

CAS NUMBER	COMPOUND NAME	RT	EST. CONC.	Q
E96679€[1]	Total Alkanes	N/A		

[1]EPA-designated Registry Number.

1A - FORM I VOA-1

VOLATILE ORGANICS ANALYSIS DATA SHEET

EPA SAMPLE NO.

690-SB-75
(6.5'-7.0')-O

Lab Name: MITKEM LABORATORIES Contract:

Lab Code: MITKEM Case No.: J1878 Mod. Ref No.: SDG No.: SJ1878

Matrix: (SOIL/SED/WATER) SOIL Lab Sample ID: J1878-07B

Sample wt/vol: 5.20 (g/mL) G Lab File ID: V1L7087.D

Level: (TRACE/LOW/MED) LOW Date Received: 09/29/2010

% Moisture: not dec. 15 Date Analyzed: 10/05/2010

GC Column: DB-624 ID: 0.25 (mm) Dilution Factor: 1.0

Soil Extract Volume: (uL) Soil Aliquot Volume: (uL)

Purge Volume: 10.0 (mL)

CAS NO.	COMPOUND	CONCENTRATION UNITS: (ug/L or ug/Kg) µG/KG	Q
74-87-3	Chloromethane	5.7	U
75-01-4	Vinyl chloride	5.7	U
74-83-9	Bromomethane	5.7	U
75-00-3	Chloroethane	5.7	U
75-69-4	Trichlorofluoromethane	5.7	U
75-35-4	1,1-Dichloroethene	5.7	U
67-64-1	Acetone	3.7	J
75-15-0	Carbon disulfide	5.7	U
75-09-2	Methylene chloride	5.7	U
156-60-5	trans-1,2-Dichloroethene	5.7	U
1634-04-4	Methyl tert-butyl ether	5.7	U
75-34-3	1,1-Dichloroethane	5.7	U
108-05-4	Vinyl acetate	5.7	U
78-93-3	2-Butanone	5.7	U
156-59-2	cis-1,2-Dichloroethene	5.7	U
67-66-3	Chloroform	5.7	U
71-55-6	1,1,1-Trichloroethane	5.7	U
56-23-5	Carbon tetrachloride	5.7	U
107-06-2	1,2-Dichloroethane	5.7	U
71-43-2	Benzene	5.7	U
79-01-6	Trichloroethene	5.7	U
78-87-5	1,2-Dichloropropane	5.7	U
75-27-4	Bromodichloromethane	5.7	U
10061-01-5	cis-1,3-Dichloropropene	5.7	U
108-10-1	4-Methyl-2-pentanone	5.7	U
108-88-3	Toluene	5.7	U
10061-02-6	trans-1,3-Dichloropropene	5.7	U
79-00-5	1,1,2-Trichloroethane	5.7	U
127-18-4	Tetrachloroethene	5.7	U
591-78-6	2-Hexanone	5.7	U
124-48-1	Dibromochloromethane	5.7	U
108-90-7	Chlorobenzene	5.7	U
100-41-4	Ethylbenzene	5.7	U
1330-20-7	m,p-Xylene	5.7	U
95-47-6	o-Xylene	5.7	U

1B - FORM I VOA-2

VOLATILE ORGANICS ANALYSIS DATA SHEET

EPA SAMPLE NO.

690-SB-75 (6.5'-7.0')-O

Lab Name: MITKEM LABORATORIES Contract:

Lab Code: MITKEM Case No.: J1878 Mod. Ref No.: SDG No.: SJ1878

Matrix: (SOIL/SED/WATER) SOIL Lab Sample ID: J1878-07B

Sample wt/vol: 5.20 (g/mL) G Lab File ID: V1L7087.D

Level: (TRACE/LOW/MED) LOW Date Received: 09/29/2010

% Moisture: not dec. 15 Date Analyzed: 10/05/2010

GC Column: DB-624 ID: 0.25 (mm) Dilution Factor: 1.0

Soil Extract Volume: (uL) Soil Aliquot Volume: (uL)

Purge Volume: 10.0 (mL)

CAS NO.	COMPOUND	CONCENTRATION UNITS: (ug/L or ug/Kg) µG/KG	Q
1330-20-7	Xylene (Total)	5.7	U
100-42-5	Styrene	5.7	U
75-25-2	Bromoform	5.7	U
98-82-8	Isopropylbenzene	5.7	U
79-34-5	1,1,2,2-Tetrachloroethane	5.7	U
103-65-1	n-Propylbenzene	5.7	U
108-67-8	1,3,5-Trimethylbenzene	5.7	U
98-06-6	tert-Butylbenzene	5.7	U
95-63-6	1,2,4-Trimethylbenzene	5.7	U
135-98-8	sec-Butylbenzene	5.7	U
99-87-6	4-Isopropyltoluene	5.7	U
541-73-1	1,3-Dichlorobenzene	5.7	U
106-46-7	1,4-Dichlorobenzene	5.7	U
104-51-8	n-Butylbenzene	5.7	U
95-50-1	1,2-Dichlorobenzene	5.7	U
91-20-3	Naphthalene	5.7	U
110-75-8	2-Chloroethyl vinyl ether	5.7	U

1J - FORM I VOA-TIC

VOLATILE ORGANICS ANALYSIS DATA SHEET

TENTATIVELY IDENTIFIED COMPOUNDS

EPA SAMPLE NO.

690-SB-75
(6.5'-7.0')-O

Lab Name: MITKEM LABORATORIES Contract:

Lab Code: MITKEM Case No.: J1878 Mod. Ref No.: SDG No.: SJ1878

Matrix: (SOIL/SED/WATER) SOIL Lab Sample ID: J1878-07B

Sample wt/vol: 5.20 (g/mL) G Lab File ID: V1L7087.D

Level: (TRACE or LOW/MED) LOW Date Received: 09/29/2010

% Moisture: not dec. 15 Date Analyzed: 10/05/2010

GC Column: DB-624 ID: 0.25 (mm) Dilution Factor: 1.0

Soil Extract Volume: (uL) Soil Aliquot Volume: (uL)

CONCENTRATION UNITS: (ug/L or ug/Kg) µG/KG Purge Volume: 10.0 (mL)

CAS NUMBER	COMPOUND NAME	RT	EST. CONC.	Q
E96679[1]	Total Alkanes	N/A		

[1]EPA-designated Registry Number.

1A - FORM I VOA-1

VOLATILE ORGANICS ANALYSIS DATA SHEET

EPA SAMPLE NO.

690-SB-78
(7.2'-8.0')-O

Lab Name: MITKEM LABORATORIES Contract:

Lab Code: MITKEM Case No.: J1878 Mod. Ref No.: SDG No.: SJ1878

Matrix: (SOIL/SED/WATER) SOIL Lab Sample ID: J1878-08A

Sample wt/vol: 1.10 (g/mL) G Lab File ID: V1L7113.D

Level: (TRACE/LOW/MED) LOW Date Received: 09/29/2010

% Moisture: not dec. 10 Date Analyzed: 10/06/2010

GC Column: DB-624 ID: 0.25 (mm) Dilution Factor: 1.0

Soil Extract Volume: (uL) Soil Aliquot Volume: (uL)

Purge Volume: 10.0 (mL)

CAS NO.	COMPOUND	CONCENTRATION UNITS: (ug/L or ug/Kg) µG/KG	Q
74-87-3	Chloromethane	25	U
75-01-4	Vinyl chloride	25	U
74-83-9	Bromomethane	25	U
75-00-3	Chloroethane	25	U
75-69-4	Trichlorofluoromethane	25	U
75-35-4	1,1-Dichloroethene	25	U
67-64-1	Acetone	17	J
75-15-0	Carbon disulfide	25	U
75-09-2	Methylene chloride	25	U
156-60-5	trans-1,2-Dichloroethene	25	U
1634-04-4	Methyl tert-butyl ether	25	U
75-34-3	1,1-Dichloroethane	25	U
108-05-4	Vinyl acetate	25	U
78-93-3	2-Butanone	25	U
156-59-2	cis-1,2-Dichloroethene	25	U
67-66-3	Chloroform	25	U
71-55-6	1,1,1-Trichloroethane	25	U
56-23-5	Carbon tetrachloride	25	U
107-06-2	1,2-Dichloroethane	25	U
71-43-2	Benzene	25	U
79-01-6	Trichloroethene	25	U
78-87-5	1,2-Dichloropropane	25	U
75-27-4	Bromodichloromethane	25	U
10061-01-5	cis-1,3-Dichloropropene	25	U
108-10-1	4-Methyl-2-pentanone	25	U
108-88-3	Toluene	25	U
10061-02-6	trans-1,3-Dichloropropene	25	U
79-00-5	1,1,2-Trichloroethane	25	U
127-18-4	Tetrachloroethene	25	U
591-78-6	2-Hexanone	25	U
124-48-1	Dibromochloromethane	25	U
108-90-7	Chlorobenzene	25	U
100-41-4	Ethylbenzene	35	
1330-20-7	m,p-Xylene	500	
95-47-6	o-Xylene	19	J

1B - FORM I VOA-2

VOLATILE ORGANICS ANALYSIS DATA SHEET

EPA SAMPLE NO.

690-SB-78
(7.2'-8.0')-O

Lab Name: MITKEM LABORATORIES Contract:

Lab Code: MITKEM Case No.: J1878 Mod. Ref No.: SDG No.: SJ1878

Matrix: (SOIL/SED/WATER) SOIL Lab Sample ID: J1878-08A

Sample wt/vol: 1.10 (g/mL) G Lab File ID: V1L7113.D

Level: (TRACE/LOW/MED) LOW Date Received: 09/29/2010

% Moisture: not dec. 10 Date Analyzed: 10/06/2010

GC Column: DB-624 ID: 0.25 (mm) Dilution Factor: 1.0

Soil Extract Volume: (uL) Soil Aliquot Volume: (uL)

Purge Volume: 10.0 (mL)

CAS NO.	COMPOUND	CONCENTRATION UNITS: (ug/L or ug/Kg) µG/KG	Q
1330-20-7	Xylene (Total)	520	
100-42-5	Styrene	25	U
75-25-2	Bromoform	25	U
98-82-8	Isopropylbenzene	78	
79-34-5	1,1,2,2-Tetrachloroethane	25	U
103-65-1	n-Propylbenzene	88	
108-67-8	1,3,5-Trimethylbenzene	100	
98-06-6	tert-Butylbenzene	25	U
95-63-6	1,2,4-Trimethylbenzene	260	
135-98-8	sec-Butylbenzene	17	J
99-87-6	4-Isopropyltoluene	24	J
541-73-1	1,3-Dichlorobenzene	25	U
106-46-7	1,4-Dichlorobenzene	25	U
104-51-8	n-Butylbenzene	33	
95-50-1	1,2-Dichlorobenzene	27	
91-20-3	Naphthalene	15	J
110-75-8	2-Chloroethyl vinyl ether	25	U

1J - FORM I VOA-TIC

VOLATILE ORGANICS ANALYSIS DATA SHEET

TENTATIVELY IDENTIFIED COMPOUNDS

EPA SAMPLE NO.

690-SB-78
(7.2'-8.0')-O

Lab Name: MITKEM LABORATORIES Contract:

Lab Code: MITKEM Case No.: J1878 Mod. Ref No.: SDG No.: SJ1878

Matrix: (SOIL/SED/WATER) SOIL Lab Sample ID: J1878-08A

Sample wt/vol: 1.10 (g/mL) G Lab File ID: V1L7113.D

Level: (TRACE or LOW/MED) LOW Date Received: 09/29/2010

% Moisture: not dec. 10 Date Analyzed: 10/06/2010

GC Column: DB-624 ID: 0.25 (mm) Dilution Factor: 1.0

Soil Extract Volume: (uL) Soil Aliquot Volume: (uL)

CONCENTRATION UNITS: (ug/L or ug/Kg) µG/KG Purge Volume: 10.0 (mL)

	CAS NUMBER	COMPOUND NAME	RT	EST. CONC.	Q
01	3073-66-3	Cyclohexane, 1,1,3-trimethyl	9.904	520	NJ
02		Unknown-01	10.219	720	J
03	2216-33-3	Octane, 3-methyl-	10.377	480	NJ
04		Unknown-02	11.253	420	J
05		Unknown-03	11.499	560	J
06	1678-92-8	Cyclohexane, propyl-	11.637	590	NJ
07	611-14-3	Benzene, 1-ethyl-2-methyl-	12.386	290	NJ
08	108-67-8	Benzene, 1,3,5-trimethyl-	13.410	250	NJ
09		Unknown-04	13.735	240	J
10		Unknown-05	14.079	350	J
11		Unknown-06	15.113	240	J
	E96679[1]	Total Alkanes	N/A		

[1]EPA-designated Registry Number.

1A - FORM I VOA-1

VOLATILE ORGANICS ANALYSIS DATA SHEET

EPA SAMPLE NO.

690-SB-78
(6.5'-7.0')-O

Lab Name: MITKEM LABORATORIES Contract:

Lab Code: MITKEM Case No.: J1878 Mod. Ref No.: SDG No.: SJ1878

Matrix: (SOIL/SED/WATER) SOIL Lab Sample ID: J1878-10B

Sample wt/vol: 5.10 (g/mL) G Lab File ID: V1L7098.D

Level: (TRACE/LOW/MED) LOW Date Received: 09/29/2010

% Moisture: not dec. 6.0 Date Analyzed: 10/05/2010

GC Column: DB-624 ID: 0.25 (mm) Dilution Factor: 1.0

Soil Extract Volume: (uL) Soil Aliquot Volume: (uL)

Purge Volume: 10.0 (mL)

CAS NO.	COMPOUND	CONCENTRATION UNITS: (ug/L or ug/Kg) µG/KG	Q
74-87-3	Chloromethane	5.2	U
75-01-4	Vinyl chloride	5.2	U
74-83-9	Bromomethane	5.2	U
75-00-3	Chloroethane	5.2	U
75-69-4	Trichlorofluoromethane	5.2	U
75-35-4	1,1-Dichloroethene	5.2	U
67-64-1	Acetone	5.2	U
75-15-0	Carbon disulfide	5.2	U
75-09-2	Methylene chloride	5.2	U
156-60-5	trans-1,2-Dichloroethene	5.2	U
1634-04-4	Methyl tert-butyl ether	5.2	U
75-34-3	1,1-Dichloroethane	5.2	U
108-05-4	Vinyl acetate	5.2	U
78-93-3	2-Butanone	5.2	U
156-59-2	cis-1,2-Dichloroethene	5.2	U
67-66-3	Chloroform	5.2	U
71-55-6	1,1,1-Trichloroethane	5.2	U
56-23-5	Carbon tetrachloride	5.2	U
107-06-2	1,2-Dichloroethane	5.2	U
71-43-2	Benzene	5.2	U
79-01-6	Trichloroethene	5.2	U
78-87-5	1,2-Dichloropropane	5.2	U
75-27-4	Bromodichloromethane	5.2	U
10061-01-5	cis-1,3-Dichloropropene	5.2	U
108-10-1	4-Methyl-2-pentanone	5.2	U
108-88-3	Toluene	5.2	U
10061-02-6	trans-1,3-Dichloropropene	5.2	U
79-00-5	1,1,2-Trichloroethane	5.2	U
127-18-4	Tetrachloroethene	5.2	U
591-78-6	2-Hexanone	5.2	U
124-48-1	Dibromochloromethane	5.2	U
108-90-7	Chlorobenzene	5.2	U
100-41-4	Ethylbenzene	5.2	U
1330-20-7	m,p-Xylene	5.2	U
95-47-6	o-Xylene	5.2	U

1B - FORM I VOA-2

VOLATILE ORGANICS ANALYSIS DATA SHEET

EPA SAMPLE NO.

690-SB-78
(6.5'-7.0')-O

Lab Name: MITKEM LABORATORIES Contract:

Lab Code: MITKEM Case No.: J1878 Mod. Ref No.: SDG No.: SJ1878

Matrix: (SOIL/SED/WATER) SOIL Lab Sample ID: J1878-10B

Sample wt/vol: 5.10 (g/mL) G Lab File ID: V1L7098.D

Level: (TRACE/LOW/MED) LOW Date Received: 09/29/2010

% Moisture: not dec. 6.0 Date Analyzed: 10/05/2010

GC Column: DB-624 ID: 0.25 (mm) Dilution Factor: 1.0

Soil Extract Volume: (uL) Soil Aliquot Volume: (uL)

Purge Volume: 10.0 (mL)

CAS NO.	COMPOUND	CONCENTRATION UNITS: (ug/L or ug/Kg) µG/KG	Q
1330-20-7	Xylene (Total)	5.2	U
100-42-5	Styrene	5.2	U
75-25-2	Bromoform	5.2	U
98-82-8	Isopropylbenzene	5.2	U
79-34-5	1,1,2,2-Tetrachloroethane	5.2	U
103-65-1	n-Propylbenzene	5.2	U
108-67-8	1,3,5-Trimethylbenzene	5.2	U
98-06-6	tert-Butylbenzene	5.2	U
95-63-6	1,2,4-Trimethylbenzene	5.2	U
135-98-8	sec-Butylbenzene	5.2	U
99-87-6	4-Isopropyltoluene	5.2	U
541-73-1	1,3-Dichlorobenzene	5.2	U
106-46-7	1,4-Dichlorobenzene	5.2	U
104-51-8	n-Butylbenzene	5.2	U
95-50-1	1,2-Dichlorobenzene	5.2	U
91-20-3	Naphthalene	5.2	U
110-75-8	2-Chloroethyl vinyl ether	5.2	U

1J - FORM I VOA-TIC

VOLATILE ORGANICS ANALYSIS DATA SHEET

TENTATIVELY IDENTIFIED COMPOUNDS

EPA SAMPLE NO.

690-SB-78
(6.5'-7.0')-O

Lab Name: MITKEM LABORATORIES Contract:

Lab Code: MITKEM Case No.: J1878 Mod. Ref No.: SDG No.: SJ1878

Matrix: (SOIL/SED/WATER) SOIL Lab Sample ID: J1878-10B

Sample wt/vol: 5.10 (g/mL) G Lab File ID: V1L7098.D

Level: (TRACE or LOW/MED) LOW Date Received: 09/29/2010

% Moisture: not dec. 6.0 Date Analyzed: 10/05/2010

GC Column: DB-624 ID: 0.25 (mm) Dilution Factor: 1.0

Soil Extract Volume: (uL) Soil Aliquot Volume: (uL)

CONCENTRATION UNITS: (ug/L or ug/Kg) µG/KG Purge Volume: 10.0 (mL)

CAS NUMBER	COMPOUND NAME	RT	EST. CONC.	Q
E96679[1]	Total Alkanes	N/A		

[1]EPA-designated Registry Number.

1A - FORM I VOA-1

VOLATILE ORGANICS ANALYSIS DATA SHEET

EPA SAMPLE NO.

690-SB-103 (7.1'-7.4')-O

Lab Name: MITKEM LABORATORIES Contract:

Lab Code: MITKEM Case No.: J1878 Mod. Ref No.: SDG No.: SJ1878

Matrix: (SOIL/SED/WATER) SOIL Lab Sample ID: J1878-11B

Sample wt/vol: 5.20 (g/mL) G Lab File ID: V1L7099.D

Level: (TRACE/LOW/MED) LOW Date Received: 09/29/2010

% Moisture: not dec. 13 Date Analyzed: 10/05/2010

GC Column: DB-624 ID: 0.25 (mm) Dilution Factor: 1.0

Soil Extract Volume: (uL) Soil Aliquot Volume: (uL)

Purge Volume: 10.0 (mL)

CAS NO.	COMPOUND	CONCENTRATION UNITS: (ug/L or ug/Kg) µG/KG	Q
74-87-3	Chloromethane	5.5	U
75-01-4	Vinyl chloride	9.9	
74-83-9	Bromomethane	5.5	U
75-00-3	Chloroethane	5.5	U
75-69-4	Trichlorofluoromethane	5.5	U
75-35-4	1,1-Dichloroethene	5.5	U
67-64-1	Acetone	17	
75-15-0	Carbon disulfide	2.7	J
75-09-2	Methylene chloride	5.5	U
156-60-5	trans-1,2-Dichloroethene	5.5	U
1634-04-4	Methyl tert-butyl ether	5.5	U
75-34-3	1,1-Dichloroethane	5.5	U
108-05-4	Vinyl acetate	5.5	U
78-93-3	2-Butanone	6.2	
156-59-2	cis-1,2-Dichloroethene	2.5	J
67-66-3	Chloroform	5.5	U
71-55-6	1,1,1-Trichloroethane	5.5	U
56-23-5	Carbon tetrachloride	5.5	U
107-06-2	1,2-Dichloroethane	5.5	U
71-43-2	Benzene	5.5	U
79-01-6	Trichloroethene	5.5	U
78-87-5	1,2-Dichloropropane	5.5	U
75-27-4	Bromodichloromethane	5.5	U
10061-01-5	cis-1,3-Dichloropropene	5.5	U
108-10-1	4-Methyl-2-pentanone	5.5	U
108-88-3	Toluene	5.5	U
10061-02-6	trans-1,3-Dichloropropene	5.5	U
79-00-5	1,1,2-Trichloroethane	5.5	U
127-18-4	Tetrachloroethene	5.5	U
591-78-6	2-Hexanone	5.5	U
124-48-1	Dibromochloromethane	5.5	U
108-90-7	Chlorobenzene	5.5	U
100-41-4	Ethylbenzene	5.5	U
1330-20-7	m,p-Xylene	5.5	U
95-47-6	o-Xylene	5.5	U

1B - FORM I VOA-2

VOLATILE ORGANICS ANALYSIS DATA SHEET

EPA SAMPLE NO.

690-SB-103
(7.1'-7.4')-O

Lab Name: MITKEM LABORATORIES Contract:

Lab Code: MITKEM Case No.: J1878 Mod. Ref No.: SDG No.: SJ1878

Matrix: (SOIL/SED/WATER) SOIL Lab Sample ID: J1878-11B

Sample wt/vol: 5.20 (g/mL) G Lab File ID: V1L7099.D

Level: (TRACE/LOW/MED) LOW Date Received: 09/29/2010

% Moisture: not dec. 13 Date Analyzed: 10/05/2010

GC Column: DB-624 ID: 0.25 (mm) Dilution Factor: 1.0

Soil Extract Volume: (uL) Soil Aliquot Volume: (uL)

Purge Volume: 10.0 (mL)

CAS NO.	COMPOUND	CONCENTRATION UNITS: (ug/L or ug/Kg) µG/KG	Q
1330-20-7	Xylene (Total)	5.5	U
100-42-5	Styrene	5.5	U
75-25-2	Bromoform	5.5	U
98-82-8	Isopropylbenzene	5.5	U
79-34-5	1,1,2,2-Tetrachloroethane	5.5	U
103-65-1	n-Propylbenzene	5.5	U
108-67-8	1,3,5-Trimethylbenzene	5.5	U
98-06-6	tert-Butylbenzene	5.5	U
95-63-6	1,2,4-Trimethylbenzene	5.5	U
135-98-8	sec-Butylbenzene	5.5	U
99-87-6	4-Isopropyltoluene	5.5	U
541-73-1	1,3-Dichlorobenzene	5.5	U
106-46-7	1,4-Dichlorobenzene	5.5	U
104-51-8	n-Butylbenzene	5.5	U
95-50-1	1,2-Dichlorobenzene	5.5	U
91-20-3	Naphthalene	5.5	U
110-75-8	2-Chloroethyl vinyl ether	5.5	U

1J - FORM I VOA-TIC

VOLATILE ORGANICS ANALYSIS DATA SHEET

TENTATIVELY IDENTIFIED COMPOUNDS

EPA SAMPLE NO.

690-SB-103
(7.1'-7.4')-O

Lab Name: MITKEM LABORATORIES Contract:

Lab Code: MITKEM Case No.: J1878 Mod. Ref No.: SDG No.: SJ1878

Matrix: (SOIL/SED/WATER) SOIL Lab Sample ID: J1878-11B

Sample wt/vol: 5.20 (g/mL) G Lab File ID: V1L7099.D

Level: (TRACE or LOW/MED) LOW Date Received: 09/29/2010

% Moisture: not dec. 13 Date Analyzed: 10/05/2010

GC Column: DB-624 ID: 0.25 (mm) Dilution Factor: 1.0

Soil Extract Volume: (uL) Soil Aliquot Volume: (uL)

CONCENTRATION UNITS: (ug/L or ug/Kg) µG/KG Purge Volume: 10.0 (mL)

CAS NUMBER	COMPOUND NAME	RT	EST. CONC.	Q
E966796[1]	Total Alkanes	N/A		

[1]EPA-designated Registry Number.

1A - FORM I VOA-1

VOLATILE ORGANICS ANALYSIS DATA SHEET

EPA SAMPLE NO.

690-SB-33
(0.6'-1.6')-O

Lab Name: MITKEM LABORATORIES Contract:

Lab Code: MITKEM Case No.: J1878 Mod. Ref No.: SDG No.: SJ1878

Matrix: (SOIL/SED/WATER) SOIL Lab Sample ID: J1878-13B

Sample wt/vol: 5.10 (g/mL) G Lab File ID: V1L7100.D

Level: (TRACE/LOW/MED) LOW Date Received: 09/29/2010

% Moisture: not dec. 15 Date Analyzed: 10/05/2010

GC Column: DB-624 ID: 0.25 (mm) Dilution Factor: 1.0

Soil Extract Volume: (uL) Soil Aliquot Volume: (uL)

Purge Volume: 10.0 (mL)

CAS NO.	COMPOUND	CONCENTRATION UNITS: (ug/L or ug/Kg) µG/KG	Q
74-87-3	Chloromethane	5.8	U
75-01-4	Vinyl chloride	5.8	U
74-83-9	Bromomethane	5.8	U
75-00-3	Chloroethane	5.8	U
75-69-4	Trichlorofluoromethane	5.8	U
75-35-4	1,1-Dichloroethene	5.8	U
67-64-1	Acetone	5.8	U
75-15-0	Carbon disulfide	5.8	U
75-09-2	Methylene chloride	5.8	U
156-60-5	trans-1,2-Dichloroethene	5.8	U
1634-04-4	Methyl tert-butyl ether	5.8	U
75-34-3	1,1-Dichloroethane	5.8	U
108-05-4	Vinyl acetate	5.8	U
78-93-3	2-Butanone	5.8	U
156-59-2	cis-1,2-Dichloroethene	5.8	U
67-66-3	Chloroform	5.8	U
71-55-6	1,1,1-Trichloroethane	5.8	U
56-23-5	Carbon tetrachloride	5.8	U
107-06-2	1,2-Dichloroethane	5.8	U
71-43-2	Benzene	5.8	U
79-01-6	Trichloroethene	5.8	U
78-87-5	1,2-Dichloropropane	5.8	U
75-27-4	Bromodichloromethane	5.8	U
10061-01-5	cis-1,3-Dichloropropene	5.8	U
108-10-1	4-Methyl-2-pentanone	5.8	U
108-88-3	Toluene	5.8	U
10061-02-6	trans-1,3-Dichloropropene	5.8	U
79-00-5	1,1,2-Trichloroethane	5.8	U
127-18-4	Tetrachloroethene	5.8	U
591-78-6	2-Hexanone	5.8	U
124-48-1	Dibromochloromethane	5.8	U
108-90-7	Chlorobenzene	5.8	U
100-41-4	Ethylbenzene	5.8	U
1330-20-7	m,p-Xylene	5.8	U
95-47-6	o-Xylene	5.8	U

1B - FORM I VOA-2

VOLATILE ORGANICS ANALYSIS DATA SHEET

EPA SAMPLE NO.

690-SB-33
(0.6'-1.6')-O

Lab Name: MITKEM LABORATORIES Contract:

Lab Code: MITKEM Case No.: J1878 Mod. Ref No.: SDG No.: SJ1878

Matrix: (SOIL/SED/WATER) SOIL Lab Sample ID: J1878-13B

Sample wt/vol: 5.10 (g/mL) G Lab File ID: V1L7100.D

Level: (TRACE/LOW/MED) LOW Date Received: 09/29/2010

% Moisture: not dec. 15 Date Analyzed: 10/05/2010

GC Column: DB-624 ID: 0.25 (mm) Dilution Factor: 1.0

Soil Extract Volume: (uL) Soil Aliquot Volume: (uL)

Purge Volume: 10.0 (mL)

CAS NO.	COMPOUND	CONCENTRATION UNITS: (ug/L or ug/Kg) µG/KG	Q
1330-20-7	Xylene (Total)	5.8	U
100-42-5	Styrene	5.8	U
75-25-2	Bromoform	5.8	U
98-82-8	Isopropylbenzene	5.8	U
79-34-5	1,1,2,2-Tetrachloroethane	5.8	U
103-65-1	n-Propylbenzene	5.8	U
108-67-8	1,3,5-Trimethylbenzene	5.8	U
98-06-6	tert-Butylbenzene	5.8	U
95-63-6	1,2,4-Trimethylbenzene	5.8	U
135-98-8	sec-Butylbenzene	5.8	U
99-87-6	4-Isopropyltoluene	5.8	U
541-73-1	1,3-Dichlorobenzene	5.8	U
106-46-7	1,4-Dichlorobenzene	5.8	U
104-51-8	n-Butylbenzene	5.8	U
95-50-1	1,2-Dichlorobenzene	5.8	U
91-20-3	Naphthalene	5.8	U
110-75-8	2-Chloroethyl vinyl ether	5.8	U

1J - FORM I VOA-TIC

VOLATILE ORGANICS ANALYSIS DATA SHEET

TENTATIVELY IDENTIFIED COMPOUNDS

EPA SAMPLE NO.

690-SB-33
(0.6'-1.6')-O

Lab Name: MITKEM LABORATORIES Contract:

Lab Code: MITKEM Case No.: J1878 Mod. Ref No.: SDG No.: SJ1878

Matrix: (SOIL/SED/WATER) SOIL Lab Sample ID: J1878-13B

Sample wt/vol: 5.10 (g/mL) G Lab File ID: V1L7100.D

Level: (TRACE or LOW/MED) LOW Date Received: 09/29/2010

% Moisture: not dec. 15 Date Analyzed: 10/05/2010

GC Column: DB-624 ID: 0.25 (mm) Dilution Factor: 1.0

Soil Extract Volume: (uL) Soil Aliquot Volume: (uL)

CONCENTRATION UNITS: (ug/L or ug/Kg) µG/KG Purge Volume: 10.0 (mL)

CAS NUMBER	COMPOUND NAME	RT	EST. CONC.	Q
E96679[1]	Total Alkanes	N/A		

[1]EPA-designated Registry Number.

1A - FORM I VOA-1

VOLATILE ORGANICS ANALYSIS DATA SHEET

EPA SAMPLE NO.

690-SB-37
(0.7'-1.9')-O

Lab Name: MITKEM LABORATORIES Contract:

Lab Code: MITKEM Case No.: J1878 Mod. Ref No.: SDG No.: SJ1878

Matrix: (SOIL/SED/WATER) SOIL Lab Sample ID: J1878-14B

Sample wt/vol: 5.30 (g/mL) G Lab File ID: V1L7101.D

Level: (TRACE/LOW/MED) LOW Date Received: 09/29/2010

% Moisture: not dec. 13 Date Analyzed: 10/05/2010

GC Column: DB-624 ID: 0.25 (mm) Dilution Factor: 1.0

Soil Extract Volume: (uL) Soil Aliquot Volume: (uL)

Purge Volume: 10.0 (mL)

CAS NO.	COMPOUND	CONCENTRATION UNITS: (ug/L or ug/Kg) µG/KG	Q
74-87-3	Chloromethane	5.4	U
75-01-4	Vinyl chloride	5.4	U
74-83-9	Bromomethane	5.4	U
75-00-3	Chloroethane	5.4	U
75-69-4	Trichlorofluoromethane	5.4	U
75-35-4	1,1-Dichloroethene	5.4	U
67-64-1	Acetone	3.3	J
75-15-0	Carbon disulfide	5.4	U
75-09-2	Methylene chloride	5.4	U
156-60-5	trans-1,2-Dichloroethene	5.4	U
1634-04-4	Methyl tert-butyl ether	5.4	U
75-34-3	1,1-Dichloroethane	5.4	U
108-05-4	Vinyl acetate	5.4	U
78-93-3	2-Butanone	5.4	U
156-59-2	cis-1,2-Dichloroethene	5.4	U
67-66-3	Chloroform	5.4	U
71-55-6	1,1,1-Trichloroethane	5.4	U
56-23-5	Carbon tetrachloride	5.4	U
107-06-2	1,2-Dichloroethane	5.4	U
71-43-2	Benzene	5.4	U
79-01-6	Trichloroethene	5.4	U
78-87-5	1,2-Dichloropropane	5.4	U
75-27-4	Bromodichloromethane	5.4	U
10061-01-5	cis-1,3-Dichloropropene	5.4	U
108-10-1	4-Methyl-2-pentanone	5.4	U
108-88-3	Toluene	5.4	U
10061-02-6	trans-1,3-Dichloropropene	5.4	U
79-00-5	1,1,2-Trichloroethane	5.4	U
127-18-4	Tetrachloroethene	5.4	U
591-78-6	2-Hexanone	5.4	U
124-48-1	Dibromochloromethane	5.4	U
108-90-7	Chlorobenzene	5.4	U
100-41-4	Ethylbenzene	5.4	U
1330-20-7	m,p-Xylene	5.4	U
95-47-6	o-Xylene	5.4	U

1B - FORM I VOA-2

VOLATILE ORGANICS ANALYSIS DATA SHEET

EPA SAMPLE NO.

690-SB-37
(0.7'-1.9')-O

Lab Name: MITKEM LABORATORIES Contract:

Lab Code: MITKEM Case No.: J1878 Mod. Ref No.: SDG No.: SJ1878

Matrix: (SOIL/SED/WATER) SOIL Lab Sample ID: J1878-14B

Sample wt/vol: 5.30 (g/mL) G Lab File ID: V1L7101.D

Level: (TRACE/LOW/MED) LOW Date Received: 09/29/2010

% Moisture: not dec. 13 Date Analyzed: 10/05/2010

GC Column: DB-624 ID: 0.25 (mm) Dilution Factor: 1.0

Soil Extract Volume: (uL) Soil Aliquot Volume: (uL)

Purge Volume: 10.0 (mL)

CAS NO.	COMPOUND	CONCENTRATION UNITS: (ug/L or ug/Kg) µG/KG	Q
1330-20-7	Xylene (Total)	5.4	U
100-42-5	Styrene	5.4	U
75-25-2	Bromoform	5.4	U
98-82-8	Isopropylbenzene	5.4	U
79-34-5	1,1,2,2-Tetrachloroethane	5.4	U
103-65-1	n-Propylbenzene	5.4	U
108-67-8	1,3,5-Trimethylbenzene	5.4	U
98-06-6	tert-Butylbenzene	5.4	U
95-63-6	1,2,4-Trimethylbenzene	5.4	U
135-98-8	sec-Butylbenzene	5.4	U
99-87-6	4-Isopropyltoluene	5.4	U
541-73-1	1,3-Dichlorobenzene	5.4	U
106-46-7	1,4-Dichlorobenzene	5.4	U
104-51-8	n-Butylbenzene	5.4	U
95-50-1	1,2-Dichlorobenzene	5.4	U
91-20-3	Naphthalene	5.4	U
110-75-8	2-Chloroethyl vinyl ether	5.4	U

1J - FORM I VOA-TIC

VOLATILE ORGANICS ANALYSIS DATA SHEET

TENTATIVELY IDENTIFIED COMPOUNDS

EPA SAMPLE NO.

690-SB-37
(0.7'-1.9')-O

Lab Name: MITKEM LABORATORIES Contract:

Lab Code: MITKEM Case No.: J1878 Mod. Ref No.: SDG No.: SJ1878

Matrix: (SOIL/SED/WATER) SOIL Lab Sample ID: J1878-14B

Sample wt/vol: 5.30 (g/mL) G Lab File ID: V1L7101.D

Level: (TRACE or LOW/MED) LOW Date Received: 09/29/2010

% Moisture: not dec. 13 Date Analyzed: 10/05/2010

GC Column: DB-624 ID: 0.25 (mm) Dilution Factor: 1.0

Soil Extract Volume: (uL) Soil Aliquot Volume: (uL)

CONCENTRATION UNITS: (ug/L or ug/Kg) µG/KG Purge Volume: 10.0 (mL)

CAS NUMBER	COMPOUND NAME	RT	EST. CONC.	Q
E96679€[1]	Total Alkanes	N/A		

[1] EPA-designated Registry Number.

1A - FORM I VOA-1

VOLATILE ORGANICS ANALYSIS DATA SHEET

EPA SAMPLE NO.

690-SB-39
(0.5'-1.0')-O

Lab Name: MITKEM LABORATORIES Contract:

Lab Code: MITKEM Case No.: J1878 Mod. Ref No.: SDG No.: SJ1878

Matrix: (SOIL/SED/WATER) SOIL Lab Sample ID: J1878-15B

Sample wt/vol: 5.10 (g/mL) G Lab File ID: V1L7102.D

Level: (TRACE/LOW/MED) LOW Date Received: 09/29/2010

% Moisture: not dec. 12 Date Analyzed: 10/06/2010

GC Column: DB-624 ID: 0.25 (mm) Dilution Factor: 1.0

Soil Extract Volume: (uL) Soil Aliquot Volume: (uL)

Purge Volume: 10.0 (mL)

CAS NO.	COMPOUND	CONCENTRATION UNITS: (ug/L or ug/Kg) µG/KG	Q
74-87-3	Chloromethane	5.6	U
75-01-4	Vinyl chloride	5.6	U
74-83-9	Bromomethane	5.6	U
75-00-3	Chloroethane	5.6	U
75-69-4	Trichlorofluoromethane	5.6	U
75-35-4	1,1-Dichloroethene	5.6	U
67-64-1	Acetone	3.1	J
75-15-0	Carbon disulfide	5.6	U
75-09-2	Methylene chloride	5.6	U
156-60-5	trans-1,2-Dichloroethene	5.6	U
1634-04-4	Methyl tert-butyl ether	5.6	U
75-34-3	1,1-Dichloroethane	5.6	U
108-05-4	Vinyl acetate	5.6	U
78-93-3	2-Butanone	5.6	U
156-59-2	cis-1,2-Dichloroethene	5.6	U
67-66-3	Chloroform	5.6	U
71-55-6	1,1,1-Trichloroethane	5.6	U
56-23-5	Carbon tetrachloride	5.6	U
107-06-2	1,2-Dichloroethane	5.6	U
71-43-2	Benzene	5.6	U
79-01-6	Trichloroethene	5.6	U
78-87-5	1,2-Dichloropropane	5.6	U
75-27-4	Bromodichloromethane	5.6	U
10061-01-5	cis-1,3-Dichloropropene	5.6	U
108-10-1	4-Methyl-2-pentanone	5.6	U
108-88-3	Toluene	5.6	U
10061-02-6	trans-1,3-Dichloropropene	5.6	U
79-00-5	1,1,2-Trichloroethane	5.6	U
127-18-4	Tetrachloroethene	5.6	U
591-78-6	2-Hexanone	5.6	U
124-48-1	Dibromochloromethane	5.6	U
108-90-7	Chlorobenzene	5.6	U
100-41-4	Ethylbenzene	5.6	U
1330-20-7	m,p-Xylene	5.6	U
95-47-6	o-Xylene	5.6	U

1B - FORM I VOA-2

VOLATILE ORGANICS ANALYSIS DATA SHEET

EPA SAMPLE NO.

690-SB-39
(0.5'-1.0')-O

Lab Name: MITKEM LABORATORIES Contract:

Lab Code: MITKEM Case No.: J1878 Mod. Ref No.: SDG No.: SJ1878

Matrix: (SOIL/SED/WATER) SOIL Lab Sample ID: J1878-15B

Sample wt/vol: 5.10 (g/mL) G Lab File ID: V1L7102.D

Level: (TRACE/LOW/MED) LOW Date Received: 09/29/2010

% Moisture: not dec. 12 Date Analyzed: 10/06/2010

GC Column: DB-624 ID: 0.25 (mm) Dilution Factor: 1.0

Soil Extract Volume: (uL) Soil Aliquot Volume: (uL)

Purge Volume: 10.0 (mL)

CAS NO.	COMPOUND	CONCENTRATION UNITS: (ug/L or ug/Kg) µG/KG	Q
1330-20-7	Xylene (Total)	5.6	U
100-42-5	Styrene	5.6	U
75-25-2	Bromoform	5.6	U
98-82-8	Isopropylbenzene	5.6	U
79-34-5	1,1,2,2-Tetrachloroethane	5.6	U
103-65-1	n-Propylbenzene	5.6	U
108-67-8	1,3,5-Trimethylbenzene	5.6	U
98-06-6	tert-Butylbenzene	5.6	U
95-63-6	1,2,4-Trimethylbenzene	5.6	U
135-98-8	sec-Butylbenzene	5.6	U
99-87-6	4-Isopropyltoluene	5.6	U
541-73-1	1,3-Dichlorobenzene	5.6	U
106-46-7	1,4-Dichlorobenzene	5.6	U
104-51-8	n-Butylbenzene	5.6	U
95-50-1	1,2-Dichlorobenzene	5.6	U
91-20-3	Naphthalene	5.6	U
110-75-8	2-Chloroethyl vinyl ether	5.6	U

1J - FORM I VOA-TIC

VOLATILE ORGANICS ANALYSIS DATA SHEET

TENTATIVELY IDENTIFIED COMPOUNDS

EPA SAMPLE NO.

690-SB-39
(0.5'-1.0')-O

Lab Name: MITKEM LABORATORIES Contract:

Lab Code: MITKEM Case No.: J1878 Mod. Ref No.: SDG No.: SJ1878

Matrix: (SOIL/SED/WATER) SOIL Lab Sample ID: J1878-15B

Sample wt/vol: 5.10 (g/mL) G Lab File ID: V1L7102.D

Level: (TRACE or LOW/MED) LOW Date Received: 09/29/2010

% Moisture: not dec. 12 Date Analyzed: 10/06/2010

GC Column: DB-624 ID: 0.25 (mm) Dilution Factor: 1.0

Soil Extract Volume: (uL) Soil Aliquot Volume: (uL)

CONCENTRATION UNITS: (ug/L or ug/Kg) µG/KG Purge Volume: 10.0 (mL)

CAS NUMBER	COMPOUND NAME	RT	EST. CONC.	Q
E96679[1]	Total Alkanes	N/A		

[1]EPA-designated Registry Number.

1A - FORM I VOA-1

VOLATILE ORGANICS ANALYSIS DATA SHEET

EPA SAMPLE NO.

690-SB-40
(0.5'-2.0')-O

Lab Name: MITKEM LABORATORIES Contract:

Lab Code: MITKEM Case No.: J1878 Mod. Ref No.: SDG No.: SJ1878

Matrix: (SOIL/SED/WATER) SOIL Lab Sample ID: J1878-16B

Sample wt/vol: 5.60 (g/mL) G Lab File ID: V1L7103.D

Level: (TRACE/LOW/MED) LOW Date Received: 09/29/2010

% Moisture: not dec. 16 Date Analyzed: 10/06/2010

GC Column: DB-624 ID: 0.25 (mm) Dilution Factor: 1.0

Soil Extract Volume: (uL) Soil Aliquot Volume: (uL)

Purge Volume: 10.0 (mL)

CAS NO.	COMPOUND	CONCENTRATION UNITS: (ug/L or ug/Kg) µG/KG	Q
74-87-3	Chloromethane	5.3	U
75-01-4	Vinyl chloride	5.3	U
74-83-9	Bromomethane	5.3	U
75-00-3	Chloroethane	5.3	U
75-69-4	Trichlorofluoromethane	5.3	U
75-35-4	1,1-Dichloroethene	5.3	U
67-64-1	Acetone	5.3	U
75-15-0	Carbon disulfide	5.3	U
75-09-2	Methylene chloride	5.3	U
156-60-5	trans-1,2-Dichloroethene	5.3	U
1634-04-4	Methyl tert-butyl ether	5.3	U
75-34-3	1,1-Dichloroethane	5.3	U
108-05-4	Vinyl acetate	5.3	U
78-93-3	2-Butanone	5.3	U
156-59-2	cis-1,2-Dichloroethene	5.3	U
67-66-3	Chloroform	5.3	U
71-55-6	1,1,1-Trichloroethane	5.3	U
56-23-5	Carbon tetrachloride	5.3	U
107-06-2	1,2-Dichloroethane	5.3	U
71-43-2	Benzene	5.3	U
79-01-6	Trichloroethene	5.3	U
78-87-5	1,2-Dichloropropane	5.3	U
75-27-4	Bromodichloromethane	5.3	U
10061-01-5	cis-1,3-Dichloropropene	5.3	U
108-10-1	4-Methyl-2-pentanone	5.3	U
108-88-3	Toluene	5.3	U
10061-02-6	trans-1,3-Dichloropropene	5.3	U
79-00-5	1,1,2-Trichloroethane	5.3	U
127-18-4	Tetrachloroethene	5.3	U
591-78-6	2-Hexanone	5.3	U
124-48-1	Dibromochloromethane	5.3	U
108-90-7	Chlorobenzene	5.3	U
100-41-4	Ethylbenzene	5.3	U
1330-20-7	m,p-Xylene	5.3	U
95-47-6	o-Xylene	5.3	U

1B - FORM I VOA-2

VOLATILE ORGANICS ANALYSIS DATA SHEET

EPA SAMPLE NO.

690-SB-40
(0.5'-2.0')-O

Lab Name: MITKEM LABORATORIES Contract:

Lab Code: MITKEM Case No.: J1878 Mod. Ref No.: SDG No.: SJ1878

Matrix: (SOIL/SED/WATER) SOIL Lab Sample ID: J1878-16B

Sample wt/vol: 5.60 (g/mL) G Lab File ID: V1L7103.D

Level: (TRACE/LOW/MED) LOW Date Received: 09/29/2010

% Moisture: not dec. 16 Date Analyzed: 10/06/2010

GC Column: DB-624 ID: 0.25 (mm) Dilution Factor: 1.0

Soil Extract Volume: (uL) Soil Aliquot Volume: (uL)

Purge Volume: 10.0 (mL)

CAS NO.	COMPOUND	CONCENTRATION UNITS: (ug/L or ug/Kg) µG/KG	Q
1330-20-7	Xylene (Total)	5.3	U
100-42-5	Styrene	5.3	U
75-25-2	Bromoform	5.3	U
98-82-8	Isopropylbenzene	5.3	U
79-34-5	1,1,2,2-Tetrachloroethane	5.3	U
103-65-1	n-Propylbenzene	5.3	U
108-67-8	1,3,5-Trimethylbenzene	5.3	U
98-06-6	tert-Butylbenzene	5.3	U
95-63-6	1,2,4-Trimethylbenzene	5.3	U
135-98-8	sec-Butylbenzene	5.3	U
99-87-6	4-Isopropyltoluene	5.3	U
541-73-1	1,3-Dichlorobenzene	5.3	U
106-46-7	1,4-Dichlorobenzene	5.3	U
104-51-8	n-Butylbenzene	5.3	U
95-50-1	1,2-Dichlorobenzene	5.3	U
91-20-3	Naphthalene	5.3	U
110-75-8	2-Chloroethyl vinyl ether	5.3	U

1J - FORM I VOA-TIC

VOLATILE ORGANICS ANALYSIS DATA SHEET

TENTATIVELY IDENTIFIED COMPOUNDS

EPA SAMPLE NO.

690-SB-40
(0.5'-2.0')-O

Lab Name: MITKEM LABORATORIES Contract:

Lab Code: MITKEM Case No.: J1878 Mod. Ref No.: SDG No.: SJ1878

Matrix: (SOIL/SED/WATER) SOIL Lab Sample ID: J1878-16B

Sample wt/vol: 5.60 (g/mL) G Lab File ID: V1L7103.D

Level: (TRACE or LOW/MED) LOW Date Received: 09/29/2010

% Moisture: not dec. 16 Date Analyzed: 10/06/2010

GC Column: DB-624 ID: 0.25 (mm) Dilution Factor: 1.0

Soil Extract Volume: (uL) Soil Aliquot Volume: (uL)

CONCENTRATION UNITS: (ug/L or ug/Kg) µG/KG Purge Volume: 10.0 (mL)

CAS NUMBER	COMPOUND NAME	RT	EST. CONC.	Q
E96679[1]	Total Alkanes	N/A		

[1]EPA-designated Registry Number.

1A - FORM I VOA-1

VOLATILE ORGANICS ANALYSIS DATA SHEET

EPA SAMPLE NO.

690-SB-41
(0.6'-2.3')-O

Lab Name: MITKEM LABORATORIES Contract:

Lab Code: MITKEM Case No.: J1878 Mod. Ref No.: SDG No.: SJ1878

Matrix: (SOIL/SED/WATER) SOIL Lab Sample ID: J1878-17B

Sample wt/vol: 5.10 (g/mL) G Lab File ID: V1L7104.D

Level: (TRACE/LOW/MED) LOW Date Received: 09/29/2010

% Moisture: not dec. 13 Date Analyzed: 10/06/2010

GC Column: DB-624 ID: 0.25 (mm) Dilution Factor: 1.0

Soil Extract Volume: (uL) Soil Aliquot Volume: (uL)

Purge Volume: 10.0 (mL)

CAS NO.	COMPOUND	CONCENTRATION UNITS: (ug/L or ug/Kg) µG/KG	Q
74-87-3	Chloromethane	5.6	U
75-01-4	Vinyl chloride	5.6	U
74-83-9	Bromomethane	5.6	U
75-00-3	Chloroethane	5.6	U
75-69-4	Trichlorofluoromethane	5.6	U
75-35-4	1,1-Dichloroethene	5.6	U
67-64-1	Acetone	5.6	U
75-15-0	Carbon disulfide	5.6	U
75-09-2	Methylene chloride	5.6	U
156-60-5	trans-1,2-Dichloroethene	5.6	U
1634-04-4	Methyl tert-butyl ether	5.6	U
75-34-3	1,1-Dichloroethane	5.6	U
108-05-4	Vinyl acetate	5.6	U
78-93-3	2-Butanone	5.6	U
156-59-2	cis-1,2-Dichloroethene	5.6	U
67-66-3	Chloroform	5.6	U
71-55-6	1,1,1-Trichloroethane	5.6	U
56-23-5	Carbon tetrachloride	5.6	U
107-06-2	1,2-Dichloroethane	5.6	U
71-43-2	Benzene	5.6	U
79-01-6	Trichloroethene	5.6	U
78-87-5	1,2-Dichloropropane	5.6	U
75-27-4	Bromodichloromethane	5.6	U
10061-01-5	cis-1,3-Dichloropropene	5.6	U
108-10-1	4-Methyl-2-pentanone	5.6	U
108-88-3	Toluene	5.6	U
10061-02-6	trans-1,3-Dichloropropene	5.6	U
79-00-5	1,1,2-Trichloroethane	5.6	U
127-18-4	Tetrachloroethene	5.6	U
591-78-6	2-Hexanone	5.6	U
124-48-1	Dibromochloromethane	5.6	U
108-90-7	Chlorobenzene	5.6	U
100-41-4	Ethylbenzene	5.6	U
1330-20-7	m,p-Xylene	5.6	U
95-47-6	o-Xylene	5.6	U

1B - FORM I VOA-2

VOLATILE ORGANICS ANALYSIS DATA SHEET

EPA SAMPLE NO.

690-SB-41
(0.6'-2.3')-O

Lab Name: MITKEM LABORATORIES Contract:

Lab Code: MITKEM Case No.: J1878 Mod. Ref No.: SDG No.: SJ1878

Matrix: (SOIL/SED/WATER) SOIL Lab Sample ID: J1878-17B

Sample wt/vol: 5.10 (g/mL) G Lab File ID: V1L7104.D

Level: (TRACE/LOW/MED) LOW Date Received: 09/29/2010

% Moisture: not dec. 13 Date Analyzed: 10/06/2010

GC Column: DB-624 ID: 0.25 (mm) Dilution Factor: 1.0

Soil Extract Volume: (uL) Soil Aliquot Volume: (uL)

Purge Volume: 10.0 (mL)

CAS NO.	COMPOUND	CONCENTRATION UNITS: (ug/L or ug/Kg) µG/KG	Q
1330-20-7	Xylene (Total)	5.6	U
100-42-5	Styrene	5.6	U
75-25-2	Bromoform	5.6	U
98-82-8	Isopropylbenzene	5.6	U
79-34-5	1,1,2,2-Tetrachloroethane	5.6	U
103-65-1	n-Propylbenzene	5.6	U
108-67-8	1,3,5-Trimethylbenzene	5.6	U
98-06-6	tert-Butylbenzene	5.6	U
95-63-6	1,2,4-Trimethylbenzene	5.6	U
135-98-8	sec-Butylbenzene	5.6	U
99-87-6	4-Isopropyltoluene	5.6	U
541-73-1	1,3-Dichlorobenzene	5.6	U
106-46-7	1,4-Dichlorobenzene	5.6	U
104-51-8	n-Butylbenzene	5.6	U
95-50-1	1,2-Dichlorobenzene	5.6	U
91-20-3	Naphthalene	5.6	U
110-75-8	2-Chloroethyl vinyl ether	5.6	U

1J - FORM I VOA-TIC

VOLATILE ORGANICS ANALYSIS DATA SHEET

TENTATIVELY IDENTIFIED COMPOUNDS

EPA SAMPLE NO.

690-SB-41
(0.6'-2.3')-O

Lab Name: MITKEM LABORATORIES Contract:

Lab Code: MITKEM Case No.: J1878 Mod. Ref No.: SDG No.: SJ1878

Matrix: (SOIL/SED/WATER) SOIL Lab Sample ID: J1878-17B

Sample wt/vol: 5.10 (g/mL) G Lab File ID: V1L7104.D

Level: (TRACE or LOW/MED) LOW Date Received: 09/29/2010

% Moisture: not dec. 13 Date Analyzed: 10/06/2010

GC Column: DB-624 ID: 0.25 (mm) Dilution Factor: 1.0

Soil Extract Volume: (uL) Soil Aliquot Volume: (uL)

CONCENTRATION UNITS: (ug/L or ug/Kg) µG/KG Purge Volume: 10.0 (mL)

CAS NUMBER	COMPOUND NAME	RT	EST. CONC.	Q
E96679€ [1]	Total Alkanes	N/A		

[1] EPA-designated Registry Number.

1A - FORM I VOA-1

VOLATILE ORGANICS ANALYSIS DATA SHEET

EPA SAMPLE NO.

690-SB-48
(0.6'-3.4')-O

Lab Name: MITKEM LABORATORIES Contract:

Lab Code: MITKEM Case No.: J1878 Mod. Ref No.: SDG No.: SJ1878

Matrix: (SOIL/SED/WATER) SOIL Lab Sample ID: J1878-18B

Sample wt/vol: 5.30 (g/mL) G Lab File ID: V1L7105.D

Level: (TRACE/LOW/MED) LOW Date Received: 09/29/2010

% Moisture: not dec. 9.0 Date Analyzed: 10/06/2010

GC Column: DB-624 ID: 0.25 (mm) Dilution Factor: 1.0

Soil Extract Volume: (uL) Soil Aliquot Volume: (uL)

Purge Volume: 10.0 (mL)

CAS NO.	COMPOUND	CONCENTRATION UNITS: (ug/L or ug/Kg) µG/KG	Q
74-87-3	Chloromethane	5.2	U
75-01-4	Vinyl chloride	5.2	U
74-83-9	Bromomethane	5.2	U
75-00-3	Chloroethane	5.2	U
75-69-4	Trichlorofluoromethane	5.2	U
75-35-4	1,1-Dichloroethene	5.2	U
67-64-1	Acetone	5.2	U
75-15-0	Carbon disulfide	5.2	U
75-09-2	Methylene chloride	5.2	U
156-60-5	trans-1,2-Dichloroethene	5.2	U
1634-04-4	Methyl tert-butyl ether	5.2	U
75-34-3	1,1-Dichloroethane	5.2	U
108-05-4	Vinyl acetate	5.2	U
78-93-3	2-Butanone	5.2	U
156-59-2	cis-1,2-Dichloroethene	5.2	U
67-66-3	Chloroform	5.2	U
71-55-6	1,1,1-Trichloroethane	5.2	U
56-23-5	Carbon tetrachloride	5.2	U
107-06-2	1,2-Dichloroethane	5.2	U
71-43-2	Benzene	5.2	U
79-01-6	Trichloroethene	5.2	U
78-87-5	1,2-Dichloropropane	5.2	U
75-27-4	Bromodichloromethane	5.2	U
10061-01-5	cis-1,3-Dichloropropene	5.2	U
108-10-1	4-Methyl-2-pentanone	5.2	U
108-88-3	Toluene	5.2	U
10061-02-6	trans-1,3-Dichloropropene	5.2	U
79-00-5	1,1,2-Trichloroethane	5.2	U
127-18-4	Tetrachloroethene	5.2	U
591-78-6	2-Hexanone	5.2	U
124-48-1	Dibromochloromethane	5.2	U
108-90-7	Chlorobenzene	5.2	U
100-41-4	Ethylbenzene	5.2	U
1330-20-7	m,p-Xylene	5.2	U
95-47-6	o-Xylene	5.2	U

1B - FORM I VOA-2

VOLATILE ORGANICS ANALYSIS DATA SHEET

EPA SAMPLE NO.

690-SB-48
(0.6'-3.4')-O

Lab Name: MITKEM LABORATORIES Contract:

Lab Code: MITKEM Case No.: J1878 Mod. Ref No.: SDG No.: SJ1878

Matrix: (SOIL/SED/WATER) SOIL Lab Sample ID: J1878-18B

Sample wt/vol: 5.30 (g/mL) G Lab File ID: V1L7105.D

Level: (TRACE/LOW/MED) LOW Date Received: 09/29/2010

% Moisture: not dec. 9.0 Date Analyzed: 10/06/2010

GC Column: DB-624 ID: 0.25 (mm) Dilution Factor: 1.0

Soil Extract Volume: (uL) Soil Aliquot Volume: (uL)

Purge Volume: 10.0 (mL)

CAS NO.	COMPOUND	CONCENTRATION UNITS: (ug/L or ug/Kg) µG/KG	Q
1330-20-7	Xylene (Total)	5.2	U
100-42-5	Styrene	5.2	U
75-25-2	Bromoform	5.2	U
98-82-8	Isopropylbenzene	5.2	U
79-34-5	1,1,2,2-Tetrachloroethane	5.2	U
103-65-1	n-Propylbenzene	5.2	U
108-67-8	1,3,5-Trimethylbenzene	5.2	U
98-06-6	tert-Butylbenzene	5.2	U
95-63-6	1,2,4-Trimethylbenzene	5.2	U
135-98-8	sec-Butylbenzene	5.2	U
99-87-6	4-Isopropyltoluene	5.2	U
541-73-1	1,3-Dichlorobenzene	5.2	U
106-46-7	1,4-Dichlorobenzene	5.2	U
104-51-8	n-Butylbenzene	5.2	U
95-50-1	1,2-Dichlorobenzene	5.2	U
91-20-3	Naphthalene	5.2	U
110-75-8	2-Chloroethyl vinyl ether	5.2	U

1J - FORM I VOA-TIC

VOLATILE ORGANICS ANALYSIS DATA SHEET

TENTATIVELY IDENTIFIED COMPOUNDS

EPA SAMPLE NO.

690-SB-48
(0.6'-3.4')-O

Lab Name: MITKEM LABORATORIES Contract:

Lab Code: MITKEM Case No.: J1878 Mod. Ref No.: SDG No.: SJ1878

Matrix: (SOIL/SED/WATER) SOIL Lab Sample ID: J1878-18B

Sample wt/vol: 5.30 (g/mL) G Lab File ID: V1L7105.D

Level: (TRACE or LOW/MED) LOW Date Received: 09/29/2010

% Moisture: not dec. 9.0 Date Analyzed: 10/06/2010

GC Column: DB-624 ID: 0.25 (mm) Dilution Factor: 1.0

Soil Extract Volume: (uL) Soil Aliquot Volume: (uL)

CONCENTRATION UNITS: (ug/L or ug/Kg) µG/KG Purge Volume: 10.0 (mL)

CAS NUMBER	COMPOUND NAME	RT	EST. CONC.	Q
E966796[1]	Total Alkanes	N/A		

[1]EPA-designated Registry Number.

1A - FORM I VOA-1

VOLATILE ORGANICS ANALYSIS DATA SHEET

EPA SAMPLE NO.

690-SB-50
(0.6'-3.5')-O

Lab Name: MITKEM LABORATORIES Contract:

Lab Code: MITKEM Case No.: J1878 Mod. Ref No.: SDG No.: SJ1878

Matrix: (SOIL/SED/WATER) SOIL Lab Sample ID: J1878-19B

Sample wt/vol: 5.30 (g/mL) G Lab File ID: V1L7106.D

Level: (TRACE/LOW/MED) LOW Date Received: 09/29/2010

% Moisture: not dec. 19 Date Analyzed: 10/06/2010

GC Column: DB-624 ID: 0.25 (mm) Dilution Factor: 1.0

Soil Extract Volume: (uL) Soil Aliquot Volume: (uL)

Purge Volume: 10.0 (mL)

CAS NO.	COMPOUND	CONCENTRATION UNITS: (ug/L or ug/Kg) µG/KG	Q
74-87-3	Chloromethane	5.8	U
75-01-4	Vinyl chloride	5.8	U
74-83-9	Bromomethane	5.8	U
75-00-3	Chloroethane	5.8	U
75-69-4	Trichlorofluoromethane	5.8	U
75-35-4	1,1-Dichloroethene	5.8	U
67-64-1	Acetone	5.8	U
75-15-0	Carbon disulfide	5.8	U
75-09-2	Methylene chloride	5.8	U
156-60-5	trans-1,2-Dichloroethene	5.8	U
1634-04-4	Methyl tert-butyl ether	5.8	U
75-34-3	1,1-Dichloroethane	5.8	U
108-05-4	Vinyl acetate	5.8	U
78-93-3	2-Butanone	5.8	U
156-59-2	cis-1,2-Dichloroethene	5.8	U
67-66-3	Chloroform	5.8	U
71-55-6	1,1,1-Trichloroethane	5.8	U
56-23-5	Carbon tetrachloride	5.8	U
107-06-2	1,2-Dichloroethane	5.8	U
71-43-2	Benzene	5.8	U
79-01-6	Trichloroethene	13	
78-87-5	1,2-Dichloropropane	5.8	U
75-27-4	Bromodichloromethane	5.8	U
10061-01-5	cis-1,3-Dichloropropene	5.8	U
108-10-1	4-Methyl-2-pentanone	5.8	U
108-88-3	Toluene	5.8	U
10061-02-6	trans-1,3-Dichloropropene	5.8	U
79-00-5	1,1,2-Trichloroethane	5.8	U
127-18-4	Tetrachloroethene	5.8	U
591-78-6	2-Hexanone	5.8	U
124-48-1	Dibromochloromethane	5.8	U
108-90-7	Chlorobenzene	5.8	U
100-41-4	Ethylbenzene	5.8	U
1330-20-7	m,p-Xylene	5.8	U
95-47-6	o-Xylene	5.8	U

1B - FORM I VOA-2

VOLATILE ORGANICS ANALYSIS DATA SHEET

EPA SAMPLE NO.

690-SB-50
(0.6'-3.5')-O

Lab Name: MITKEM LABORATORIES Contract:

Lab Code: MITKEM Case No.: J1878 Mod. Ref No.: SDG No.: SJ1878

Matrix: (SOIL/SED/WATER) SOIL Lab Sample ID: J1878-19B

Sample wt/vol: 5.30 (g/mL) G Lab File ID: V1L7106.D

Level: (TRACE/LOW/MED) LOW Date Received: 09/29/2010

% Moisture: not dec. 19 Date Analyzed: 10/06/2010

GC Column: DB-624 ID: 0.25 (mm) Dilution Factor: 1.0

Soil Extract Volume: (uL) Soil Aliquot Volume: (uL)

Purge Volume: 10.0 (mL)

CAS NO.	COMPOUND	CONCENTRATION UNITS: (ug/L or ug/Kg) µG/KG	Q
1330-20-7	Xylene (Total)	5.8	U
100-42-5	Styrene	5.8	U
75-25-2	Bromoform	5.8	U
98-82-8	Isopropylbenzene	5.8	U
79-34-5	1,1,2,2-Tetrachloroethane	5.8	U
103-65-1	n-Propylbenzene	5.8	U
108-67-8	1,3,5-Trimethylbenzene	5.8	U
98-06-6	tert-Butylbenzene	5.8	U
95-63-6	1,2,4-Trimethylbenzene	5.8	U
135-98-8	sec-Butylbenzene	5.8	U
99-87-6	4-Isopropyltoluene	5.8	U
541-73-1	1,3-Dichlorobenzene	5.8	U
106-46-7	1,4-Dichlorobenzene	5.8	U
104-51-8	n-Butylbenzene	5.8	U
95-50-1	1,2-Dichlorobenzene	5.8	U
91-20-3	Naphthalene	5.8	U
110-75-8	2-Chloroethyl vinyl ether	5.8	U

1J - FORM I VOA-TIC

VOLATILE ORGANICS ANALYSIS DATA SHEET

TENTATIVELY IDENTIFIED COMPOUNDS

EPA SAMPLE NO.

690-SB-50
(0.6'-3.5')-O

Lab Name: MITKEM LABORATORIES Contract:

Lab Code: MITKEM Case No.: J1878 Mod. Ref No.: SDG No.: SJ1878

Matrix: (SOIL/SED/WATER) SOIL Lab Sample ID: J1878-19B

Sample wt/vol: 5.30 (g/mL) G Lab File ID: V1L7106.D

Level: (TRACE or LOW/MED) LOW Date Received: 09/29/2010

% Moisture: not dec. 19 Date Analyzed: 10/06/2010

GC Column: DB-624 ID: 0.25 (mm) Dilution Factor: 1.0

Soil Extract Volume: (uL) Soil Aliquot Volume: (uL)

CONCENTRATION UNITS: (ug/L or ug/Kg) µG/KG Purge Volume: 10.0 (mL)

CAS NUMBER	COMPOUND NAME	RT	EST. CONC.	Q
E966796[1]	Total Alkanes	N/A		

[1]EPA-designated Registry Number.

1A - FORM I VOA-1

VOLATILE ORGANICS ANALYSIS DATA SHEET

EPA SAMPLE NO.

690-SB-54 (0.6'-3.4')-O

Lab Name: MITKEM LABORATORIES Contract:

Lab Code: MITKEM Case No.: J1878 Mod. Ref No.: SDG No.: SJ1878

Matrix: (SOIL/SED/WATER) SOIL Lab Sample ID: J1878-20B

Sample wt/vol: 5.10 (g/mL) G Lab File ID: V1L7107.D

Level: (TRACE/LOW/MED) LOW Date Received: 09/29/2010

% Moisture: not dec. 18 Date Analyzed: 10/06/2010

GC Column: DB-624 ID: 0.25 (mm) Dilution Factor: 1.0

Soil Extract Volume: (uL) Soil Aliquot Volume: (uL)

Purge Volume: 10.0 (mL)

CAS NO.	COMPOUND	CONCENTRATION UNITS: (ug/L or ug/Kg) µG/KG	Q
74-87-3	Chloromethane	6.0	U
75-01-4	Vinyl chloride	6.0	U
74-83-9	Bromomethane	6.0	U
75-00-3	Chloroethane	6.0	U
75-69-4	Trichlorofluoromethane	6.0	U
75-35-4	1,1-Dichloroethene	6.0	U
67-64-1	Acetone	6.0	U
75-15-0	Carbon disulfide	6.0	U
75-09-2	Methylene chloride	6.0	U
156-60-5	trans-1,2-Dichloroethene	6.0	U
1634-04-4	Methyl tert-butyl ether	6.0	U
75-34-3	1,1-Dichloroethane	6.0	U
108-05-4	Vinyl acetate	6.0	U
78-93-3	2-Butanone	6.0	U
156-59-2	cis-1,2-Dichloroethene	6.0	U
67-66-3	Chloroform	6.0	U
71-55-6	1,1,1-Trichloroethane	6.0	U
56-23-5	Carbon tetrachloride	6.0	U
107-06-2	1,2-Dichloroethane	6.0	U
71-43-2	Benzene	6.0	U
79-01-6	Trichloroethene	6.0	U
78-87-5	1,2-Dichloropropane	6.0	U
75-27-4	Bromodichloromethane	6.0	U
10061-01-5	cis-1,3-Dichloropropene	6.0	U
108-10-1	4-Methyl-2-pentanone	6.0	U
108-88-3	Toluene	6.0	U
10061-02-6	trans-1,3-Dichloropropene	6.0	U
79-00-5	1,1,2-Trichloroethane	6.0	U
127-18-4	Tetrachloroethene	6.0	U
591-78-6	2-Hexanone	6.0	U
124-48-1	Dibromochloromethane	6.0	U
108-90-7	Chlorobenzene	6.0	U
100-41-4	Ethylbenzene	6.0	U
1330-20-7	m,p-Xylene	6.0	U
95-47-6	o-Xylene	6.0	U

1B - FORM I VOA-2

VOLATILE ORGANICS ANALYSIS DATA SHEET

EPA SAMPLE NO.

690-SB-54
(0.6'-3.4')-O

Lab Name: MITKEM LABORATORIES Contract:

Lab Code: MITKEM Case No.: J1878 Mod. Ref No.: SDG No.: SJ1878

Matrix: (SOIL/SED/WATER) SOIL Lab Sample ID: J1878-20B

Sample wt/vol: 5.10 (g/mL) G Lab File ID: V1L7107.D

Level: (TRACE/LOW/MED) LOW Date Received: 09/29/2010

% Moisture: not dec. 18 Date Analyzed: 10/06/2010

GC Column: DB-624 ID: 0.25 (mm) Dilution Factor: 1.0

Soil Extract Volume: (uL) Soil Aliquot Volume: (uL)

Purge Volume: 10.0 (mL)

CAS NO.	COMPOUND	CONCENTRATION UNITS: (ug/L or ug/Kg) µG/KG	Q
1330-20-7	Xylene (Total)	6.0	U
100-42-5	Styrene	6.0	U
75-25-2	Bromoform	6.0	U
98-82-8	Isopropylbenzene	6.0	U
79-34-5	1,1,2,2-Tetrachloroethane	6.0	U
103-65-1	n-Propylbenzene	6.0	U
108-67-8	1,3,5-Trimethylbenzene	6.0	U
98-06-6	tert-Butylbenzene	6.0	U
95-63-6	1,2,4-Trimethylbenzene	6.0	U
135-98-8	sec-Butylbenzene	6.0	U
99-87-6	4-Isopropyltoluene	6.0	U
541-73-1	1,3-Dichlorobenzene	6.0	U
106-46-7	1,4-Dichlorobenzene	6.0	U
104-51-8	n-Butylbenzene	6.0	U
95-50-1	1,2-Dichlorobenzene	6.0	U
91-20-3	Naphthalene	6.0	U
110-75-8	2-Chloroethyl vinyl ether	6.0	U

1J - FORM I VOA-TIC

VOLATILE ORGANICS ANALYSIS DATA SHEET

TENTATIVELY IDENTIFIED COMPOUNDS

EPA SAMPLE NO.

690-SB-54
(0.6'-3.4')-O

Lab Name: MITKEM LABORATORIES Contract:

Lab Code: MITKEM Case No.: J1878 Mod. Ref No.: SDG No.: SJ1878

Matrix: (SOIL/SED/WATER) SOIL Lab Sample ID: J1878-20B

Sample wt/vol: 5.10 (g/mL) G Lab File ID: V1L7107.D

Level: (TRACE or LOW/MED) LOW Date Received: 09/29/2010

% Moisture: not dec. 18 Date Analyzed: 10/06/2010

GC Column: DB-624 ID: 0.25 (mm) Dilution Factor: 1.0

Soil Extract Volume: (uL) Soil Aliquot Volume: (uL)

CONCENTRATION UNITS: (ug/L or ug/Kg) µG/KG Purge Volume: 10.0 (mL)

CAS NUMBER	COMPOUND NAME	RT	EST. CONC.	Q
E96679€ [1]	Total Alkanes	N/A		

[1] EPA-designated Registry Number.

1A - FORM I VOA-1

VOLATILE ORGANICS ANALYSIS DATA SHEET

EPA SAMPLE NO.

690-SB-55
(0.6'-1.4')-O

Lab Name: MITKEM LABORATORIES Contract:

Lab Code: MITKEM Case No.: J1878 Mod. Ref No.: SDG No.: SJ1878

Matrix: (SOIL/SED/WATER) SOIL Lab Sample ID: J1878-21B

Sample wt/vol: 5.50 (g/mL) G Lab File ID: V1L7108.D

Level: (TRACE/LOW/MED) LOW Date Received: 09/29/2010

% Moisture: not dec. 24 Date Analyzed: 10/06/2010

GC Column: DB-624 ID: 0.25 (mm) Dilution Factor: 1.0

Soil Extract Volume: (uL) Soil Aliquot Volume: (uL)

Purge Volume: 10.0 (mL)

CAS NO.	COMPOUND	CONCENTRATION UNITS: (ug/L or ug/Kg) µG/KG	Q
74-87-3	Chloromethane	6.0	U
75-01-4	Vinyl chloride	6.0	U
74-83-9	Bromomethane	6.0	U
75-00-3	Chloroethane	6.0	U
75-69-4	Trichlorofluoromethane	6.0	U
75-35-4	1,1-Dichloroethene	6.0	U
67-64-1	Acetone	6.0	U
75-15-0	Carbon disulfide	6.0	U
75-09-2	Methylene chloride	6.0	U
156-60-5	trans-1,2-Dichloroethene	6.0	U
1634-04-4	Methyl tert-butyl ether	6.0	U
75-34-3	1,1-Dichloroethane	6.0	U
108-05-4	Vinyl acetate	6.0	U
78-93-3	2-Butanone	6.0	U
156-59-2	cis-1,2-Dichloroethene	6.0	U
67-66-3	Chloroform	6.0	U
71-55-6	1,1,1-Trichloroethane	6.0	U
56-23-5	Carbon tetrachloride	6.0	U
107-06-2	1,2-Dichloroethane	6.0	U
71-43-2	Benzene	6.0	U
79-01-6	Trichloroethene	6.0	U
78-87-5	1,2-Dichloropropane	6.0	U
75-27-4	Bromodichloromethane	6.0	U
10061-01-5	cis-1,3-Dichloropropene	6.0	U
108-10-1	4-Methyl-2-pentanone	6.0	U
108-88-3	Toluene	6.0	U
10061-02-6	trans-1,3-Dichloropropene	6.0	U
79-00-5	1,1,2-Trichloroethane	6.0	U
127-18-4	Tetrachloroethene	6.0	U
591-78-6	2-Hexanone	6.0	U
124-48-1	Dibromochloromethane	6.0	U
108-90-7	Chlorobenzene	6.0	U
100-41-4	Ethylbenzene	6.0	U
1330-20-7	m,p-Xylene	6.0	U
95-47-6	o-Xylene	6.0	U

1B - FORM I VOA-2

VOLATILE ORGANICS ANALYSIS DATA SHEET

EPA SAMPLE NO.

690-SB-55
(0.6'-1.4')-O

Lab Name: MITKEM LABORATORIES Contract:

Lab Code: MITKEM Case No.: J1878 Mod. Ref No.: SDG No.: SJ1878

Matrix: (SOIL/SED/WATER) SOIL Lab Sample ID: J1878-21B

Sample wt/vol: 5.50 (g/mL) G Lab File ID: V1L7108.D

Level: (TRACE/LOW/MED) LOW Date Received: 09/29/2010

% Moisture: not dec. 24 Date Analyzed: 10/06/2010

GC Column: DB-624 ID: 0.25 (mm) Dilution Factor: 1.0

Soil Extract Volume: (uL) Soil Aliquot Volume: (uL)

Purge Volume: 10.0 (mL)

CAS NO.	COMPOUND	CONCENTRATION UNITS: (ug/L or ug/Kg) µG/KG	Q
1330-20-7	Xylene (Total)	6.0	U
100-42-5	Styrene	6.0	U
75-25-2	Bromoform	6.0	U
98-82-8	Isopropylbenzene	6.0	U
79-34-5	1,1,2,2-Tetrachloroethane	6.0	U
103-65-1	n-Propylbenzene	6.0	U
108-67-8	1,3,5-Trimethylbenzene	6.0	U
98-06-6	tert-Butylbenzene	6.0	U
95-63-6	1,2,4-Trimethylbenzene	6.0	U
135-98-8	sec-Butylbenzene	6.0	U
99-87-6	4-Isopropyltoluene	6.0	U
541-73-1	1,3-Dichlorobenzene	6.0	U
106-46-7	1,4-Dichlorobenzene	6.0	U
104-51-8	n-Butylbenzene	6.0	U
95-50-1	1,2-Dichlorobenzene	6.0	U
91-20-3	Naphthalene	6.0	U
110-75-8	2-Chloroethyl vinyl ether	6.0	U

1J - FORM I VOA-TIC

VOLATILE ORGANICS ANALYSIS DATA SHEET

TENTATIVELY IDENTIFIED COMPOUNDS

EPA SAMPLE NO.

690-SB-55
(0.6'-1.4')-O

Lab Name: MITKEM LABORATORIES Contract:

Lab Code: MITKEM Case No.: J1878 Mod. Ref No.: SDG No.: SJ1878

Matrix: (SOIL/SED/WATER) SOIL Lab Sample ID: J1878-21B

Sample wt/vol: 5.50 (g/mL) G Lab File ID: V1L7108.D

Level: (TRACE or LOW/MED) LOW Date Received: 09/29/2010

% Moisture: not dec. 24 Date Analyzed: 10/06/2010

GC Column: DB-624 ID: 0.25 (mm) Dilution Factor: 1.0

Soil Extract Volume: (uL) Soil Aliquot Volume: (uL)

CONCENTRATION UNITS: (ug/L or ug/Kg) µG/KG Purge Volume: 10.0 (mL)

CAS NUMBER	COMPOUND NAME	RT	EST. CONC.	Q
E96679€[1]	Total Alkanes	N/A		

[1]EPA-designated Registry Number.

1A - FORM I VOA-1

VOLATILE ORGANICS ANALYSIS DATA SHEET

EPA SAMPLE NO.

690-SB-34 (0.5'-1.4')-O

Lab Name: MITKEM LABORATORIES Contract:

Lab Code: MITKEM Case No.: J1878 Mod. Ref No.: SDG No.: SJ1878

Matrix: (SOIL/SED/WATER) SOIL Lab Sample ID: J1878-22A

Sample wt/vol: 5.40 (g/mL) G Lab File ID: V1L7109.D

Level: (TRACE/LOW/MED) LOW Date Received: 09/29/2010

% Moisture: not dec. 18 Date Analyzed: 10/06/2010

GC Column: DB-624 ID: 0.25 (mm) Dilution Factor: 1.0

Soil Extract Volume: (uL) Soil Aliquot Volume: (uL)

Purge Volume: 10.0 (mL)

CAS NO.	COMPOUND	CONCENTRATION UNITS: (ug/L or ug/Kg) µG/KG	Q
74-87-3	Chloromethane	5.6	U
75-01-4	Vinyl chloride	5.6	U
74-83-9	Bromomethane	5.6	U
75-00-3	Chloroethane	5.6	U
75-69-4	Trichlorofluoromethane	5.6	U
75-35-4	1,1-Dichloroethene	5.6	U
67-64-1	Acetone	34	
75-15-0	Carbon disulfide	5.6	U
75-09-2	Methylene chloride	15	
156-60-5	trans-1,2-Dichloroethene	5.6	U
1634-04-4	Methyl tert-butyl ether	5.6	U
75-34-3	1,1-Dichloroethane	5.6	U
108-05-4	Vinyl acetate	5.6	U
78-93-3	2-Butanone	5.6	U
156-59-2	cis-1,2-Dichloroethene	5.6	U
67-66-3	Chloroform	5.6	U
71-55-6	1,1,1-Trichloroethane	5.6	U
56-23-5	Carbon tetrachloride	5.6	U
107-06-2	1,2-Dichloroethane	5.6	U
71-43-2	Benzene	5.6	U
79-01-6	Trichloroethene	5.6	U
78-87-5	1,2-Dichloropropane	5.6	U
75-27-4	Bromodichloromethane	5.6	U
10061-01-5	cis-1,3-Dichloropropene	5.6	U
108-10-1	4-Methyl-2-pentanone	5.6	U
108-88-3	Toluene	5.6	U
10061-02-6	trans-1,3-Dichloropropene	5.6	U
79-00-5	1,1,2-Trichloroethane	5.6	U
127-18-4	Tetrachloroethene	5.6	U
591-78-6	2-Hexanone	5.6	U
124-48-1	Dibromochloromethane	5.6	U
108-90-7	Chlorobenzene	5.6	U
100-41-4	Ethylbenzene	5.6	U
1330-20-7	m,p-Xylene	5.6	U
95-47-6	o-Xylene	5.6	U

1B - FORM I VOA-2

VOLATILE ORGANICS ANALYSIS DATA SHEET

EPA SAMPLE NO.

690-SB-34
(0.5'-1.4')-O

Lab Name: MITKEM LABORATORIES Contract:

Lab Code: MITKEM Case No.: J1878 Mod. Ref No.: SDG No.: SJ1878

Matrix: (SOIL/SED/WATER) SOIL Lab Sample ID: J1878-22A

Sample wt/vol: 5.40 (g/mL) G Lab File ID: V1L7109.D

Level: (TRACE/LOW/MED) LOW Date Received: 09/29/2010

% Moisture: not dec. 18 Date Analyzed: 10/06/2010

GC Column: DB-624 ID: 0.25 (mm) Dilution Factor: 1.0

Soil Extract Volume: (uL) Soil Aliquot Volume: (uL)

Purge Volume: 10.0 (mL)

CAS NO.	COMPOUND	CONCENTRATION UNITS: (ug/L or ug/Kg) µG/KG	Q
1330-20-7	Xylene (Total)	5.6	U
100-42-5	Styrene	5.6	U
75-25-2	Bromoform	5.6	U
98-82-8	Isopropylbenzene	5.6	U
79-34-5	1,1,2,2-Tetrachloroethane	5.6	U
103-65-1	n-Propylbenzene	5.6	U
108-67-8	1,3,5-Trimethylbenzene	5.6	U
98-06-6	tert-Butylbenzene	5.6	U
95-63-6	1,2,4-Trimethylbenzene	5.6	U
135-98-8	sec-Butylbenzene	5.6	U
99-87-6	4-Isopropyltoluene	5.6	U
541-73-1	1,3-Dichlorobenzene	5.6	U
106-46-7	1,4-Dichlorobenzene	5.6	U
104-51-8	n-Butylbenzene	5.6	U
95-50-1	1,2-Dichlorobenzene	5.6	U
91-20-3	Naphthalene	5.6	U
110-75-8	2-Chloroethyl vinyl ether	5.6	U

1J - FORM I VOA-TIC

VOLATILE ORGANICS ANALYSIS DATA SHEET

TENTATIVELY IDENTIFIED COMPOUNDS

EPA SAMPLE NO.

690-SB-34
(0.5'-1.4')-O

Lab Name: MITKEM LABORATORIES Contract:

Lab Code: MITKEM Case No.: J1878 Mod. Ref No.: SDG No.: SJ1878

Matrix: (SOIL/SED/WATER) SOIL Lab Sample ID: J1878-22A

Sample wt/vol: 5.40 (g/mL) G Lab File ID: V1L7109.D

Level: (TRACE or LOW/MED) LOW Date Received: 09/29/2010

% Moisture: not dec. 18 Date Analyzed: 10/06/2010

GC Column: DB-624 ID: 0.25 (mm) Dilution Factor: 1.0

Soil Extract Volume: (uL) Soil Aliquot Volume: (uL)

CONCENTRATION UNITS: (ug/L or ug/Kg) µG/KG Purge Volume: 10.0 (mL)

CAS NUMBER	COMPOUND NAME	RT	EST. CONC.	Q
E96679€[1]	Total Alkanes	N/A		

[1]EPA-designated Registry Number.

1A - FORM I VOA-1

VOLATILE ORGANICS ANALYSIS DATA SHEET

EPA SAMPLE NO.

690-SB-31
(0.5'-1.5')-O

Lab Name: MITKEM LABORATORIES Contract:

Lab Code: MITKEM Case No.: J1878 Mod. Ref No.: SDG No.: SJ1878

Matrix: (SOIL/SED/WATER) SOIL Lab Sample ID: J1878-23B

Sample wt/vol: 5.20 (g/mL) G Lab File ID: V1L7126.D

Level: (TRACE/LOW/MED) LOW Date Received: 09/29/2010

% Moisture: not dec. 20 Date Analyzed: 10/06/2010

GC Column: DB-624 ID: 0.25 (mm) Dilution Factor: 1.0

Soil Extract Volume: (uL) Soil Aliquot Volume: (uL)

Purge Volume: 10.0 (mL)

CAS NO.	COMPOUND	CONCENTRATION UNITS: (ug/L or ug/Kg) µG/KG	Q
74-87-3	Chloromethane	6.0	U
75-01-4	Vinyl chloride	6.0	U
74-83-9	Bromomethane	6.0	U
75-00-3	Chloroethane	6.0	U
75-69-4	Trichlorofluoromethane	6.0	U
75-35-4	1,1-Dichloroethene	6.0	U
67-64-1	Acetone	8.5	
75-15-0	Carbon disulfide	6.0	U
75-09-2	Methylene chloride	6.0	U
156-60-5	trans-1,2-Dichloroethene	6.0	U
1634-04-4	Methyl tert-butyl ether	6.0	U
75-34-3	1,1-Dichloroethane	6.0	U
108-05-4	Vinyl acetate	6.0	U
78-93-3	2-Butanone	6.0	U
156-59-2	cis-1,2-Dichloroethene	6.0	U
67-66-3	Chloroform	6.0	U
71-55-6	1,1,1-Trichloroethane	6.0	U
56-23-5	Carbon tetrachloride	6.0	U
107-06-2	1,2-Dichloroethane	6.0	U
71-43-2	Benzene	6.0	U
79-01-6	Trichloroethene	6.0	U
78-87-5	1,2-Dichloropropane	6.0	U
75-27-4	Bromodichloromethane	6.0	U
10061-01-5	cis-1,3-Dichloropropene	6.0	U
108-10-1	4-Methyl-2-pentanone	6.0	U
108-88-3	Toluene	6.0	U
10061-02-6	trans-1,3-Dichloropropene	6.0	U
79-00-5	1,1,2-Trichloroethane	6.0	U
127-18-4	Tetrachloroethene	4.7	J
591-78-6	2-Hexanone	6.0	U
124-48-1	Dibromochloromethane	6.0	U
108-90-7	Chlorobenzene	6.0	U
100-41-4	Ethylbenzene	6.0	U
1330-20-7	m,p-Xylene	6.0	U
95-47-6	o-Xylene	6.0	U

1B - FORM I VOA-2

VOLATILE ORGANICS ANALYSIS DATA SHEET

EPA SAMPLE NO.

690-SB-31
(0.5'-1.5')-O

Lab Name: MITKEM LABORATORIES Contract:

Lab Code: MITKEM Case No.: J1878 Mod. Ref No.: SDG No.: SJ1878

Matrix: (SOIL/SED/WATER) SOIL Lab Sample ID: J1878-23B

Sample wt/vol: 5.20 (g/mL) G Lab File ID: V1L7126.D

Level: (TRACE/LOW/MED) LOW Date Received: 09/29/2010

% Moisture: not dec. 20 Date Analyzed: 10/06/2010

GC Column: DB-624 ID: 0.25 (mm) Dilution Factor: 1.0

Soil Extract Volume: (uL) Soil Aliquot Volume: (uL)

Purge Volume: 10.0 (mL)

CAS NO.	COMPOUND	CONCENTRATION UNITS: (ug/L or ug/Kg) µG/KG	Q
1330-20-7	Xylene (Total)	6.0	U
100-42-5	Styrene	6.0	U
75-25-2	Bromoform	6.0	U
98-82-8	Isopropylbenzene	6.0	U
79-34-5	1,1,2,2-Tetrachloroethane	6.0	U
103-65-1	n-Propylbenzene	6.0	U
108-67-8	1,3,5-Trimethylbenzene	6.0	U
98-06-6	tert-Butylbenzene	6.0	U
95-63-6	1,2,4-Trimethylbenzene	6.0	U
135-98-8	sec-Butylbenzene	6.0	U
99-87-6	4-Isopropyltoluene	6.0	U
541-73-1	1,3-Dichlorobenzene	6.0	U
106-46-7	1,4-Dichlorobenzene	6.0	U
104-51-8	n-Butylbenzene	6.0	U
95-50-1	1,2-Dichlorobenzene	6.0	U
91-20-3	Naphthalene	6.0	U
110-75-8	2-Chloroethyl vinyl ether	6.0	U

1J - FORM I VOA-TIC

VOLATILE ORGANICS ANALYSIS DATA SHEET

TENTATIVELY IDENTIFIED COMPOUNDS

EPA SAMPLE NO.

690-SB-31
(0.5'-1.5')-O

Lab Name: MITKEM LABORATORIES Contract:

Lab Code: MITKEM Case No.: J1878 Mod. Ref No.: SDG No.: SJ1878

Matrix: (SOIL/SED/WATER) SOIL Lab Sample ID: J1878-23B

Sample wt/vol: 5.20 (g/mL) G Lab File ID: V1L7126.D

Level: (TRACE or LOW/MED) LOW Date Received: 09/29/2010

% Moisture: not dec. 20 Date Analyzed: 10/06/2010

GC Column: DB-624 ID: 0.25 (mm) Dilution Factor: 1.0

Soil Extract Volume: (uL) Soil Aliquot Volume: (uL)

CONCENTRATION UNITS: (ug/L or ug/Kg) µG/KG Purge Volume: 10.0 (mL)

CAS NUMBER	COMPOUND NAME	RT	EST. CONC.	Q
E96679€ [1]	Total Alkanes	N/A		

[1] EPA-designated Registry Number.

1A - FORM I VOA-1

VOLATILE ORGANICS ANALYSIS DATA SHEET

EPA SAMPLE NO.

690-SB-43
(0.6'-3.5')-O

Lab Name: MITKEM LABORATORIES Contract:

Lab Code: MITKEM Case No.: J1878 Mod. Ref No.: SDG No.: SJ1878

Matrix: (SOIL/SED/WATER) SOIL Lab Sample ID: J1878-24B

Sample wt/vol: 5.20 (g/mL) G Lab File ID: V1L7111.D

Level: (TRACE/LOW/MED) LOW Date Received: 09/29/2010

% Moisture: not dec. 13 Date Analyzed: 10/06/2010

GC Column: DB-624 ID: 0.25 (mm) Dilution Factor: 1.0

Soil Extract Volume: (uL) Soil Aliquot Volume: (uL)

Purge Volume: 10.0 (mL)

CAS NO.	COMPOUND	CONCENTRATION UNITS: (ug/L or ug/Kg) µG/KG	Q
74-87-3	Chloromethane	5.5	U
75-01-4	Vinyl chloride	5.5	U
74-83-9	Bromomethane	5.5	U
75-00-3	Chloroethane	5.5	U
75-69-4	Trichlorofluoromethane	5.5	U
75-35-4	1,1-Dichloroethene	5.5	U
67-64-1	Acetone	5.5	U
75-15-0	Carbon disulfide	5.5	U
75-09-2	Methylene chloride	5.5	U
156-60-5	trans-1,2-Dichloroethene	5.5	U
1634-04-4	Methyl tert-butyl ether	5.5	U J
75-34-3	1,1-Dichloroethane	5.5	U J
108-05-4	Vinyl acetate	5.5	U J
78-93-3	2-Butanone	5.5	U
156-59-2	cis-1,2-Dichloroethene	5.5	U
67-66-3	Chloroform	5.5	U
71-55-6	1,1,1-Trichloroethane	5.5	U
56-23-5	Carbon tetrachloride	5.5	U
107-06-2	1,2-Dichloroethane	5.5	U J
71-43-2	Benzene	5.5	U
79-01-6	Trichloroethene	5.5	U
78-87-5	1,2-Dichloropropane	5.5	U
75-27-4	Bromodichloromethane	5.5	U
10061-01-5	cis-1,3-Dichloropropene	5.5	U
108-10-1	4-Methyl-2-pentanone	5.5	U
108-88-3	Toluene	5.5	U
10061-02-6	trans-1,3-Dichloropropene	5.5	U
79-00-5	1,1,2-Trichloroethane	5.5	U
127-18-4	Tetrachloroethene	5.5	U
591-78-6	2-Hexanone	5.5	U
124-48-1	Dibromochloromethane	5.5	U
108-90-7	Chlorobenzene	5.5	U
100-41-4	Ethylbenzene	5.5	U
1330-20-7	m,p-Xylene	5.5	U J
95-47-6	o-Xylene	5.5	U

1B - FORM I VOA-2

VOLATILE ORGANICS ANALYSIS DATA SHEET

EPA SAMPLE NO.

690-SB-43
(0.6'-3.5')-O

Lab Name: MITKEM LABORATORIES Contract:

Lab Code: MITKEM Case No.: J1878 Mod. Ref No.: SDG No.: SJ1878

Matrix: (SOIL/SED/WATER) SOIL Lab Sample ID: J1878-24B

Sample wt/vol: 5.20 (g/mL) G Lab File ID: V1L7111.D

Level: (TRACE/LOW/MED) LOW Date Received: 09/29/2010

% Moisture: not dec. 13 Date Analyzed: 10/06/2010

GC Column: DB-624 ID: 0.25 (mm) Dilution Factor: 1.0

Soil Extract Volume: (uL) Soil Aliquot Volume: (uL)

Purge Volume: 10.0 (mL)

CAS NO.	COMPOUND	CONCENTRATION UNITS: (ug/L or ug/Kg) µG/KG	Q
1330-20-7	Xylene (Total)	5.5	U
100-42-5	Styrene	5.5	U
75-25-2	Bromoform	5.5	U
98-82-8	Isopropylbenzene	5.5	U J
79-34-5	1,1,2,2-Tetrachloroethane	5.5	U J
103-65-1	n-Propylbenzene	5.5	U
108-67-8	1,3,5-Trimethylbenzene	5.5	U
98-06-6	tert-Butylbenzene	5.5	U J
95-63-6	1,2,4-Trimethylbenzene	5.5	U
135-98-8	sec-Butylbenzene	5.5	U
99-87-6	4-Isopropyltoluene	5.5	U J
541-73-1	1,3-Dichlorobenzene	5.5	U J
106-46-7	1,4-Dichlorobenzene	5.5	U J
104-51-8	n-Butylbenzene	5.5	U
95-50-1	1,2-Dichlorobenzene	5.5	U J
91-20-3	Naphthalene	5.5	U
110-75-8	2-Chloroethyl vinyl ether	5.5	U J

1J - FORM I VOA-TIC

VOLATILE ORGANICS ANALYSIS DATA SHEET

TENTATIVELY IDENTIFIED COMPOUNDS

EPA SAMPLE NO.

690-SB-43
(0.6'-3.5')-O

Lab Name: MITKEM LABORATORIES Contract:

Lab Code: MITKEM Case No.: J1878 Mod. Ref No.: SDG No.: SJ1878

Matrix: (SOIL/SED/WATER) SOIL Lab Sample ID: J1878-24B

Sample wt/vol: 5.20 (g/mL) G Lab File ID: V1L7111.D

Level: (TRACE or LOW/MED) LOW Date Received: 09/29/2010

% Moisture: not dec. 13 Date Analyzed: 10/06/2010

GC Column: DB-624 ID: 0.25 (mm) Dilution Factor: 1.0

Soil Extract Volume: (uL) Soil Aliquot Volume: (uL)

CONCENTRATION UNITS: (ug/L or ug/Kg) µG/KG Purge Volume: 10.0 (mL)

CAS NUMBER	COMPOUND NAME	RT	EST. CONC.	Q
E96679([1]	Total Alkanes	N/A		

[1]EPA-designated Registry Number.

1A - FORM I VOA-1

VOLATILE ORGANICS ANALYSIS DATA SHEET

EPA SAMPLE NO.

690-SB-49
(0.6'-1.3')-O

Lab Name: MITKEM LABORATORIES Contract:

Lab Code: MITKEM Case No.: J1878 Mod. Ref No.: SDG No.: SJ1878

Matrix: (SOIL/SED/WATER) SOIL Lab Sample ID: J1878-27A

Sample wt/vol: 5.20 (g/mL) G Lab File ID: V1L7112.D

Level: (TRACE/LOW/MED) LOW Date Received: 09/29/2010

% Moisture: not dec. 22 Date Analyzed: 10/06/2010

GC Column: DB-624 ID: 0.25 (mm) Dilution Factor: 1.0

Soil Extract Volume: (uL) Soil Aliquot Volume: (uL)

Purge Volume: 10.0 (mL)

CAS NO.	COMPOUND	CONCENTRATION UNITS: (ug/L or ug/Kg) µG/KG	Q
74-87-3	Chloromethane	6.2	U
75-01-4	Vinyl chloride	6.2	U
74-83-9	Bromomethane	6.2	U
75-00-3	Chloroethane	6.2	U
75-69-4	Trichlorofluoromethane	6.2	U
75-35-4	1,1-Dichloroethene	6.2	U
67-64-1	Acetone	77	
75-15-0	Carbon disulfide	6.2	U
75-09-2	Methylene chloride	29	
156-60-5	trans-1,2-Dichloroethene	6.2	U
1634-04-4	Methyl tert-butyl ether	6.2	U
75-34-3	1,1-Dichloroethane	6.2	U
108-05-4	Vinyl acetate	6.2	U
78-93-3	2-Butanone	6.2	U
156-59-2	cis-1,2-Dichloroethene	6.2	U
67-66-3	Chloroform	6.2	U
71-55-6	1,1,1-Trichloroethane	6.2	U
56-23-5	Carbon tetrachloride	6.2	U
107-06-2	1,2-Dichloroethane	6.2	U
71-43-2	Benzene	6.2	U
79-01-6	Trichloroethene	6.2	U
78-87-5	1,2-Dichloropropane	6.2	U
75-27-4	Bromodichloromethane	6.2	U
10061-01-5	cis-1,3-Dichloropropene	6.2	U
108-10-1	4-Methyl-2-pentanone	6.2	U
108-88-3	Toluene	6.2	U
10061-02-6	trans-1,3-Dichloropropene	6.2	U
79-00-5	1,1,2-Trichloroethane	6.2	U
127-18-4	Tetrachloroethene	6.2	U
591-78-6	2-Hexanone	6.2	U
124-48-1	Dibromochloromethane	6.2	U
108-90-7	Chlorobenzene	6.2	U
100-41-4	Ethylbenzene	6.2	U
1330-20-7	m,p-Xylene	6.2	U
95-47-6	o-Xylene	6.2	U

1B - FORM I VOA-2

VOLATILE ORGANICS ANALYSIS DATA SHEET

EPA SAMPLE NO.

690-SB-49
(0.6'-1.3')-O

Lab Name: MITKEM LABORATORIES Contract:

Lab Code: MITKEM Case No.: J1878 Mod. Ref No.: SDG No.: SJ1878

Matrix: (SOIL/SED/WATER) SOIL Lab Sample ID: J1878-27A

Sample wt/vol: 5.20 (g/mL) G Lab File ID: V1L7112.D

Level: (TRACE/LOW/MED) LOW Date Received: 09/29/2010

% Moisture: not dec. 22 Date Analyzed: 10/06/2010

GC Column: DB-624 ID: 0.25 (mm) Dilution Factor: 1.0

Soil Extract Volume: (uL) Soil Aliquot Volume: (uL)

Purge Volume: 10.0 (mL)

CAS NO.	COMPOUND	CONCENTRATION UNITS: (ug/L or ug/Kg) µG/KG	Q
1330-20-7	Xylene (Total)	6.2	U
100-42-5	Styrene	6.2	U
75-25-2	Bromoform	6.2	U
98-82-8	Isopropylbenzene	6.2	U
79-34-5	1,1,2,2-Tetrachloroethane	6.2	U
103-65-1	n-Propylbenzene	6.2	U
108-67-8	1,3,5-Trimethylbenzene	6.2	U
98-06-6	tert-Butylbenzene	6.2	U
95-63-6	1,2,4-Trimethylbenzene	6.2	U
135-98-8	sec-Butylbenzene	6.2	U
99-87-6	4-Isopropyltoluene	6.2	U
541-73-1	1,3-Dichlorobenzene	6.2	U
106-46-7	1,4-Dichlorobenzene	6.2	U
104-51-8	n-Butylbenzene	6.2	U
95-50-1	1,2-Dichlorobenzene	6.2	U
91-20-3	Naphthalene	6.2	U
110-75-8	2-Chloroethyl vinyl ether	6.2	U

1J - FORM I VOA-TIC

VOLATILE ORGANICS ANALYSIS DATA SHEET

TENTATIVELY IDENTIFIED COMPOUNDS

EPA SAMPLE NO.

690-SB-49
(0.6'-1.3')-O

Lab Name: MITKEM LABORATORIES Contract:

Lab Code: MITKEM Case No.: J1878 Mod. Ref No.: SDG No.: SJ1878

Matrix: (SOIL/SED/WATER) SOIL Lab Sample ID: J1878-27A

Sample wt/vol: 5.20 (g/mL) G Lab File ID: V1L7112.D

Level: (TRACE or LOW/MED) LOW Date Received: 09/29/2010

% Moisture: not dec. 22 Date Analyzed: 10/06/2010

GC Column: DB-624 ID: 0.25 (mm) Dilution Factor: 1.0

Soil Extract Volume: (uL) Soil Aliquot Volume: (uL)

CONCENTRATION UNITS: (ug/L or ug/Kg) µG/KG Purge Volume: 10.0 (mL)

CAS NUMBER	COMPOUND NAME	RT	EST. CONC.	Q
E966796[1]	Total Alkanes	N/A		

[1] EPA-designated Registry Number.

1A - FORM I VOA-1

VOLATILE ORGANICS ANALYSIS DATA SHEET

EPA SAMPLE NO.

MB-54540

Lab Name: MITKEM LABORATORIES Contract:

Lab Code: MITKEM Case No.: J1878 Mod. Ref No.: SDG No.: SJ1878

Matrix: (SOIL/SED/WATER) SOIL Lab Sample ID: MB-54540

Sample wt/vol: 5.00 (g/mL) G Lab File ID: V1L7075.D

Level: (TRACE/LOW/MED) LOW Date Received:

% Moisture: not dec. 0.0 Date Analyzed: 10/05/2010

GC Column: DB-624 ID: 0.25 (mm) Dilution Factor: 1.0

Soil Extract Volume: (uL) Soil Aliquot Volume: (uL)

Purge Volume: 10.0 (mL)

CAS NO.	COMPOUND	CONCENTRATION UNITS: (ug/L or ug/Kg) µG/KG	Q
74-87-3	Chloromethane	5.0	U
75-01-4	Vinyl chloride	5.0	U
74-83-9	Bromomethane	5.0	U
75-00-3	Chloroethane	5.0	U
75-69-4	Trichlorofluoromethane	5.0	U
75-35-4	1,1-Dichloroethene	5.0	U
67-64-1	Acetone	5.0	U
75-15-0	Carbon disulfide	5.0	U
75-09-2	Methylene chloride	5.0	U
156-60-5	trans-1,2-Dichloroethene	5.0	U
1634-04-4	Methyl tert-butyl ether	5.0	U
75-34-3	1,1-Dichloroethane	5.0	U
108-05-4	Vinyl acetate	5.0	U
78-93-3	2-Butanone	5.0	U
156-59-2	cis-1,2-Dichloroethene	5.0	U
67-66-3	Chloroform	5.0	U
71-55-6	1,1,1-Trichloroethane	5.0	U
56-23-5	Carbon tetrachloride	5.0	U
107-06-2	1,2-Dichloroethane	5.0	U
71-43-2	Benzene	5.0	U
79-01-6	Trichloroethene	5.0	U
78-87-5	1,2-Dichloropropane	5.0	U
75-27-4	Bromodichloromethane	5.0	U
10061-01-5	cis-1,3-Dichloropropene	5.0	U
108-10-1	4-Methyl-2-pentanone	5.0	U
108-88-3	Toluene	5.0	U
10061-02-6	trans-1,3-Dichloropropene	5.0	U
79-00-5	1,1,2-Trichloroethane	5.0	U
127-18-4	Tetrachloroethene	5.0	U
591-78-6	2-Hexanone	5.0	U
124-48-1	Dibromochloromethane	5.0	U
108-90-7	Chlorobenzene	5.0	U
100-41-4	Ethylbenzene	5.0	U
1330-20-7	m,p-Xylene	5.0	U
95-47-6	o-Xylene	5.0	U

1B - FORM I VOA-2

VOLATILE ORGANICS ANALYSIS DATA SHEET

EPA SAMPLE NO.

MB-54540

Lab Name: MITKEM LABORATORIES Contract:

Lab Code: MITKEM Case No.: J1878 Mod. Ref No.: SDG No.: SJ1878

Matrix: (SOIL/SED/WATER) SOIL Lab Sample ID: MB-54540

Sample wt/vol: 5.00 (g/mL) G Lab File ID: V1L7075.D

Level: (TRACE/LOW/MED) LOW Date Received:

% Moisture: not dec. 0.0 Date Analyzed: 10/05/2010

GC Column: DB-624 ID: 0.25 (mm) Dilution Factor: 1.0

Soil Extract Volume: (uL) Soil Aliquot Volume: (uL)

Purge Volume: 10.0 (mL)

CAS NO.	COMPOUND	CONCENTRATION UNITS: (ug/L or ug/Kg) µG/KG	Q
1330-20-7	Xylene (Total)	5.0	U
100-42-5	Styrene	5.0	U
75-25-2	Bromoform	5.0	U
98-82-8	Isopropylbenzene	5.0	U
79-34-5	1,1,2,2-Tetrachloroethane	5.0	U
103-65-1	n-Propylbenzene	5.0	U
108-67-8	1,3,5-Trimethylbenzene	5.0	U
98-06-6	tert-Butylbenzene	5.0	U
95-63-6	1,2,4-Trimethylbenzene	5.0	U
135-98-8	sec-Butylbenzene	5.0	U
99-87-6	4-Isopropyltoluene	5.0	U
541-73-1	1,3-Dichlorobenzene	5.0	U
106-46-7	1,4-Dichlorobenzene	5.0	U
104-51-8	n-Butylbenzene	5.0	U
95-50-1	1,2-Dichlorobenzene	5.0	U
91-20-3	Naphthalene	5.0	U
110-75-8	2-Chloroethyl vinyl ether	5.0	U

1J - FORM I VOA-TIC

VOLATILE ORGANICS ANALYSIS DATA SHEET

TENTATIVELY IDENTIFIED COMPOUNDS

EPA SAMPLE NO.

MB-54540

Lab Name: MITKEM LABORATORIES Contract:

Lab Code: MITKEM Case No.: J1878 Mod. Ref No.: SDG No.: SJ1878

Matrix: (SOIL/SED/WATER) SOIL Lab Sample ID: MB-54540

Sample wt/vol: 5.00 (g/mL) G Lab File ID: V1L7075.D

Level: (TRACE or LOW/MED) LOW Date Received:

% Moisture: not dec. Date Analyzed: 10/05/2010

GC Column: DB-624 ID: 0.25 (mm) Dilution Factor: 1.0

Soil Extract Volume: (uL) Soil Aliquot Volume: (uL)

CONCENTRATION UNITS: (ug/L or ug/Kg) µG/KG Purge Volume: 10.0 (mL)

CAS NUMBER	COMPOUND NAME	RT	EST. CONC.	Q
E96679€ [1]	Total Alkanes	N/A		

[1]EPA-designated Registry Number.

1A - FORM I VOA-1

VOLATILE ORGANICS ANALYSIS DATA SHEET

EPA SAMPLE NO.

MB-54565

Lab Name: MITKEM LABORATORIES Contract:

Lab Code: MITKEM Case No.: J1878 Mod. Ref No.: SDG No.: SJ1878

Matrix: (SOIL/SED/WATER) SOIL Lab Sample ID: MB-54565

Sample wt/vol: 5.00 (g/mL) G Lab File ID: V1L7097.D

Level: (TRACE/LOW/MED) LOW Date Received:

% Moisture: not dec. 0.0 Date Analyzed: 10/05/2010

GC Column: DB-624 ID: 0.25 (mm) Dilution Factor: 1.0

Soil Extract Volume: (uL) Soil Aliquot Volume: (uL)

Purge Volume: 10.0 (mL)

CAS NO.	COMPOUND	CONCENTRATION UNITS: (ug/L or ug/Kg) µG/KG	Q
74-87-3	Chloromethane	5.0	U
75-01-4	Vinyl chloride	5.0	U
74-83-9	Bromomethane	5.0	U
75-00-3	Chloroethane	5.0	U
75-69-4	Trichlorofluoromethane	5.0	U
75-35-4	1,1-Dichloroethene	5.0	U
67-64-1	Acetone	5.0	U
75-15-0	Carbon disulfide	5.0	U
75-09-2	Methylene chloride	5.0	U
156-60-5	trans-1,2-Dichloroethene	5.0	U
1634-04-4	Methyl tert-butyl ether	5.0	U
75-34-3	1,1-Dichloroethane	5.0	U
108-05-4	Vinyl acetate	5.0	U
78-93-3	2-Butanone	5.0	U
156-59-2	cis-1,2-Dichloroethene	5.0	U
67-66-3	Chloroform	5.0	U
71-55-6	1,1,1-Trichloroethane	5.0	U
56-23-5	Carbon tetrachloride	5.0	U
107-06-2	1,2-Dichloroethane	5.0	U
71-43-2	Benzene	5.0	U
79-01-6	Trichloroethene	5.0	U
78-87-5	1,2-Dichloropropane	5.0	U
75-27-4	Bromodichloromethane	5.0	U
10061-01-5	cis-1,3-Dichloropropene	5.0	U
108-10-1	4-Methyl-2-pentanone	5.0	U
108-88-3	Toluene	5.0	U
10061-02-6	trans-1,3-Dichloropropene	5.0	U
79-00-5	1,1,2-Trichloroethane	5.0	U
127-18-4	Tetrachloroethene	5.0	U
591-78-6	2-Hexanone	5.0	U
124-48-1	Dibromochloromethane	5.0	U
108-90-7	Chlorobenzene	5.0	U
100-41-4	Ethylbenzene	5.0	U
1330-20-7	m,p-Xylene	5.0	U
95-47-6	o-Xylene	5.0	U

1B - FORM I VOA-2

VOLATILE ORGANICS ANALYSIS DATA SHEET

EPA SAMPLE NO.

MB-54565

Lab Name: MITKEM LABORATORIES Contract:

Lab Code: MITKEM Case No.: J1878 Mod. Ref No.: SDG No.: SJ1878

Matrix: (SOIL/SED/WATER) SOIL Lab Sample ID: MB-54565

Sample wt/vol: 5.00 (g/mL) G Lab File ID: V1L7097.D

Level: (TRACE/LOW/MED) LOW Date Received:

% Moisture: not dec. 0.0 Date Analyzed: 10/05/2010

GC Column: DB-624 ID: 0.25 (mm) Dilution Factor: 1.0

Soil Extract Volume: (uL) Soil Aliquot Volume: (uL)

Purge Volume: 10.0 (mL)

CAS NO.	COMPOUND	CONCENTRATION UNITS: (ug/L or ug/Kg) µG/KG	Q
1330-20-7	Xylene (Total)	5.0	U
100-42-5	Styrene	5.0	U
75-25-2	Bromoform	5.0	U
98-82-8	Isopropylbenzene	5.0	U
79-34-5	1,1,2,2-Tetrachloroethane	5.0	U
103-65-1	n-Propylbenzene	5.0	U
108-67-8	1,3,5-Trimethylbenzene	5.0	U
98-06-6	tert-Butylbenzene	5.0	U
95-63-6	1,2,4-Trimethylbenzene	5.0	U
135-98-8	sec-Butylbenzene	5.0	U
99-87-6	4-Isopropyltoluene	5.0	U
541-73-1	1,3-Dichlorobenzene	5.0	U
106-46-7	1,4-Dichlorobenzene	5.0	U
104-51-8	n-Butylbenzene	5.0	U
95-50-1	1,2-Dichlorobenzene	5.0	U
91-20-3	Naphthalene	5.0	U
110-75-8	2-Chloroethyl vinyl ether	5.0	U

1J - FORM I VOA-TIC

VOLATILE ORGANICS ANALYSIS DATA SHEET

TENTATIVELY IDENTIFIED COMPOUNDS

EPA SAMPLE NO.

MB-54565

Lab Name: MITKEM LABORATORIES Contract:

Lab Code: MITKEM Case No.: J1878 Mod. Ref No.: SDG No.: SJ1878

Matrix: (SOIL/SED/WATER) SOIL Lab Sample ID: MB-54565

Sample wt/vol: 5.00 (g/mL) G Lab File ID: V1L7097.D

Level: (TRACE or LOW/MED) LOW Date Received:

% Moisture: not dec. Date Analyzed: 10/05/2010

GC Column: DB-624 ID: 0.25 (mm) Dilution Factor: 1.0

Soil Extract Volume: (uL) Soil Aliquot Volume: (uL)

CONCENTRATION UNITS: (ug/L or ug/Kg) µG/KG Purge Volume: 10.0 (mL)

CAS NUMBER	COMPOUND NAME	RT	EST. CONC.	Q
E96679€[1]	Total Alkanes	N/A		

[1]EPA-designated Registry Number.

1A - FORM I VOA-1

VOLATILE ORGANICS ANALYSIS DATA SHEET

EPA SAMPLE NO.

MB-54583

Lab Name: MITKEM LABORATORIES Contract:

Lab Code: MITKEM Case No.: J1878 Mod. Ref No.: SDG No.: SJ1878

Matrix: (SOIL/SED/WATER) SOIL Lab Sample ID: MB-54583

Sample wt/vol: 5.00 (g/mL) G Lab File ID: V1L7125.D

Level: (TRACE/LOW/MED) LOW Date Received:

% Moisture: not dec. 0.0 Date Analyzed: 10/06/2010

GC Column: DB-624 ID: 0.25 (mm) Dilution Factor: 1.0

Soil Extract Volume: (uL) Soil Aliquot Volume: (uL)

Purge Volume: 10.0 (mL)

CAS NO.	COMPOUND	CONCENTRATION UNITS: (ug/L or ug/Kg) µG/KG	Q
74-87-3	Chloromethane	5.0	U
75-01-4	Vinyl chloride	5.0	U
74-83-9	Bromomethane	5.0	U
75-00-3	Chloroethane	5.0	U
75-69-4	Trichlorofluoromethane	5.0	U
75-35-4	1,1-Dichloroethene	5.0	U
67-64-1	Acetone	5.0	U
75-15-0	Carbon disulfide	5.0	U
75-09-2	Methylene chloride	5.0	U
156-60-5	trans-1,2-Dichloroethene	5.0	U
1634-04-4	Methyl tert-butyl ether	5.0	U
75-34-3	1,1-Dichloroethane	5.0	U
108-05-4	Vinyl acetate	5.0	U
78-93-3	2-Butanone	5.0	U
156-59-2	cis-1,2-Dichloroethene	5.0	U
67-66-3	Chloroform	5.0	U
71-55-6	1,1,1-Trichloroethane	5.0	U
56-23-5	Carbon tetrachloride	5.0	U
107-06-2	1,2-Dichloroethane	5.0	U
71-43-2	Benzene	5.0	U
79-01-6	Trichloroethene	5.0	U
78-87-5	1,2-Dichloropropane	5.0	U
75-27-4	Bromodichloromethane	5.0	U
10061-01-5	cis-1,3-Dichloropropene	5.0	U
108-10-1	4-Methyl-2-pentanone	5.0	U
108-88-3	Toluene	5.0	U
10061-02-6	trans-1,3-Dichloropropene	5.0	U
79-00-5	1,1,2-Trichloroethane	5.0	U
127-18-4	Tetrachloroethene	5.0	U
591-78-6	2-Hexanone	5.0	U
124-48-1	Dibromochloromethane	5.0	U
108-90-7	Chlorobenzene	5.0	U
100-41-4	Ethylbenzene	5.0	U
1330-20-7	m,p-Xylene	5.0	U
95-47-6	o-Xylene	5.0	U

1B - FORM I VOA-2

VOLATILE ORGANICS ANALYSIS DATA SHEET

EPA SAMPLE NO.

MB-54583

Lab Name: MITKEM LABORATORIES Contract:

Lab Code: MITKEM Case No.: J1878 Mod. Ref No.: SDG No.: SJ1878

Matrix: (SOIL/SED/WATER) SOIL Lab Sample ID: MB-54583

Sample wt/vol: 5.00 (g/mL) G Lab File ID: V1L7125.D

Level: (TRACE/LOW/MED) LOW Date Received:

% Moisture: not dec. 0.0 Date Analyzed: 10/06/2010

GC Column: DB-624 ID: 0.25 (mm) Dilution Factor: 1.0

Soil Extract Volume: (uL) Soil Aliquot Volume: (uL)

Purge Volume: 10.0 (mL)

CAS NO.	COMPOUND	CONCENTRATION UNITS: (ug/L or ug/Kg) µG/KG	Q
1330-20-7	Xylene (Total)	5.0	U
100-42-5	Styrene	5.0	U
75-25-2	Bromoform	5.0	U
98-82-8	Isopropylbenzene	5.0	U
79-34-5	1,1,2,2-Tetrachloroethane	5.0	U
103-65-1	n-Propylbenzene	5.0	U
108-67-8	1,3,5-Trimethylbenzene	5.0	U
98-06-6	tert-Butylbenzene	5.0	U
95-63-6	1,2,4-Trimethylbenzene	5.0	U
135-98-8	sec-Butylbenzene	5.0	U
99-87-6	4-Isopropyltoluene	5.0	U
541-73-1	1,3-Dichlorobenzene	5.0	U
106-46-7	1,4-Dichlorobenzene	5.0	U
104-51-8	n-Butylbenzene	5.0	U
95-50-1	1,2-Dichlorobenzene	5.0	U
91-20-3	Naphthalene	5.0	U
110-75-8	2-Chloroethyl vinyl ether	5.0	U

1J - FORM I VOA-TIC

VOLATILE ORGANICS ANALYSIS DATA SHEET

TENTATIVELY IDENTIFIED COMPOUNDS

EPA SAMPLE NO.

MB-54583

Lab Name: MITKEM LABORATORIES Contract:

Lab Code: MITKEM Case No.: J1878 Mod. Ref No.: SDG No.: SJ1878

Matrix: (SOIL/SED/WATER) SOIL Lab Sample ID: MB-54583

Sample wt/vol: 5.00 (g/mL) G Lab File ID: V1L7125.D

Level: (TRACE or LOW/MED) LOW Date Received:

% Moisture: not dec. Date Analyzed: 10/06/2010

GC Column: DB-624 ID: 0.25 (mm) Dilution Factor: 1.0

Soil Extract Volume: (uL) Soil Aliquot Volume: (uL)

CONCENTRATION UNITS: (ug/L or ug/Kg) µG/KG Purge Volume: 10.0 (mL)

CAS NUMBER	COMPOUND NAME	RT	EST. CONC.	Q
E966796[1]	Total Alkanes	N/A		

[1]EPA-designated Registry Number.

1A - FORM I VOA-1

VOLATILE ORGANICS ANALYSIS DATA SHEET

EPA SAMPLE NO.

MB-54618

Lab Name: MITKEM LABORATORIES Contract:

Lab Code: MITKEM Case No.: J1878 Mod. Ref No.: SDG No.: SJ1878

Matrix: (SOIL/SED/WATER) SOIL Lab Sample ID: MB-54618

Sample wt/vol: 5.00 (g/mL) G Lab File ID: V1L7157.D

Level: (TRACE/LOW/MED) LOW Date Received:

% Moisture: not dec. 0.0 Date Analyzed: 10/07/2010

GC Column: DB-624 ID: 0.25 (mm) Dilution Factor: 1.0

Soil Extract Volume: (uL) Soil Aliquot Volume: (uL)

Purge Volume: 10.0 (mL)

CAS NO.	COMPOUND	CONCENTRATION UNITS: (ug/L or ug/Kg) µG/KG	Q
74-87-3	Chloromethane	5.0	U
75-01-4	Vinyl chloride	5.0	U
74-83-9	Bromomethane	5.0	U
75-00-3	Chloroethane	5.0	U
75-69-4	Trichlorofluoromethane	5.0	U
75-35-4	1,1-Dichloroethene	5.0	U
67-64-1	Acetone	5.0	U
75-15-0	Carbon disulfide	5.0	U
75-09-2	Methylene chloride	5.0	U
156-60-5	trans-1,2-Dichloroethene	5.0	U
1634-04-4	Methyl tert-butyl ether	5.0	U
75-34-3	1,1-Dichloroethane	5.0	U
108-05-4	Vinyl acetate	5.0	U
78-93-3	2-Butanone	5.0	U
156-59-2	cis-1,2-Dichloroethene	5.0	U
67-66-3	Chloroform	5.0	U
71-55-6	1,1,1-Trichloroethane	5.0	U
56-23-5	Carbon tetrachloride	5.0	U
107-06-2	1,2-Dichloroethane	5.0	U
71-43-2	Benzene	5.0	U
79-01-6	Trichloroethene	5.0	U
78-87-5	1,2-Dichloropropane	5.0	U
75-27-4	Bromodichloromethane	5.0	U
10061-01-5	cis-1,3-Dichloropropene	5.0	U
108-10-1	4-Methyl-2-pentanone	5.0	U
108-88-3	Toluene	5.0	U
10061-02-6	trans-1,3-Dichloropropene	5.0	U
79-00-5	1,1,2-Trichloroethane	5.0	U
127-18-4	Tetrachloroethene	5.0	U
591-78-6	2-Hexanone	5.0	U
124-48-1	Dibromochloromethane	5.0	U
108-90-7	Chlorobenzene	5.0	U
100-41-4	Ethylbenzene	5.0	U
1330-20-7	m,p-Xylene	5.0	U
95-47-6	o-Xylene	5.0	U

1B - FORM I VOA-2

VOLATILE ORGANICS ANALYSIS DATA SHEET

EPA SAMPLE NO.

MB-54618

Lab Name: MITKEM LABORATORIES Contract:

Lab Code: MITKEM Case No.: J1878 Mod. Ref No.: SDG No.: SJ1878

Matrix: (SOIL/SED/WATER) SOIL Lab Sample ID: MB-54618

Sample wt/vol: 5.00 (g/mL) G Lab File ID: V1L7157.D

Level: (TRACE/LOW/MED) LOW Date Received:

% Moisture: not dec. 0.0 Date Analyzed: 10/07/2010

GC Column: DB-624 ID: 0.25 (mm) Dilution Factor: 1.0

Soil Extract Volume: (uL) Soil Aliquot Volume: (uL)

Purge Volume: 10.0 (mL)

CAS NO.	COMPOUND	CONCENTRATION UNITS: (ug/L or ug/Kg) µG/KG	Q
1330-20-7	Xylene (Total)	5.0	U
100-42-5	Styrene	5.0	U
75-25-2	Bromoform	5.0	U
98-82-8	Isopropylbenzene	5.0	U
79-34-5	1,1,2,2-Tetrachloroethane	5.0	U
103-65-1	n-Propylbenzene	5.0	U
108-67-8	1,3,5-Trimethylbenzene	5.0	U
98-06-6	tert-Butylbenzene	5.0	U
95-63-6	1,2,4-Trimethylbenzene	5.0	U
135-98-8	sec-Butylbenzene	5.0	U
99-87-6	4-Isopropyltoluene	5.0	U
541-73-1	1,3-Dichlorobenzene	5.0	U
106-46-7	1,4-Dichlorobenzene	5.0	U
104-51-8	n-Butylbenzene	5.0	U
95-50-1	1,2-Dichlorobenzene	5.0	U
91-20-3	Naphthalene	5.0	U
110-75-8	2-Chloroethyl vinyl ether	5.0	U

1J - FORM I VOA-TIC

VOLATILE ORGANICS ANALYSIS DATA SHEET

TENTATIVELY IDENTIFIED COMPOUNDS

EPA SAMPLE NO.

MB-54618

Lab Name: MITKEM LABORATORIES Contract:

Lab Code: MITKEM Case No.: J1878 Mod. Ref No.: SDG No.: SJ1878

Matrix: (SOIL/SED/WATER) SOIL Lab Sample ID: MB-54618

Sample wt/vol: 5.00 (g/mL) G Lab File ID: V1L7157.D

Level: (TRACE or LOW/MED) LOW Date Received:

% Moisture: not dec. Date Analyzed: 10/07/2010

GC Column: DB-624 ID: 0.25 (mm) Dilution Factor: 1.0

Soil Extract Volume: (uL) Soil Aliquot Volume: (uL)

CONCENTRATION UNITS: (ug/L or ug/Kg) µG/KG Purge Volume: 10.0 (mL)

CAS NUMBER	COMPOUND NAME	RT	EST. CONC.	Q
E96679€ [1]	Total Alkanes	N/A		

[1] EPA-designated Registry Number.

1A - FORM I VOA-1

VOLATILE ORGANICS ANALYSIS DATA SHEET

EPA SAMPLE NO.

MB-54566

Lab Name: MITKEM LABORATORIES Contract:

Lab Code: MITKEM Case No.: J1878 Mod. Ref No.: SDG No.: SJ1878

Matrix: (SOIL/SED/WATER) WATER Lab Sample ID: MB-54566

Sample wt/vol: 5.00 (g/mL) ML Lab File ID: V2L8662.D

Level: (TRACE/LOW/MED) LOW Date Received:

% Moisture: not dec. Date Analyzed: 10/05/2010

GC Column: DB-624 ID: 0.25 (mm) Dilution Factor: 1.0

Soil Extract Volume: (uL) Soil Aliquot Volume: (uL)

Purge Volume: 5.0 (mL)

CAS NO.	COMPOUND	CONCENTRATION UNITS: (ug/L or ug/Kg) µG/L	Q
74-87-3	Chloromethane	5.0	U
75-01-4	Vinyl chloride	5.0	U
74-83-9	Bromomethane	5.0	U
75-00-3	Chloroethane	5.0	U
75-69-4	Trichlorofluoromethane	5.0	U
75-35-4	1,1-Dichloroethene	5.0	U
67-64-1	Acetone	5.0	U
75-15-0	Carbon disulfide	5.0	U
75-09-2	Methylene chloride	5.0	U
156-60-5	trans-1,2-Dichloroethene	5.0	U
1634-04-4	Methyl tert-butyl ether	5.0	U
75-34-3	1,1-Dichloroethane	5.0	U
108-05-4	Vinyl acetate	5.0	U
78-93-3	2-Butanone	5.0	U
156-59-2	cis-1,2-Dichloroethene	5.0	U
67-66-3	Chloroform	5.0	U
71-55-6	1,1,1-Trichloroethane	5.0	U
56-23-5	Carbon tetrachloride	5.0	U
107-06-2	1,2-Dichloroethane	5.0	U
71-43-2	Benzene	5.0	U
79-01-6	Trichloroethene	5.0	U
78-87-5	1,2-Dichloropropane	5.0	U
75-27-4	Bromodichloromethane	5.0	U
10061-01-5	cis-1,3-Dichloropropene	5.0	U
108-10-1	4-Methyl-2-pentanone	5.0	U
108-88-3	Toluene	5.0	U
10061-02-6	trans-1,3-Dichloropropene	5.0	U
79-00-5	1,1,2-Trichloroethane	5.0	U
127-18-4	Tetrachloroethene	5.0	U
591-78-6	2-Hexanone	5.0	U
124-48-1	Dibromochloromethane	5.0	U
108-90-7	Chlorobenzene	5.0	U
100-41-4	Ethylbenzene	5.0	U
1330-20-7	m,p-Xylene	5.0	U
95-47-6	o-Xylene	5.0	U

1B - FORM I VOA-2

VOLATILE ORGANICS ANALYSIS DATA SHEET

EPA SAMPLE NO.

MB-54566

Lab Name: MITKEM LABORATORIES Contract:

Lab Code: MITKEM Case No.: J1878 Mod. Ref No.: SDG No.: SJ1878

Matrix: (SOIL/SED/WATER) WATER Lab Sample ID: MB-54566

Sample wt/vol: 5.00 (g/mL) ML Lab File ID: V2L8662.D

Level: (TRACE/LOW/MED) LOW Date Received:

% Moisture: not dec. Date Analyzed: 10/05/2010

GC Column: DB-624 ID: 0.25 (mm) Dilution Factor: 1.0

Soil Extract Volume: (uL) Soil Aliquot Volume: (uL)

Purge Volume: 5.0 (mL)

CAS NO.	COMPOUND	CONCENTRATION UNITS: (ug/L or ug/Kg) µG/L	Q
1330-20-7	Xylene (Total)	5.0	U
100-42-5	Styrene	5.0	U
75-25-2	Bromoform	5.0	U
98-82-8	Isopropylbenzene	5.0	U
79-34-5	1,1,2,2-Tetrachloroethane	5.0	U
103-65-1	n-Propylbenzene	5.0	U
108-67-8	1,3,5-Trimethylbenzene	5.0	U
98-06-6	tert-Butylbenzene	5.0	U
95-63-6	1,2,4-Trimethylbenzene	5.0	U
135-98-8	sec-Butylbenzene	5.0	U
99-87-6	4-Isopropyltoluene	5.0	U
541-73-1	1,3-Dichlorobenzene	5.0	U
106-46-7	1,4-Dichlorobenzene	5.0	U
104-51-8	n-Butylbenzene	5.0	U
95-50-1	1,2-Dichlorobenzene	5.0	U
91-20-3	Naphthalene	5.0	U
110-75-8	2-Chloroethyl vinyl ether	5.0	U

1J - FORM I VOA-TIC

VOLATILE ORGANICS ANALYSIS DATA SHEET

TENTATIVELY IDENTIFIED COMPOUNDS

EPA SAMPLE NO.

MB-54566

Lab Name: MITKEM LABORATORIES Contract:

Lab Code: MITKEM Case No.: J1878 Mod. Ref No.: SDG No.: SJ1878

Matrix: (SOIL/SED/WATER) WATER Lab Sample ID: MB-54566

Sample wt/vol: 5.00 (g/mL) ML Lab File ID: V2L8662.D

Level: (TRACE or LOW/MED) LOW Date Received:

% Moisture: not dec. Date Analyzed: 10/05/2010

GC Column: DB-624 ID: 0.25 (mm) Dilution Factor: 1.0

Soil Extract Volume: (uL) Soil Aliquot Volume: (uL)

CONCENTRATION UNITS: (ug/L or ug/Kg) µG/L Purge Volume: 5.0 (mL)

CAS NUMBER	COMPOUND NAME	RT	EST. CONC.	Q
E96679[1]	Total Alkanes	N/A		

[1] EPA-designated Registry Number.

1A - FORM I VOA-1

VOLATILE ORGANICS ANALYSIS DATA SHEET

EPA SAMPLE NO.

LCS-54540

Lab Name: MITKEM LABORATORIES Contract:

Lab Code: MITKEM Case No.: J1878 Mod. Ref No.: SDG No.: SJ1878

Matrix: (SOIL/SED/WATER) SOIL Lab Sample ID: LCS-54540

Sample wt/vol: 5.00 (g/mL) G Lab File ID: V1L7073.D

Level: (TRACE/LOW/MED) LOW Date Received:

% Moisture: not dec. 0.0 Date Analyzed: 10/05/2010

GC Column: DB-624 ID: 0.25 (mm) Dilution Factor: 1.0

Soil Extract Volume: (uL) Soil Aliquot Volume: (uL)

Purge Volume: 10.0 (mL)

CAS NO.	COMPOUND	CONCENTRATION UNITS: (ug/L or ug/Kg) µG/KG	Q
74-87-3	Chloromethane	52	
75-01-4	Vinyl chloride	34	
74-83-9	Bromomethane	50	
75-00-3	Chloroethane	50	
75-69-4	Trichlorofluoromethane	52	
75-35-4	1,1-Dichloroethene	49	
67-64-1	Acetone	56	
75-15-0	Carbon disulfide	53	
75-09-2	Methylene chloride	51	
156-60-5	trans-1,2-Dichloroethene	52	
1634-04-4	Methyl tert-butyl ether	48	
75-34-3	1,1-Dichloroethane	50	
108-05-4	Vinyl acetate	46	
78-93-3	2-Butanone	52	
156-59-2	cis-1,2-Dichloroethene	52	
67-66-3	Chloroform	49	
71-55-6	1,1,1-Trichloroethane	43	
56-23-5	Carbon tetrachloride	43	
107-06-2	1,2-Dichloroethane	45	
71-43-2	Benzene	52	
79-01-6	Trichloroethene	53	
78-87-5	1,2-Dichloropropane	53	
75-27-4	Bromodichloromethane	49	
10061-01-5	cis-1,3-Dichloropropene	49	
108-10-1	4-Methyl-2-pentanone	48	
108-88-3	Toluene	52	
10061-02-6	trans-1,3-Dichloropropene	47	
79-00-5	1,1,2-Trichloroethane	50	
127-18-4	Tetrachloroethene	54	
591-78-6	2-Hexanone	47	
124-48-1	Dibromochloromethane	48	
108-90-7	Chlorobenzene	52	
100-41-4	Ethylbenzene	52	
1330-20-7	m,p-Xylene	100	
95-47-6	o-Xylene	52	

1B - FORM I VOA-2

VOLATILE ORGANICS ANALYSIS DATA SHEET

EPA SAMPLE NO.

LCS-54540

Lab Name: MITKEM LABORATORIES Contract:

Lab Code: MITKEM Case No.: J1878 Mod. Ref No.: SDG No.: SJ1878

Matrix: (SOIL/SED/WATER) SOIL Lab Sample ID: LCS-54540

Sample wt/vol: 5.00 (g/mL) G Lab File ID: V1L7073.D

Level: (TRACE/LOW/MED) LOW Date Received:

% Moisture: not dec. 0.0 Date Analyzed: 10/05/2010

GC Column: DB-624 ID: 0.25 (mm) Dilution Factor: 1.0

Soil Extract Volume: (uL) Soil Aliquot Volume: (uL)

Purge Volume: 10.0 (mL)

CAS NO.	COMPOUND	CONCENTRATION UNITS: (ug/L or ug/Kg) µG/KG	Q
1330-20-7	Xylene (Total)	160	
100-42-5	Styrene	53	
75-25-2	Bromoform	53	
98-82-8	Isopropylbenzene	51	
79-34-5	1,1,2,2-Tetrachloroethane	48	
103-65-1	n-Propylbenzene	51	
108-67-8	1,3,5-Trimethylbenzene	48	
98-06-6	tert-Butylbenzene	48	
95-63-6	1,2,4-Trimethylbenzene	48	
135-98-8	sec-Butylbenzene	51	
99-87-6	4-Isopropyltoluene	50	
541-73-1	1,3-Dichlorobenzene	51	
106-46-7	1,4-Dichlorobenzene	51	
104-51-8	n-Butylbenzene	51	
95-50-1	1,2-Dichlorobenzene	53	
91-20-3	Naphthalene	54	
110-75-8	2-Chloroethyl vinyl ether	45	

1A - FORM I VOA-1

VOLATILE ORGANICS ANALYSIS DATA SHEET

EPA SAMPLE NO.

LCS-54565

Lab Name: MITKEM LABORATORIES Contract:

Lab Code: MITKEM Case No.: J1878 Mod. Ref No.: SDG No.: SJ1878

Matrix: (SOIL/SED/WATER) SOIL Lab Sample ID: LCS-54565

Sample wt/vol: 5.00 (g/mL) G Lab File ID: V1L7094.D

Level: (TRACE/LOW/MED) LOW Date Received:

% Moisture: not dec. 0.0 Date Analyzed: 10/05/2010

GC Column: DB-624 ID: 0.25 (mm) Dilution Factor: 1.0

Soil Extract Volume: (uL) Soil Aliquot Volume: (uL)

Purge Volume: 10.0 (mL)

CAS NO.	COMPOUND	CONCENTRATION UNITS: (ug/L or ug/Kg) µG/KG	Q
74-87-3	Chloromethane	46	
75-01-4	Vinyl chloride	43	
74-83-9	Bromomethane	49	
75-00-3	Chloroethane	44	
75-69-4	Trichlorofluoromethane	42	
75-35-4	1,1-Dichloroethene	43	
67-64-1	Acetone	37	
75-15-0	Carbon disulfide	47	
75-09-2	Methylene chloride	51	
156-60-5	trans-1,2-Dichloroethene	50	
1634-04-4	Methyl tert-butyl ether	48	
75-34-3	1,1-Dichloroethane	48	
108-05-4	Vinyl acetate	44	
78-93-3	2-Butanone	43	
156-59-2	cis-1,2-Dichloroethene	53	
67-66-3	Chloroform	48	
71-55-6	1,1,1-Trichloroethane	46	
56-23-5	Carbon tetrachloride	44	
107-06-2	1,2-Dichloroethane	45	
71-43-2	Benzene	50	
79-01-6	Trichloroethene	51	
78-87-5	1,2-Dichloropropane	51	
75-27-4	Bromodichloromethane	49	
10061-01-5	cis-1,3-Dichloropropene	48	
108-10-1	4-Methyl-2-pentanone	45	
108-88-3	Toluene	50	
10061-02-6	trans-1,3-Dichloropropene	48	
79-00-5	1,1,2-Trichloroethane	53	
127-18-4	Tetrachloroethene	49	
591-78-6	2-Hexanone	37	
124-48-1	Dibromochloromethane	50	
108-90-7	Chlorobenzene	51	
100-41-4	Ethylbenzene	48	
1330-20-7	m,p-Xylene	97	
95-47-6	o-Xylene	50	

1B - FORM I VOA-2

VOLATILE ORGANICS ANALYSIS DATA SHEET

EPA SAMPLE NO.

LCS-54565

Lab Name: MITKEM LABORATORIES Contract:

Lab Code: MITKEM Case No.: J1878 Mod. Ref No.: SDG No.: SJ1878

Matrix: (SOIL/SED/WATER) SOIL Lab Sample ID: LCS-54565

Sample wt/vol: 5.00 (g/mL) G Lab File ID: V1L7094.D

Level: (TRACE/LOW/MED) LOW Date Received:

% Moisture: not dec. 0.0 Date Analyzed: 10/05/2010

GC Column: DB-624 ID: 0.25 (mm) Dilution Factor: 1.0

Soil Extract Volume: (uL) Soil Aliquot Volume: (uL)

Purge Volume: 10.0 (mL)

CAS NO.	COMPOUND	CONCENTRATION UNITS: (ug/L or ug/Kg) µG/KG	Q
1330-20-7	Xylene (Total)	150	
100-42-5	Styrene	51	
75-25-2	Bromoform	55	
98-82-8	Isopropylbenzene	45	
79-34-5	1,1,2,2-Tetrachloroethane	48	
103-65-1	n-Propylbenzene	45	
108-67-8	1,3,5-Trimethylbenzene	44	
98-06-6	tert-Butylbenzene	43	
95-63-6	1,2,4-Trimethylbenzene	44	
135-98-8	sec-Butylbenzene	43	
99-87-6	4-Isopropyltoluene	43	
541-73-1	1,3-Dichlorobenzene	49	
106-46-7	1,4-Dichlorobenzene	49	
104-51-8	n-Butylbenzene	44	
95-50-1	1,2-Dichlorobenzene	52	
91-20-3	Naphthalene	54	
110-75-8	2-Chloroethyl vinyl ether	39	

1A - FORM I VOA-1

VOLATILE ORGANICS ANALYSIS DATA SHEET

EPA SAMPLE NO.

LCSD-54565

Lab Name: MITKEM LABORATORIES Contract:

Lab Code: MITKEM Case No.: J1878 Mod. Ref No.: SDG No.: SJ1878

Matrix: (SOIL/SED/WATER) SOIL Lab Sample ID: LCSD-54565

Sample wt/vol: 5.00 (g/mL) G Lab File ID: V1L7095.D

Level: (TRACE/LOW/MED) LOW Date Received:

% Moisture: not dec. 0.0 Date Analyzed: 10/05/2010

GC Column: DB-624 ID: 0.25 (mm) Dilution Factor: 1.0

Soil Extract Volume: (uL) Soil Aliquot Volume: (uL)

Purge Volume: 10.0 (mL)

CAS NO.	COMPOUND	CONCENTRATION UNITS: (ug/L or ug/Kg) µG/KG	Q
74-87-3	Chloromethane	43	
75-01-4	Vinyl chloride	41	
74-83-9	Bromomethane	46	
75-00-3	Chloroethane	42	
75-69-4	Trichlorofluoromethane	42	
75-35-4	1,1-Dichloroethene	42	
67-64-1	Acetone	34	
75-15-0	Carbon disulfide	46	
75-09-2	Methylene chloride	47	
156-60-5	trans-1,2-Dichloroethene	46	
1634-04-4	Methyl tert-butyl ether	46	
75-34-3	1,1-Dichloroethane	46	
108-05-4	Vinyl acetate	42	
78-93-3	2-Butanone	39	
156-59-2	cis-1,2-Dichloroethene	51	
67-66-3	Chloroform	46	
71-55-6	1,1,1-Trichloroethane	43	
56-23-5	Carbon tetrachloride	41	
107-06-2	1,2-Dichloroethane	43	
71-43-2	Benzene	48	
79-01-6	Trichloroethene	50	
78-87-5	1,2-Dichloropropane	49	
75-27-4	Bromodichloromethane	48	
10061-01-5	cis-1,3-Dichloropropene	47	
108-10-1	4-Methyl-2-pentanone	42	
108-88-3	Toluene	47	
10061-02-6	trans-1,3-Dichloropropene	45	
79-00-5	1,1,2-Trichloroethane	50	
127-18-4	Tetrachloroethene	50	
591-78-6	2-Hexanone	34	
124-48-1	Dibromochloromethane	49	
108-90-7	Chlorobenzene	49	
100-41-4	Ethylbenzene	48	
1330-20-7	m,p-Xylene	96	
95-47-6	o-Xylene	49	

1B - FORM I VOA-2

VOLATILE ORGANICS ANALYSIS DATA SHEET

EPA SAMPLE NO.

LCSD-54565

Lab Name: MITKEM LABORATORIES Contract:

Lab Code: MITKEM Case No.: J1878 Mod. Ref No.: SDG No.: SJ1878

Matrix: (SOIL/SED/WATER) SOIL Lab Sample ID: LCSD-54565

Sample wt/vol: 5.00 (g/mL) G Lab File ID: V1L7095.D

Level: (TRACE/LOW/MED) LOW Date Received:

% Moisture: not dec. 0.0 Date Analyzed: 10/05/2010

GC Column: DB-624 ID: 0.25 (mm) Dilution Factor: 1.0

Soil Extract Volume: (uL) Soil Aliquot Volume: (uL)

Purge Volume: 10.0 (mL)

CAS NO.	COMPOUND	CONCENTRATION UNITS: (ug/L or ug/Kg) µG/KG	Q
1330-20-7	Xylene (Total)	140	
100-42-5	Styrene	50	
75-25-2	Bromoform	53	
98-82-8	Isopropylbenzene	45	
79-34-5	1,1,2,2-Tetrachloroethane	47	
103-65-1	n-Propylbenzene	44	
108-67-8	1,3,5-Trimethylbenzene	43	
98-06-6	tert-Butylbenzene	41	
95-63-6	1,2,4-Trimethylbenzene	43	
135-98-8	sec-Butylbenzene	44	
99-87-6	4-Isopropyltoluene	43	
541-73-1	1,3-Dichlorobenzene	46	
106-46-7	1,4-Dichlorobenzene	47	
104-51-8	n-Butylbenzene	42	
95-50-1	1,2-Dichlorobenzene	48	
91-20-3	Naphthalene	50	
110-75-8	2-Chloroethyl vinyl ether	38	

1A - FORM I VOA-1

VOLATILE ORGANICS ANALYSIS DATA SHEET

EPA SAMPLE NO.

LCS-54583

Lab Name: MITKEM LABORATORIES Contract:

Lab Code: MITKEM Case No.: J1878 Mod. Ref No.: SDG No.: SJ1878

Matrix: (SOIL/SED/WATER) SOIL Lab Sample ID: LCS-54583

Sample wt/vol: 5.00 (g/mL) G Lab File ID: V1L7123.D

Level: (TRACE/LOW/MED) LOW Date Received:

% Moisture: not dec. 0.0 Date Analyzed: 10/06/2010

GC Column: DB-624 ID: 0.25 (mm) Dilution Factor: 1.0

Soil Extract Volume: (uL) Soil Aliquot Volume: (uL)

Purge Volume: 10.0 (mL)

CAS NO.	COMPOUND	CONCENTRATION UNITS: (ug/L or ug/Kg) µG/KG	Q
74-87-3	Chloromethane	48	
75-01-4	Vinyl chloride	33	
74-83-9	Bromomethane	45	
75-00-3	Chloroethane	48	
75-69-4	Trichlorofluoromethane	47	
75-35-4	1,1-Dichloroethene	47	
67-64-1	Acetone	59	
75-15-0	Carbon disulfide	51	
75-09-2	Methylene chloride	51	
156-60-5	trans-1,2-Dichloroethene	53	
1634-04-4	Methyl tert-butyl ether	49	
75-34-3	1,1-Dichloroethane	53	
108-05-4	Vinyl acetate	48	
78-93-3	2-Butanone	60	
156-59-2	cis-1,2-Dichloroethene	55	
67-66-3	Chloroform	49	
71-55-6	1,1,1-Trichloroethane	47	
56-23-5	Carbon tetrachloride	42	
107-06-2	1,2-Dichloroethane	46	
71-43-2	Benzene	54	
79-01-6	Trichloroethene	54	
78-87-5	1,2-Dichloropropane	53	
75-27-4	Bromodichloromethane	48	
10061-01-5	cis-1,3-Dichloropropene	51	
108-10-1	4-Methyl-2-pentanone	52	
108-88-3	Toluene	53	
10061-02-6	trans-1,3-Dichloropropene	50	
79-00-5	1,1,2-Trichloroethane	55	
127-18-4	Tetrachloroethene	54	
591-78-6	2-Hexanone	51	
124-48-1	Dibromochloromethane	52	
108-90-7	Chlorobenzene	53	
100-41-4	Ethylbenzene	53	
1330-20-7	m,p-Xylene	110	
95-47-6	o-Xylene	54	

1B - FORM I VOA-2

VOLATILE ORGANICS ANALYSIS DATA SHEET

EPA SAMPLE NO.

LCS-54583

Lab Name: MITKEM LABORATORIES Contract:

Lab Code: MITKEM Case No.: J1878 Mod. Ref No.: SDG No.: SJ1878

Matrix: (SOIL/SED/WATER) SOIL Lab Sample ID: LCS-54583

Sample wt/vol: 5.00 (g/mL) G Lab File ID: V1L7123.D

Level: (TRACE/LOW/MED) LOW Date Received:

% Moisture: not dec. 0.0 Date Analyzed: 10/06/2010

GC Column: DB-624 ID: 0.25 (mm) Dilution Factor: 1.0

Soil Extract Volume: (uL) Soil Aliquot Volume: (uL)

Purge Volume: 10.0 (mL)

CAS NO.	COMPOUND	CONCENTRATION UNITS: (ug/L or ug/Kg) µG/KG	Q
1330-20-7	Xylene (Total)	160	
100-42-5	Styrene	54	
75-25-2	Bromoform	56	
98-82-8	Isopropylbenzene	52	
79-34-5	1,1,2,2-Tetrachloroethane	54	
103-65-1	n-Propylbenzene	52	
108-67-8	1,3,5-Trimethylbenzene	49	
98-06-6	tert-Butylbenzene	48	
95-63-6	1,2,4-Trimethylbenzene	47	
135-98-8	sec-Butylbenzene	52	
99-87-6	4-Isopropyltoluene	49	
541-73-1	1,3-Dichlorobenzene	50	
106-46-7	1,4-Dichlorobenzene	49	
104-51-8	n-Butylbenzene	49	
95-50-1	1,2-Dichlorobenzene	51	
91-20-3	Naphthalene	64	
110-75-8	2-Chloroethyl vinyl ether	44	

1A - FORM I VOA-1

VOLATILE ORGANICS ANALYSIS DATA SHEET

EPA SAMPLE NO.

LCS-54618

Lab Name: MITKEM LABORATORIES Contract:

Lab Code: MITKEM Case No.: J1878 Mod. Ref No.: SDG No.: SJ1878

Matrix: (SOIL/SED/WATER) SOIL Lab Sample ID: LCS-54618

Sample wt/vol: 5.00 (g/mL) G Lab File ID: V1L7155.D

Level: (TRACE/LOW/MED) LOW Date Received:

% Moisture: not dec. 0.0 Date Analyzed: 10/07/2010

GC Column: DB-624 ID: 0.25 (mm) Dilution Factor: 1.0

Soil Extract Volume: (uL) Soil Aliquot Volume: (uL)

Purge Volume: 10.0 (mL)

CAS NO.	COMPOUND	CONCENTRATION UNITS: (ug/L or ug/Kg) µG/KG	Q
74-87-3	Chloromethane	47	
75-01-4	Vinyl chloride	43	
74-83-9	Bromomethane	47	
75-00-3	Chloroethane	51	
75-69-4	Trichlorofluoromethane	50	
75-35-4	1,1-Dichloroethene	50	
67-64-1	Acetone	61	
75-15-0	Carbon disulfide	51	
75-09-2	Methylene chloride	52	
156-60-5	trans-1,2-Dichloroethene	50	
1634-04-4	Methyl tert-butyl ether	47	
75-34-3	1,1-Dichloroethane	49	
108-05-4	Vinyl acetate	43	
78-93-3	2-Butanone	51	
156-59-2	cis-1,2-Dichloroethene	52	
67-66-3	Chloroform	45	
71-55-6	1,1,1-Trichloroethane	42	
56-23-5	Carbon tetrachloride	42	
107-06-2	1,2-Dichloroethane	43	
71-43-2	Benzene	50	
79-01-6	Trichloroethene	52	
78-87-5	1,2-Dichloropropane	48	
75-27-4	Bromodichloromethane	46	
10061-01-5	cis-1,3-Dichloropropene	48	
108-10-1	4-Methyl-2-pentanone	44	
108-88-3	Toluene	51	
10061-02-6	trans-1,3-Dichloropropene	46	
79-00-5	1,1,2-Trichloroethane	49	
127-18-4	Tetrachloroethene	53	
591-78-6	2-Hexanone	43	
124-48-1	Dibromochloromethane	46	
108-90-7	Chlorobenzene	50	
100-41-4	Ethylbenzene	49	
1330-20-7	m,p-Xylene	99	
95-47-6	o-Xylene	49	

1B - FORM I VOA-2

VOLATILE ORGANICS ANALYSIS DATA SHEET

EPA SAMPLE NO.

LCS-54618

Lab Name: MITKEM LABORATORIES Contract:

Lab Code: MITKEM Case No.: J1878 Mod. Ref No.: SDG No.: SJ1878

Matrix: (SOIL/SED/WATER) SOIL Lab Sample ID: LCS-54618

Sample wt/vol: 5.00 (g/mL) G Lab File ID: V1L7155.D

Level: (TRACE/LOW/MED) LOW Date Received:

% Moisture: not dec. 0.0 Date Analyzed: 10/07/2010

GC Column: DB-624 ID: 0.25 (mm) Dilution Factor: 1.0

Soil Extract Volume: (uL) Soil Aliquot Volume: (uL)

Purge Volume: 10.0 (mL)

CAS NO.	COMPOUND	CONCENTRATION UNITS: (ug/L or ug/Kg) µG/KG	Q
1330-20-7	Xylene (Total)	150	
100-42-5	Styrene	49	
75-25-2	Bromoform	54	
98-82-8	Isopropylbenzene	47	
79-34-5	1,1,2,2-Tetrachloroethane	43	
103-65-1	n-Propylbenzene	42	
108-67-8	1,3,5-Trimethylbenzene	40	
98-06-6	tert-Butylbenzene	40	
95-63-6	1,2,4-Trimethylbenzene	40	
135-98-8	sec-Butylbenzene	43	
99-87-6	4-Isopropyltoluene	43	
541-73-1	1,3-Dichlorobenzene	46	
106-46-7	1,4-Dichlorobenzene	44	
104-51-8	n-Butylbenzene	45	
95-50-1	1,2-Dichlorobenzene	48	
91-20-3	Naphthalene	56	
110-75-8	2-Chloroethyl vinyl ether	36	

1A - FORM I VOA-1

VOLATILE ORGANICS ANALYSIS DATA SHEET

EPA SAMPLE NO.

LCS-54566

Lab Name: MITKEM LABORATORIES Contract:

Lab Code: MITKEM Case No.: J1878 Mod. Ref No.: SDG No.: SJ1878

Matrix: (SOIL/SED/WATER) WATER Lab Sample ID: LCS-54566

Sample wt/vol: 5.00 (g/mL) ML Lab File ID: V2L8659.D

Level: (TRACE/LOW/MED) LOW Date Received:

% Moisture: not dec. Date Analyzed: 10/05/2010

GC Column: DB-624 ID: 0.25 (mm) Dilution Factor: 1.0

Soil Extract Volume: (uL) Soil Aliquot Volume: (uL)

Purge Volume: 5.0 (mL)

CAS NO.	COMPOUND	CONCENTRATION UNITS: (ug/L or ug/Kg) µG/L	Q
74-87-3	Chloromethane	56	
75-01-4	Vinyl chloride	57	
74-83-9	Bromomethane	45	
75-00-3	Chloroethane	50	
75-69-4	Trichlorofluoromethane	51	
75-35-4	1,1-Dichloroethene	59	
67-64-1	Acetone	55	
75-15-0	Carbon disulfide	56	
75-09-2	Methylene chloride	57	
156-60-5	trans-1,2-Dichloroethene	56	
1634-04-4	Methyl tert-butyl ether	57	
75-34-3	1,1-Dichloroethane	57	
108-05-4	Vinyl acetate	55	
78-93-3	2-Butanone	52	
156-59-2	cis-1,2-Dichloroethene	55	
67-66-3	Chloroform	58	
71-55-6	1,1,1-Trichloroethane	57	
56-23-5	Carbon tetrachloride	58	
107-06-2	1,2-Dichloroethane	58	
71-43-2	Benzene	56	
79-01-6	Trichloroethene	55	
78-87-5	1,2-Dichloropropane	56	
75-27-4	Bromodichloromethane	56	
10061-01-5	cis-1,3-Dichloropropene	54	
108-10-1	4-Methyl-2-pentanone	56	
108-88-3	Toluene	56	
10061-02-6	trans-1,3-Dichloropropene	53	
79-00-5	1,1,2-Trichloroethane	54	
127-18-4	Tetrachloroethene	68	
591-78-6	2-Hexanone	56	
124-48-1	Dibromochloromethane	56	
108-90-7	Chlorobenzene	55	
100-41-4	Ethylbenzene	56	
1330-20-7	m,p-Xylene	110	
95-47-6	o-Xylene	57	

1B - FORM I VOA-2

VOLATILE ORGANICS ANALYSIS DATA SHEET

EPA SAMPLE NO.

LCS-54566

Lab Name: MITKEM LABORATORIES Contract:

Lab Code: MITKEM Case No.: J1878 Mod. Ref No.: SDG No.: SJ1878

Matrix: (SOIL/SED/WATER) WATER Lab Sample ID: LCS-54566

Sample wt/vol: 5.00 (g/mL) ML Lab File ID: V2L8659.D

Level: (TRACE/LOW/MED) LOW Date Received:

% Moisture: not dec. Date Analyzed: 10/05/2010

GC Column: DB-624 ID: 0.25 (mm) Dilution Factor: 1.0

Soil Extract Volume: (uL) Soil Aliquot Volume: (uL)

Purge Volume: 5.0 (mL)

CAS NO.	COMPOUND	CONCENTRATION UNITS: (ug/L or ug/Kg) µG/L	Q
1330-20-7	Xylene (Total)	170	
100-42-5	Styrene	55	
75-25-2	Bromoform	54	
98-82-8	Isopropylbenzene	60	
79-34-5	1,1,2,2-Tetrachloroethane	54	
103-65-1	n-Propylbenzene	55	
108-67-8	1,3,5-Trimethylbenzene	58	
98-06-6	tert-Butylbenzene	55	
95-63-6	1,2,4-Trimethylbenzene	57	
135-98-8	sec-Butylbenzene	58	
99-87-6	4-Isopropyltoluene	57	
541-73-1	1,3-Dichlorobenzene	55	
106-46-7	1,4-Dichlorobenzene	54	
104-51-8	n-Butylbenzene	56	
95-50-1	1,2-Dichlorobenzene	56	
91-20-3	Naphthalene	53	
110-75-8	2-Chloroethyl vinyl ether	45	

1A - FORM I VOA-1

VOLATILE ORGANICS ANALYSIS DATA SHEET

EPA SAMPLE NO.

LCSD-54566

Lab Name: MITKEM LABORATORIES Contract:

Lab Code: MITKEM Case No.: J1878 Mod. Ref No.: SDG No.: SJ1878

Matrix: (SOIL/SED/WATER) WATER Lab Sample ID: LCSD-54566

Sample wt/vol: 5.00 (g/mL) ML Lab File ID: V2L8660.D

Level: (TRACE/LOW/MED) LOW Date Received:

% Moisture: not dec. Date Analyzed: 10/05/2010

GC Column: DB-624 ID: 0.25 (mm) Dilution Factor: 1.0

Soil Extract Volume: (uL) Soil Aliquot Volume: (uL)

Purge Volume: 5.0 (mL)

CAS NO.	COMPOUND	CONCENTRATION UNITS: (ug/L or ug/Kg) µG/L	Q
74-87-3	Chloromethane	56	
75-01-4	Vinyl chloride	56	
74-83-9	Bromomethane	50	
75-00-3	Chloroethane	53	
75-69-4	Trichlorofluoromethane	54	
75-35-4	1,1-Dichloroethene	55	
67-64-1	Acetone	62	
75-15-0	Carbon disulfide	55	
75-09-2	Methylene chloride	55	
156-60-5	trans-1,2-Dichloroethene	53	
1634-04-4	Methyl tert-butyl ether	56	
75-34-3	1,1-Dichloroethane	56	
108-05-4	Vinyl acetate	54	
78-93-3	2-Butanone	55	
156-59-2	cis-1,2-Dichloroethene	55	
67-66-3	Chloroform	55	
71-55-6	1,1,1-Trichloroethane	56	
56-23-5	Carbon tetrachloride	56	
107-06-2	1,2-Dichloroethane	57	
71-43-2	Benzene	54	
79-01-6	Trichloroethene	53	
78-87-5	1,2-Dichloropropane	56	
75-27-4	Bromodichloromethane	55	
10061-01-5	cis-1,3-Dichloropropene	53	
108-10-1	4-Methyl-2-pentanone	57	
108-88-3	Toluene	53	
10061-02-6	trans-1,3-Dichloropropene	53	
79-00-5	1,1,2-Trichloroethane	54	
127-18-4	Tetrachloroethene	66	
591-78-6	2-Hexanone	56	
124-48-1	Dibromochloromethane	55	
108-90-7	Chlorobenzene	54	
100-41-4	Ethylbenzene	54	
1330-20-7	m,p-Xylene	110	
95-47-6	o-Xylene	56	

1B - FORM I VOA-2

VOLATILE ORGANICS ANALYSIS DATA SHEET

EPA SAMPLE NO.

LCSD-54566

Lab Name: MITKEM LABORATORIES Contract:

Lab Code: MITKEM Case No.: J1878 Mod. Ref No.: SDG No.: SJ1878

Matrix: (SOIL/SED/WATER) WATER Lab Sample ID: LCSD-54566

Sample wt/vol: 5.00 (g/mL) ML Lab File ID: V2L8660.D

Level: (TRACE/LOW/MED) LOW Date Received:

% Moisture: not dec. Date Analyzed: 10/05/2010

GC Column: DB-624 ID: 0.25 (mm) Dilution Factor: 1.0

Soil Extract Volume: (uL) Soil Aliquot Volume: (uL)

Purge Volume: 5.0 (mL)

CAS NO.	COMPOUND	CONCENTRATION UNITS: (ug/L or ug/Kg) µG/L	Q
1330-20-7	Xylene (Total)	170	
100-42-5	Styrene	54	
75-25-2	Bromoform	54	
98-82-8	Isopropylbenzene	57	
79-34-5	1,1,2,2-Tetrachloroethane	54	
103-65-1	n-Propylbenzene	54	
108-67-8	1,3,5-Trimethylbenzene	56	
98-06-6	tert-Butylbenzene	54	
95-63-6	1,2,4-Trimethylbenzene	56	
135-98-8	sec-Butylbenzene	57	
99-87-6	4-Isopropyltoluene	56	
541-73-1	1,3-Dichlorobenzene	54	
106-46-7	1,4-Dichlorobenzene	51	
104-51-8	n-Butylbenzene	56	
95-50-1	1,2-Dichlorobenzene	55	
91-20-3	Naphthalene	55	
110-75-8	2-Chloroethyl vinyl ether	44	

1A - FORM I VOA-1

VOLATILE ORGANICS ANALYSIS DATA SHEET

EPA SAMPLE NO.

690-SB-43
(0.6'-3.5')-OMS

Lab Name: MITKEM LABORATORIES Contract:

Lab Code: MITKEM Case No.: J1878 Mod. Ref No.: SDG No.: SJ1878

Matrix: (SOIL/SED/WATER) SOIL Lab Sample ID: J1878-24BMS

Sample wt/vol: 5.50 (g/mL) G Lab File ID: V1L7162.D

Level: (TRACE/LOW/MED) LOW Date Received: 09/29/2010

% Moisture: not dec. 13 Date Analyzed: 10/07/2010

GC Column: DB-624 ID: 0.25 (mm) Dilution Factor: 1.0

Soil Extract Volume: (uL) Soil Aliquot Volume: (uL)

Purge Volume: 10.0 (mL)

CAS NO.	COMPOUND	CONCENTRATION UNITS: (ug/L or ug/Kg) µG/KG	Q
74-87-3	Chloromethane	36	
75-01-4	Vinyl chloride	40	
74-83-9	Bromomethane	37	
75-00-3	Chloroethane	35	
75-69-4	Trichlorofluoromethane	37	
75-35-4	1,1-Dichloroethene	37	
67-64-1	Acetone	38	
75-15-0	Carbon disulfide	40	
75-09-2	Methylene chloride	37	
156-60-5	trans-1,2-Dichloroethene	39	
1634-04-4	Methyl tert-butyl ether	33	
75-34-3	1,1-Dichloroethane	36	
108-05-4	Vinyl acetate	19	
78-93-3	2-Butanone	41	
156-59-2	cis-1,2-Dichloroethene	40	
67-66-3	Chloroform	35	
71-55-6	1,1,1-Trichloroethane	38	
56-23-5	Carbon tetrachloride	39	
107-06-2	1,2-Dichloroethane	33	
71-43-2	Benzene	39	
79-01-6	Trichloroethene	50	
78-87-5	1,2-Dichloropropane	36	
75-27-4	Bromodichloromethane	35	
10061-01-5	cis-1,3-Dichloropropene	35	
108-10-1	4-Methyl-2-pentanone	30	
108-88-3	Toluene	40	
10061-02-6	trans-1,3-Dichloropropene	32	
79-00-5	1,1,2-Trichloroethane	38	
127-18-4	Tetrachloroethene	65	
591-78-6	2-Hexanone	27	
124-48-1	Dibromochloromethane	33	
108-90-7	Chlorobenzene	36	
100-41-4	Ethylbenzene	38	
1330-20-7	m,p-Xylene	77	
95-47-6	o-Xylene	37	

1B - FORM I VOA-2

VOLATILE ORGANICS ANALYSIS DATA SHEET

EPA SAMPLE NO.

690-SB-43
(0.6'-3.5')-OMS

Lab Name: MITKEM LABORATORIES Contract:

Lab Code: MITKEM Case No.: J1878 Mod. Ref No.: SDG No.: SJ1878

Matrix: (SOIL/SED/WATER) SOIL Lab Sample ID: J1878-24BMS

Sample wt/vol: 5.50 (g/mL) G Lab File ID: V1L7162.D

Level: (TRACE/LOW/MED) LOW Date Received: 09/29/2010

% Moisture: not dec. 13 Date Analyzed: 10/07/2010

GC Column: DB-624 ID: 0.25 (mm) Dilution Factor: 1.0

Soil Extract Volume: (uL) Soil Aliquot Volume: (uL)

Purge Volume: 10.0 (mL)

CAS NO.	COMPOUND	CONCENTRATION UNITS: (ug/L or ug/Kg) µG/KG	Q
1330-20-7	Xylene (Total)	110	
100-42-5	Styrene	36	
75-25-2	Bromoform	37	
98-82-8	Isopropylbenzene	37	
79-34-5	1,1,2,2-Tetrachloroethane	25	
103-65-1	n-Propylbenzene	34	
108-67-8	1,3,5-Trimethylbenzene	32	
98-06-6	tert-Butylbenzene	29	
95-63-6	1,2,4-Trimethylbenzene	31	
135-98-8	sec-Butylbenzene	34	
99-87-6	4-Isopropyltoluene	34	
541-73-1	1,3-Dichlorobenzene	32	
106-46-7	1,4-Dichlorobenzene	30	
104-51-8	n-Butylbenzene	33	
95-50-1	1,2-Dichlorobenzene	31	
91-20-3	Naphthalene	27	
110-75-8	2-Chloroethyl vinyl ether	25	

1A - FORM I VOA-1

VOLATILE ORGANICS ANALYSIS DATA SHEET

EPA SAMPLE NO.

690-SB-43
(0.6'-3.5')-OMSD

Lab Name: MITKEM LABORATORIES Contract:

Lab Code: MITKEM Case No.: J1878 Mod. Ref No.: SDG No.: SJ1878

Matrix: (SOIL/SED/WATER) SOIL Lab Sample ID: J1878-24BMSD

Sample wt/vol: 5.30 (g/mL) G Lab File ID: V1L7163.D

Level: (TRACE/LOW/MED) LOW Date Received: 09/29/2010

% Moisture: not dec. 13 Date Analyzed: 10/07/2010

GC Column: DB-624 ID: 0.25 (mm) Dilution Factor: 1.0

Soil Extract Volume: (uL) Soil Aliquot Volume: (uL)

Purge Volume: 10.0 (mL)

CAS NO.	COMPOUND	CONCENTRATION UNITS: (ug/L or ug/Kg) µG/KG	Q
74-87-3	Chloromethane	38	
75-01-4	Vinyl chloride	42	
74-83-9	Bromomethane	41	
75-00-3	Chloroethane	39	
75-69-4	Trichlorofluoromethane	38	
75-35-4	1,1-Dichloroethene	39	
67-64-1	Acetone	45	
75-15-0	Carbon disulfide	42	
75-09-2	Methylene chloride	40	
156-60-5	trans-1,2-Dichloroethene	42	
1634-04-4	Methyl tert-butyl ether	37	
75-34-3	1,1-Dichloroethane	40	
108-05-4	Vinyl acetate	20	
78-93-3	2-Butanone	41	
156-59-2	cis-1,2-Dichloroethene	44	
67-66-3	Chloroform	38	
71-55-6	1,1,1-Trichloroethane	40	
56-23-5	Carbon tetrachloride	39	
107-06-2	1,2-Dichloroethane	37	
71-43-2	Benzene	42	
79-01-6	Trichloroethene	54	
78-87-5	1,2-Dichloropropane	41	
75-27-4	Bromodichloromethane	41	
10061-01-5	cis-1,3-Dichloropropene	40	
108-10-1	4-Methyl-2-pentanone	35	
108-88-3	Toluene	43	
10061-02-6	trans-1,3-Dichloropropene	37	
79-00-5	1,1,2-Trichloroethane	43	
127-18-4	Tetrachloroethene	75	
591-78-6	2-Hexanone	33	
124-48-1	Dibromochloromethane	39	
108-90-7	Chlorobenzene	42	
100-41-4	Ethylbenzene	41	
1330-20-7	m,p-Xylene	84	
95-47-6	o-Xylene	43	

1B - FORM I VOA-2

VOLATILE ORGANICS ANALYSIS DATA SHEET

EPA SAMPLE NO.

690-SB-43
(0.6'-3.5')-OMSD

Lab Name: MITKEM LABORATORIES Contract:

Lab Code: MITKEM Case No.: J1878 Mod. Ref No.: SDG No.: SJ1878

Matrix: (SOIL/SED/WATER) SOIL Lab Sample ID: J1878-24BMSD

Sample wt/vol: 5.30 (g/mL) G Lab File ID: V1L7163.D

Level: (TRACE/LOW/MED) LOW Date Received: 09/29/2010

% Moisture: not dec. 13 Date Analyzed: 10/07/2010

GC Column: DB-624 ID: 0.25 (mm) Dilution Factor: 1.0

Soil Extract Volume: (uL) Soil Aliquot Volume: (uL)

Purge Volume: 10.0 (mL)

CAS NO.	COMPOUND	CONCENTRATION UNITS: (ug/L or ug/Kg) µG/KG	Q
1330-20-7	Xylene (Total)	130	
100-42-5	Styrene	41	
75-25-2	Bromoform	40	
98-82-8	Isopropylbenzene	40	
79-34-5	1,1,2,2-Tetrachloroethane	28	
103-65-1	n-Propylbenzene	38	
108-67-8	1,3,5-Trimethylbenzene	37	
98-06-6	tert-Butylbenzene	31	
95-63-6	1,2,4-Trimethylbenzene	36	
135-98-8	sec-Butylbenzene	38	
99-87-6	4-Isopropyltoluene	37	
541-73-1	1,3-Dichlorobenzene	38	
106-46-7	1,4-Dichlorobenzene	37	
104-51-8	n-Butylbenzene	36	
95-50-1	1,2-Dichlorobenzene	38	
91-20-3	Naphthalene	35	
110-75-8	2-Chloroethyl vinyl ether	30	

1D - FORM I SV-1

SEMIVOLATILE ORGANICS ANALYSIS DATA SHEET

CLIENT SAMPLE NO.
690-FIELD BLANK-O

Lab Name: MITKEM LABORATORIES Contract:

Lab Code: MITKEM Case No.: J1878 Mod. Ref No.: SDG No.: SJ1878

Matrix: (SOIL/SED/WATER) WATER Lab Sample ID: J1878-02C

Sample wt/vol: 980 (g/mL) ML Lab File ID: S1G2458.D

Level: (LOW/MED) LOW Extraction: (Type) SEPF

% Moisture: Decanted: (Y/N) Date Received: 09/29/2010

Concentrated Extract Volume: 1000 (uL) Date Extracted: 09/30/2010

Injection Volume: 1.0 (uL) GPC Factor: 1.00 Date Analyzed: 10/01/2010

GPC Cleanup: (Y/N) N pH: Dilution Factor: 1.0

CAS NO.	COMPOUND	CONCENTRATION UNITS: (ug/L or ug/Kg) UG/L	Q
108-95-2	Phenol	10	U
111-44-4	Bis(2-chloroethyl)ether	10	U
95-57-8	2-Chlorophenol	10	U
541-73-1	1,3-Dichlorobenzene	10	U
106-46-7	1,4-Dichlorobenzene	10	U
95-50-1	1,2-Dichlorobenzene	10	U
95-48-7	2-Methylphenol	10	U
108-60-1	2,2'-oxybis(1-Chloropropane)	10	U
106-44-5	4-Methylphenol	10	U
621-64-7	N-Nitroso-di-n-propylamine	10	U
67-72-1	Hexachloroethane	10	U
98-95-3	Nitrobenzene	10	U
78-59-1	Isophorone	10	U
88-75-5	2-Nitrophenol	10	U
105-67-9	2,4-Dimethylphenol	10	U
120-83-2	2,4-Dichlorophenol	10	U
120-82-1	1,2,4-Trichlorobenzene	10	U
91-20-3	Naphthalene	10	U
106-47-8	4-Chloroaniline	10	U
111-91-1	Bis(2-chloroethoxy)methane	10	U
87-68-3	Hexachlorobutadiene	10	U
59-50-7	4-Chloro-3-methylphenol	10	U
91-57-6	2-Methylnaphthalene	10	U
77-47-4	Hexachlorocyclopentadiene	10	U
88-06-2	2,4,6-Trichlorophenol	10	U
95-95-4	2,4,5-Trichlorophenol	20	U
91-58-7	2-Chloronaphthalene	10	U
88-74-4	2-Nitroaniline	20	U
131-11-3	Dimethylphthalate	10	U
208-96-8	Acenaphthylene	10	U
606-20-2	2,6-Dinitrotoluene	10	U
99-09-2	3-Nitroaniline	20	U
83-32-9	Acenaphthene	10	U
51-28-5	2,4-Dinitrophenol	20	U
100-02-7	4-Nitrophenol	20	U
132-64-9	Dibenzofuran	10	U

1E - FORM I SV-2

SEMIVOLATILE ORGANICS ANALYSIS DATA SHEET

CLIENT SAMPLE NO.

690-FIELD BLANK-O

Lab Name: MITKEM LABORATORIES Contract:

Lab Code: MITKEM Case No.: J1878 Mod. Ref No.: SDG No.: SJ1878

Matrix: (SOIL/SED/WATER) WATER Lab Sample ID: J1878-02C

Sample wt/vol: 980 (g/mL) ML Lab File ID: S1G2458.D

Level: (LOW/MED) LOW Extraction: (Type) SEPF

% Moisture: Decanted: (Y/N) Date Received: 09/29/2010

Concentrated Extract Volume: 1000 (uL) Date Extracted: 09/30/2010

Injection Volume: 1.0 (uL) GPC Factor: 1.00 Date Analyzed: 10/01/2010

GPC Cleanup: (Y/N) N pH: Dilution Factor: 1.0

CAS NO.	COMPOUND	CONCENTRATION UNITS: (ug/L or ug/Kg) UG/L	Q
121-14-2	2,4-Dinitrotoluene	10	U
84-66-2	Diethylphthalate	10	U
7005-72-3	4-Chlorophenyl-phenylether	10	U
86-73-7	Fluorene	10	U
100-01-6	4-Nitroaniline	20	U
534-52-1	4,6-Dinitro-2-methylphenol	20	U
86-30-6	N-Nitrosodiphenylamine	10	U
101-55-3	4-Bromophenyl-phenylether	10	U
118-74-1	Hexachlorobenzene	10	U
87-86-5	Pentachlorophenol	20	U
85-01-8	Phenanthrene	10	U
120-12-7	Anthracene	10	U
86-74-8	Carbazole	10	U
84-74-2	Di-n-butylphthalate	10	U
206-44-0	Fluoranthene	10	U
129-00-0	Pyrene	10	U
85-68-7	Butylbenzylphthalate	10	U
91-94-1	3,3'-Dichlorobenzidine	10	U
56-55-3	Benzo(a)anthracene	10	U
218-01-9	Chrysene	10	U
117-81-7	Bis(2-ethylhexyl)phthalate	10	U
117-84-0	Di-n-octylphthalate	10	U
205-99-2	Benzo(b)fluoranthene	10	U
207-08-9	Benzo(k)fluoranthene	10	U
50-32-8	Benzo(a)pyrene	10	U
193-39-5	Indeno(1,2,3-cd)pyrene	10	U
53-70-3	Dibenzo(a,h)anthracene	10	U
191-24-2	Benzo(g,h,i)perylene	10	U

1K - FORM I SV-TIC

SEMIVOLATILE ORGANICS ANALYSIS DATA SHEET

TENTATIVELY IDENTIFIED COMPOUNDS

CLIENT SAMPLE NO.

690-FIELD BLANK-O

Lab Name: MITKEM LABORATORIES Contract:

Lab Code: MITKEM Case No.: J1878 Mod. Ref No.: SDG No.: SJ1878

Matrix: (SOIL/SED/WATER) WATER Lab Sample ID: J1878-02C

Sample wt/vol: 980 (g/mL) ML Lab File ID: S1G2458.D

Level: (TRACE or LOW/MED) LOW Extraction: (Type) SEPF

% Moisture: Decanted: (Y/N) Date Received: 09/29/2010

Concentrated Extract Volume: 1000 (uL) Date Extracted: 09/30/2010

Injection Volume: 1.0 (uL) GPC Factor: 1.00 Date Analyzed: 10/01/2010

GPC Cleanup: (Y/N) N pH: Dilution Factor: 1.0

CONCENTRATION UNITS: (ug/L or ug/Kg) UG/L

	CAS NUMBER	COMPOUND NAME	RT	EST. CONC.	Q
01	54063-09-1	Diisoamylene	2.156	41	NJ
02		Unknown-01	2.221	6.2	J
	E966796[2]	Total Alkanes	N/A		

[2] EPA-designated Registry Number.

1D - FORM I SV-1

SEMIVOLATILE ORGANICS ANALYSIS DATA SHEET

CLIENT SAMPLE NO.
690-SB-82
(0.2'-4.0')-O

Lab Name: MITKEM LABORATORIES Contract:

Lab Code: MITKEM Case No.: J1878 Mod. Ref No.: SDG No.: SJ1878

Matrix: (SOIL/SED/WATER) SOIL Lab Sample ID: J1878-03A

Sample wt/vol: 30.3 (g/mL) G Lab File ID: S3G8963.D

Level: (LOW/MED) LOW Extraction: (Type) SONC

% Moisture: 9.0 Decanted: (Y/N) N Date Received: 09/29/2010

Concentrated Extract Volume: 1000 (uL) Date Extracted: 09/30/2010

Injection Volume: 1.0 (uL) GPC Factor: 1.00 Date Analyzed: 10/06/2010

GPC Cleanup: (Y/N) N pH: Dilution Factor: 1.0

CAS NO.	COMPOUND	CONCENTRATION UNITS: (ug/L or ug/Kg) UG/KG	Q
108-95-2	Phenol	360	U
111-44-4	Bis(2-chloroethyl)ether	360	U
95-57-8	2-Chlorophenol	360	U
541-73-1	1,3-Dichlorobenzene	360	U
106-46-7	1,4-Dichlorobenzene	360	U
95-50-1	1,2-Dichlorobenzene	360	U
95-48-7	2-Methylphenol	360	U
108-60-1	2,2'-oxybis(1-Chloropropane)	360	U
106-44-5	4-Methylphenol	360	U
621-64-7	N-Nitroso-di-n-propylamine	360	U
67-72-1	Hexachloroethane	360	U
98-95-3	Nitrobenzene	360	U
78-59-1	Isophorone	360	U
88-75-5	2-Nitrophenol	360	U
105-67-9	2,4-Dimethylphenol	360	U
120-83-2	2,4-Dichlorophenol	360	U
120-82-1	1,2,4-Trichlorobenzene	360	U
91-20-3	Naphthalene	360	U
106-47-8	4-Chloroaniline	360	U
111-91-1	Bis(2-chloroethoxy)methane	360	U
87-68-3	Hexachlorobutadiene	360	U
59-50-7	4-Chloro-3-methylphenol	360	U
91-57-6	2-Methylnaphthalene	360	U
77-47-4	Hexachlorocyclopentadiene	360	U
88-06-2	2,4,6-Trichlorophenol	360	U
95-95-4	2,4,5-Trichlorophenol	730	U
91-58-7	2-Chloronaphthalene	360	U
88-74-4	2-Nitroaniline	730	U
131-11-3	Dimethylphthalate	360	U
208-96-8	Acenaphthylene	360	U
606-20-2	2,6-Dinitrotoluene	360	U
99-09-2	3-Nitroaniline	730	U
83-32-9	Acenaphthene	360	U
51-28-5	2,4-Dinitrophenol	730	U
100-02-7	4-Nitrophenol	730	U
132-64-9	Dibenzofuran	360	U

1E - FORM I SV-2

SEMIVOLATILE ORGANICS ANALYSIS DATA SHEET

CLIENT SAMPLE NO.

690-SB-82
(0.2'-4.0')-O

Lab Name: MITKEM LABORATORIES Contract:

Lab Code: MITKEM Case No.: J1878 Mod. Ref No.: SDG No.: SJ1878

Matrix: (SOIL/SED/WATER) SOIL Lab Sample ID: J1878-03A

Sample wt/vol: 30.3 (g/mL) G Lab File ID: S3G8963.D

Level: (LOW/MED) LOW Extraction: (Type) SONC

% Moisture: 9.0 Decanted: (Y/N) N Date Received: 09/29/2010

Concentrated Extract Volume: 1000 (uL) Date Extracted: 09/30/2010

Injection Volume: 1.0 (uL) GPC Factor: 1.00 Date Analyzed: 10/06/2010

GPC Cleanup: (Y/N) N pH: Dilution Factor: 1.0

CAS NO.	COMPOUND	CONCENTRATION UNITS: (ug/L or ug/Kg) UG/KG	Q
121-14-2	2,4-Dinitrotoluene	360	U
84-66-2	Diethylphthalate	360	U
7005-72-3	4-Chlorophenyl-phenylether	360	U
86-73-7	Fluorene	360	U
100-01-6	4-Nitroaniline	730	U
534-52-1	4,6-Dinitro-2-methylphenol	730	U
86-30-6	N-Nitrosodiphenylamine	360	U
101-55-3	4-Bromophenyl-phenylether	360	U
118-74-1	Hexachlorobenzene	360	U
87-86-5	Pentachlorophenol	730	U
85-01-8	Phenanthrene	360	U
120-12-7	Anthracene	360	U
86-74-8	Carbazole	360	U
84-74-2	Di-n-butylphthalate	360	U
206-44-0	Fluoranthene	360	U
129-00-0	Pyrene	360	U
85-68-7	Butylbenzylphthalate	360	U
91-94-1	3,3'-Dichlorobenzidine	360	U
56-55-3	Benzo(a)anthracene	360	U
218-01-9	Chrysene	360	U
117-81-7	Bis(2-ethylhexyl)phthalate	360	U
117-84-0	Di-n-octylphthalate	360	U
205-99-2	Benzo(b)fluoranthene	360	U
207-08-9	Benzo(k)fluoranthene	360	U
50-32-8	Benzo(a)pyrene	360	U
193-39-5	Indeno(1,2,3-cd)pyrene	360	U
53-70-3	Dibenzo(a,h)anthracene	360	U
191-24-2	Benzo(g,h,i)perylene	360	U

1K - FORM I SV-TIC

SEMIVOLATILE ORGANICS ANALYSIS DATA SHEET

TENTATIVELY IDENTIFIED COMPOUNDS

CLIENT SAMPLE NO.

690-SB-82
(0.2'-4.0')-O

Lab Name: MITKEM LABORATORIES Contract:

Lab Code: MITKEM Case No.: J1878 Mod. Ref No.: SDG No.: SJ1878

Matrix: (SOIL/SED/WATER) SOIL Lab Sample ID: J1878-03A

Sample wt/vol: 30.3 (g/mL) G Lab File ID: S3G8963.D

Level: (TRACE or LOW/MED) LOW Extraction: (Type) SONC

% Moisture: 9.0 Decanted: (Y/N) N Date Received: 09/29/2010

Concentrated Extract Volume: 1000 (uL) Date Extracted: 09/30/2010

Injection Volume: 1.0 (uL) GPC Factor: 1.00 Date Analyzed: 10/06/2010

GPC Cleanup: (Y/N) N pH: Dilution Factor: 1.0

CONCENTRATION UNITS: (ug/L or ug/Kg) UG/KG

CAS NUMBER	COMPOUND NAME	RT	EST. CONC.	Q
E96679[2]	Total Alkanes	N/A		

[2]EPA-designated Registry Number.

1D - FORM I SV-1

SEMIVOLATILE ORGANICS ANALYSIS DATA SHEET

CLIENT SAMPLE NO.

690-SB-82
(0.2-4.0')-D

Lab Name: MITKEM LABORATORIES Contract:

Lab Code: MITKEM Case No.: J1878 Mod. Ref No.: SDG No.: SJ1878

Matrix: (SOIL/SED/WATER) SOIL Lab Sample ID: J1878-04A

Sample wt/vol: 30.3 (g/mL) G Lab File ID: S3G8964.D

Level: (LOW/MED) LOW Extraction: (Type) SONC

% Moisture: 7.0 Decanted: (Y/N) N Date Received: 09/29/2010

Concentrated Extract Volume: 1000 (uL) Date Extracted: 09/30/2010

Injection Volume: 1.0 (uL) GPC Factor: 1.00 Date Analyzed: 10/06/2010

GPC Cleanup: (Y/N) N pH: Dilution Factor: 1.0

CAS NO.	COMPOUND	CONCENTRATION UNITS: (ug/L or ug/Kg) UG/KG	Q
108-95-2	Phenol	350	U
111-44-4	Bis(2-chloroethyl)ether	350	U
95-57-8	2-Chlorophenol	350	U
541-73-1	1,3-Dichlorobenzene	350	U
106-46-7	1,4-Dichlorobenzene	350	U
95-50-1	1,2-Dichlorobenzene	350	U
95-48-7	2-Methylphenol	350	U
108-60-1	2,2´-oxybis(1-Chloropropane)	350	U
106-44-5	4-Methylphenol	350	U
621-64-7	N-Nitroso-di-n-propylamine	350	U
67-72-1	Hexachloroethane	350	U
98-95-3	Nitrobenzene	350	U
78-59-1	Isophorone	350	U
88-75-5	2-Nitrophenol	350	U
105-67-9	2,4-Dimethylphenol	350	U
120-83-2	2,4-Dichlorophenol	350	U
120-82-1	1,2,4-Trichlorobenzene	350	U
91-20-3	Naphthalene	350	U
106-47-8	4-Chloroaniline	350	U
111-91-1	Bis(2-chloroethoxy)methane	350	U
87-68-3	Hexachlorobutadiene	350	U
59-50-7	4-Chloro-3-methylphenol	350	U
91-57-6	2-Methylnaphthalene	350	U
77-47-4	Hexachlorocyclopentadiene	350	U
88-06-2	2,4,6-Trichlorophenol	350	U
95-95-4	2,4,5-Trichlorophenol	710	U
91-58-7	2-Chloronaphthalene	350	U
88-74-4	2-Nitroaniline	710	U
131-11-3	Dimethylphthalate	350	U
208-96-8	Acenaphthylene	350	U
606-20-2	2,6-Dinitrotoluene	350	U
99-09-2	3-Nitroaniline	710	U
83-32-9	Acenaphthene	350	U
51-28-5	2,4-Dinitrophenol	710	U
100-02-7	4-Nitrophenol	710	U
132-64-9	Dibenzofuran	350	U

1E - FORM I SV-2

SEMIVOLATILE ORGANICS ANALYSIS DATA SHEET

CLIENT SAMPLE NO.
690-SB-82
(0.2-4.0')-D

Lab Name: MITKEM LABORATORIES Contract:

Lab Code: MITKEM Case No.: J1878 Mod. Ref No.: SDG No.: SJ1878

Matrix: (SOIL/SED/WATER) SOIL Lab Sample ID: J1878-04A

Sample wt/vol: 30.3 (g/mL) G Lab File ID: S3G8964.D

Level: (LOW/MED) LOW Extraction: (Type) SONC

% Moisture: 7.0 Decanted: (Y/N) N Date Received: 09/29/2010

Concentrated Extract Volume: 1000 (uL) Date Extracted: 09/30/2010

Injection Volume: 1.0 (uL) GPC Factor: 1.00 Date Analyzed: 10/06/2010

GPC Cleanup: (Y/N) N pH: Dilution Factor: 1.0

CAS NO.	COMPOUND	CONCENTRATION UNITS: (ug/L or ug/Kg) UG/KG	Q
121-14-2	2,4-Dinitrotoluene	350	U
84-66-2	Diethylphthalate	350	U
7005-72-3	4-Chlorophenyl-phenylether	350	U
86-73-7	Fluorene	350	U
100-01-6	4-Nitroaniline	710	U
534-52-1	4,6-Dinitro-2-methylphenol	710	U
86-30-6	N-Nitrosodiphenylamine	350	U
101-55-3	4-Bromophenyl-phenylether	350	U
118-74-1	Hexachlorobenzene	350	U
87-86-5	Pentachlorophenol	710	U
85-01-8	Phenanthrene	350	U
120-12-7	Anthracene	350	U
86-74-8	Carbazole	350	U
84-74-2	Di-n-butylphthalate	350	U
206-44-0	Fluoranthene	82	J
129-00-0	Pyrene	75	J
85-68-7	Butylbenzylphthalate	350	U
91-94-1	3,3´-Dichlorobenzidine	350	U
56-55-3	Benzo(a)anthracene	64	J
218-01-9	Chrysene	69	J
117-81-7	Bis(2-ethylhexyl)phthalate	350	U
117-84-0	Di-n-octylphthalate	350	U
205-99-2	Benzo(b)fluoranthene	93	J
207-08-9	Benzo(k)fluoranthene	46	J
50-32-8	Benzo(a)pyrene	78	J
193-39-5	Indeno(1,2,3-cd)pyrene	52	J
53-70-3	Dibenzo(a,h)anthracene	350	U
191-24-2	Benzo(g,h,i)perylene	65	J

1K - FORM I SV-TIC

SEMIVOLATILE ORGANICS ANALYSIS DATA SHEET

TENTATIVELY IDENTIFIED COMPOUNDS

CLIENT SAMPLE NO.

690-SB-82 (0.2-4.0')-D

Lab Name: MITKEM LABORATORIES Contract:

Lab Code: MITKEM Case No.: J1878 Mod. Ref No.: SDG No.: SJ1878

Matrix: (SOIL/SED/WATER) SOIL Lab Sample ID: J1878-04A

Sample wt/vol: 30.3 (g/mL) G Lab File ID: S3G8964.D

Level: (TRACE or LOW/MED) LOW Extraction: (Type) SONC

% Moisture: 7.0 Decanted: (Y/N) N Date Received: 09/29/2010

Concentrated Extract Volume: 1000 (uL) Date Extracted: 09/30/2010

Injection Volume: 1.0 (uL) GPC Factor: 1.00 Date Analyzed: 10/06/2010

GPC Cleanup: (Y/N) N pH: Dilution Factor: 1.0

CONCENTRATION UNITS: (ug/L or ug/Kg) UG/KG

CAS NUMBER	COMPOUND NAME	RT	EST. CONC.	Q
E96679[2]	Total Alkanes	N/A		

[2]EPA-designated Registry Number.

1D - FORM I SV-1

SEMIVOLATILE ORGANICS ANALYSIS DATA SHEET

CLIENT SAMPLE NO.

690-SB-81(4.0'-7.9')-O

Lab Name: MITKEM LABORATORIES Contract:

Lab Code: MITKEM Case No.: J1878 Mod. Ref No.: SDG No.: SJ1878

Matrix: (SOIL/SED/WATER) SOIL Lab Sample ID: J1878-05A

Sample wt/vol: 30.4 (g/mL) G Lab File ID: S3G8965.D

Level: (LOW/MED) LOW Extraction: (Type) SONC

% Moisture: 13 Decanted: (Y/N) N Date Received: 09/29/2010

Concentrated Extract Volume: 1000 (uL) Date Extracted: 09/30/2010

Injection Volume: 1.0 (uL) GPC Factor: 1.00 Date Analyzed: 10/06/2010

GPC Cleanup: (Y/N) N pH: Dilution Factor: 1.0

CAS NO.	COMPOUND	CONCENTRATION UNITS: (ug/L or ug/Kg) UG/KG	Q
108-95-2	Phenol	370	U
111-44-4	Bis(2-chloroethyl)ether	370	U
95-57-8	2-Chlorophenol	370	U
541-73-1	1,3-Dichlorobenzene	370	U
106-46-7	1,4-Dichlorobenzene	370	U
95-50-1	1,2-Dichlorobenzene	370	U
95-48-7	2-Methylphenol	370	U
108-60-1	2,2'-oxybis(1-Chloropropane)	370	U
106-44-5	4-Methylphenol	370	U
621-64-7	N-Nitroso-di-n-propylamine	370	U
67-72-1	Hexachloroethane	370	U
98-95-3	Nitrobenzene	370	U
78-59-1	Isophorone	370	U
88-75-5	2-Nitrophenol	370	U
105-67-9	2,4-Dimethylphenol	370	U
120-83-2	2,4-Dichlorophenol	370	U
120-82-1	1,2,4-Trichlorobenzene	370	U
91-20-3	Naphthalene	370	U
106-47-8	4-Chloroaniline	370	U
111-91-1	Bis(2-chloroethoxy)methane	370	U
87-68-3	Hexachlorobutadiene	370	U
59-50-7	4-Chloro-3-methylphenol	370	U
91-57-6	2-Methylnaphthalene	370	U
77-47-4	Hexachlorocyclopentadiene	370	U
88-06-2	2,4,6-Trichlorophenol	370	U
95-95-4	2,4,5-Trichlorophenol	760	U
91-58-7	2-Chloronaphthalene	370	U
88-74-4	2-Nitroaniline	760	U
131-11-3	Dimethylphthalate	370	U
208-96-8	Acenaphthylene	370	U
606-20-2	2,6-Dinitrotoluene	370	U
99-09-2	3-Nitroaniline	760	U
83-32-9	Acenaphthene	370	U
51-28-5	2,4-Dinitrophenol	760	U
100-02-7	4-Nitrophenol	760	U
132-64-9	Dibenzofuran	370	U

1E - FORM I SV-2

SEMIVOLATILE ORGANICS ANALYSIS DATA SHEET

CLIENT SAMPLE NO.
690-SB-81(4.0'-7.9')-O

Lab Name: MITKEM LABORATORIES Contract:

Lab Code: MITKEM Case No.: J1878 Mod. Ref No.: SDG No.: SJ1878

Matrix: (SOIL/SED/WATER) SOIL Lab Sample ID: J1878-05A

Sample wt/vol: 30.4 (g/mL) G Lab File ID: S3G8965.D

Level: (LOW/MED) LOW Extraction: (Type) SONC

% Moisture: 13 Decanted: (Y/N) N Date Received: 09/29/2010

Concentrated Extract Volume: 1000 (uL) Date Extracted: 09/30/2010

Injection Volume: 1.0 (uL) GPC Factor: 1.00 Date Analyzed: 10/06/2010

GPC Cleanup: (Y/N) N pH: Dilution Factor: 1.0

CAS NO.	COMPOUND	CONCENTRATION UNITS: (ug/L or ug/Kg) UG/KG	Q
121-14-2	2,4-Dinitrotoluene	370	U
84-66-2	Diethylphthalate	370	U
7005-72-3	4-Chlorophenyl-phenylether	370	U
86-73-7	Fluorene	370	U
100-01-6	4-Nitroaniline	760	U
534-52-1	4,6-Dinitro-2-methylphenol	760	U
86-30-6	N-Nitrosodiphenylamine	370	U
101-55-3	4-Bromophenyl-phenylether	370	U
118-74-1	Hexachlorobenzene	370	U
87-86-5	Pentachlorophenol	760	U
85-01-8	Phenanthrene	370	U
120-12-7	Anthracene	370	U
86-74-8	Carbazole	370	U
84-74-2	Di-n-butylphthalate	370	U
206-44-0	Fluoranthene	53	J
129-00-0	Pyrene	49	J
85-68-7	Butylbenzylphthalate	370	U
91-94-1	3,3´-Dichlorobenzidine	370	U
56-55-3	Benzo(a)anthracene	370	U
218-01-9	Chrysene	370	U
117-81-7	Bis(2-ethylhexyl)phthalate	370	U
117-84-0	Di-n-octylphthalate	370	U
205-99-2	Benzo(b)fluoranthene	370	U
207-08-9	Benzo(k)fluoranthene	370	U
50-32-8	Benzo(a)pyrene	40	J
193-39-5	Indeno(1,2,3-cd)pyrene	370	U
53-70-3	Dibenzo(a,h)anthracene	370	U
191-24-2	Benzo(g,h,i)perylene	370	U

1K - FORM I SV-TIC

SEMIVOLATILE ORGANICS ANALYSIS DATA SHEET

TENTATIVELY IDENTIFIED COMPOUNDS

CLIENT SAMPLE NO.

690-SB-81(4.0'-7.9')-O

Lab Name: MITKEM LABORATORIES Contract:

Lab Code: MITKEM Case No.: J1878 Mod. Ref No.: SDG No.: SJ1878

Matrix: (SOIL/SED/WATER) SOIL Lab Sample ID: J1878-05A

Sample wt/vol: 30.4 (g/mL) G Lab File ID: S3G8965.D

Level: (TRACE or LOW/MED) LOW Extraction: (Type) SONC

% Moisture: 13 Decanted: (Y/N) N Date Received: 09/29/2010

Concentrated Extract Volume: 1000 (uL) Date Extracted: 09/30/2010

Injection Volume: 1.0 (uL) GPC Factor: 1.00 Date Analyzed: 10/06/2010

GPC Cleanup: (Y/N) N pH: Dilution Factor: 1.0

CONCENTRATION UNITS: (ug/L or ug/Kg) UG/KG

CAS NUMBER	COMPOUND NAME	RT	EST. CONC.	Q
E966796[2]	Total Alkanes	N/A		

[2]EPA-designated Registry Number.

1D - FORM I SV-1

SEMIVOLATILE ORGANICS ANALYSIS DATA SHEET

CLIENT SAMPLE NO.
690-SB-75
(6.5'-7.0')-O

Lab Name: MITKEM LABORATORIES Contract:

Lab Code: MITKEM Case No.: J1878 Mod. Ref No.: SDG No.: SJ1878

Matrix: (SOIL/SED/WATER) SOIL Lab Sample ID: J1878-07A

Sample wt/vol: 30.3 (g/mL) G Lab File ID: S3G8966.D

Level: (LOW/MED) LOW Extraction: (Type) SONC

% Moisture: 15 Decanted: (Y/N) N Date Received: 09/29/2010

Concentrated Extract Volume: 1000 (uL) Date Extracted: 09/30/2010

Injection Volume: 1.0 (uL) GPC Factor: 1.00 Date Analyzed: 10/06/2010

GPC Cleanup: (Y/N) N pH: Dilution Factor: 1.0

CAS NO.	COMPOUND	CONCENTRATION UNITS: (ug/L or ug/Kg) UG/KG	Q
108-95-2	Phenol	380	U
111-44-4	Bis(2-chloroethyl)ether	380	U
95-57-8	2-Chlorophenol	380	U
541-73-1	1,3-Dichlorobenzene	380	U
106-46-7	1,4-Dichlorobenzene	380	U
95-50-1	1,2-Dichlorobenzene	380	U
95-48-7	2-Methylphenol	380	U
108-60-1	2,2'-oxybis(1-Chloropropane)	380	U
106-44-5	4-Methylphenol	380	U
621-64-7	N-Nitroso-di-n-propylamine	380	U
67-72-1	Hexachloroethane	380	U
98-95-3	Nitrobenzene	380	U
78-59-1	Isophorone	380	U
88-75-5	2-Nitrophenol	380	U
105-67-9	2,4-Dimethylphenol	380	U
120-83-2	2,4-Dichlorophenol	380	U
120-82-1	1,2,4-Trichlorobenzene	380	U
91-20-3	Naphthalene	380	U
106-47-8	4-Chloroaniline	380	U
111-91-1	Bis(2-chloroethoxy)methane	380	U
87-68-3	Hexachlorobutadiene	380	U
59-50-7	4-Chloro-3-methylphenol	380	U
91-57-6	2-Methylnaphthalene	380	U
77-47-4	Hexachlorocyclopentadiene	380	U
88-06-2	2,4,6-Trichlorophenol	380	U
95-95-4	2,4,5-Trichlorophenol	780	U
91-58-7	2-Chloronaphthalene	380	U
88-74-4	2-Nitroaniline	780	U
131-11-3	Dimethylphthalate	380	U
208-96-8	Acenaphthylene	380	U
606-20-2	2,6-Dinitrotoluene	380	U
99-09-2	3-Nitroaniline	780	U
83-32-9	Acenaphthene	380	U
51-28-5	2,4-Dinitrophenol	780	U
100-02-7	4-Nitrophenol	780	U
132-64-9	Dibenzofuran	380	U

1E - FORM I SV-2

SEMIVOLATILE ORGANICS ANALYSIS DATA SHEET

CLIENT SAMPLE NO.
690-SB-75
(6.5'-7.0')-O

Lab Name: MITKEM LABORATORIES Contract:

Lab Code: MITKEM Case No.: J1878 Mod. Ref No.: SDG No.: SJ1878

Matrix: (SOIL/SED/WATER) SOIL Lab Sample ID: J1878-07A

Sample wt/vol: 30.3 (g/mL) G Lab File ID: S3G8966.D

Level: (LOW/MED) LOW Extraction: (Type) SONC

% Moisture: 15 Decanted: (Y/N) N Date Received: 09/29/2010

Concentrated Extract Volume: 1000 (uL) Date Extracted: 09/30/2010

Injection Volume: 1.0 (uL) GPC Factor: 1.00 Date Analyzed: 10/06/2010

GPC Cleanup: (Y/N) N pH: Dilution Factor: 1.0

CAS NO.	COMPOUND	CONCENTRATION UNITS: (ug/L or ug/Kg) UG/KG	Q
121-14-2	2,4-Dinitrotoluene	380	U
84-66-2	Diethylphthalate	380	U
7005-72-3	4-Chlorophenyl-phenylether	380	U
86-73-7	Fluorene	380	U
100-01-6	4-Nitroaniline	780	U
534-52-1	4,6-Dinitro-2-methylphenol	780	U
86-30-6	N-Nitrosodiphenylamine	380	U
101-55-3	4-Bromophenyl-phenylether	380	U
118-74-1	Hexachlorobenzene	380	U
87-86-5	Pentachlorophenol	780	U
85-01-8	Phenanthrene	380	U
120-12-7	Anthracene	380	U
86-74-8	Carbazole	380	U
84-74-2	Di-n-butylphthalate	380	U
206-44-0	Fluoranthene	380	U
129-00-0	Pyrene	380	U
85-68-7	Butylbenzylphthalate	380	U
91-94-1	3,3'-Dichlorobenzidine	380	U
56-55-3	Benzo(a)anthracene	380	U
218-01-9	Chrysene	380	U
117-81-7	Bis(2-ethylhexyl)phthalate	380	U
117-84-0	Di-n-octylphthalate	380	U
205-99-2	Benzo(b)fluoranthene	380	U
207-08-9	Benzo(k)fluoranthene	380	U
50-32-8	Benzo(a)pyrene	380	U
193-39-5	Indeno(1,2,3-cd)pyrene	380	U
53-70-3	Dibenzo(a,h)anthracene	380	U
191-24-2	Benzo(g,h,i)perylene	380	U

1K - FORM I SV-TIC

SEMIVOLATILE ORGANICS ANALYSIS DATA SHEET

TENTATIVELY IDENTIFIED COMPOUNDS

CLIENT SAMPLE NO.

690-SB-75
(6.5'-7.0')-O

Lab Name: MITKEM LABORATORIES Contract:

Lab Code: MITKEM Case No.: J1878 Mod. Ref No.: SDG No.: SJ1878

Matrix: (SOIL/SED/WATER) SOIL Lab Sample ID: J1878-07A

Sample wt/vol: 30.3 (g/mL) G Lab File ID: S3G8966.D

Level: (TRACE or LOW/MED) LOW Extraction: (Type) SONC

% Moisture: 15 Decanted: (Y/N) N Date Received: 09/29/2010

Concentrated Extract Volume: 1000 (uL) Date Extracted: 09/30/2010

Injection Volume: 1.0 (uL) GPC Factor: 1.00 Date Analyzed: 10/06/2010

GPC Cleanup: (Y/N) N pH: Dilution Factor: 1.0

CONCENTRATION UNITS: (ug/L or ug/Kg) UG/KG

CAS NUMBER	COMPOUND NAME	RT	EST. CONC.	Q
E96679€ [2]	Total Alkanes	N/A		

[2] EPA-designated Registry Number.

1D - FORM I SV-1

SEMIVOLATILE ORGANICS ANALYSIS DATA SHEET

CLIENT SAMPLE NO.
690-SB-78
(7.2'-8.0')-O

Lab Name: MITKEM LABORATORIES Contract:

Lab Code: MITKEM Case No.: J1878 Mod. Ref No.: SDG No.: SJ1878

Matrix: (SOIL/SED/WATER) SOIL Lab Sample ID: J1878-08A

Sample wt/vol: 30.4 (g/mL) G Lab File ID: S3G8967.D

Level: (LOW/MED) LOW Extraction: (Type) SONC

% Moisture: 10 Decanted: (Y/N) N Date Received: 09/29/2010

Concentrated Extract Volume: 1000 (uL) Date Extracted: 09/30/2010

Injection Volume: 1.0 (uL) GPC Factor: 1.00 Date Analyzed: 10/06/2010

GPC Cleanup: (Y/N) N pH: Dilution Factor: 1.0

CAS NO.	COMPOUND	CONCENTRATION UNITS: (ug/L or ug/Kg) UG/KG	Q
108-95-2	Phenol	360	U
111-44-4	Bis(2-chloroethyl)ether	360	U
95-57-8	2-Chlorophenol	360	U
541-73-1	1,3-Dichlorobenzene	360	U
106-46-7	1,4-Dichlorobenzene	360	U
95-50-1	1,2-Dichlorobenzene	360	U
95-48-7	2-Methylphenol	360	U
108-60-1	2,2´-oxybis(1-Chloropropane)	360	U
106-44-5	4-Methylphenol	360	U
621-64-7	N-Nitroso-di-n-propylamine	360	U
67-72-1	Hexachloroethane	360	U
98-95-3	Nitrobenzene	360	U
78-59-1	Isophorone	360	U
88-75-5	2-Nitrophenol	360	U
105-67-9	2,4-Dimethylphenol	360	U
120-83-2	2,4-Dichlorophenol	360	U
120-82-1	1,2,4-Trichlorobenzene	360	U
91-20-3	Naphthalene	360	U
106-47-8	4-Chloroaniline	360	U
111-91-1	Bis(2-chloroethoxy)methane	360	U
87-68-3	Hexachlorobutadiene	360	U
59-50-7	4-Chloro-3-methylphenol	360	U
91-57-6	2-Methylnaphthalene	360	U
77-47-4	Hexachlorocyclopentadiene	360	U
88-06-2	2,4,6-Trichlorophenol	360	U
95-95-4	2,4,5-Trichlorophenol	730	U
91-58-7	2-Chloronaphthalene	360	U
88-74-4	2-Nitroaniline	730	U
131-11-3	Dimethylphthalate	360	U
208-96-8	Acenaphthylene	360	U
606-20-2	2,6-Dinitrotoluene	360	U
99-09-2	3-Nitroaniline	730	U
83-32-9	Acenaphthene	360	U
51-28-5	2,4-Dinitrophenol	730	U
100-02-7	4-Nitrophenol	730	U
132-64-9	Dibenzofuran	360	U

1E - FORM I SV-2

SEMIVOLATILE ORGANICS ANALYSIS DATA SHEET

CLIENT SAMPLE NO.
690-SB-78
(7.2'-8.0')-O

Lab Name: MITKEM LABORATORIES Contract:

Lab Code: MITKEM Case No.: J1878 Mod. Ref No.: SDG No.: SJ1878

Matrix: (SOIL/SED/WATER) SOIL Lab Sample ID: J1878-08A

Sample wt/vol: 30.4 (g/mL) G Lab File ID: S3G8967.D

Level: (LOW/MED) LOW Extraction: (Type) SONC

% Moisture: 10 Decanted: (Y/N) N Date Received: 09/29/2010

Concentrated Extract Volume: 1000 (uL) Date Extracted: 09/30/2010

Injection Volume: 1.0 (uL) GPC Factor: 1.00 Date Analyzed: 10/06/2010

GPC Cleanup: (Y/N) N pH: Dilution Factor: 1.0

CAS NO.	COMPOUND	CONCENTRATION UNITS: (ug/L or ug/Kg) UG/KG	Q
121-14-2	2,4-Dinitrotoluene	360	U
84-66-2	Diethylphthalate	360	U
7005-72-3	4-Chlorophenyl-phenylether	360	U
86-73-7	Fluorene	360	U
100-01-6	4-Nitroaniline	730	U
534-52-1	4,6-Dinitro-2-methylphenol	730	U
86-30-6	N-Nitrosodiphenylamine	360	U
101-55-3	4-Bromophenyl-phenylether	360	U
118-74-1	Hexachlorobenzene	360	U
87-86-5	Pentachlorophenol	730	U
85-01-8	Phenanthrene	68	J
120-12-7	Anthracene	360	U
86-74-8	Carbazole	360	U
84-74-2	Di-n-butylphthalate	360	U
206-44-0	Fluoranthene	360	U
129-00-0	Pyrene	360	U
85-68-7	Butylbenzylphthalate	360	U
91-94-1	3,3'-Dichlorobenzidine	360	U
56-55-3	Benzo(a)anthracene	360	U
218-01-9	Chrysene	360	U
117-81-7	Bis(2-ethylhexyl)phthalate	780	
117-84-0	Di-n-octylphthalate	360	U
205-99-2	Benzo(b)fluoranthene	360	U
207-08-9	Benzo(k)fluoranthene	360	U
50-32-8	Benzo(a)pyrene	360	U
193-39-5	Indeno(1,2,3-cd)pyrene	360	U
53-70-3	Dibenzo(a,h)anthracene	360	U
191-24-2	Benzo(g,h,i)perylene	360	U

1K - FORM I SV-TIC

SEMIVOLATILE ORGANICS ANALYSIS DATA SHEET

TENTATIVELY IDENTIFIED COMPOUNDS

CLIENT SAMPLE NO.

690-SB-78
(7.2'-8.0')-O

Lab Name: MITKEM LABORATORIES Contract:

Lab Code: MITKEM Case No.: J1878 Mod. Ref No.: SDG No.: SJ1878

Matrix: (SOIL/SED/WATER) SOIL Lab Sample ID: J1878-08A

Sample wt/vol: 30.4 (g/mL) G Lab File ID: S3G8967.D

Level: (TRACE or LOW/MED) LOW Extraction: (Type) SONC

% Moisture: 10 Decanted: (Y/N) N Date Received: 09/29/2010

Concentrated Extract Volume: 1000 (uL) Date Extracted: 09/30/2010

Injection Volume: 1.0 (uL) GPC Factor: 1.00 Date Analyzed: 10/06/2010

GPC Cleanup: (Y/N) N pH: Dilution Factor: 1.0

CONCENTRATION UNITS: (ug/L or ug/Kg) UG/KG

	CAS NUMBER	COMPOUND NAME	RT	EST. CONC.	Q
01		Unknown-01	6.855	260	J
02		Unknown-02	7.389	160	J
03		Unknown-03	7.779	310	J
04	3892-00-0	Pentadecane, 2,6,10-trimethy	8.553	450	NJ
05	1921-70-6	Pentadecane, 2,6,10,14-tetra	8.778	1000	NJ
06		Unknown-04	8.927	250	J
07	638-36-8	Hexadecane, 2,6,10,14-tetram	9.162	1400	NJ
08	61141-72-8	Dodecane, 4,6-dimethyl-	9.451	1300	NJ
09	2882-96-4	Pentadecane, 3-methyl-	9.526	1300	NJ
10		Unknown-05	10.226	2100	J
	E966796[2]	Total Alkanes	N/A		

[2]EPA-designated Registry Number.

1D - FORM I SV-1

SEMIVOLATILE ORGANICS ANALYSIS DATA SHEET

CLIENT SAMPLE NO.
690-SB-78
(6.5'-7.0')-O

Lab Name: MITKEM LABORATORIES Contract:

Lab Code: MITKEM Case No.: J1878 Mod. Ref No.: SDG No.: SJ1878

Matrix: (SOIL/SED/WATER) SOIL Lab Sample ID: J1878-10A

Sample wt/vol: 30.3 (g/mL) G Lab File ID: S3G8968.D

Level: (LOW/MED) LOW Extraction: (Type) SONC

% Moisture: 6.0 Decanted: (Y/N) N Date Received: 09/29/2010

Concentrated Extract Volume: 1000 (uL) Date Extracted: 09/30/2010

Injection Volume: 1.0 (uL) GPC Factor: 1.00 Date Analyzed: 10/06/2010

GPC Cleanup: (Y/N) N pH: Dilution Factor: 1.0

CAS NO.	COMPOUND	CONCENTRATION UNITS: (ug/L or ug/Kg) UG/KG	Q
108-95-2	Phenol	350	U
111-44-4	Bis(2-chloroethyl)ether	350	U
95-57-8	2-Chlorophenol	350	U
541-73-1	1,3-Dichlorobenzene	350	U
106-46-7	1,4-Dichlorobenzene	350	U
95-50-1	1,2-Dichlorobenzene	350	U
95-48-7	2-Methylphenol	350	U
108-60-1	2,2'-oxybis(1-Chloropropane)	350	U
106-44-5	4-Methylphenol	350	U
621-64-7	N-Nitroso-di-n-propylamine	350	U
67-72-1	Hexachloroethane	350	U
98-95-3	Nitrobenzene	350	U
78-59-1	Isophorone	350	U
88-75-5	2-Nitrophenol	350	U
105-67-9	2,4-Dimethylphenol	350	U
120-83-2	2,4-Dichlorophenol	350	U
120-82-1	1,2,4-Trichlorobenzene	350	U
91-20-3	Naphthalene	350	U
106-47-8	4-Chloroaniline	350	U
111-91-1	Bis(2-chloroethoxy)methane	350	U
87-68-3	Hexachlorobutadiene	350	U
59-50-7	4-Chloro-3-methylphenol	350	U
91-57-6	2-Methylnaphthalene	350	U
77-47-4	Hexachlorocyclopentadiene	350	U
88-06-2	2,4,6-Trichlorophenol	350	U
95-95-4	2,4,5-Trichlorophenol	710	U
91-58-7	2-Chloronaphthalene	350	U
88-74-4	2-Nitroaniline	710	U
131-11-3	Dimethylphthalate	350	U
208-96-8	Acenaphthylene	350	U
606-20-2	2,6-Dinitrotoluene	350	U
99-09-2	3-Nitroaniline	710	U
83-32-9	Acenaphthene	350	U
51-28-5	2,4-Dinitrophenol	710	U
100-02-7	4-Nitrophenol	710	U
132-64-9	Dibenzofuran	350	U

SW846

1E - FORM I SV-2

SEMIVOLATILE ORGANICS ANALYSIS DATA SHEET

CLIENT SAMPLE NO.

690-SB-78
(6.5'-7.0')-O

Lab Name: MITKEM LABORATORIES

Contract:

Lab Code: MITKEM Case No.: J1878

Mod. Ref No.: SDG No.: SJ1878

Matrix: (SOIL/SED/WATER) SOIL

Lab Sample ID: J1878-10A

Sample wt/vol: 30.3 (g/mL) G

Lab File ID: S3G8968.D

Level: (LOW/MED) LOW

Extraction: (Type) SONC

% Moisture: 6.0 Decanted: (Y/N) N

Date Received: 09/29/2010

Concentrated Extract Volume: 1000 (uL)

Date Extracted: 09/30/2010

Injection Volume: 1.0 (uL) GPC Factor: 1.00

Date Analyzed: 10/06/2010

GPC Cleanup: (Y/N) N pH:

Dilution Factor: 1.0

CAS NO.	COMPOUND	CONCENTRATION UNITS: (ug/L or ug/Kg) UG/KG	Q
121-14-2	2,4-Dinitrotoluene	350	U
84-66-2	Diethylphthalate	350	U
7005-72-3	4-Chlorophenyl-phenylether	350	U
86-73-7	Fluorene	350	U
100-01-6	4-Nitroaniline	710	U
534-52-1	4,6-Dinitro-2-methylphenol	710	U
86-30-6	N-Nitrosodiphenylamine	350	U
101-55-3	4-Bromophenyl-phenylether	350	U
118-74-1	Hexachlorobenzene	350	U
87-86-5	Pentachlorophenol	710	U
85-01-8	Phenanthrene	35	J
120-12-7	Anthracene	350	U
86-74-8	Carbazole	350	U
84-74-2	Di-n-butylphthalate	350	U
206-44-0	Fluoranthene	350	U
129-00-0	Pyrene	76	J
85-68-7	Butylbenzylphthalate	350	U
91-94-1	3,3´-Dichlorobenzidine	350	U
56-55-3	Benzo(a)anthracene	87	J
218-01-9	Chrysene	180	J
117-81-7	Bis(2-ethylhexyl)phthalate	1700	
117-84-0	Di-n-octylphthalate	350	U
205-99-2	Benzo(b)fluoranthene	350	U
207-08-9	Benzo(k)fluoranthene	350	U
50-32-8	Benzo(a)pyrene	350	U
193-39-5	Indeno(1,2,3-cd)pyrene	350	U
53-70-3	Dibenzo(a,h)anthracene	350	U
191-24-2	Benzo(g,h,i)perylene	350	U

1K - FORM I SV-TIC

SEMIVOLATILE ORGANICS ANALYSIS DATA SHEET

TENTATIVELY IDENTIFIED COMPOUNDS

CLIENT SAMPLE NO.

690-SB-78
(6.5'-7.0')-O

Lab Name: MITKEM LABORATORIES Contract:

Lab Code: MITKEM Case No.: J1878 Mod. Ref No.: SDG No.: SJ1878

Matrix: (SOIL/SED/WATER) SOIL Lab Sample ID: J1878-10A

Sample wt/vol: 30.3 (g/mL) G Lab File ID: S3G8968.D

Level: (TRACE or LOW/MED) LOW Extraction: (Type) SONC

% Moisture: 6.0 Decanted: (Y/N) N Date Received: 09/29/2010

Concentrated Extract Volume: 1000 (uL) Date Extracted: 09/30/2010

Injection Volume: 1.0 (uL) GPC Factor: 1.00 Date Analyzed: 10/06/2010

GPC Cleanup: (Y/N) N pH: Dilution Factor: 1.0

CONCENTRATION UNITS: (ug/L or ug/Kg) UG/KG

	CAS NUMBER	COMPOUND NAME	RT	EST. CONC.	Q
01		Unknown-01	6.850	320	J
02		Unknown-02	7.128	550	J
03	80655-44-3	Decahydro-4,4,8,9,10-pentame	7.475	300	NJ
04		Unknown-03	7.737	410	J
05		Unknown-04	7.790	150	J
06		Unknown-05	7.876	250	J
07		Unknown-06	7.913	530	J
08		Unknown-07	8.025	200	J
09		Unknown-08	8.277	780	J
10		Unknown-09	8.330	790	J
	E966796[2]	Total Alkanes	N/A		

[2]EPA-designated Registry Number.

1D - FORM I SV-1

SEMIVOLATILE ORGANICS ANALYSIS DATA SHEET

CLIENT SAMPLE NO.
690-SB-33
(0.6'-1.6')-O

Lab Name: MITKEM LABORATORIES Contract:

Lab Code: MITKEM Case No.: J1878 Mod. Ref No.: SDG No.: SJ1878

Matrix: (SOIL/SED/WATER) SOIL Lab Sample ID: J1878-13A

Sample wt/vol: 30.2 (g/mL) G Lab File ID: S3G8969.D

Level: (LOW/MED) LOW Extraction: (Type) SONC

% Moisture: 15 Decanted: (Y/N) N Date Received: 09/29/2010

Concentrated Extract Volume: 1000 (uL) Date Extracted: 09/30/2010

Injection Volume: 1.0 (uL) GPC Factor: 1.00 Date Analyzed: 10/06/2010

GPC Cleanup: (Y/N) N pH: Dilution Factor: 1.0

CAS NO.	COMPOUND	CONCENTRATION UNITS: (ug/L or ug/Kg) UG/KG	Q
108-95-2	Phenol	390	U
111-44-4	Bis(2-chloroethyl)ether	390	U
95-57-8	2-Chlorophenol	390	U
541-73-1	1,3-Dichlorobenzene	390	U
106-46-7	1,4-Dichlorobenzene	390	U
95-50-1	1,2-Dichlorobenzene	390	U
95-48-7	2-Methylphenol	390	U
108-60-1	2,2'-oxybis(1-Chloropropane)	390	U
106-44-5	4-Methylphenol	390	U
621-64-7	N-Nitroso-di-n-propylamine	390	U
67-72-1	Hexachloroethane	390	U
98-95-3	Nitrobenzene	390	U
78-59-1	Isophorone	390	U
88-75-5	2-Nitrophenol	390	U
105-67-9	2,4-Dimethylphenol	390	U
120-83-2	2,4-Dichlorophenol	390	U
120-82-1	1,2,4-Trichlorobenzene	390	U
91-20-3	Naphthalene	390	U
106-47-8	4-Chloroaniline	390	U
111-91-1	Bis(2-chloroethoxy)methane	390	U
87-68-3	Hexachlorobutadiene	390	U
59-50-7	4-Chloro-3-methylphenol	390	U
91-57-6	2-Methylnaphthalene	390	U
77-47-4	Hexachlorocyclopentadiene	390	U
88-06-2	2,4,6-Trichlorophenol	390	U
95-95-4	2,4,5-Trichlorophenol	780	U
91-58-7	2-Chloronaphthalene	390	U
88-74-4	2-Nitroaniline	780	U
131-11-3	Dimethylphthalate	390	U
208-96-8	Acenaphthylene	390	U
606-20-2	2,6-Dinitrotoluene	390	U
99-09-2	3-Nitroaniline	780	U
83-32-9	Acenaphthene	390	U
51-28-5	2,4-Dinitrophenol	780	U
100-02-7	4-Nitrophenol	780	U
132-64-9	Dibenzofuran	390	U

1E - FORM I SV-2

SEMIVOLATILE ORGANICS ANALYSIS DATA SHEET

CLIENT SAMPLE NO.

690-SB-33
(0.6'-1.6')-O

Lab Name: MITKEM LABORATORIES Contract:

Lab Code: MITKEM Case No.: J1878 Mod. Ref No.: SDG No.: SJ1878

Matrix: (SOIL/SED/WATER) SOIL Lab Sample ID: J1878-13A

Sample wt/vol: 30.2 (g/mL) G Lab File ID: S3G8969.D

Level: (LOW/MED) LOW Extraction: (Type) SONC

% Moisture: 15 Decanted: (Y/N) N Date Received: 09/29/2010

Concentrated Extract Volume: 1000 (uL) Date Extracted: 09/30/2010

Injection Volume: 1.0 (uL) GPC Factor: 1.00 Date Analyzed: 10/06/2010

GPC Cleanup: (Y/N) N pH: Dilution Factor: 1.0

CAS NO.	COMPOUND	CONCENTRATION UNITS: (ug/L or ug/Kg) UG/KG	Q
121-14-2	2,4-Dinitrotoluene	390	U
84-66-2	Diethylphthalate	390	U
7005-72-3	4-Chlorophenyl-phenylether	390	U
86-73-7	Fluorene	390	U
100-01-6	4-Nitroaniline	780	U
534-52-1	4,6-Dinitro-2-methylphenol	780	U
86-30-6	N-Nitrosodiphenylamine	390	U
101-55-3	4-Bromophenyl-phenylether	390	U
118-74-1	Hexachlorobenzene	390	U
87-86-5	Pentachlorophenol	780	U
85-01-8	Phenanthrene	310	J
120-12-7	Anthracene	45	J
86-74-8	Carbazole	44	J
84-74-2	Di-n-butylphthalate	390	U
206-44-0	Fluoranthene	560	
129-00-0	Pyrene	450	
85-68-7	Butylbenzylphthalate	390	U
91-94-1	3,3'-Dichlorobenzidine	390	U
56-55-3	Benzo(a)anthracene	190	J
218-01-9	Chrysene	230	J
117-81-7	Bis(2-ethylhexyl)phthalate	120	J
117-84-0	Di-n-octylphthalate	390	U
205-99-2	Benzo(b)fluoranthene	270	J
207-08-9	Benzo(k)fluoranthene	160	J
50-32-8	Benzo(a)pyrene	230	J
193-39-5	Indeno(1,2,3-cd)pyrene	170	J
53-70-3	Dibenzo(a,h)anthracene	390	U
191-24-2	Benzo(g,h,i)perylene	180	J

1K - FORM I SV-TIC

SEMIVOLATILE ORGANICS ANALYSIS DATA SHEET

TENTATIVELY IDENTIFIED COMPOUNDS

CLIENT SAMPLE NO.

690-SB-33
(0.6'-1.6')-O

Lab Name: MITKEM LABORATORIES Contract:

Lab Code: MITKEM Case No.: J1878 Mod. Ref No.: SDG No.: SJ1878

Matrix: (SOIL/SED/WATER) SOIL Lab Sample ID: J1878-13A

Sample wt/vol: 30.2 (g/mL) G Lab File ID: S3G8969.D

Level: (TRACE or LOW/MED) LOW Extraction: (Type) SONC

% Moisture: 15 Decanted: (Y/N) N Date Received: 09/29/2010

Concentrated Extract Volume: 1000 (uL) Date Extracted: 09/30/2010

Injection Volume: 1.0 (uL) GPC Factor: 1.00 Date Analyzed: 10/06/2010

GPC Cleanup: (Y/N) N pH: Dilution Factor: 1.0

CONCENTRATION UNITS: (ug/L or ug/Kg) UG/KG

CAS NUMBER	COMPOUND NAME	RT	EST. CONC.	Q
E966796[2]	Total Alkanes	N/A		

[2]EPA-designated Registry Number.

1D - FORM I SV-1

SEMIVOLATILE ORGANICS ANALYSIS DATA SHEET

CLIENT SAMPLE NO.
690-SB-37
(0.7'-1.9')-O

Lab Name: MITKEM LABORATORIES Contract:

Lab Code: MITKEM Case No.: J1878 Mod. Ref No.: SDG No.: SJ1878

Matrix: (SOIL/SED/WATER) SOIL Lab Sample ID: J1878-14A

Sample wt/vol: 30.4 (g/mL) G Lab File ID: S3G8970.D

Level: (LOW/MED) LOW Extraction: (Type) SONC

% Moisture: 13 Decanted: (Y/N) N Date Received: 09/29/2010

Concentrated Extract Volume: 1000 (uL) Date Extracted: 09/30/2010

Injection Volume: 1.0 (uL) GPC Factor: 1.00 Date Analyzed: 10/06/2010

GPC Cleanup: (Y/N) N pH: Dilution Factor: 1.0

CAS NO.	COMPOUND	CONCENTRATION UNITS: (ug/L or ug/Kg) UG/KG	Q
108-95-2	Phenol	370	U
111-44-4	Bis(2-chloroethyl)ether	370	U
95-57-8	2-Chlorophenol	370	U
541-73-1	1,3-Dichlorobenzene	370	U
106-46-7	1,4-Dichlorobenzene	370	U
95-50-1	1,2-Dichlorobenzene	370	U
95-48-7	2-Methylphenol	370	U
108-60-1	2,2´-oxybis(1-Chloropropane)	370	U
106-44-5	4-Methylphenol	370	U
621-64-7	N-Nitroso-di-n-propylamine	370	U
67-72-1	Hexachloroethane	370	U
98-95-3	Nitrobenzene	370	U
78-59-1	Isophorone	370	U
88-75-5	2-Nitrophenol	370	U
105-67-9	2,4-Dimethylphenol	370	U
120-83-2	2,4-Dichlorophenol	370	U
120-82-1	1,2,4-Trichlorobenzene	370	U
91-20-3	Naphthalene	370	U
106-47-8	4-Chloroaniline	370	U
111-91-1	Bis(2-chloroethoxy)methane	370	U
87-68-3	Hexachlorobutadiene	370	U
59-50-7	4-Chloro-3-methylphenol	370	U
91-57-6	2-Methylnaphthalene	370	U
77-47-4	Hexachlorocyclopentadiene	370	U
88-06-2	2,4,6-Trichlorophenol	370	U
95-95-4	2,4,5-Trichlorophenol	760	U
91-58-7	2-Chloronaphthalene	370	U
88-74-4	2-Nitroaniline	760	U
131-11-3	Dimethylphthalate	370	U
208-96-8	Acenaphthylene	370	U
606-20-2	2,6-Dinitrotoluene	370	U
99-09-2	3-Nitroaniline	760	U
83-32-9	Acenaphthene	370	U
51-28-5	2,4-Dinitrophenol	760	U
100-02-7	4-Nitrophenol	760	U
132-64-9	Dibenzofuran	370	U

1E - FORM I SV-2

SEMIVOLATILE ORGANICS ANALYSIS DATA SHEET

CLIENT SAMPLE NO.
690-SB-37
(0.7'-1.9')-O

Lab Name: MITKEM LABORATORIES Contract:

Lab Code: MITKEM Case No.: J1878 Mod. Ref No.: SDG No.: SJ1878

Matrix: (SOIL/SED/WATER) SOIL Lab Sample ID: J1878-14A

Sample wt/vol: 30.4 (g/mL) G Lab File ID: S3G8970.D

Level: (LOW/MED) LOW Extraction: (Type) SONC

% Moisture: 13 Decanted: (Y/N) N Date Received: 09/29/2010

Concentrated Extract Volume: 1000 (uL) Date Extracted: 09/30/2010

Injection Volume: 1.0 (uL) GPC Factor: 1.00 Date Analyzed: 10/06/2010

GPC Cleanup: (Y/N) N pH: Dilution Factor: 1.0

CAS NO.	COMPOUND	CONCENTRATION UNITS: (ug/L or ug/Kg) UG/KG	Q
121-14-2	2,4-Dinitrotoluene	370	U
84-66-2	Diethylphthalate	370	U
7005-72-3	4-Chlorophenyl-phenylether	370	U
86-73-7	Fluorene	370	U
100-01-6	4-Nitroaniline	760	U
534-52-1	4,6-Dinitro-2-methylphenol	760	U
86-30-6	N-Nitrosodiphenylamine	370	U
101-55-3	4-Bromophenyl-phenylether	370	U
118-74-1	Hexachlorobenzene	370	U
87-86-5	Pentachlorophenol	760	U
85-01-8	Phenanthrene	370	U
120-12-7	Anthracene	370	U
86-74-8	Carbazole	370	U
84-74-2	Di-n-butylphthalate	370	U
206-44-0	Fluoranthene	370	U
129-00-0	Pyrene	370	U
85-68-7	Butylbenzylphthalate	370	U
91-94-1	3,3'-Dichlorobenzidine	370	U
56-55-3	Benzo(a)anthracene	370	U
218-01-9	Chrysene	370	U
117-81-7	Bis(2-ethylhexyl)phthalate	370	U
117-84-0	Di-n-octylphthalate	370	U
205-99-2	Benzo(b)fluoranthene	370	U
207-08-9	Benzo(k)fluoranthene	370	U
50-32-8	Benzo(a)pyrene	370	U
193-39-5	Indeno(1,2,3-cd)pyrene	370	U
53-70-3	Dibenzo(a,h)anthracene	370	U
191-24-2	Benzo(g,h,i)perylene	370	U

1K - FORM I SV-TIC

SEMIVOLATILE ORGANICS ANALYSIS DATA SHEET

TENTATIVELY IDENTIFIED COMPOUNDS

CLIENT SAMPLE NO.

690-SB-37
(0.7'-1.9')-O

Lab Name: MITKEM LABORATORIES Contract:

Lab Code: MITKEM Case No.: J1878 Mod. Ref No.: SDG No.: SJ1878

Matrix: (SOIL/SED/WATER) SOIL Lab Sample ID: J1878-14A

Sample wt/vol: 30.4 (g/mL) G Lab File ID: S3G8970.D

Level: (TRACE or LOW/MED) LOW Extraction: (Type) SONC

% Moisture: 13 Decanted: (Y/N) N Date Received: 09/29/2010

Concentrated Extract Volume: 1000 (uL) Date Extracted: 09/30/2010

Injection Volume: 1.0 (uL) GPC Factor: 1.00 Date Analyzed: 10/06/2010

GPC Cleanup: (Y/N) N pH: Dilution Factor: 1.0

CONCENTRATION UNITS: (ug/L or ug/Kg) UG/KG

CAS NUMBER	COMPOUND NAME	RT	EST. CONC.	Q
E96679€ [2]	Total Alkanes	N/A		

[2] EPA-designated Registry Number.

1D - FORM I SV-1

SEMIVOLATILE ORGANICS ANALYSIS DATA SHEET

CLIENT SAMPLE NO.
690-SB-39
(0.5'-1.0')-O

Lab Name: MITKEM LABORATORIES Contract:

Lab Code: MITKEM Case No.: J1878 Mod. Ref No.: SDG No.: SJ1878

Matrix: (SOIL/SED/WATER) SOIL Lab Sample ID: J1878-15A

Sample wt/vol: 30.4 (g/mL) G Lab File ID: S3G8971.D

Level: (LOW/MED) LOW Extraction: (Type) SONC

% Moisture: 12 Decanted: (Y/N) N Date Received: 09/29/2010

Concentrated Extract Volume: 1000 (uL) Date Extracted: 09/30/2010

Injection Volume: 1.0 (uL) GPC Factor: 1.00 Date Analyzed: 10/06/2010

GPC Cleanup: (Y/N) N pH: Dilution Factor: 1.0

CAS NO.	COMPOUND	CONCENTRATION UNITS: (ug/L or ug/Kg) UG/KG	Q
108-95-2	Phenol	370	U
111-44-4	Bis(2-chloroethyl)ether	370	U
95-57-8	2-Chlorophenol	370	U
541-73-1	1,3-Dichlorobenzene	370	U
106-46-7	1,4-Dichlorobenzene	370	U
95-50-1	1,2-Dichlorobenzene	370	U
95-48-7	2-Methylphenol	370	U
108-60-1	2,2´-oxybis(1-Chloropropane)	370	U
106-44-5	4-Methylphenol	370	U
621-64-7	N-Nitroso-di-n-propylamine	370	U
67-72-1	Hexachloroethane	370	U
98-95-3	Nitrobenzene	370	U
78-59-1	Isophorone	370	U
88-75-5	2-Nitrophenol	370	U
105-67-9	2,4-Dimethylphenol	370	U
120-83-2	2,4-Dichlorophenol	370	U
120-82-1	1,2,4-Trichlorobenzene	370	U
91-20-3	Naphthalene	370	U
106-47-8	4-Chloroaniline	370	U
111-91-1	Bis(2-chloroethoxy)methane	370	U
87-68-3	Hexachlorobutadiene	370	U
59-50-7	4-Chloro-3-methylphenol	370	U
91-57-6	2-Methylnaphthalene	370	U
77-47-4	Hexachlorocyclopentadiene	370	U
88-06-2	2,4,6-Trichlorophenol	370	U
95-95-4	2,4,5-Trichlorophenol	750	U
91-58-7	2-Chloronaphthalene	370	U
88-74-4	2-Nitroaniline	750	U
131-11-3	Dimethylphthalate	370	U
208-96-8	Acenaphthylene	370	U
606-20-2	2,6-Dinitrotoluene	370	U
99-09-2	3-Nitroaniline	750	U
83-32-9	Acenaphthene	370	U
51-28-5	2,4-Dinitrophenol	750	U
100-02-7	4-Nitrophenol	750	U
132-64-9	Dibenzofuran	370	U

1E - FORM I SV-2

SEMIVOLATILE ORGANICS ANALYSIS DATA SHEET

CLIENT SAMPLE NO.
690-SB-39
(0.5'-1.0')-O

Lab Name: MITKEM LABORATORIES Contract:

Lab Code: MITKEM Case No.: J1878 Mod. Ref No.: SDG No.: SJ1878

Matrix: (SOIL/SED/WATER) SOIL Lab Sample ID: J1878-15A

Sample wt/vol: 30.4 (g/mL) G Lab File ID: S3G8971.D

Level: (LOW/MED) LOW Extraction: (Type) SONC

% Moisture: 12 Decanted: (Y/N) N Date Received: 09/29/2010

Concentrated Extract Volume: 1000 (uL) Date Extracted: 09/30/2010

Injection Volume: 1.0 (uL) GPC Factor: 1.00 Date Analyzed: 10/06/2010

GPC Cleanup: (Y/N) N pH: Dilution Factor: 1.0

CAS NO.	COMPOUND	CONCENTRATION UNITS: (ug/L or ug/Kg) UG/KG	Q
121-14-2	2,4-Dinitrotoluene	370	U
84-66-2	Diethylphthalate	370	U
7005-72-3	4-Chlorophenyl-phenylether	370	U
86-73-7	Fluorene	370	U
100-01-6	4-Nitroaniline	750	U
534-52-1	4,6-Dinitro-2-methylphenol	750	U
86-30-6	N-Nitrosodiphenylamine	370	U
101-55-3	4-Bromophenyl-phenylether	370	U
118-74-1	Hexachlorobenzene	370	U
87-86-5	Pentachlorophenol	750	U
85-01-8	Phenanthrene	370	U
120-12-7	Anthracene	370	U
86-74-8	Carbazole	370	U
84-74-2	Di-n-butylphthalate	370	U
206-44-0	Fluoranthene	370	U
129-00-0	Pyrene	370	U
85-68-7	Butylbenzylphthalate	370	U
91-94-1	3,3'-Dichlorobenzidine	370	U
56-55-3	Benzo(a)anthracene	370	U
218-01-9	Chrysene	370	U
117-81-7	Bis(2-ethylhexyl)phthalate	350	J
117-84-0	Di-n-octylphthalate	370	U
205-99-2	Benzo(b)fluoranthene	370	U
207-08-9	Benzo(k)fluoranthene	370	U
50-32-8	Benzo(a)pyrene	370	U
193-39-5	Indeno(1,2,3-cd)pyrene	370	U
53-70-3	Dibenzo(a,h)anthracene	370	U
191-24-2	Benzo(g,h,i)perylene	370	U

1K - FORM I SV-TIC

SEMIVOLATILE ORGANICS ANALYSIS DATA SHEET

TENTATIVELY IDENTIFIED COMPOUNDS

CLIENT SAMPLE NO.

690-SB-39
(0.5'-1.0')-O

Lab Name: MITKEM LABORATORIES Contract:

Lab Code: MITKEM Case No.: J1878 Mod. Ref No.: SDG No.: SJ1878

Matrix: (SOIL/SED/WATER) SOIL Lab Sample ID: J1878-15A

Sample wt/vol: 30.4 (g/mL) G Lab File ID: S3G8971.D

Level: (TRACE or LOW/MED) LOW Extraction: (Type) SONC

% Moisture: 12 Decanted: (Y/N) N Date Received: 09/29/2010

Concentrated Extract Volume: 1000 (uL) Date Extracted: 09/30/2010

Injection Volume: 1.0 (uL) GPC Factor: 1.00 Date Analyzed: 10/06/2010

GPC Cleanup: (Y/N) N pH: Dilution Factor: 1.0

CONCENTRATION UNITS: (ug/L or ug/Kg) UG/KG

CAS NUMBER	COMPOUND NAME	RT	EST. CONC.	Q
E966796[2]	Total Alkanes	N/A		

[2]EPA-designated Registry Number.

1D - FORM I SV-1

SEMIVOLATILE ORGANICS ANALYSIS DATA SHEET

CLIENT SAMPLE NO.
690-SB-40
(0.5'-2.0')-O

Lab Name: MITKEM LABORATORIES Contract:

Lab Code: MITKEM Case No.: J1878 Mod. Ref No.: SDG No.: SJ1878

Matrix: (SOIL/SED/WATER) SOIL Lab Sample ID: J1878-16A

Sample wt/vol: 30.4 (g/mL) G Lab File ID: S3G8972.D

Level: (LOW/MED) LOW Extraction: (Type) SONC

% Moisture: 16 Decanted: (Y/N) N Date Received: 09/29/2010

Concentrated Extract Volume: 1000 (uL) Date Extracted: 09/30/2010

Injection Volume: 1.0 (uL) GPC Factor: 1.00 Date Analyzed: 10/06/2010

GPC Cleanup: (Y/N) N pH: Dilution Factor: 1.0

CAS NO.	COMPOUND	CONCENTRATION UNITS: (ug/L or ug/Kg) UG/KG	Q
108-95-2	Phenol	390	U
111-44-4	Bis(2-chloroethyl)ether	390	U
95-57-8	2-Chlorophenol	390	U
541-73-1	1,3-Dichlorobenzene	390	U
106-46-7	1,4-Dichlorobenzene	390	U
95-50-1	1,2-Dichlorobenzene	390	U
95-48-7	2-Methylphenol	390	U
108-60-1	2,2'-oxybis(1-Chloropropane)	390	U
106-44-5	4-Methylphenol	390	U
621-64-7	N-Nitroso-di-n-propylamine	390	U
67-72-1	Hexachloroethane	390	U
98-95-3	Nitrobenzene	390	U
78-59-1	Isophorone	390	U
88-75-5	2-Nitrophenol	390	U
105-67-9	2,4-Dimethylphenol	390	U
120-83-2	2,4-Dichlorophenol	390	U
120-82-1	1,2,4-Trichlorobenzene	390	U
91-20-3	Naphthalene	390	U
106-47-8	4-Chloroaniline	390	U
111-91-1	Bis(2-chloroethoxy)methane	390	U
87-68-3	Hexachlorobutadiene	390	U
59-50-7	4-Chloro-3-methylphenol	390	U
91-57-6	2-Methylnaphthalene	390	U
77-47-4	Hexachlorocyclopentadiene	390	U
88-06-2	2,4,6-Trichlorophenol	390	U
95-95-4	2,4,5-Trichlorophenol	790	U
91-58-7	2-Chloronaphthalene	390	U
88-74-4	2-Nitroaniline	790	U
131-11-3	Dimethylphthalate	390	U
208-96-8	Acenaphthylene	390	U
606-20-2	2,6-Dinitrotoluene	390	U
99-09-2	3-Nitroaniline	790	U
83-32-9	Acenaphthene	390	U
51-28-5	2,4-Dinitrophenol	790	U
100-02-7	4-Nitrophenol	790	U
132-64-9	Dibenzofuran	390	U

1E - FORM I SV-2

SEMIVOLATILE ORGANICS ANALYSIS DATA SHEET

CLIENT SAMPLE NO.

690-SB-40
(0.5'-2.0')-O

Lab Name: MITKEM LABORATORIES Contract:

Lab Code: MITKEM Case No.: J1878 Mod. Ref No.: SDG No.: SJ1878

Matrix: (SOIL/SED/WATER) SOIL Lab Sample ID: J1878-16A

Sample wt/vol: 30.4 (g/mL) G Lab File ID: S3G8972.D

Level: (LOW/MED) LOW Extraction: (Type) SONC

% Moisture: 16 Decanted: (Y/N) N Date Received: 09/29/2010

Concentrated Extract Volume: 1000 (uL) Date Extracted: 09/30/2010

Injection Volume: 1.0 (uL) GPC Factor: 1.00 Date Analyzed: 10/06/2010

GPC Cleanup: (Y/N) N pH: Dilution Factor: 1.0

CAS NO.	COMPOUND	CONCENTRATION UNITS: (ug/L or ug/Kg) UG/KG	Q
121-14-2	2,4-Dinitrotoluene	390	U
84-66-2	Diethylphthalate	390	U
7005-72-3	4-Chlorophenyl-phenylether	390	U
86-73-7	Fluorene	390	U
100-01-6	4-Nitroaniline	790	U
534-52-1	4,6-Dinitro-2-methylphenol	790	U
86-30-6	N-Nitrosodiphenylamine	390	U
101-55-3	4-Bromophenyl-phenylether	390	U
118-74-1	Hexachlorobenzene	390	U
87-86-5	Pentachlorophenol	790	U
85-01-8	Phenanthrene	390	U
120-12-7	Anthracene	390	U
86-74-8	Carbazole	390	U
84-74-2	Di-n-butylphthalate	390	U
206-44-0	Fluoranthene	390	U
129-00-0	Pyrene	390	U
85-68-7	Butylbenzylphthalate	390	U
91-94-1	3,3'-Dichlorobenzidine	390	U
56-55-3	Benzo(a)anthracene	390	U
218-01-9	Chrysene	390	U
117-81-7	Bis(2-ethylhexyl)phthalate	390	U
117-84-0	Di-n-octylphthalate	390	U
205-99-2	Benzo(b)fluoranthene	390	U
207-08-9	Benzo(k)fluoranthene	390	U
50-32-8	Benzo(a)pyrene	390	U
193-39-5	Indeno(1,2,3-cd)pyrene	390	U
53-70-3	Dibenzo(a,h)anthracene	390	U
191-24-2	Benzo(g,h,i)perylene	390	U

1K - FORM I SV-TIC

SEMIVOLATILE ORGANICS ANALYSIS DATA SHEET

TENTATIVELY IDENTIFIED COMPOUNDS

CLIENT SAMPLE NO.

690-SB-40
(0.5'-2.0')-O

Lab Name: MITKEM LABORATORIES Contract:

Lab Code: MITKEM Case No.: J1878 Mod. Ref No.: SDG No.: SJ1878

Matrix: (SOIL/SED/WATER) SOIL Lab Sample ID: J1878-16A

Sample wt/vol: 30.4 (g/mL) G Lab File ID: S3G8972.D

Level: (TRACE or LOW/MED) LOW Extraction: (Type) SONC

% Moisture: 16 Decanted: (Y/N) N Date Received: 09/29/2010

Concentrated Extract Volume: 1000 (uL) Date Extracted: 09/30/2010

Injection Volume: 1.0 (uL) GPC Factor: 1.00 Date Analyzed: 10/06/2010

GPC Cleanup: (Y/N) N pH: Dilution Factor: 1.0

CONCENTRATION UNITS: (ug/L or ug/Kg) UG/KG

CAS NUMBER	COMPOUND NAME	RT	EST. CONC.	Q
E96679€[2]	Total Alkanes	N/A		

[2]EPA-designated Registry Number.

1D - FORM I SV-1

SEMIVOLATILE ORGANICS ANALYSIS DATA SHEET

CLIENT SAMPLE NO.

690-SB-41
(0.6'-2.3')-O

Lab Name: MITKEM LABORATORIES Contract:

Lab Code: MITKEM Case No.: J1878 Mod. Ref No.: SDG No.: SJ1878

Matrix: (SOIL/SED/WATER) SOIL Lab Sample ID: J1878-17A

Sample wt/vol: 30.5 (g/mL) G Lab File ID: S3G8973.D

Level: (LOW/MED) LOW Extraction: (Type) SONC

% Moisture: 13 Decanted: (Y/N) N Date Received: 09/29/2010

Concentrated Extract Volume: 1000 (uL) Date Extracted: 09/30/2010

Injection Volume: 1.0 (uL) GPC Factor: 1.00 Date Analyzed: 10/06/2010

GPC Cleanup: (Y/N) N pH: Dilution Factor: 1.0

CAS NO.	COMPOUND	CONCENTRATION UNITS: (ug/L or ug/Kg) UG/KG	Q
108-95-2	Phenol	370	U
111-44-4	Bis(2-chloroethyl)ether	370	U
95-57-8	2-Chlorophenol	370	U
541-73-1	1,3-Dichlorobenzene	370	U
106-46-7	1,4-Dichlorobenzene	370	U
95-50-1	1,2-Dichlorobenzene	370	U
95-48-7	2-Methylphenol	370	U
108-60-1	2,2´-oxybis(1-Chloropropane)	370	U
106-44-5	4-Methylphenol	370	U
621-64-7	N-Nitroso-di-n-propylamine	370	U
67-72-1	Hexachloroethane	370	U
98-95-3	Nitrobenzene	370	U
78-59-1	Isophorone	370	U
88-75-5	2-Nitrophenol	370	U
105-67-9	2,4-Dimethylphenol	370	U
120-83-2	2,4-Dichlorophenol	370	U
120-82-1	1,2,4-Trichlorobenzene	370	U
91-20-3	Naphthalene	370	U
106-47-8	4-Chloroaniline	370	U
111-91-1	Bis(2-chloroethoxy)methane	370	U
87-68-3	Hexachlorobutadiene	370	U
59-50-7	4-Chloro-3-methylphenol	370	U
91-57-6	2-Methylnaphthalene	370	U
77-47-4	Hexachlorocyclopentadiene	370	U
88-06-2	2,4,6-Trichlorophenol	370	U
95-95-4	2,4,5-Trichlorophenol	760	U
91-58-7	2-Chloronaphthalene	370	U
88-74-4	2-Nitroaniline	760	U
131-11-3	Dimethylphthalate	370	U
208-96-8	Acenaphthylene	370	U
606-20-2	2,6-Dinitrotoluene	370	U
99-09-2	3-Nitroaniline	760	U
83-32-9	Acenaphthene	370	U
51-28-5	2,4-Dinitrophenol	760	U
100-02-7	4-Nitrophenol	760	U
132-64-9	Dibenzofuran	370	U

1E - FORM I SV-2

SEMIVOLATILE ORGANICS ANALYSIS DATA SHEET

CLIENT SAMPLE NO.

690-SB-41
(0.6'-2.3')-O

Lab Name: MITKEM LABORATORIES Contract:

Lab Code: MITKEM Case No.: J1878 Mod. Ref No.: SDG No.: SJ1878

Matrix: (SOIL/SED/WATER) SOIL Lab Sample ID: J1878-17A

Sample wt/vol: 30.5 (g/mL) G Lab File ID: S3G8973.D

Level: (LOW/MED) LOW Extraction: (Type) SONC

% Moisture: 13 Decanted: (Y/N) N Date Received: 09/29/2010

Concentrated Extract Volume: 1000 (uL) Date Extracted: 09/30/2010

Injection Volume: 1.0 (uL) GPC Factor: 1.00 Date Analyzed: 10/06/2010

GPC Cleanup: (Y/N) N pH: Dilution Factor: 1.0

CAS NO.	COMPOUND	CONCENTRATION UNITS: (ug/L or ug/Kg) UG/KG	Q
121-14-2	2,4-Dinitrotoluene	370	U
84-66-2	Diethylphthalate	370	U
7005-72-3	4-Chlorophenyl-phenylether	370	U
86-73-7	Fluorene	370	U
100-01-6	4-Nitroaniline	760	U
534-52-1	4,6-Dinitro-2-methylphenol	760	U
86-30-6	N-Nitrosodiphenylamine	370	U
101-55-3	4-Bromophenyl-phenylether	370	U
118-74-1	Hexachlorobenzene	370	U
87-86-5	Pentachlorophenol	760	U
85-01-8	Phenanthrene	370	U
120-12-7	Anthracene	370	U
86-74-8	Carbazole	370	U
84-74-2	Di-n-butylphthalate	370	U
206-44-0	Fluoranthene	370	U
129-00-0	Pyrene	370	U
85-68-7	Butylbenzylphthalate	370	U
91-94-1	3,3'-Dichlorobenzidine	370	U
56-55-3	Benzo(a)anthracene	370	U
218-01-9	Chrysene	370	U
117-81-7	Bis(2-ethylhexyl)phthalate	370	U
117-84-0	Di-n-octylphthalate	370	U
205-99-2	Benzo(b)fluoranthene	370	U
207-08-9	Benzo(k)fluoranthene	370	U
50-32-8	Benzo(a)pyrene	370	U
193-39-5	Indeno(1,2,3-cd)pyrene	370	U
53-70-3	Dibenzo(a,h)anthracene	370	U
191-24-2	Benzo(g,h,i)perylene	370	U

1K - FORM I SV-TIC

SEMIVOLATILE ORGANICS ANALYSIS DATA SHEET

TENTATIVELY IDENTIFIED COMPOUNDS

CLIENT SAMPLE NO.

690-SB-41
(0.6'-2.3')-O

Lab Name: MITKEM LABORATORIES Contract:

Lab Code: MITKEM Case No.: J1878 Mod. Ref No.: SDG No.: SJ1878

Matrix: (SOIL/SED/WATER) SOIL Lab Sample ID: J1878-17A

Sample wt/vol: 30.5 (g/mL) G Lab File ID: S3G8973.D

Level: (TRACE or LOW/MED) LOW Extraction: (Type) SONC

% Moisture: 13 Decanted: (Y/N) N Date Received: 09/29/2010

Concentrated Extract Volume: 1000 (uL) Date Extracted: 09/30/2010

Injection Volume: 1.0 (uL) GPC Factor: 1.00 Date Analyzed: 10/06/2010

GPC Cleanup: (Y/N) N pH: Dilution Factor: 1.0

CONCENTRATION UNITS: (ug/L or ug/Kg) UG/KG

	CAS NUMBER	COMPOUND NAME	RT	EST. CONC.	Q
01	629-62-9	Pentadecane	7.950	160	NJ
02	544-76-3	Hexadecane	8.367	180	NJ
03	629-78-7	Heptadecane	8.757	200	NJ
04	593-45-3	Octadecane	9.126	170	NJ
05	629-92-5	Nonadecane	9.478	160	NJ
06	112-95-8	Eicosane	9.810	160	NJ
07	629-94-7	Heneicosane	10.130	160	NJ
08	630-02-4	Octacosane	10.723	160	NJ
09	646-31-1	Tetracosane	11.006	150	NJ
10	646-31-1	Tetracosane	11.273	160	NJ
	E96679[2]	Total Alkanes	N/A		

[2] EPA-designated Registry Number.

1D - FORM I SV-1

SEMIVOLATILE ORGANICS ANALYSIS DATA SHEET

CLIENT SAMPLE NO.
690-SB-48
(0.6'-3.4')-O

Lab Name: MITKEM LABORATORIES Contract:

Lab Code: MITKEM Case No.: J1878 Mod. Ref No.: SDG No.: SJ1878

Matrix: (SOIL/SED/WATER) SOIL Lab Sample ID: J1878-18A

Sample wt/vol: 30.3 (g/mL) G Lab File ID: S3G8974.D

Level: (LOW/MED) LOW Extraction: (Type) SONC

% Moisture: 9.0 Decanted: (Y/N) N Date Received: 09/29/2010

Concentrated Extract Volume: 1000 (uL) Date Extracted: 09/30/2010

Injection Volume: 1.0 (uL) GPC Factor: 1.00 Date Analyzed: 10/06/2010

GPC Cleanup: (Y/N) N pH: Dilution Factor: 1.0

CAS NO.	COMPOUND	CONCENTRATION UNITS: (ug/L or ug/Kg) UG/KG	Q
108-95-2	Phenol	360	U
111-44-4	Bis(2-chloroethyl)ether	360	U
95-57-8	2-Chlorophenol	360	U
541-73-1	1,3-Dichlorobenzene	360	U
106-46-7	1,4-Dichlorobenzene	360	U
95-50-1	1,2-Dichlorobenzene	360	U
95-48-7	2-Methylphenol	360	U
108-60-1	2,2´-oxybis(1-Chloropropane)	360	U
106-44-5	4-Methylphenol	360	U
621-64-7	N-Nitroso-di-n-propylamine	360	U
67-72-1	Hexachloroethane	360	U
98-95-3	Nitrobenzene	360	U
78-59-1	Isophorone	360	U
88-75-5	2-Nitrophenol	360	U
105-67-9	2,4-Dimethylphenol	360	U
120-83-2	2,4-Dichlorophenol	360	U
120-82-1	1,2,4-Trichlorobenzene	360	U
91-20-3	Naphthalene	360	U
106-47-8	4-Chloroaniline	360	U
111-91-1	Bis(2-chloroethoxy)methane	360	U
87-68-3	Hexachlorobutadiene	360	U
59-50-7	4-Chloro-3-methylphenol	360	U
91-57-6	2-Methylnaphthalene	360	U
77-47-4	Hexachlorocyclopentadiene	360	U
88-06-2	2,4,6-Trichlorophenol	360	U
95-95-4	2,4,5-Trichlorophenol	730	U
91-58-7	2-Chloronaphthalene	360	U
88-74-4	2-Nitroaniline	730	U
131-11-3	Dimethylphthalate	360	U
208-96-8	Acenaphthylene	360	U
606-20-2	2,6-Dinitrotoluene	360	U
99-09-2	3-Nitroaniline	730	U
83-32-9	Acenaphthene	360	U
51-28-5	2,4-Dinitrophenol	730	U
100-02-7	4-Nitrophenol	730	U
132-64-9	Dibenzofuran	360	U

1E - FORM I SV-2

SEMIVOLATILE ORGANICS ANALYSIS DATA SHEET

CLIENT SAMPLE NO.

690-SB-48
(0.6'-3.4')-O

Lab Name: MITKEM LABORATORIES Contract:

Lab Code: MITKEM Case No.: J1878 Mod. Ref No.: SDG No.: SJ1878

Matrix: (SOIL/SED/WATER) SOIL Lab Sample ID: J1878-18A

Sample wt/vol: 30.3 (g/mL) G Lab File ID: S3G8974.D

Level: (LOW/MED) LOW Extraction: (Type) SONC

% Moisture: 9.0 Decanted: (Y/N) N Date Received: 09/29/2010

Concentrated Extract Volume: 1000 (uL) Date Extracted: 09/30/2010

Injection Volume: 1.0 (uL) GPC Factor: 1.00 Date Analyzed: 10/06/2010

GPC Cleanup: (Y/N) N pH: Dilution Factor: 1.0

CAS NO.	COMPOUND	CONCENTRATION UNITS: (ug/L or ug/Kg) UG/KG	Q
121-14-2	2,4-Dinitrotoluene	360	U
84-66-2	Diethylphthalate	360	U
7005-72-3	4-Chlorophenyl-phenylether	360	U
86-73-7	Fluorene	360	U
100-01-6	4-Nitroaniline	730	U
534-52-1	4,6-Dinitro-2-methylphenol	730	U
86-30-6	N-Nitrosodiphenylamine	360	U
101-55-3	4-Bromophenyl-phenylether	360	U
118-74-1	Hexachlorobenzene	360	U
87-86-5	Pentachlorophenol	730	U
85-01-8	Phenanthrene	260	J
120-12-7	Anthracene	54	J
86-74-8	Carbazole	360	U
84-74-2	Di-n-butylphthalate	360	U
206-44-0	Fluoranthene	500	
129-00-0	Pyrene	350	J
85-68-7	Butylbenzylphthalate	360	U
91-94-1	3,3'-Dichlorobenzidine	360	U
56-55-3	Benzo(a)anthracene	210	J
218-01-9	Chrysene	230	J
117-81-7	Bis(2-ethylhexyl)phthalate	220	J
117-84-0	Di-n-octylphthalate	360	U
205-99-2	Benzo(b)fluoranthene	230	J
207-08-9	Benzo(k)fluoranthene	150	J
50-32-8	Benzo(a)pyrene	190	J
193-39-5	Indeno(1,2,3-cd)pyrene	120	J
53-70-3	Dibenzo(a,h)anthracene	360	U
191-24-2	Benzo(g,h,i)perylene	130	J

1K - FORM I SV-TIC

SEMIVOLATILE ORGANICS ANALYSIS DATA SHEET

TENTATIVELY IDENTIFIED COMPOUNDS

CLIENT SAMPLE NO.

690-SB-48
(0.6'-3.4')-O

Lab Name: MITKEM LABORATORIES Contract:

Lab Code: MITKEM Case No.: J1878 Mod. Ref No.: SDG No.: SJ1878

Matrix: (SOIL/SED/WATER) SOIL Lab Sample ID: J1878-18A

Sample wt/vol: 30.3 (g/mL) G Lab File ID: S3G8974.D

Level: (TRACE or LOW/MED) LOW Extraction: (Type) SONC

% Moisture: 9.0 Decanted: (Y/N) N Date Received: 09/29/2010

Concentrated Extract Volume: 1000 (uL) Date Extracted: 09/30/2010

Injection Volume: 1.0 (uL) GPC Factor: 1.00 Date Analyzed: 10/06/2010

GPC Cleanup: (Y/N) N pH: Dilution Factor: 1.0

CONCENTRATION UNITS: (ug/L or ug/Kg) UG/KG

CAS NUMBER	COMPOUND NAME	RT	EST. CONC.	Q
E966796[2]	Total Alkanes	N/A		

[2] EPA-designated Registry Number.

1D - FORM I SV-1

SEMIVOLATILE ORGANICS ANALYSIS DATA SHEET

CLIENT SAMPLE NO.
690-SB-50
(0.6'-3.5')-O

Lab Name: MITKEM LABORATORIES Contract:

Lab Code: MITKEM Case No.: J1878 Mod. Ref No.: SDG No.: SJ1878

Matrix: (SOIL/SED/WATER) SOIL Lab Sample ID: J1878-19A

Sample wt/vol: 30.2 (g/mL) G Lab File ID: S3G8975.D

Level: (LOW/MED) LOW Extraction: (Type) SONC

% Moisture: 19 Decanted: (Y/N) N Date Received: 09/29/2010

Concentrated Extract Volume: 1000 (uL) Date Extracted: 09/30/2010

Injection Volume: 1.0 (uL) GPC Factor: 1.00 Date Analyzed: 10/06/2010

GPC Cleanup: (Y/N) N pH: Dilution Factor: 1.0

CAS NO.	COMPOUND	CONCENTRATION UNITS: (ug/L or ug/Kg) UG/KG	Q
108-95-2	Phenol	400	U
111-44-4	Bis(2-chloroethyl)ether	400	U
95-57-8	2-Chlorophenol	400	U
541-73-1	1,3-Dichlorobenzene	400	U
106-46-7	1,4-Dichlorobenzene	400	U
95-50-1	1,2-Dichlorobenzene	400	U
95-48-7	2-Methylphenol	400	U
108-60-1	2,2'-oxybis(1-Chloropropane)	400	U
106-44-5	4-Methylphenol	400	U
621-64-7	N-Nitroso-di-n-propylamine	400	U
67-72-1	Hexachloroethane	400	U
98-95-3	Nitrobenzene	400	U
78-59-1	Isophorone	400	U
88-75-5	2-Nitrophenol	400	U
105-67-9	2,4-Dimethylphenol	400	U
120-83-2	2,4-Dichlorophenol	400	U
120-82-1	1,2,4-Trichlorobenzene	400	U
91-20-3	Naphthalene	54	J
106-47-8	4-Chloroaniline	400	U
111-91-1	Bis(2-chloroethoxy)methane	400	U
87-68-3	Hexachlorobutadiene	400	U
59-50-7	4-Chloro-3-methylphenol	400	U
91-57-6	2-Methylnaphthalene	400	U
77-47-4	Hexachlorocyclopentadiene	400	U
88-06-2	2,4,6-Trichlorophenol	400	U
95-95-4	2,4,5-Trichlorophenol	820	U
91-58-7	2-Chloronaphthalene	400	U
88-74-4	2-Nitroaniline	820	U
131-11-3	Dimethylphthalate	400	U
208-96-8	Acenaphthylene	400	U
606-20-2	2,6-Dinitrotoluene	400	U
99-09-2	3-Nitroaniline	820	U
83-32-9	Acenaphthene	120	J
51-28-5	2,4-Dinitrophenol	820	U
100-02-7	4-Nitrophenol	820	U
132-64-9	Dibenzofuran	92	J

1E - FORM I SV-2

SEMIVOLATILE ORGANICS ANALYSIS DATA SHEET

CLIENT SAMPLE NO.

690-SB-50
(0.6'-3.5')-O

Lab Name: MITKEM LABORATORIES Contract:

Lab Code: MITKEM Case No.: J1878 Mod. Ref No.: SDG No.: SJ1878

Matrix: (SOIL/SED/WATER) SOIL Lab Sample ID: J1878-19A

Sample wt/vol: 30.2 (g/mL) G Lab File ID: S3G8975.D

Level: (LOW/MED) LOW Extraction: (Type) SONC

% Moisture: 19 Decanted: (Y/N) N Date Received: 09/29/2010

Concentrated Extract Volume: 1000 (uL) Date Extracted: 09/30/2010

Injection Volume: 1.0 (uL) GPC Factor: 1.00 Date Analyzed: 10/06/2010

GPC Cleanup: (Y/N) N pH: Dilution Factor: 1.0

CAS NO.	COMPOUND	CONCENTRATION UNITS: (ug/L or ug/Kg) UG/KG	Q
121-14-2	2,4-Dinitrotoluene	400	U
84-66-2	Diethylphthalate	400	U
7005-72-3	4-Chlorophenyl-phenylether	400	U
86-73-7	Fluorene	110	J
100-01-6	4-Nitroaniline	820	U
534-52-1	4,6-Dinitro-2-methylphenol	820	U
86-30-6	N-Nitrosodiphenylamine	400	U
101-55-3	4-Bromophenyl-phenylether	400	U
118-74-1	Hexachlorobenzene	400	U
87-86-5	Pentachlorophenol	820	U
85-01-8	Phenanthrene	1500	
120-12-7	Anthracene	230	J
86-74-8	Carbazole	66	J
84-74-2	Di-n-butylphthalate	400	U
206-44-0	Fluoranthene	1900	
129-00-0	Pyrene	1300	
85-68-7	Butylbenzylphthalate	400	U
91-94-1	3,3´-Dichlorobenzidine	400	U
56-55-3	Benzo(a)anthracene	810	
218-01-9	Chrysene	830	
117-81-7	Bis(2-ethylhexyl)phthalate	400	U
117-84-0	Di-n-octylphthalate	400	U
205-99-2	Benzo(b)fluoranthene	850	
207-08-9	Benzo(k)fluoranthene	480	
50-32-8	Benzo(a)pyrene	670	
193-39-5	Indeno(1,2,3-cd)pyrene	410	
53-70-3	Dibenzo(a,h)anthracene	140	J
191-24-2	Benzo(g,h,i)perylene	420	

1K - FORM I SV-TIC

SEMIVOLATILE ORGANICS ANALYSIS DATA SHEET

TENTATIVELY IDENTIFIED COMPOUNDS

CLIENT SAMPLE NO.

690-SB-50
(0.6'-3.5')-O

Lab Name: MITKEM LABORATORIES Contract:

Lab Code: MITKEM Case No.: J1878 Mod. Ref No.: SDG No.: SJ1878

Matrix: (SOIL/SED/WATER) SOIL Lab Sample ID: J1878-19A

Sample wt/vol: 30.2 (g/mL) G Lab File ID: S3G8975.D

Level: (TRACE or LOW/MED) LOW Extraction: (Type) SONC

% Moisture: 19 Decanted: (Y/N) N Date Received: 09/29/2010

Concentrated Extract Volume: 1000 (uL) Date Extracted: 09/30/2010

Injection Volume: 1.0 (uL) GPC Factor: 1.00 Date Analyzed: 10/06/2010

GPC Cleanup: (Y/N) N pH: Dilution Factor: 1.0

CONCENTRATION UNITS: (ug/L or ug/Kg) UG/KG

	CAS NUMBER	COMPOUND NAME	RT	EST. CONC.	Q
01	613-12-7	Anthracene, 2-methyl-	9.657	220	NJ
02	203-64-5	4H-Cyclopenta[def]phenanthre	9.726	300	NJ
03	3442-78-2	Pyrene, 2-methyl-	10.672	170	NJ
04	198-55-0	Perylene	12.472	390	NJ
	E96679[2]	Total Alkanes	N/A		

[2]EPA-designated Registry Number.

1D - FORM I SV-1

SEMIVOLATILE ORGANICS ANALYSIS DATA SHEET

CLIENT SAMPLE NO.

690-SB-54
(0.6'-3.4')-O

Lab Name: MITKEM LABORATORIES Contract:

Lab Code: MITKEM Case No.: J1878 Mod. Ref No.: SDG No.: SJ1878

Matrix: (SOIL/SED/WATER) SOIL Lab Sample ID: J1878-20A

Sample wt/vol: 30.2 (g/mL) G Lab File ID: S3G8976.D

Level: (LOW/MED) LOW Extraction: (Type) SONC

% Moisture: 18 Decanted: (Y/N) N Date Received: 09/29/2010

Concentrated Extract Volume: 1000 (uL) Date Extracted: 09/30/2010

Injection Volume: 1.0 (uL) GPC Factor: 1.00 Date Analyzed: 10/06/2010

GPC Cleanup: (Y/N) N pH: Dilution Factor: 1.0

CAS NO.	COMPOUND	CONCENTRATION UNITS: (ug/L or ug/Kg) UG/KG	Q
108-95-2	Phenol	400	U
111-44-4	Bis(2-chloroethyl)ether	400	U
95-57-8	2-Chlorophenol	400	U
541-73-1	1,3-Dichlorobenzene	400	U
106-46-7	1,4-Dichlorobenzene	400	U
95-50-1	1,2-Dichlorobenzene	400	U
95-48-7	2-Methylphenol	400	U
108-60-1	2,2´-oxybis(1-Chloropropane)	400	U
106-44-5	4-Methylphenol	400	U
621-64-7	N-Nitroso-di-n-propylamine	400	U
67-72-1	Hexachloroethane	400	U
98-95-3	Nitrobenzene	400	U
78-59-1	Isophorone	400	U
88-75-5	2-Nitrophenol	400	U
105-67-9	2,4-Dimethylphenol	400	U
120-83-2	2,4-Dichlorophenol	400	U
120-82-1	1,2,4-Trichlorobenzene	400	U
91-20-3	Naphthalene	400	U
106-47-8	4-Chloroaniline	400	U
111-91-1	Bis(2-chloroethoxy)methane	400	U
87-68-3	Hexachlorobutadiene	400	U
59-50-7	4-Chloro-3-methylphenol	400	U
91-57-6	2-Methylnaphthalene	400	U
77-47-4	Hexachlorocyclopentadiene	400	U
88-06-2	2,4,6-Trichlorophenol	400	U
95-95-4	2,4,5-Trichlorophenol	810	U
91-58-7	2-Chloronaphthalene	400	U
88-74-4	2-Nitroaniline	810	U
131-11-3	Dimethylphthalate	400	U
208-96-8	Acenaphthylene	400	U
606-20-2	2,6-Dinitrotoluene	400	U
99-09-2	3-Nitroaniline	810	U
83-32-9	Acenaphthene	400	U
51-28-5	2,4-Dinitrophenol	810	U
100-02-7	4-Nitrophenol	810	U
132-64-9	Dibenzofuran	400	U

1E - FORM I SV-2

SEMIVOLATILE ORGANICS ANALYSIS DATA SHEET

CLIENT SAMPLE NO.

690-SB-54
(0.6'-3.4')-O

Lab Name: MITKEM LABORATORIES Contract:

Lab Code: MITKEM Case No.: J1878 Mod. Ref No.: SDG No.: SJ1878

Matrix: (SOIL/SED/WATER) SOIL Lab Sample ID: J1878-20A

Sample wt/vol: 30.2 (g/mL) G Lab File ID: S3G8976.D

Level: (LOW/MED) LOW Extraction: (Type) SONC

% Moisture: 18 Decanted: (Y/N) N Date Received: 09/29/2010

Concentrated Extract Volume: 1000 (uL) Date Extracted: 09/30/2010

Injection Volume: 1.0 (uL) GPC Factor: 1.00 Date Analyzed: 10/06/2010

GPC Cleanup: (Y/N) N pH: Dilution Factor: 1.0

CAS NO.	COMPOUND	CONCENTRATION UNITS: (ug/L or ug/Kg) UG/KG	Q
121-14-2	2,4-Dinitrotoluene	400	U
84-66-2	Diethylphthalate	400	U
7005-72-3	4-Chlorophenyl-phenylether	400	U
86-73-7	Fluorene	400	U
100-01-6	4-Nitroaniline	810	U
534-52-1	4,6-Dinitro-2-methylphenol	810	U
86-30-6	N-Nitrosodiphenylamine	400	U
101-55-3	4-Bromophenyl-phenylether	400	U
118-74-1	Hexachlorobenzene	400	U
87-86-5	Pentachlorophenol	810	U
85-01-8	Phenanthrene	400	U
120-12-7	Anthracene	400	U
86-74-8	Carbazole	400	U
84-74-2	Di-n-butylphthalate	400	U
206-44-0	Fluoranthene	400	U
129-00-0	Pyrene	400	U
85-68-7	Butylbenzylphthalate	400	U
91-94-1	3,3´-Dichlorobenzidine	400	U
56-55-3	Benzo(a)anthracene	400	U
218-01-9	Chrysene	400	U
117-81-7	Bis(2-ethylhexyl)phthalate	400	U
117-84-0	Di-n-octylphthalate	400	U
205-99-2	Benzo(b)fluoranthene	400	U
207-08-9	Benzo(k)fluoranthene	400	U
50-32-8	Benzo(a)pyrene	400	U
193-39-5	Indeno(1,2,3-cd)pyrene	400	U
53-70-3	Dibenzo(a,h)anthracene	400	U
191-24-2	Benzo(g,h,i)perylene	400	U

1K - FORM I SV-TIC

SEMIVOLATILE ORGANICS ANALYSIS DATA SHEET

TENTATIVELY IDENTIFIED COMPOUNDS

CLIENT SAMPLE NO.

690-SB-54
(0.6'-3.4')-O

Lab Name: MITKEM LABORATORIES Contract:

Lab Code: MITKEM Case No.: J1878 Mod. Ref No.: SDG No.: SJ1878

Matrix: (SOIL/SED/WATER) SOIL Lab Sample ID: J1878-20A

Sample wt/vol: 30.2 (g/mL) G Lab File ID: S3G8976.D

Level: (TRACE or LOW/MED) LOW Extraction: (Type) SONC

% Moisture: 18 Decanted: (Y/N) N Date Received: 09/29/2010

Concentrated Extract Volume: 1000 (uL) Date Extracted: 09/30/2010

Injection Volume: 1.0 (uL) GPC Factor: 1.00 Date Analyzed: 10/06/2010

GPC Cleanup: (Y/N) N pH: Dilution Factor: 1.0

CONCENTRATION UNITS: (ug/L or ug/Kg) UG/KG

CAS NUMBER	COMPOUND NAME	RT	EST. CONC.	Q
E96679[2]	Total Alkanes	N/A		

[2]EPA-designated Registry Number.

1D - FORM I SV-1

SEMIVOLATILE ORGANICS ANALYSIS DATA SHEET

CLIENT SAMPLE NO.
690-SB-55
(0.6'-1.4')-O

Lab Name: MITKEM LABORATORIES Contract:

Lab Code: MITKEM Case No.: J1878 Mod. Ref No.: SDG No.: SJ1878

Matrix: (SOIL/SED/WATER) SOIL Lab Sample ID: J1878-21A

Sample wt/vol: 30.5 (g/mL) G Lab File ID: S3G8943.D

Level: (LOW/MED) LOW Extraction: (Type) SONC

% Moisture: 24 Decanted: (Y/N) N Date Received: 09/29/2010

Concentrated Extract Volume: 1000 (uL) Date Extracted: 10/01/2010

Injection Volume: 1.0 (uL) GPC Factor: 1.00 Date Analyzed: 10/06/2010

GPC Cleanup: (Y/N) N pH: Dilution Factor: 1.0

CAS NO.	COMPOUND	CONCENTRATION UNITS: (ug/L or ug/Kg) UG/KG	Q
108-95-2	Phenol	430	U
111-44-4	Bis(2-chloroethyl)ether	430	U
95-57-8	2-Chlorophenol	430	U
541-73-1	1,3-Dichlorobenzene	430	U
106-46-7	1,4-Dichlorobenzene	430	U
95-50-1	1,2-Dichlorobenzene	430	U
95-48-7	2-Methylphenol	430	U
108-60-1	2,2'-oxybis(1-Chloropropane)	430	U
106-44-5	4-Methylphenol	430	U
621-64-7	N-Nitroso-di-n-propylamine	430	U
67-72-1	Hexachloroethane	430	U
98-95-3	Nitrobenzene	430	U
78-59-1	Isophorone	430	U
88-75-5	2-Nitrophenol	430	U
105-67-9	2,4-Dimethylphenol	430	U
120-83-2	2,4-Dichlorophenol	430	U
120-82-1	1,2,4-Trichlorobenzene	430	U
91-20-3	Naphthalene	750	
106-47-8	4-Chloroaniline	430	U
111-91-1	Bis(2-chloroethoxy)methane	430	U
87-68-3	Hexachlorobutadiene	430	U
59-50-7	4-Chloro-3-methylphenol	430	U
91-57-6	2-Methylnaphthalene	280	J
77-47-4	Hexachlorocyclopentadiene	430	U
88-06-2	2,4,6-Trichlorophenol	430	U
95-95-4	2,4,5-Trichlorophenol	870	U
91-58-7	2-Chloronaphthalene	430	U
88-74-4	2-Nitroaniline	870	U
131-11-3	Dimethylphthalate	430	U
208-96-8	Acenaphthylene	220	J
606-20-2	2,6-Dinitrotoluene	430	U
99-09-2	3-Nitroaniline	870	U
83-32-9	Acenaphthene	180	J
51-28-5	2,4-Dinitrophenol	870	U
100-02-7	4-Nitrophenol	870	U
132-64-9	Dibenzofuran	340	J

1E - FORM I SV-2

SEMIVOLATILE ORGANICS ANALYSIS DATA SHEET

CLIENT SAMPLE NO.
690-SB-55
(0.6'-1.4')-O

Lab Name: MITKEM LABORATORIES Contract:

Lab Code: MITKEM Case No.: J1878 Mod. Ref No.: SDG No.: SJ1878

Matrix: (SOIL/SED/WATER) SOIL Lab Sample ID: J1878-21A

Sample wt/vol: 30.5 (g/mL) G Lab File ID: S3G8943.D

Level: (LOW/MED) LOW Extraction: (Type) SONC

% Moisture: 24 Decanted: (Y/N) N Date Received: 09/29/2010

Concentrated Extract Volume: 1000 (uL) Date Extracted: 10/01/2010

Injection Volume: 1.0 (uL) GPC Factor: 1.00 Date Analyzed: 10/06/2010

GPC Cleanup: (Y/N) N pH: Dilution Factor: 1.0

CAS NO.	COMPOUND	CONCENTRATION UNITS: (ug/L or ug/Kg) UG/KG	Q
121-14-2	2,4-Dinitrotoluene	430	U
84-66-2	Diethylphthalate	430	U
7005-72-3	4-Chlorophenyl-phenylether	430	U
86-73-7	Fluorene	490	
100-01-6	4-Nitroaniline	870	U
534-52-1	4,6-Dinitro-2-methylphenol	870	U
86-30-6	N-Nitrosodiphenylamine	430	U
101-55-3	4-Bromophenyl-phenylether	430	U
118-74-1	Hexachlorobenzene	430	U
87-86-5	Pentachlorophenol	870	U
85-01-8	Phenanthrene	2400	
120-12-7	Anthracene	770	
86-74-8	Carbazole	74	J
84-74-2	Di-n-butylphthalate	430	U
206-44-0	Fluoranthene	5100	
129-00-0	Pyrene	3900	
85-68-7	Butylbenzylphthalate	430	U
91-94-1	3,3´-Dichlorobenzidine	430	U
56-55-3	Benzo(a)anthracene	1600	
218-01-9	Chrysene	1600	
117-81-7	Bis(2-ethylhexyl)phthalate	430	U
117-84-0	Di-n-octylphthalate	430	U
205-99-2	Benzo(b)fluoranthene	1100	
207-08-9	Benzo(k)fluoranthene	620	
50-32-8	Benzo(a)pyrene	780	
193-39-5	Indeno(1,2,3-cd)pyrene	320	J
53-70-3	Dibenzo(a,h)anthracene	120	J
191-24-2	Benzo(g,h,i)perylene	320	J

1K - FORM I SV-TIC

SEMIVOLATILE ORGANICS ANALYSIS DATA SHEET

TENTATIVELY IDENTIFIED COMPOUNDS

CLIENT SAMPLE NO.

690-SB-55
(0.6'-1.4')-O

Lab Name: MITKEM LABORATORIES Contract:

Lab Code: MITKEM Case No.: J1878 Mod. Ref No.: SDG No.: SJ1878

Matrix: (SOIL/SED/WATER) SOIL Lab Sample ID: J1878-21A

Sample wt/vol: 30.5 (g/mL) G Lab File ID: S3G8943.D

Level: (TRACE or LOW/MED) LOW Extraction: (Type) SONC

% Moisture: 24 Decanted: (Y/N) N Date Received: 09/29/2010

Concentrated Extract Volume: 1000 (uL) Date Extracted: 10/01/2010

Injection Volume: 1.0 (uL) GPC Factor: 1.00 Date Analyzed: 10/06/2010

GPC Cleanup: (Y/N) N pH: Dilution Factor: 1.0

CONCENTRATION UNITS: (ug/L or ug/Kg) UG/KG

	CAS NUMBER	COMPOUND NAME	RT	EST. CONC.	Q
01		Unknown-01	8.805	430	J
02		Unknown-02	9.072	500	J
03		Unknown-03	9.174	450	J
04		Unknown-04	9.521	510	J
05	613-12-7	Anthracene, 2-methyl-	9.681	690	NJ
06	2531-84-2	Phenanthrene, 2-methyl-	9.703	990	NJ
07	613-12-7	Anthracene, 2-methyl-	9.740	400	NJ
08	203-64-5	4H-Cyclopenta[def]phenanthre	9.772	1400	NJ
09	612-94-2	Naphthalene, 2-phenyl-	9.922	740	NJ
10	3674-75-7	Phenanthrene, 9-ethyl-	10.044	380	NJ
11	3674-65-5	Phenanthrene, 2,3-dimethyl-	10.135	610	NJ
12		Unknown-05	10.157	580	J
13	5737-13-3	Cyclopenta(def)phenanthrenon	10.205	600	NJ
14		Unknown-06	10.386	190	J
15	2381-21-7	Pyrene, 1-methyl-	10.632	320	NJ
16	243-17-4	11H-Benzo[b]fluorene	10.718	460	NJ
17		Unknown-07	10.771	220	J
18	2381-21-7	Pyrene, 1-methyl-	10.803	290	NJ
19	479-79-8	11H-Benzo[a]fluoren-11-one	11.310	230	NJ
20	205-82-3	Benzo[j]fluoranthene	12.507	440	NJ
	E96679[2]	Total Alkanes	N/A		

[2]EPA-designated Registry Number.

1D - FORM I SV-1

SEMIVOLATILE ORGANICS ANALYSIS DATA SHEET

CLIENT SAMPLE NO.

690-SB-34
(0.5'-1.4')-O

Lab Name: MITKEM LABORATORIES Contract:

Lab Code: MITKEM Case No.: J1878 Mod. Ref No.: SDG No.: SJ1878

Matrix: (SOIL/SED/WATER) SOIL Lab Sample ID: J1878-22A

Sample wt/vol: 30.2 (g/mL) G Lab File ID: S3G8960.D

Level: (LOW/MED) LOW Extraction: (Type) SONC

% Moisture: 18 Decanted: (Y/N) N Date Received: 09/29/2010

Concentrated Extract Volume: 1000 (uL) Date Extracted: 10/01/2010

Injection Volume: 1.0 (uL) GPC Factor: 1.00 Date Analyzed: 10/06/2010

GPC Cleanup: (Y/N) N pH: Dilution Factor: 1.0

CAS NO.	COMPOUND	CONCENTRATION UNITS: (ug/L or ug/Kg) UG/KG	Q
108-95-2	Phenol	400	U
111-44-4	Bis(2-chloroethyl)ether	400	U
95-57-8	2-Chlorophenol	400	U
541-73-1	1,3-Dichlorobenzene	400	U
106-46-7	1,4-Dichlorobenzene	400	U
95-50-1	1,2-Dichlorobenzene	400	U
95-48-7	2-Methylphenol	400	U
108-60-1	2,2'-oxybis(1-Chloropropane)	400	U
106-44-5	4-Methylphenol	400	U
621-64-7	N-Nitroso-di-n-propylamine	400	U
67-72-1	Hexachloroethane	400	U
98-95-3	Nitrobenzene	400	U
78-59-1	Isophorone	400	U
88-75-5	2-Nitrophenol	400	U
105-67-9	2,4-Dimethylphenol	400	U
120-83-2	2,4-Dichlorophenol	400	U
120-82-1	1,2,4-Trichlorobenzene	400	U
91-20-3	Naphthalene	400	U
106-47-8	4-Chloroaniline	400	U
111-91-1	Bis(2-chloroethoxy)methane	400	U
87-68-3	Hexachlorobutadiene	400	U
59-50-7	4-Chloro-3-methylphenol	400	U
91-57-6	2-Methylnaphthalene	400	U
77-47-4	Hexachlorocyclopentadiene	400	U
88-06-2	2,4,6-Trichlorophenol	400	U
95-95-4	2,4,5-Trichlorophenol	810	U
91-58-7	2-Chloronaphthalene	400	U
88-74-4	2-Nitroaniline	810	U
131-11-3	Dimethylphthalate	400	U
208-96-8	Acenaphthylene	400	U
606-20-2	2,6-Dinitrotoluene	400	U
99-09-2	3-Nitroaniline	810	U
83-32-9	Acenaphthene	400	U
51-28-5	2,4-Dinitrophenol	810	U
100-02-7	4-Nitrophenol	810	U
132-64-9	Dibenzofuran	400	U

1E - FORM I SV-2

SEMIVOLATILE ORGANICS ANALYSIS DATA SHEET

CLIENT SAMPLE NO.

690-SB-34
(0.5'-1.4')-O

Lab Name: MITKEM LABORATORIES Contract:

Lab Code: MITKEM Case No.: J1878 Mod. Ref No.: SDG No.: SJ1878

Matrix: (SOIL/SED/WATER) SOIL Lab Sample ID: J1878-22A

Sample wt/vol: 30.2 (g/mL) G Lab File ID: S3G8960.D

Level: (LOW/MED) LOW Extraction: (Type) SONC

% Moisture: 18 Decanted: (Y/N) N Date Received: 09/29/2010

Concentrated Extract Volume: 1000 (uL) Date Extracted: 10/01/2010

Injection Volume: 1.0 (uL) GPC Factor: 1.00 Date Analyzed: 10/06/2010

GPC Cleanup: (Y/N) N pH: Dilution Factor: 1.0

CAS NO.	COMPOUND	CONCENTRATION UNITS: (ug/L or ug/Kg) UG/KG	Q
121-14-2	2,4-Dinitrotoluene	400	U
84-66-2	Diethylphthalate	400	U
7005-72-3	4-Chlorophenyl-phenylether	400	U
86-73-7	Fluorene	400	U
100-01-6	4-Nitroaniline	810	U
534-52-1	4,6-Dinitro-2-methylphenol	810	U
86-30-6	N-Nitrosodiphenylamine	400	U
101-55-3	4-Bromophenyl-phenylether	400	U
118-74-1	Hexachlorobenzene	400	U
87-86-5	Pentachlorophenol	810	U
85-01-8	Phenanthrene	400	U
120-12-7	Anthracene	400	U
86-74-8	Carbazole	400	U
84-74-2	Di-n-butylphthalate	400	U
206-44-0	Fluoranthene	400	U
129-00-0	Pyrene	400	U
85-68-7	Butylbenzylphthalate	400	U
91-94-1	3,3'-Dichlorobenzidine	400	U
56-55-3	Benzo(a)anthracene	400	U
218-01-9	Chrysene	400	U
117-81-7	Bis(2-ethylhexyl)phthalate	1200	
117-84-0	Di-n-octylphthalate	400	U
205-99-2	Benzo(b)fluoranthene	400	U
207-08-9	Benzo(k)fluoranthene	400	U
50-32-8	Benzo(a)pyrene	400	U
193-39-5	Indeno(1,2,3-cd)pyrene	400	U
53-70-3	Dibenzo(a,h)anthracene	400	U
191-24-2	Benzo(g,h,i)perylene	400	U

1K - FORM I SV-TIC

SEMIVOLATILE ORGANICS ANALYSIS DATA SHEET

TENTATIVELY IDENTIFIED COMPOUNDS

CLIENT SAMPLE NO.

690-SB-34
(0.5'-1.4')-O

Lab Name: MITKEM LABORATORIES Contract:

Lab Code: MITKEM Case No.: J1878 Mod. Ref No.: SDG No.: SJ1878

Matrix: (SOIL/SED/WATER) SOIL Lab Sample ID: J1878-22A

Sample wt/vol: 30.2 (g/mL) G Lab File ID: S3G8960.D

Level: (TRACE or LOW/MED) LOW Extraction: (Type) SONC

% Moisture: 18 Decanted: (Y/N) N Date Received: 09/29/2010

Concentrated Extract Volume: 1000 (uL) Date Extracted: 10/01/2010

Injection Volume: 1.0 (uL) GPC Factor: 1.00 Date Analyzed: 10/06/2010

GPC Cleanup: (Y/N) N pH: Dilution Factor: 1.0

CONCENTRATION UNITS: (ug/L or ug/Kg) UG/KG

	CAS NUMBER	COMPOUND NAME	RT	EST. CONC.	Q
01		Unknown-01	10.117	240	J
02	142-16-5	Bis(2-ethylhexyl) maleate	10.267	340	NJ
	E96679€ [2]	Total Alkanes	N/A		

[2] EPA-designated Registry Number.

1D - FORM I SV-1

SEMIVOLATILE ORGANICS ANALYSIS DATA SHEET

CLIENT SAMPLE NO.
690-SB-31
(0.5'-1.5')-O

Lab Name: MITKEM LABORATORIES Contract:

Lab Code: MITKEM Case No.: J1878 Mod. Ref No.: SDG No.: SJ1878

Matrix: (SOIL/SED/WATER) SOIL Lab Sample ID: J1878-23A

Sample wt/vol: 30.4 (g/mL) G Lab File ID: S3G8962.D

Level: (LOW/MED) LOW Extraction: (Type) SONC

% Moisture: 20 Decanted: (Y/N) N Date Received: 09/29/2010

Concentrated Extract Volume: 1000 (uL) Date Extracted: 10/01/2010

Injection Volume: 1.0 (uL) GPC Factor: 1.00 Date Analyzed: 10/06/2010

GPC Cleanup: (Y/N) N pH: Dilution Factor: 1.0

CAS NO.	COMPOUND	CONCENTRATION UNITS: (ug/L or ug/Kg) UG/KG	Q
108-95-2	Phenol	410	U
111-44-4	Bis(2-chloroethyl)ether	410	U
95-57-8	2-Chlorophenol	410	U
541-73-1	1,3-Dichlorobenzene	410	U
106-46-7	1,4-Dichlorobenzene	410	U
95-50-1	1,2-Dichlorobenzene	410	U
95-48-7	2-Methylphenol	410	U
108-60-1	2,2´-oxybis(1-Chloropropane)	410	U
106-44-5	4-Methylphenol	410	U
621-64-7	N-Nitroso-di-n-propylamine	410	U
67-72-1	Hexachloroethane	410	U
98-95-3	Nitrobenzene	410	U
78-59-1	Isophorone	410	U
88-75-5	2-Nitrophenol	410	U
105-67-9	2,4-Dimethylphenol	410	U
120-83-2	2,4-Dichlorophenol	410	U
120-82-1	1,2,4-Trichlorobenzene	410	U
91-20-3	Naphthalene	76	J
106-47-8	4-Chloroaniline	410	U
111-91-1	Bis(2-chloroethoxy)methane	410	U
87-68-3	Hexachlorobutadiene	410	U
59-50-7	4-Chloro-3-methylphenol	410	U
91-57-6	2-Methylnaphthalene	410	U
77-47-4	Hexachlorocyclopentadiene	410	U
88-06-2	2,4,6-Trichlorophenol	410	U
95-95-4	2,4,5-Trichlorophenol	830	U
91-58-7	2-Chloronaphthalene	410	U
88-74-4	2-Nitroaniline	830	U
131-11-3	Dimethylphthalate	410	U
208-96-8	Acenaphthylene	93	J
606-20-2	2,6-Dinitrotoluene	410	U
99-09-2	3-Nitroaniline	830	U
83-32-9	Acenaphthene	410	U
51-28-5	2,4-Dinitrophenol	830	U
100-02-7	4-Nitrophenol	830	U
132-64-9	Dibenzofuran	410	U

1E - FORM I SV-2

SEMIVOLATILE ORGANICS ANALYSIS DATA SHEET

CLIENT SAMPLE NO.

690-SB-31
(0.5'-1.5')-O

Lab Name: MITKEM LABORATORIES Contract:

Lab Code: MITKEM Case No.: J1878 Mod. Ref No.: SDG No.: SJ1878

Matrix: (SOIL/SED/WATER) SOIL Lab Sample ID: J1878-23A

Sample wt/vol: 30.4 (g/mL) G Lab File ID: S3G8962.D

Level: (LOW/MED) LOW Extraction: (Type) SONC

% Moisture: 20 Decanted: (Y/N) N Date Received: 09/29/2010

Concentrated Extract Volume: 1000 (uL) Date Extracted: 10/01/2010

Injection Volume: 1.0 (uL) GPC Factor: 1.00 Date Analyzed: 10/06/2010

GPC Cleanup: (Y/N) N pH: Dilution Factor: 1.0

CAS NO.	COMPOUND	CONCENTRATION UNITS: (ug/L or ug/Kg) UG/KG	Q
121-14-2	2,4-Dinitrotoluene	410	U
84-66-2	Diethylphthalate	410	U
7005-72-3	4-Chlorophenyl-phenylether	410	U
86-73-7	Fluorene	410	U
100-01-6	4-Nitroaniline	830	U
534-52-1	4,6-Dinitro-2-methylphenol	830	U
86-30-6	N-Nitrosodiphenylamine	410	U
101-55-3	4-Bromophenyl-phenylether	410	U
118-74-1	Hexachlorobenzene	410	U
87-86-5	Pentachlorophenol	830	U
85-01-8	Phenanthrene	400	J
120-12-7	Anthracene	79	J
86-74-8	Carbazole	43	J
84-74-2	Di-n-butylphthalate	410	U
206-44-0	Fluoranthene	900	
129-00-0	Pyrene	740	
85-68-7	Butylbenzylphthalate	410	U
91-94-1	3,3'-Dichlorobenzidine	410	U
56-55-3	Benzo(a)anthracene	430	
218-01-9	Chrysene	550	
117-81-7	Bis(2-ethylhexyl)phthalate	230	J
117-84-0	Di-n-octylphthalate	410	U
205-99-2	Benzo(b)fluoranthene	620	
207-08-9	Benzo(k)fluoranthene	380	J
50-32-8	Benzo(a)pyrene	540	
193-39-5	Indeno(1,2,3-cd)pyrene	400	J
53-70-3	Dibenzo(a,h)anthracene	100	J
191-24-2	Benzo(g,h,i)perylene	430	

1K - FORM I SV-TIC

SEMIVOLATILE ORGANICS ANALYSIS DATA SHEET

TENTATIVELY IDENTIFIED COMPOUNDS

CLIENT SAMPLE NO.

690-SB-31
(0.5'-1.5')-O

Lab Name: MITKEM LABORATORIES Contract:

Lab Code: MITKEM Case No.: J1878 Mod. Ref No.: SDG No.: SJ1878

Matrix: (SOIL/SED/WATER) SOIL Lab Sample ID: J1878-23A

Sample wt/vol: 30.4 (g/mL) G Lab File ID: S3G8962.D

Level: (TRACE or LOW/MED) LOW Extraction: (Type) SONC

% Moisture: 20 Decanted: (Y/N) N Date Received: 09/29/2010

Concentrated Extract Volume: 1000 (uL) Date Extracted: 10/01/2010

Injection Volume: 1.0 (uL) GPC Factor: 1.00 Date Analyzed: 10/06/2010

GPC Cleanup: (Y/N) N pH: Dilution Factor: 1.0

CONCENTRATION UNITS: (ug/L or ug/Kg) UG/KG

CAS NUMBER	COMPOUND NAME	RT	EST. CONC.	Q
E96679[2]	Total Alkanes	N/A		

[2]EPA-designated Registry Number.

1D - FORM I SV-1

SEMIVOLATILE ORGANICS ANALYSIS DATA SHEET

CLIENT SAMPLE NO.

690-SB-43
(0.6'-3.5')-O

Lab Name: MITKEM LABORATORIES Contract:

Lab Code: MITKEM Case No.: J1878 Mod. Ref No.: SDG No.: SJ1878

Matrix: (SOIL/SED/WATER) SOIL Lab Sample ID: J1878-24A

Sample wt/vol: 30.0 (g/mL) G Lab File ID: S3G8944.D

Level: (LOW/MED) LOW Extraction: (Type) SONC

% Moisture: 13 Decanted: (Y/N) N Date Received: 09/29/2010

Concentrated Extract Volume: 1000 (uL) Date Extracted: 10/01/2010

Injection Volume: 1.0 (uL) GPC Factor: 1.00 Date Analyzed: 10/06/2010

GPC Cleanup: (Y/N) N pH: Dilution Factor: 1.0

CAS NO.	COMPOUND	CONCENTRATION UNITS: (ug/L or ug/Kg) UG/KG	Q
108-95-2	Phenol	380	U
111-44-4	Bis(2-chloroethyl)ether	380	U
95-57-8	2-Chlorophenol	380	U
541-73-1	1,3-Dichlorobenzene	380	U
106-46-7	1,4-Dichlorobenzene	380	U
95-50-1	1,2-Dichlorobenzene	380	U
95-48-7	2-Methylphenol	380	U
108-60-1	2,2´-oxybis(1-Chloropropane)	380	U
106-44-5	4-Methylphenol	380	U
621-64-7	N-Nitroso-di-n-propylamine	380	U
67-72-1	Hexachloroethane	380	U
98-95-3	Nitrobenzene	380	U
78-59-1	Isophorone	380	U
88-75-5	2-Nitrophenol	380	U
105-67-9	2,4-Dimethylphenol	380	U
120-83-2	2,4-Dichlorophenol	380	U
120-82-1	1,2,4-Trichlorobenzene	380	U
91-20-3	Naphthalene	380	U
106-47-8	4-Chloroaniline	380	U
111-91-1	Bis(2-chloroethoxy)methane	380	U
87-68-3	Hexachlorobutadiene	380	U
59-50-7	4-Chloro-3-methylphenol	380	U
91-57-6	2-Methylnaphthalene	380	U
77-47-4	Hexachlorocyclopentadiene	380	U
88-06-2	2,4,6-Trichlorophenol	380	U
95-95-4	2,4,5-Trichlorophenol	770	U
91-58-7	2-Chloronaphthalene	380	U
88-74-4	2-Nitroaniline	770	U
131-11-3	Dimethylphthalate	380	U
208-96-8	Acenaphthylene	380	U
606-20-2	2,6-Dinitrotoluene	380	U
99-09-2	3-Nitroaniline	770	U
83-32-9	Acenaphthene	380	U
51-28-5	2,4-Dinitrophenol	770	U
100-02-7	4-Nitrophenol	770	U
132-64-9	Dibenzofuran	380	U

1E - FORM I SV-2

SEMIVOLATILE ORGANICS ANALYSIS DATA SHEET

CLIENT SAMPLE NO.

690-SB-43
(0.6'-3.5')-O

Lab Name: MITKEM LABORATORIES Contract:

Lab Code: MITKEM Case No.: J1878 Mod. Ref No.: SDG No.: SJ1878

Matrix: (SOIL/SED/WATER) SOIL Lab Sample ID: J1878-24A

Sample wt/vol: 30.0 (g/mL) G Lab File ID: S3G8944.D

Level: (LOW/MED) LOW Extraction: (Type) SONC

% Moisture: 13 Decanted: (Y/N) N Date Received: 09/29/2010

Concentrated Extract Volume: 1000 (uL) Date Extracted: 10/01/2010

Injection Volume: 1.0 (uL) GPC Factor: 1.00 Date Analyzed: 10/06/2010

GPC Cleanup: (Y/N) N pH: Dilution Factor: 1.0

CAS NO.	COMPOUND	CONCENTRATION UNITS: (ug/L or ug/Kg) UG/KG	Q
121-14-2	2,4-Dinitrotoluene	380	U
84-66-2	Diethylphthalate	380	U
7005-72-3	4-Chlorophenyl-phenylether	380	U
86-73-7	Fluorene	380	U
100-01-6	4-Nitroaniline	770	U
534-52-1	4,6-Dinitro-2-methylphenol	770	U
86-30-6	N-Nitrosodiphenylamine	380	U
101-55-3	4-Bromophenyl-phenylether	380	U
118-74-1	Hexachlorobenzene	380	U
87-86-5	Pentachlorophenol	770	U
85-01-8	Phenanthrene	380	U
120-12-7	Anthracene	380	U
86-74-8	Carbazole	380	U
84-74-2	Di-n-butylphthalate	380	U
206-44-0	Fluoranthene	380	U
129-00-0	Pyrene	380	U
85-68-7	Butylbenzylphthalate	380	U
91-94-1	3,3´-Dichlorobenzidine	380	U
56-55-3	Benzo(a)anthracene	380	U
218-01-9	Chrysene	380	U
117-81-7	Bis(2-ethylhexyl)phthalate	380	U
117-84-0	Di-n-octylphthalate	380	U
205-99-2	Benzo(b)fluoranthene	380	U
207-08-9	Benzo(k)fluoranthene	380	U
50-32-8	Benzo(a)pyrene	380	U
193-39-5	Indeno(1,2,3-cd)pyrene	380	U
53-70-3	Dibenzo(a,h)anthracene	380	U
191-24-2	Benzo(g,h,i)perylene	380	U

1K - FORM I SV-TIC

SEMIVOLATILE ORGANICS ANALYSIS DATA SHEET

TENTATIVELY IDENTIFIED COMPOUNDS

CLIENT SAMPLE NO.

690-SB-43
(0.6'-3.5')-O

Lab Name: MITKEM LABORATORIES Contract:

Lab Code: MITKEM Case No.: J1878 Mod. Ref No.: SDG No.: SJ1878

Matrix: (SOIL/SED/WATER) SOIL Lab Sample ID: J1878-24A

Sample wt/vol: 30.0 (g/mL) G Lab File ID: S3G8944.D

Level: (TRACE or LOW/MED) LOW Extraction: (Type) SONC

% Moisture: 13 Decanted: (Y/N) N Date Received: 09/29/2010

Concentrated Extract Volume: 1000 (uL) Date Extracted: 10/01/2010

Injection Volume: 1.0 (uL) GPC Factor: 1.00 Date Analyzed: 10/06/2010

GPC Cleanup: (Y/N) N pH: Dilution Factor: 1.0

CONCENTRATION UNITS: (ug/L or ug/Kg) UG/KG

CAS NUMBER	COMPOUND NAME	RT	EST. CONC.	Q
E96679€ [2]	Total Alkanes	N/A		

[2]EPA-designated Registry Number.

1D - FORM I SV-1

SEMIVOLATILE ORGANICS ANALYSIS DATA SHEET

CLIENT SAMPLE NO.
690-SB-49
(0.6'-1.3')-O

Lab Name: MITKEM LABORATORIES Contract:

Lab Code: MITKEM Case No.: J1878 Mod. Ref No.: SDG No.: SJ1878

Matrix: (SOIL/SED/WATER) SOIL Lab Sample ID: J1878-27A

Sample wt/vol: 30.2 (g/mL) G Lab File ID: S3G8959.D

Level: (LOW/MED) LOW Extraction: (Type) SONC

% Moisture: 22 Decanted: (Y/N) N Date Received: 09/29/2010

Concentrated Extract Volume: 5000 (uL) Date Extracted: 10/01/2010

Injection Volume: 1.0 (uL) GPC Factor: 1.00 Date Analyzed: 10/06/2010

GPC Cleanup: (Y/N) N pH: Dilution Factor: 1.0

CAS NO.	COMPOUND	CONCENTRATION UNITS: (ug/L or ug/Kg) UG/KG	Q
108-95-2	Phenol	2100	U
111-44-4	Bis(2-chloroethyl)ether	2100	U
95-57-8	2-Chlorophenol	2100	U
541-73-1	1,3-Dichlorobenzene	2100	U
106-46-7	1,4-Dichlorobenzene	2100	U
95-50-1	1,2-Dichlorobenzene	2100	U
95-48-7	2-Methylphenol	2100	U
108-60-1	2,2'-oxybis(1-Chloropropane)	2100	U
106-44-5	4-Methylphenol	2100	U
621-64-7	N-Nitroso-di-n-propylamine	2100	U
67-72-1	Hexachloroethane	2100	U
98-95-3	Nitrobenzene	2100	U
78-59-1	Isophorone	2100	U
88-75-5	2-Nitrophenol	2100	U
105-67-9	2,4-Dimethylphenol	2100	U
120-83-2	2,4-Dichlorophenol	2100	U
120-82-1	1,2,4-Trichlorobenzene	2100	U
91-20-3	Naphthalene	2100	U
106-47-8	4-Chloroaniline	2100	U
111-91-1	Bis(2-chloroethoxy)methane	2100	U
87-68-3	Hexachlorobutadiene	2100	U
59-50-7	4-Chloro-3-methylphenol	2100	U
91-57-6	2-Methylnaphthalene	2100	U
77-47-4	Hexachlorocyclopentadiene	2100	U
88-06-2	2,4,6-Trichlorophenol	2100	U
95-95-4	2,4,5-Trichlorophenol	4300	U
91-58-7	2-Chloronaphthalene	2100	U
88-74-4	2-Nitroaniline	4300	U
131-11-3	Dimethylphthalate	2100	U
208-96-8	Acenaphthylene	2100	U
606-20-2	2,6-Dinitrotoluene	2100	U
99-09-2	3-Nitroaniline	4300	U
83-32-9	Acenaphthene	2100	U
51-28-5	2,4-Dinitrophenol	4300	U
100-02-7	4-Nitrophenol	4300	U
132-64-9	Dibenzofuran	2100	U

1E - FORM I SV-2

SEMIVOLATILE ORGANICS ANALYSIS DATA SHEET

CLIENT SAMPLE NO.
690-SB-49
(0.6'-1.3')-O

Lab Name: MITKEM LABORATORIES Contract:

Lab Code: MITKEM Case No.: J1878 Mod. Ref No.: SDG No.: SJ1878

Matrix: (SOIL/SED/WATER) SOIL Lab Sample ID: J1878-27A

Sample wt/vol: 30.2 (g/mL) G Lab File ID: S3G8959.D

Level: (LOW/MED) LOW Extraction: (Type) SONC

% Moisture: 22 Decanted: (Y/N) N Date Received: 09/29/2010

Concentrated Extract Volume: 5000 (uL) Date Extracted: 10/01/2010

Injection Volume: 1.0 (uL) GPC Factor: 1.00 Date Analyzed: 10/06/2010

GPC Cleanup: (Y/N) N pH: Dilution Factor: 1.0

CAS NO.	COMPOUND	CONCENTRATION UNITS: (ug/L or ug/Kg) UG/KG	Q
121-14-2	2,4-Dinitrotoluene	2100	U
84-66-2	Diethylphthalate	2100	U
7005-72-3	4-Chlorophenyl-phenylether	2100	U
86-73-7	Fluorene	2100	U
100-01-6	4-Nitroaniline	4300	U
534-52-1	4,6-Dinitro-2-methylphenol	4300	U
86-30-6	N-Nitrosodiphenylamine	2100	U
101-55-3	4-Bromophenyl-phenylether	2100	U
118-74-1	Hexachlorobenzene	2100	U
87-86-5	Pentachlorophenol	4300	U
85-01-8	Phenanthrene	1100	J
120-12-7	Anthracene	2100	U
86-74-8	Carbazole	2100	U
84-74-2	Di-n-butylphthalate	2100	U
206-44-0	Fluoranthene	1400	J
129-00-0	Pyrene	1200	J
85-68-7	Butylbenzylphthalate	2100	U
91-94-1	3,3'-Dichlorobenzidine	2100	U
56-55-3	Benzo(a)anthracene	380	J
218-01-9	Chrysene	510	J
117-81-7	Bis(2-ethylhexyl)phthalate	730	J
117-84-0	Di-n-octylphthalate	2100	U
205-99-2	Benzo(b)fluoranthene	450	J
207-08-9	Benzo(k)fluoranthene	380	J
50-32-8	Benzo(a)pyrene	610	J
193-39-5	Indeno(1,2,3-cd)pyrene	2100	U
53-70-3	Dibenzo(a,h)anthracene	2100	U
191-24-2	Benzo(g,h,i)perylene	2100	U

1K - FORM I SV-TIC

SEMIVOLATILE ORGANICS ANALYSIS DATA SHEET

TENTATIVELY IDENTIFIED COMPOUNDS

CLIENT SAMPLE NO.

690-SB-49
(0.6'-1.3')-O

Lab Name: MITKEM LABORATORIES Contract:

Lab Code: MITKEM Case No.: J1878 Mod. Ref No.: SDG No.: SJ1878

Matrix: (SOIL/SED/WATER) SOIL Lab Sample ID: J1878-27A

Sample wt/vol: 30.2 (g/mL) G Lab File ID: S3G8959.D

Level: (TRACE or LOW/MED) LOW Extraction: (Type) SONC

% Moisture: 22 Decanted: (Y/N) N Date Received: 09/29/2010

Concentrated Extract Volume: 5000 (uL) Date Extracted: 10/01/2010

Injection Volume: 1.0 (uL) GPC Factor: 1.00 Date Analyzed: 10/06/2010

GPC Cleanup: (Y/N) N pH: Dilution Factor: 1.0

CONCENTRATION UNITS: (ug/L or ug/Kg) UG/KG

	CAS NUMBER	COMPOUND NAME	RT	EST. CONC.	Q
01		Unknown-01	12.665	15000	J
	E96679€ [2]	Total Alkanes	N/A		

[2] EPA-designated Registry Number.

1D - FORM I SV-1

SEMIVOLATILE ORGANICS ANALYSIS DATA SHEET

EPA SAMPLE NO.

MB-54445

Lab Name: MITKEM LABORATORIES Contract:

Lab Code: MITKEM Case No.: J1878 Mod. Ref No.: SDG No.: SJ1878

Matrix: (SOIL/SED/WATER) WATER Lab Sample ID: MB-54445

Sample wt/vol: 1000 (g/mL) ML Lab File ID: S1G2451.D

Level: (LOW/MED) LOW Extraction: (Type) SEPF

% Moisture: Decanted: (Y/N) Date Received:

Concentrated Extract Volume: 1000 (uL) Date Extracted: 09/30/2010

Injection Volume: 1.0 (uL) GPC Factor: 1.00 Date Analyzed: 10/01/2010

GPC Cleanup: (Y/N) N pH: Dilution Factor: 1.0

CAS NO.	COMPOUND	CONCENTRATION UNITS: (ug/L or ug/Kg) UG/L	Q
108-95-2	Phenol	10	U
111-44-4	Bis(2-chloroethyl)ether	10	U
95-57-8	2-Chlorophenol	10	U
541-73-1	1,3-Dichlorobenzene	10	U
106-46-7	1,4-Dichlorobenzene	10	U
95-50-1	1,2-Dichlorobenzene	10	U
95-48-7	2-Methylphenol	10	U
108-60-1	2,2'-oxybis(1-Chloropropane)	10	U
106-44-5	4-Methylphenol	10	U
621-64-7	N-Nitroso-di-n-propylamine	10	U
67-72-1	Hexachloroethane	10	U
98-95-3	Nitrobenzene	10	U
78-59-1	Isophorone	10	U
88-75-5	2-Nitrophenol	10	U
105-67-9	2,4-Dimethylphenol	10	U
120-83-2	2,4-Dichlorophenol	10	U
120-82-1	1,2,4-Trichlorobenzene	10	U
91-20-3	Naphthalene	10	U
106-47-8	4-Chloroaniline	10	U
111-91-1	Bis(2-chloroethoxy)methane	10	U
87-68-3	Hexachlorobutadiene	10	U
59-50-7	4-Chloro-3-methylphenol	10	U
91-57-6	2-Methylnaphthalene	10	U
77-47-4	Hexachlorocyclopentadiene	10	U
88-06-2	2,4,6-Trichlorophenol	10	U
95-95-4	2,4,5-Trichlorophenol	20	U
91-58-7	2-Chloronaphthalene	10	U
88-74-4	2-Nitroaniline	20	U
131-11-3	Dimethylphthalate	10	U
208-96-8	Acenaphthylene	10	U
606-20-2	2,6-Dinitrotoluene	10	U
99-09-2	3-Nitroaniline	20	U
83-32-9	Acenaphthene	10	U
51-28-5	2,4-Dinitrophenol	20	U
100-02-7	4-Nitrophenol	20	U
132-64-9	Dibenzofuran	10	U

G 11/22/11

1E - FORM I SV-2

SEMIVOLATILE ORGANICS ANALYSIS DATA SHEET

EPA SAMPLE NO.

MB-54445

Lab Name: MITKEM LABORATORIES Contract:

Lab Code: MITKEM Case No.: J1878 Mod. Ref No.: SDG No.: SJ1878

Matrix: (SOIL/SED/WATER) WATER Lab Sample ID: MB-54445

Sample wt/vol: 1000 (g/mL) ML Lab File ID: S1G2451.D

Level: (LOW/MED) LOW Extraction: (Type) SEPF

% Moisture: Decanted: (Y/N) Date Received:

Concentrated Extract Volume: 1000 (uL) Date Extracted: 09/30/2010

Injection Volume: 1.0 (uL) GPC Factor: 1.00 Date Analyzed: 10/01/2010

GPC Cleanup: (Y/N) N pH: Dilution Factor: 1.0

CAS NO.	COMPOUND	CONCENTRATION UNITS: (ug/L or ug/Kg) UG/L	Q
121-14-2	2,4-Dinitrotoluene	10	U
84-66-2	Diethylphthalate	10	U
7005-72-3	4-Chlorophenyl-phenylether	10	U
86-73-7	Fluorene	10	U
100-01-6	4-Nitroaniline	20	U
534-52-1	4,6-Dinitro-2-methylphenol	20	U
86-30-6	N-Nitrosodiphenylamine	10	U
101-55-3	4-Bromophenyl-phenylether	10	U
118-74-1	Hexachlorobenzene	10	U
87-86-5	Pentachlorophenol	20	U
85-01-8	Phenanthrene	10	U
120-12-7	Anthracene	10	U
86-74-8	Carbazole	10	U
84-74-2	Di-n-butylphthalate	10	U
206-44-0	Fluoranthene	10	U
129-00-0	Pyrene	10	U
85-68-7	Butylbenzylphthalate	10	U
91-94-1	3,3´-Dichlorobenzidine	10	U
56-55-3	Benzo(a)anthracene	10	U
218-01-9	Chrysene	10	U
117-81-7	Bis(2-ethylhexyl)phthalate	10	U
117-84-0	Di-n-octylphthalate	10	U
205-99-2	Benzo(b)fluoranthene	10	U
207-08-9	Benzo(k)fluoranthene	10	U
50-32-8	Benzo(a)pyrene	10	U
193-39-5	Indeno(1,2,3-cd)pyrene	10	U
53-70-3	Dibenzo(a,h)anthracene	10	U
191-24-2	Benzo(g,h,i)perylene	10	U

s10.10.18.A

SW846

1/23/11

1K - FORM I SV-TIC

SEMIVOLATILE ORGANICS ANALYSIS DATA SHEET

TENTATIVELY IDENTIFIED COMPOUNDS

CLIENT SAMPLE NO.

MB-54445

Lab Name: MITKEM LABORATORIES Contract:

Lab Code: MITKEM Case No.: J1878 Mod. Ref No.: SDG No.: SJ1878

Matrix: (SOIL/SED/WATER) WATER Lab Sample ID: MB-54445

Sample wt/vol: 1000 (g/mL) ML Lab File ID: S1G2451.D

Level: (TRACE or LOW/MED) LOW Extraction: (Type) SEPF

% Moisture: Decanted: (Y/N) Date Received:

Concentrated Extract Volume: 1000 ~~500~~ (uL) Date Extracted: 09/30/2010

Injection Volume: 1.0 (uL) GPC Factor: 1.00 Date Analyzed: 10/01/2010

GPC Cleanup: (Y/N) N pH: Dilution Factor: 1.0

CONCENTRATION UNITS: (ug/L or ug/Kg) UG/L

	CAS NUMBER	COMPOUND NAME	RT	EST. CONC.	Q
01		Unknown-01	2.158	39	J
02		Unknown-02	2.223	6.5	J
	E96679[2]	Total Alkanes	N/A		

[2]EPA-designated Registry Number.

1D - FORM I SV-1

SEMIVOLATILE ORGANICS ANALYSIS DATA SHEET

CLIENT SAMPLE NO.

MB-54439

Lab Name: MITKEM LABORATORIES Contract:

Lab Code: MITKEM Case No.: J1878 Mod. Ref No.: SDG No.: SJ1878

Matrix: (SOIL/SED/WATER) SOIL Lab Sample ID: MB-54439

Sample wt/vol: 30.0 (g/mL) G Lab File ID: S3G8882.D

Level: (LOW/MED) LOW Extraction: (Type) SONC

% Moisture: Decanted: (Y/N) Date Received:

Concentrated Extract Volume: 1000 (uL) Date Extracted: 09/30/2010

Injection Volume: 1.0 (uL) GPC Factor: 1.00 Date Analyzed: 10/04/2010

GPC Cleanup: (Y/N) N pH: Dilution Factor: 1.0

CAS NO.	COMPOUND	CONCENTRATION UNITS: (ug/L or ug/Kg) UG/KG	Q
108-95-2	Phenol	330	U
111-44-4	Bis(2-chloroethyl)ether	330	U
95-57-8	2-Chlorophenol	330	U
541-73-1	1,3-Dichlorobenzene	330	U
106-46-7	1,4-Dichlorobenzene	330	U
95-50-1	1,2-Dichlorobenzene	330	U
95-48-7	2-Methylphenol	330	U
108-60-1	2,2´-oxybis(1-Chloropropane)	330	U
106-44-5	4-Methylphenol	330	U
621-64-7	N-Nitroso-di-n-propylamine	330	U
67-72-1	Hexachloroethane	330	U
98-95-3	Nitrobenzene	330	U
78-59-1	Isophorone	330	U
88-75-5	2-Nitrophenol	330	U
105-67-9	2,4-Dimethylphenol	330	U
120-83-2	2,4-Dichlorophenol	330	U
120-82-1	1,2,4-Trichlorobenzene	330	U
91-20-3	Naphthalene	330	U
106-47-8	4-Chloroaniline	330	U
111-91-1	Bis(2-chloroethoxy)methane	330	U
87-68-3	Hexachlorobutadiene	330	U
59-50-7	4-Chloro-3-methylphenol	330	U
91-57-6	2-Methylnaphthalene	330	U
77-47-4	Hexachlorocyclopentadiene	330	U
88-06-2	2,4,6-Trichlorophenol	330	U
95-95-4	2,4,5-Trichlorophenol	670	U
91-58-7	2-Chloronaphthalene	330	U
88-74-4	2-Nitroaniline	670	U
131-11-3	Dimethylphthalate	330	U
208-96-8	Acenaphthylene	330	U
606-20-2	2,6-Dinitrotoluene	330	U
99-09-2	3-Nitroaniline	670	U
83-32-9	Acenaphthene	330	U
51-28-5	2,4-Dinitrophenol	670	U
100-02-7	4-Nitrophenol	670	U
132-64-9	Dibenzofuran	330	U

1E - FORM I SV-2

SEMIVOLATILE ORGANICS ANALYSIS DATA SHEET

CLIENT SAMPLE NO.

MB-54439

Lab Name: MITKEM LABORATORIES Contract:

Lab Code: MITKEM Case No.: J1878 Mod. Ref No.: SDG No.: SJ1878

Matrix: (SOIL/SED/WATER) SOIL Lab Sample ID: MB-54439

Sample wt/vol: 30.0 (g/mL) G Lab File ID: S3G8882.D

Level: (LOW/MED) LOW Extraction: (Type) SONC

% Moisture: Decanted: (Y/N) Date Received:

Concentrated Extract Volume: 1000 (uL) Date Extracted: 09/30/2010

Injection Volume: 1.0 (uL) GPC Factor: 1.00 Date Analyzed: 10/04/2010

GPC Cleanup: (Y/N) N pH: Dilution Factor: 1.0

CAS NO.	COMPOUND	CONCENTRATION UNITS: (ug/L or ug/Kg) UG/KG	Q
121-14-2	2,4-Dinitrotoluene	330	U
84-66-2	Diethylphthalate	330	U
7005-72-3	4-Chlorophenyl-phenylether	330	U
86-73-7	Fluorene	330	U
100-01-6	4-Nitroaniline	670	U
534-52-1	4,6-Dinitro-2-methylphenol	670	U
86-30-6	N-Nitrosodiphenylamine	330	U
101-55-3	4-Bromophenyl-phenylether	330	U
118-74-1	Hexachlorobenzene	330	U
87-86-5	Pentachlorophenol	670	U
85-01-8	Phenanthrene	330	U
120-12-7	Anthracene	330	U
86-74-8	Carbazole	330	U
84-74-2	Di-n-butylphthalate	330	U
206-44-0	Fluoranthene	330	U
129-00-0	Pyrene	330	U
85-68-7	Butylbenzylphthalate	330	U
91-94-1	3,3'-Dichlorobenzidine	330	U
56-55-3	Benzo(a)anthracene	330	U
218-01-9	Chrysene	330	U
117-81-7	Bis(2-ethylhexyl)phthalate	330	U
117-84-0	Di-n-octylphthalate	330	U
205-99-2	Benzo(b)fluoranthene	330	U
207-08-9	Benzo(k)fluoranthene	330	U
50-32-8	Benzo(a)pyrene	330	U
193-39-5	Indeno(1,2,3-cd)pyrene	330	U
53-70-3	Dibenzo(a,h)anthracene	330	U
191-24-2	Benzo(g,h,i)perylene	330	U

1K - FORM I SV-TIC

SEMIVOLATILE ORGANICS ANALYSIS DATA SHEET

TENTATIVELY IDENTIFIED COMPOUNDS

CLIENT SAMPLE NO.

MB-54439

Lab Name: MITKEM LABORATORIES Contract:

Lab Code: MITKEM Case No.: J1878 Mod. Ref No.: SDG No.: SJ1878

Matrix: (SOIL/SED/WATER) SOIL Lab Sample ID: MB-54439

Sample wt/vol: 30.0 (g/mL) G Lab File ID: S3G8882.D

Level: (TRACE or LOW/MED) LOW Extraction: (Type) SONC

% Moisture: Decanted: (Y/N) Date Received:

Concentrated Extract Volume: 1000 (uL) Date Extracted: 09/30/2010

Injection Volume: 1.0 (uL) GPC Factor: 1.00 Date Analyzed: 10/04/2010

GPC Cleanup: (Y/N) N pH: Dilution Factor: 1.0

CONCENTRATION UNITS: (ug/L or ug/Kg) UG/KG

	CAS NUMBER	COMPOUND NAME	RT	EST. CONC.	Q
01	6311-48-4	Dibenzylidene 4,4'-biphenyle	13.125	690	NJ
	E96679[2]	Total Alkanes	N/A		

[2]EPA-designated Registry Number.

1D - FORM I SV-1

SEMIVOLATILE ORGANICS ANALYSIS DATA SHEET

CLIENT SAMPLE NO.

MB-54477

Lab Name: MITKEM LABORATORIES Contract:

Lab Code: MITKEM Case No.: J1878 Mod. Ref No.: SDG No.: SJ1878

Matrix: (SOIL/SED/WATER) SOIL Lab Sample ID: MB-54477

Sample wt/vol: 30.0 (g/mL) G Lab File ID: S3G8927.D

Level: (LOW/MED) LOW Extraction: (Type) SONC

% Moisture: Decanted: (Y/N) Date Received:

Concentrated Extract Volume: 1000 (uL) Date Extracted: 10/01/2010

Injection Volume: 1.0 (uL) GPC Factor: 1.00 Date Analyzed: 10/05/2010

GPC Cleanup: (Y/N) N pH: Dilution Factor: 1.0

CAS NO.	COMPOUND	CONCENTRATION UNITS: (ug/L or ug/Kg) UG/KG	Q
108-95-2	Phenol	330	U
111-44-4	Bis(2-chloroethyl)ether	330	U
95-57-8	2-Chlorophenol	330	U
541-73-1	1,3-Dichlorobenzene	330	U
106-46-7	1,4-Dichlorobenzene	330	U
95-50-1	1,2-Dichlorobenzene	330	U
95-48-7	2-Methylphenol	330	U
108-60-1	2,2'-oxybis(1-Chloropropane)	330	U
106-44-5	4-Methylphenol	330	U
621-64-7	N-Nitroso-di-n-propylamine	330	U
67-72-1	Hexachloroethane	330	U
98-95-3	Nitrobenzene	330	U
78-59-1	Isophorone	330	U
88-75-5	2-Nitrophenol	330	U
105-67-9	2,4-Dimethylphenol	330	U
120-83-2	2,4-Dichlorophenol	330	U
120-82-1	1,2,4-Trichlorobenzene	330	U
91-20-3	Naphthalene	330	U
106-47-8	4-Chloroaniline	330	U
111-91-1	Bis(2-chloroethoxy)methane	330	U
87-68-3	Hexachlorobutadiene	330	U
59-50-7	4-Chloro-3-methylphenol	330	U
91-57-6	2-Methylnaphthalene	330	U
77-47-4	Hexachlorocyclopentadiene	330	U
88-06-2	2,4,6-Trichlorophenol	330	U
95-95-4	2,4,5-Trichlorophenol	670	U
91-58-7	2-Chloronaphthalene	330	U
88-74-4	2-Nitroaniline	670	U
131-11-3	Dimethylphthalate	330	U
208-96-8	Acenaphthylene	330	U
606-20-2	2,6-Dinitrotoluene	330	U
99-09-2	3-Nitroaniline	670	U
83-32-9	Acenaphthene	330	U
51-28-5	2,4-Dinitrophenol	670	U
100-02-7	4-Nitrophenol	670	U
132-64-9	Dibenzofuran	330	U

1E - FORM I SV-2

SEMIVOLATILE ORGANICS ANALYSIS DATA SHEET

CLIENT SAMPLE NO.

MB-54477

Lab Name: MITKEM LABORATORIES Contract:

Lab Code: MITKEM Case No.: J1878 Mod. Ref No.: SDG No.: SJ1878

Matrix: (SOIL/SED/WATER) SOIL Lab Sample ID: MB-54477

Sample wt/vol: 30.0 (g/mL) G Lab File ID: S3G8927.D

Level: (LOW/MED) LOW Extraction: (Type) SONC

% Moisture: Decanted: (Y/N) Date Received:

Concentrated Extract Volume: 1000 (uL) Date Extracted: 10/01/2010

Injection Volume: 1.0 (uL) GPC Factor: 1.00 Date Analyzed: 10/05/2010

GPC Cleanup: (Y/N) N pH: Dilution Factor: 1.0

CAS NO.	COMPOUND	CONCENTRATION UNITS: (ug/L or ug/Kg) UG/KG	Q
121-14-2	2,4-Dinitrotoluene	330	U
84-66-2	Diethylphthalate	330	U
7005-72-3	4-Chlorophenyl-phenylether	330	U
86-73-7	Fluorene	330	U
100-01-6	4-Nitroaniline	670	U
534-52-1	4,6-Dinitro-2-methylphenol	670	U
86-30-6	N-Nitrosodiphenylamine	330	U
101-55-3	4-Bromophenyl-phenylether	330	U
118-74-1	Hexachlorobenzene	330	U
87-86-5	Pentachlorophenol	670	U
85-01-8	Phenanthrene	330	U
120-12-7	Anthracene	330	U
86-74-8	Carbazole	330	U
84-74-2	Di-n-butylphthalate	330	U
206-44-0	Fluoranthene	330	U
129-00-0	Pyrene	330	U
85-68-7	Butylbenzylphthalate	330	U
91-94-1	3,3´-Dichlorobenzidine	330	U
56-55-3	Benzo(a)anthracene	330	U
218-01-9	Chrysene	330	U
117-81-7	Bis(2-ethylhexyl)phthalate	330	U
117-84-0	Di-n-octylphthalate	330	U
205-99-2	Benzo(b)fluoranthene	330	U
207-08-9	Benzo(k)fluoranthene	330	U
50-32-8	Benzo(a)pyrene	330	U
193-39-5	Indeno(1,2,3-cd)pyrene	330	U
53-70-3	Dibenzo(a,h)anthracene	330	U
191-24-2	Benzo(g,h,i)perylene	330	U

1K - FORM I SV-TIC

SEMIVOLATILE ORGANICS ANALYSIS DATA SHEET

TENTATIVELY IDENTIFIED COMPOUNDS

CLIENT SAMPLE NO.

MB-54477

Lab Name: MITKEM LABORATORIES Contract:

Lab Code: MITKEM Case No.: J1878 Mod. Ref No.: SDG No.: SJ1878

Matrix: (SOIL/SED/WATER) SOIL Lab Sample ID: MB-54477

Sample wt/vol: 30.0 (g/mL) G Lab File ID: S3G8927.D

Level: (TRACE or LOW/MED) LOW Extraction: (Type) SONC

% Moisture: Decanted: (Y/N) Date Received:

Concentrated Extract Volume: 1000 (uL) Date Extracted: 10/01/2010

Injection Volume: 1.0 (uL) GPC Factor: 1.00 Date Analyzed: 10/05/2010

GPC Cleanup: (Y/N) N pH: Dilution Factor: 1.0

CONCENTRATION UNITS: (ug/L or ug/Kg) UG/KG

CAS NUMBER	COMPOUND NAME	RT	EST. CONC.	Q
E96679([2]	Total Alkanes	N/A		

[2] EPA-designated Registry Number.

1D - FORM I SV-1

SEMIVOLATILE ORGANICS ANALYSIS DATA SHEET

CLIENT SAMPLE NO.

690-SB-43
(0.6'-3.5')-OMS

Lab Name: MITKEM LABORATORIES Contract:

Lab Code: MITKEM Case No.: J1878 Mod. Ref No.: SDG No.: SJ1878

Matrix: (SOIL/SED/WATER) SOIL Lab Sample ID: J1878-24AMS

Sample wt/vol: 30.1 (g/mL) G Lab File ID: S3G8945.D

Level: (LOW/MED) LOW Extraction: (Type) SONC

% Moisture: 13 Decanted: (Y/N) N Date Received: 09/29/2010

Concentrated Extract Volume: 1000 (uL) Date Extracted: 10/01/2010

Injection Volume: 1.0 (uL) GPC Factor: 1.00 Date Analyzed: 10/06/2010

GPC Cleanup: (Y/N) N pH: Dilution Factor: 1.0

CAS NO.	COMPOUND	CONCENTRATION UNITS: (ug/L or ug/Kg) UG/KG	Q
108-95-2	Phenol	1300	
111-44-4	Bis(2-chloroethyl)ether	1300	
95-57-8	2-Chlorophenol	1400	
541-73-1	1,3-Dichlorobenzene	1300	
106-46-7	1,4-Dichlorobenzene	1300	
95-50-1	1,2-Dichlorobenzene	1300	
95-48-7	2-Methylphenol	1300	
108-60-1	2,2'-oxybis(1-Chloropropane)	1300	
106-44-5	4-Methylphenol	1300	
621-64-7	N-Nitroso-di-n-propylamine	1300	
67-72-1	Hexachloroethane	1100	
98-95-3	Nitrobenzene	1300	
78-59-1	Isophorone	1300	
88-75-5	2-Nitrophenol	1300	
105-67-9	2,4-Dimethylphenol	1400	
120-83-2	2,4-Dichlorophenol	1400	
120-82-1	1,2,4-Trichlorobenzene	1400	
91-20-3	Naphthalene	1400	
106-47-8	4-Chloroaniline	840	
111-91-1	Bis(2-chloroethoxy)methane	1300	
87-68-3	Hexachlorobutadiene	1300	
59-50-7	4-Chloro-3-methylphenol	1400	
91-57-6	2-Methylnaphthalene	1400	
77-47-4	Hexachlorocyclopentadiene	540	
88-06-2	2,4,6-Trichlorophenol	1500	
95-95-4	2,4,5-Trichlorophenol	1500	
91-58-7	2-Chloronaphthalene	1400	
88-74-4	2-Nitroaniline	1300	
131-11-3	Dimethylphthalate	1400	
208-96-8	Acenaphthylene	1500	
606-20-2	2,6-Dinitrotoluene	1300	
99-09-2	3-Nitroaniline	1200	
83-32-9	Acenaphthene	1400	
51-28-5	2,4-Dinitrophenol	640	J
100-02-7	4-Nitrophenol	1400	
132-64-9	Dibenzofuran	1500	

1E - FORM I SV-2

SEMIVOLATILE ORGANICS ANALYSIS DATA SHEET

CLIENT SAMPLE NO.

690-SB-43
(0.6'-3.5')-OMS

Lab Name: MITKEM LABORATORIES Contract:

Lab Code: MITKEM Case No.: J1878 Mod. Ref No.: SDG No.: SJ1878

Matrix: (SOIL/SED/WATER) SOIL Lab Sample ID: J1878-24AMS

Sample wt/vol: 30.1 (g/mL) G Lab File ID: S3G8945.D

Level: (LOW/MED) LOW Extraction: (Type) SONC

% Moisture: 13 Decanted: (Y/N) N Date Received: 09/29/2010

Concentrated Extract Volume: 1000 (uL) Date Extracted: 10/01/2010

Injection Volume: 1.0 (uL) GPC Factor: 1.00 Date Analyzed: 10/06/2010

GPC Cleanup: (Y/N) N pH: Dilution Factor: 1.0

CAS NO.	COMPOUND	CONCENTRATION UNITS: (ug/L or ug/Kg) UG/KG	Q
121-14-2	2,4-Dinitrotoluene	1300	
84-66-2	Diethylphthalate	1400	
7005-72-3	4-Chlorophenyl-phenylether	1500	
86-73-7	Fluorene	1500	
100-01-6	4-Nitroaniline	1400	
534-52-1	4,6-Dinitro-2-methylphenol	770	J
86-30-6	N-Nitrosodiphenylamine	1500	
101-55-3	4-Bromophenyl-phenylether	1500	
118-74-1	Hexachlorobenzene	1400	
87-86-5	Pentachlorophenol	1600	
85-01-8	Phenanthrene	1600	
120-12-7	Anthracene	1500	
86-74-8	Carbazole	1500	
84-74-2	Di-n-butylphthalate	1500	
206-44-0	Fluoranthene	1600	
129-00-0	Pyrene	1500	
85-68-7	Butylbenzylphthalate	1400	
91-94-1	3,3'-Dichlorobenzidine	1200	
56-55-3	Benzo(a)anthracene	1500	
218-01-9	Chrysene	1500	
117-81-7	Bis(2-ethylhexyl)phthalate	1500	
117-84-0	Di-n-octylphthalate	1600	
205-99-2	Benzo(b)fluoranthene	1600	
207-08-9	Benzo(k)fluoranthene	1500	
50-32-8	Benzo(a)pyrene	1500	
193-39-5	Indeno(1,2,3-cd)pyrene	1400	
53-70-3	Dibenzo(a,h)anthracene	1500	
191-24-2	Benzo(g,h,i)perylene	1400	

1D - FORM I SV-1

SEMIVOLATILE ORGANICS ANALYSIS DATA SHEET

CLIENT SAMPLE NO.

690-SB-43
(0.6'-3.5')-OMSD

Lab Name: MITKEM LABORATORIES Contract:

Lab Code: MITKEM Case No.: J1878 Mod. Ref No.: SDG No.: SJ1878

Matrix: (SOIL/SED/WATER) SOIL Lab Sample ID: J1878-24AMSD

Sample wt/vol: 30.5 (g/mL) G Lab File ID: S3G8946.D

Level: (LOW/MED) LOW Extraction: (Type) SONC

% Moisture: 13 Decanted: (Y/N) N Date Received: 09/29/2010

Concentrated Extract Volume: 1000 (uL) Date Extracted: 10/01/2010

Injection Volume: 1.0 (uL) GPC Factor: 1.00 Date Analyzed: 10/06/2010

GPC Cleanup: (Y/N) N pH: Dilution Factor: 1.0

CAS NO.	COMPOUND	CONCENTRATION UNITS: (ug/L or ug/Kg) UG/KG	Q
108-95-2	Phenol	1300	
111-44-4	Bis(2-chloroethyl)ether	1200	
95-57-8	2-Chlorophenol	1300	
541-73-1	1,3-Dichlorobenzene	1200	
106-46-7	1,4-Dichlorobenzene	1200	
95-50-1	1,2-Dichlorobenzene	1300	
95-48-7	2-Methylphenol	1300	
108-60-1	2,2´-oxybis(1-Chloropropane)	1300	
106-44-5	4-Methylphenol	1400	
621-64-7	N-Nitroso-di-n-propylamine	1300	
67-72-1	Hexachloroethane	940	
98-95-3	Nitrobenzene	1200	
78-59-1	Isophorone	1300	
88-75-5	2-Nitrophenol	1300	
105-67-9	2,4-Dimethylphenol	1400	
120-83-2	2,4-Dichlorophenol	1400	
120-82-1	1,2,4-Trichlorobenzene	1300	
91-20-3	Naphthalene	1300	
106-47-8	4-Chloroaniline	940	
111-91-1	Bis(2-chloroethoxy)methane	1300	
87-68-3	Hexachlorobutadiene	1300	
59-50-7	4-Chloro-3-methylphenol	1400	
91-57-6	2-Methylnaphthalene	1400	
77-47-4	Hexachlorocyclopentadiene	480	
88-06-2	2,4,6-Trichlorophenol	1500	
95-95-4	2,4,5-Trichlorophenol	1500	
91-58-7	2-Chloronaphthalene	1400	
88-74-4	2-Nitroaniline	1400	
131-11-3	Dimethylphthalate	1400	
208-96-8	Acenaphthylene	1500	
606-20-2	2,6-Dinitrotoluene	1400	
99-09-2	3-Nitroaniline	1300	
83-32-9	Acenaphthene	1400	
51-28-5	2,4-Dinitrophenol	660	J
100-02-7	4-Nitrophenol	1500	
132-64-9	Dibenzofuran	1500	

1E - FORM I SV-2

SEMIVOLATILE ORGANICS ANALYSIS DATA SHEET

CLIENT SAMPLE NO.
690-SB-43
(0.6'-3.5')-OMSD

Lab Name: MITKEM LABORATORIES Contract:

Lab Code: MITKEM Case No.: J1878 Mod. Ref No.: SDG No.: SJ1878

Matrix: (SOIL/SED/WATER) SOIL Lab Sample ID: J1878-24AMSD

Sample wt/vol: 30.5 (g/mL) G Lab File ID: S3G8946.D

Level: (LOW/MED) LOW Extraction: (Type) SONC

% Moisture: 13 Decanted: (Y/N) N Date Received: 09/29/2010

Concentrated Extract Volume: 1000 (uL) Date Extracted: 10/01/2010

Injection Volume: 1.0 (uL) GPC Factor: 1.00 Date Analyzed: 10/06/2010

GPC Cleanup: (Y/N) N pH: Dilution Factor: 1.0

CAS NO.	COMPOUND	CONCENTRATION UNITS: (ug/L or ug/Kg) UG/KG	Q
121-14-2	2,4-Dinitrotoluene	1400	
84-66-2	Diethylphthalate	1500	
7005-72-3	4-Chlorophenyl-phenylether	1500	
86-73-7	Fluorene	1500	
100-01-6	4-Nitroaniline	1400	
534-52-1	4,6-Dinitro-2-methylphenol	740	J
86-30-6	N-Nitrosodiphenylamine	1500	
101-55-3	4-Bromophenyl-phenylether	1500	
118-74-1	Hexachlorobenzene	1500	
87-86-5	Pentachlorophenol	1700	
85-01-8	Phenanthrene	1600	
120-12-7	Anthracene	1600	
86-74-8	Carbazole	1600	
84-74-2	Di-n-butylphthalate	1600	
206-44-0	Fluoranthene	1600	
129-00-0	Pyrene	1600	
85-68-7	Butylbenzylphthalate	1500	
91-94-1	3,3´-Dichlorobenzidine	1100	
56-55-3	Benzo(a)anthracene	1500	
218-01-9	Chrysene	1600	
117-81-7	Bis(2-ethylhexyl)phthalate	1600	
117-84-0	Di-n-octylphthalate	1700	
205-99-2	Benzo(b)fluoranthene	1600	
207-08-9	Benzo(k)fluoranthene	1600	
50-32-8	Benzo(a)pyrene	1600	
193-39-5	Indeno(1,2,3-cd)pyrene	1500	
53-70-3	Dibenzo(a,h)anthracene	1500	
191-24-2	Benzo(g,h,i)perylene	1500	

1D - FORM I SV-1

SEMIVOLATILE ORGANICS ANALYSIS DATA SHEET

CLIENT SAMPLE NO.

MB-54439

Lab Name: MITKEM LABORATORIES Contract:

Lab Code: MITKEM Case No.: J1878 Mod. Ref No.: SDG No.: SJ1878

Matrix: (SOIL/SED/WATER) SOIL Lab Sample ID: MB-54439

Sample wt/vol: 30.0 (g/mL) G Lab File ID: S3G8882.D

Level: (LOW/MED) LOW Extraction: (Type) SONC

% Moisture: Decanted: (Y/N) Date Received:

Concentrated Extract Volume: 1000 (uL) Date Extracted: 09/30/2010

Injection Volume: 1.0 (uL) GPC Factor: 1.00 Date Analyzed: 10/04/2010

GPC Cleanup: (Y/N) N pH: Dilution Factor: 1.0

CAS NO.	COMPOUND	CONCENTRATION UNITS: (ug/L or ug/Kg) UG/KG	Q
108-95-2	Phenol	330	U
111-44-4	Bis(2-chloroethyl)ether	330	U
95-57-8	2-Chlorophenol	330	U
541-73-1	1,3-Dichlorobenzene	330	U
106-46-7	1,4-Dichlorobenzene	330	U
95-50-1	1,2-Dichlorobenzene	330	U
95-48-7	2-Methylphenol	330	U
108-60-1	2,2´-oxybis(1-Chloropropane)	330	U
106-44-5	4-Methylphenol	330	U
621-64-7	N-Nitroso-di-n-propylamine	330	U
67-72-1	Hexachloroethane	330	U
98-95-3	Nitrobenzene	330	U
78-59-1	Isophorone	330	U
88-75-5	2-Nitrophenol	330	U
105-67-9	2,4-Dimethylphenol	330	U
120-83-2	2,4-Dichlorophenol	330	U
120-82-1	1,2,4-Trichlorobenzene	330	U
91-20-3	Naphthalene	330	U
106-47-8	4-Chloroaniline	330	U
111-91-1	Bis(2-chloroethoxy)methane	330	U
87-68-3	Hexachlorobutadiene	330	U
59-50-7	4-Chloro-3-methylphenol	330	U
91-57-6	2-Methylnaphthalene	330	U
77-47-4	Hexachlorocyclopentadiene	330	U
88-06-2	2,4,6-Trichlorophenol	330	U
95-95-4	2,4,5-Trichlorophenol	670	U
91-58-7	2-Chloronaphthalene	330	U
88-74-4	2-Nitroaniline	670	U
131-11-3	Dimethylphthalate	330	U
208-96-8	Acenaphthylene	330	U
606-20-2	2,6-Dinitrotoluene	330	U
99-09-2	3-Nitroaniline	670	U
83-32-9	Acenaphthene	330	U
51-28-5	2,4-Dinitrophenol	670	U
100-02-7	4-Nitrophenol	670	U
132-64-9	Dibenzofuran	330	U

1E - FORM I SV-2

SEMIVOLATILE ORGANICS ANALYSIS DATA SHEET

CLIENT SAMPLE NO.

MB-54439

Lab Name: MITKEM LABORATORIES Contract:

Lab Code: MITKEM Case No.: J1878 Mod. Ref No.: SDG No.: SJ1878

Matrix: (SOIL/SED/WATER) SOIL Lab Sample ID: MB-54439

Sample wt/vol: 30.0 (g/mL) G Lab File ID: S3G8882.D

Level: (LOW/MED) LOW Extraction: (Type) SONC

% Moisture: Decanted: (Y/N) Date Received:

Concentrated Extract Volume: 1000 (uL) Date Extracted: 09/30/2010

Injection Volume: 1.0 (uL) GPC Factor: 1.00 Date Analyzed: 10/04/2010

GPC Cleanup: (Y/N) N pH: Dilution Factor: 1.0

CAS NO.	COMPOUND	CONCENTRATION UNITS: (ug/L or ug/Kg) UG/KG	Q
121-14-2	2,4-Dinitrotoluene	330	U
84-66-2	Diethylphthalate	330	U
7005-72-3	4-Chlorophenyl-phenylether	330	U
86-73-7	Fluorene	330	U
100-01-6	4-Nitroaniline	670	U
534-52-1	4,6-Dinitro-2-methylphenol	670	U
86-30-6	N-Nitrosodiphenylamine	330	U
101-55-3	4-Bromophenyl-phenylether	330	U
118-74-1	Hexachlorobenzene	330	U
87-86-5	Pentachlorophenol	670	U
85-01-8	Phenanthrene	330	U
120-12-7	Anthracene	330	U
86-74-8	Carbazole	330	U
84-74-2	Di-n-butylphthalate	330	U
206-44-0	Fluoranthene	330	U
129-00-0	Pyrene	330	U
85-68-7	Butylbenzylphthalate	330	U
91-94-1	3,3´-Dichlorobenzidine	330	U
56-55-3	Benzo(a)anthracene	330	U
218-01-9	Chrysene	330	U
117-81-7	Bis(2-ethylhexyl)phthalate	330	U
117-84-0	Di-n-octylphthalate	330	U
205-99-2	Benzo(b)fluoranthene	330	U
207-08-9	Benzo(k)fluoranthene	330	U
50-32-8	Benzo(a)pyrene	330	U
193-39-5	Indeno(1,2,3-cd)pyrene	330	U
53-70-3	Dibenzo(a,h)anthracene	330	U
191-24-2	Benzo(g,h,i)perylene	330	U

1K - FORM I SV-TIC

SEMIVOLATILE ORGANICS ANALYSIS DATA SHEET

TENTATIVELY IDENTIFIED COMPOUNDS

CLIENT SAMPLE NO.

MB-54439

Lab Name: MITKEM LABORATORIES Contract:

Lab Code: MITKEM Case No.: J1878 Mod. Ref No.: SDG No.: SJ1878

Matrix: (SOIL/SED/WATER) SOIL Lab Sample ID: MB-54439

Sample wt/vol: 30.0 (g/mL) G Lab File ID: S3G8882.D

Level: (TRACE or LOW/MED) LOW Extraction: (Type) SONC

% Moisture: Decanted: (Y/N) Date Received:

Concentrated Extract Volume: 1000 (uL) Date Extracted: 09/30/2010

Injection Volume: 1.0 (uL) GPC Factor: 1.00 Date Analyzed: 10/04/2010

GPC Cleanup: (Y/N) N pH: Dilution Factor: 1.0

CONCENTRATION UNITS: (ug/L or ug/Kg) UG/KG

	CAS NUMBER	COMPOUND NAME	RT	EST. CONC.	Q
01	6311-48-4	Dibenzylidene 4,4'-biphenyle	13.125	690	NJ
	E96679[2]	Total Alkanes	N/A		

[2]EPA-designated Registry Number.

1D - FORM I SV-1

SEMIVOLATILE ORGANICS ANALYSIS DATA SHEET

CLIENT SAMPLE NO.

MB-54477

Lab Name: MITKEM LABORATORIES Contract:

Lab Code: MITKEM Case No.: J1878 Mod. Ref No.: SDG No.: SJ1878

Matrix: (SOIL/SED/WATER) SOIL Lab Sample ID: MB-54477

Sample wt/vol: 30.0 (g/mL) G Lab File ID: S3G8927.D

Level: (LOW/MED) LOW Extraction: (Type) SONC

% Moisture: Decanted: (Y/N) Date Received:

Concentrated Extract Volume: 1000 (uL) Date Extracted: 10/01/2010

Injection Volume: 1.0 (uL) GPC Factor: 1.00 Date Analyzed: 10/05/2010

GPC Cleanup: (Y/N) N pH: Dilution Factor: 1.0

CAS NO.	COMPOUND	CONCENTRATION UNITS: (ug/L or ug/Kg) UG/KG	Q
108-95-2	Phenol	330	U
111-44-4	Bis(2-chloroethyl)ether	330	U
95-57-8	2-Chlorophenol	330	U
541-73-1	1,3-Dichlorobenzene	330	U
106-46-7	1,4-Dichlorobenzene	330	U
95-50-1	1,2-Dichlorobenzene	330	U
95-48-7	2-Methylphenol	330	U
108-60-1	2,2'-oxybis(1-Chloropropane)	330	U
106-44-5	4-Methylphenol	330	U
621-64-7	N-Nitroso-di-n-propylamine	330	U
67-72-1	Hexachloroethane	330	U
98-95-3	Nitrobenzene	330	U
78-59-1	Isophorone	330	U
88-75-5	2-Nitrophenol	330	U
105-67-9	2,4-Dimethylphenol	330	U
120-83-2	2,4-Dichlorophenol	330	U
120-82-1	1,2,4-Trichlorobenzene	330	U
91-20-3	Naphthalene	330	U
106-47-8	4-Chloroaniline	330	U
111-91-1	Bis(2-chloroethoxy)methane	330	U
87-68-3	Hexachlorobutadiene	330	U
59-50-7	4-Chloro-3-methylphenol	330	U
91-57-6	2-Methylnaphthalene	330	U
77-47-4	Hexachlorocyclopentadiene	330	U
88-06-2	2,4,6-Trichlorophenol	330	U
95-95-4	2,4,5-Trichlorophenol	670	U
91-58-7	2-Chloronaphthalene	330	U
88-74-4	2-Nitroaniline	670	U
131-11-3	Dimethylphthalate	330	U
208-96-8	Acenaphthylene	330	U
606-20-2	2,6-Dinitrotoluene	330	U
99-09-2	3-Nitroaniline	670	U
83-32-9	Acenaphthene	330	U
51-28-5	2,4-Dinitrophenol	670	U
100-02-7	4-Nitrophenol	670	U
132-64-9	Dibenzofuran	330	U

1E - FORM I SV-2

SEMIVOLATILE ORGANICS ANALYSIS DATA SHEET

CLIENT SAMPLE NO.

MB-54477

Lab Name: MITKEM LABORATORIES Contract:

Lab Code: MITKEM Case No.: J1878 Mod. Ref No.: SDG No.: SJ1878

Matrix: (SOIL/SED/WATER) SOIL Lab Sample ID: MB-54477

Sample wt/vol: 30.0 (g/mL) G Lab File ID: S3G8927.D

Level: (LOW/MED) LOW Extraction: (Type) SONC

% Moisture: Decanted: (Y/N) Date Received:

Concentrated Extract Volume: 1000 (uL) Date Extracted: 10/01/2010

Injection Volume: 1.0 (uL) GPC Factor: 1.00 Date Analyzed: 10/05/2010

GPC Cleanup: (Y/N) N pH: Dilution Factor: 1.0

CAS NO.	COMPOUND	CONCENTRATION UNITS: (ug/L or ug/Kg) UG/KG	Q
121-14-2	2,4-Dinitrotoluene	330	U
84-66-2	Diethylphthalate	330	U
7005-72-3	4-Chlorophenyl-phenylether	330	U
86-73-7	Fluorene	330	U
100-01-6	4-Nitroaniline	670	U
534-52-1	4,6-Dinitro-2-methylphenol	670	U
86-30-6	N-Nitrosodiphenylamine	330	U
101-55-3	4-Bromophenyl-phenylether	330	U
118-74-1	Hexachlorobenzene	330	U
87-86-5	Pentachlorophenol	670	U
85-01-8	Phenanthrene	330	U
120-12-7	Anthracene	330	U
86-74-8	Carbazole	330	U
84-74-2	Di-n-butylphthalate	330	U
206-44-0	Fluoranthene	330	U
129-00-0	Pyrene	330	U
85-68-7	Butylbenzylphthalate	330	U
91-94-1	3,3´-Dichlorobenzidine	330	U
56-55-3	Benzo(a)anthracene	330	U
218-01-9	Chrysene	330	U
117-81-7	Bis(2-ethylhexyl)phthalate	330	U
117-84-0	Di-n-octylphthalate	330	U
205-99-2	Benzo(b)fluoranthene	330	U
207-08-9	Benzo(k)fluoranthene	330	U
50-32-8	Benzo(a)pyrene	330	U
193-39-5	Indeno(1,2,3-cd)pyrene	330	U
53-70-3	Dibenzo(a,h)anthracene	330	U
191-24-2	Benzo(g,h,i)perylene	330	U

1K - FORM I SV-TIC

SEMIVOLATILE ORGANICS ANALYSIS DATA SHEET

TENTATIVELY IDENTIFIED COMPOUNDS

CLIENT SAMPLE NO.

MB-54477

Lab Name: MITKEM LABORATORIES Contract:

Lab Code: MITKEM Case No.: J1878 Mod. Ref No.: SDG No.: SJ1878

Matrix: (SOIL/SED/WATER) SOIL Lab Sample ID: MB-54477

Sample wt/vol: 30.0 (g/mL) G Lab File ID: S3G8927.D

Level: (TRACE or LOW/MED) LOW Extraction: (Type) SONC

% Moisture: Decanted: (Y/N) Date Received:

Concentrated Extract Volume: 1000 (uL) Date Extracted: 10/01/2010

Injection Volume: 1.0 (uL) GPC Factor: 1.00 Date Analyzed: 10/05/2010

GPC Cleanup: (Y/N) N pH: Dilution Factor: 1.0

CONCENTRATION UNITS: (ug/L or ug/Kg) UG/KG

CAS NUMBER	COMPOUND NAME	RT	EST. CONC.	Q
E96679€[2]	Total Alkanes	N/A		

[2]EPA-designated Registry Number.

1D - FORM I SV-1

SEMIVOLATILE ORGANICS ANALYSIS DATA SHEET

CLIENT SAMPLE NO.

690-SB-43
(0.6'-3.5')-OMS

Lab Name: MITKEM LABORATORIES Contract:

Lab Code: MITKEM Case No.: J1878 Mod. Ref No.: SDG No.: SJ1878

Matrix: (SOIL/SED/WATER) SOIL Lab Sample ID: J1878-24AMS

Sample wt/vol: 30.1 (g/mL) G Lab File ID: S3G8945.D

Level: (LOW/MED) LOW Extraction: (Type) SONC

% Moisture: 13 Decanted: (Y/N) N Date Received: 09/29/2010

Concentrated Extract Volume: 1000 (uL) Date Extracted: 10/01/2010

Injection Volume: 1.0 (uL) GPC Factor: 1.00 Date Analyzed: 10/06/2010

GPC Cleanup: (Y/N) N pH: Dilution Factor: 1.0

CAS NO.	COMPOUND	CONCENTRATION UNITS: (ug/L or ug/Kg) UG/KG	Q
108-95-2	Phenol	1300	
111-44-4	Bis(2-chloroethyl)ether	1300	
95-57-8	2-Chlorophenol	1400	
541-73-1	1,3-Dichlorobenzene	1300	
106-46-7	1,4-Dichlorobenzene	1300	
95-50-1	1,2-Dichlorobenzene	1300	
95-48-7	2-Methylphenol	1300	
108-60-1	2,2´-oxybis(1-Chloropropane)	1300	
106-44-5	4-Methylphenol	1300	
621-64-7	N-Nitroso-di-n-propylamine	1300	
67-72-1	Hexachloroethane	1100	
98-95-3	Nitrobenzene	1300	
78-59-1	Isophorone	1300	
88-75-5	2-Nitrophenol	1300	
105-67-9	2,4-Dimethylphenol	1400	
120-83-2	2,4-Dichlorophenol	1400	
120-82-1	1,2,4-Trichlorobenzene	1400	
91-20-3	Naphthalene	1400	
106-47-8	4-Chloroaniline	840	
111-91-1	Bis(2-chloroethoxy)methane	1300	
87-68-3	Hexachlorobutadiene	1300	
59-50-7	4-Chloro-3-methylphenol	1400	
91-57-6	2-Methylnaphthalene	1400	
77-47-4	Hexachlorocyclopentadiene	540	
88-06-2	2,4,6-Trichlorophenol	1500	
95-95-4	2,4,5-Trichlorophenol	1500	
91-58-7	2-Chloronaphthalene	1400	
88-74-4	2-Nitroaniline	1300	
131-11-3	Dimethylphthalate	1400	
208-96-8	Acenaphthylene	1500	
606-20-2	2,6-Dinitrotoluene	1300	
99-09-2	3-Nitroaniline	1200	
83-32-9	Acenaphthene	1400	
51-28-5	2,4-Dinitrophenol	640	J
100-02-7	4-Nitrophenol	1400	
132-64-9	Dibenzofuran	1500	

1E - FORM I SV-2

SEMIVOLATILE ORGANICS ANALYSIS DATA SHEET

CLIENT SAMPLE NO.

690-SB-43
(0.6'-3.5')-OMS

Lab Name: MITKEM LABORATORIES Contract:

Lab Code: MITKEM Case No.: J1878 Mod. Ref No.: SDG No.: SJ1878

Matrix: (SOIL/SED/WATER) SOIL Lab Sample ID: J1878-24AMS

Sample wt/vol: 30.1 (g/mL) G Lab File ID: S3G8945.D

Level: (LOW/MED) LOW Extraction: (Type) SONC

% Moisture: 13 Decanted: (Y/N) N Date Received: 09/29/2010

Concentrated Extract Volume: 1000 (uL) Date Extracted: 10/01/2010

Injection Volume: 1.0 (uL) GPC Factor: 1.00 Date Analyzed: 10/06/2010

GPC Cleanup: (Y/N) N pH: Dilution Factor: 1.0

CAS NO.	COMPOUND	CONCENTRATION UNITS: (ug/L or ug/Kg) UG/KG	Q
121-14-2	2,4-Dinitrotoluene	1300	
84-66-2	Diethylphthalate	1400	
7005-72-3	4-Chlorophenyl-phenylether	1500	
86-73-7	Fluorene	1500	
100-01-6	4-Nitroaniline	1400	
534-52-1	4,6-Dinitro-2-methylphenol	770	J
86-30-6	N-Nitrosodiphenylamine	1500	
101-55-3	4-Bromophenyl-phenylether	1500	
118-74-1	Hexachlorobenzene	1400	
87-86-5	Pentachlorophenol	1600	
85-01-8	Phenanthrene	1600	
120-12-7	Anthracene	1500	
86-74-8	Carbazole	1500	
84-74-2	Di-n-butylphthalate	1500	
206-44-0	Fluoranthene	1600	
129-00-0	Pyrene	1500	
85-68-7	Butylbenzylphthalate	1400	
91-94-1	3,3´-Dichlorobenzidine	1200	
56-55-3	Benzo(a)anthracene	1500	
218-01-9	Chrysene	1500	
117-81-7	Bis(2-ethylhexyl)phthalate	1500	
117-84-0	Di-n-octylphthalate	1600	
205-99-2	Benzo(b)fluoranthene	1600	
207-08-9	Benzo(k)fluoranthene	1500	
50-32-8	Benzo(a)pyrene	1500	
193-39-5	Indeno(1,2,3-cd)pyrene	1400	
53-70-3	Dibenzo(a,h)anthracene	1500	
191-24-2	Benzo(g,h,i)perylene	1400	

1D - FORM I SV-1

SEMIVOLATILE ORGANICS ANALYSIS DATA SHEET

CLIENT SAMPLE NO.

690-SB-43
(0.6'-3.5')-OMSD

Lab Name: MITKEM LABORATORIES Contract:

Lab Code: MITKEM Case No.: J1878 Mod. Ref No.: SDG No.: SJ1878

Matrix: (SOIL/SED/WATER) SOIL Lab Sample ID: J1878-24AMSD

Sample wt/vol: 30.5 (g/mL) G Lab File ID: S3G8946.D

Level: (LOW/MED) LOW Extraction: (Type) SONC

% Moisture: 13 Decanted: (Y/N) N Date Received: 09/29/2010

Concentrated Extract Volume: 1000 (uL) Date Extracted: 10/01/2010

Injection Volume: 1.0 (uL) GPC Factor: 1.00 Date Analyzed: 10/06/2010

GPC Cleanup: (Y/N) N pH: Dilution Factor: 1.0

CAS NO.	COMPOUND	CONCENTRATION UNITS: (ug/L or ug/Kg) UG/KG	Q
108-95-2	Phenol	1300	
111-44-4	Bis(2-chloroethyl)ether	1200	
95-57-8	2-Chlorophenol	1300	
541-73-1	1,3-Dichlorobenzene	1200	
106-46-7	1,4-Dichlorobenzene	1200	
95-50-1	1,2-Dichlorobenzene	1300	
95-48-7	2-Methylphenol	1300	
108-60-1	2,2'-oxybis(1-Chloropropane)	1300	
106-44-5	4-Methylphenol	1400	
621-64-7	N-Nitroso-di-n-propylamine	1300	
67-72-1	Hexachloroethane	940	
98-95-3	Nitrobenzene	1200	
78-59-1	Isophorone	1300	
88-75-5	2-Nitrophenol	1300	
105-67-9	2,4-Dimethylphenol	1400	
120-83-2	2,4-Dichlorophenol	1400	
120-82-1	1,2,4-Trichlorobenzene	1300	
91-20-3	Naphthalene	1300	
106-47-8	4-Chloroaniline	940	
111-91-1	Bis(2-chloroethoxy)methane	1300	
87-68-3	Hexachlorobutadiene	1300	
59-50-7	4-Chloro-3-methylphenol	1400	
91-57-6	2-Methylnaphthalene	1400	
77-47-4	Hexachlorocyclopentadiene	480	
88-06-2	2,4,6-Trichlorophenol	1500	
95-95-4	2,4,5-Trichlorophenol	1500	
91-58-7	2-Chloronaphthalene	1400	
88-74-4	2-Nitroaniline	1400	
131-11-3	Dimethylphthalate	1400	
208-96-8	Acenaphthylene	1500	
606-20-2	2,6-Dinitrotoluene	1400	
99-09-2	3-Nitroaniline	1300	
83-32-9	Acenaphthene	1400	
51-28-5	2,4-Dinitrophenol	660	J
100-02-7	4-Nitrophenol	1500	
132-64-9	Dibenzofuran	1500	

1E - FORM I SV-2

SEMIVOLATILE ORGANICS ANALYSIS DATA SHEET

CLIENT SAMPLE NO.

690-SB-43
(0.6'-3.5')-OMSD

Lab Name: MITKEM LABORATORIES Contract:

Lab Code: MITKEM Case No.: J1878 Mod. Ref No.: SDG No.: SJ1878

Matrix: (SOIL/SED/WATER) SOIL Lab Sample ID: J1878-24AMSD

Sample wt/vol: 30.5 (g/mL) G Lab File ID: S3G8946.D

Level: (LOW/MED) LOW Extraction: (Type) SONC

% Moisture: 13 Decanted: (Y/N) N Date Received: 09/29/2010

Concentrated Extract Volume: 1000 (uL) Date Extracted: 10/01/2010

Injection Volume: 1.0 (uL) GPC Factor: 1.00 Date Analyzed: 10/06/2010

GPC Cleanup: (Y/N) N pH: Dilution Factor: 1.0

CAS NO.	COMPOUND	CONCENTRATION UNITS: (ug/L or ug/Kg) UG/KG	Q
121-14-2	2,4-Dinitrotoluene	1400	
84-66-2	Diethylphthalate	1500	
7005-72-3	4-Chlorophenyl-phenylether	1500	
86-73-7	Fluorene	1500	
100-01-6	4-Nitroaniline	1400	
534-52-1	4,6-Dinitro-2-methylphenol	740	J
86-30-6	N-Nitrosodiphenylamine	1500	
101-55-3	4-Bromophenyl-phenylether	1500	
118-74-1	Hexachlorobenzene	1500	
87-86-5	Pentachlorophenol	1700	
85-01-8	Phenanthrene	1600	
120-12-7	Anthracene	1600	
86-74-8	Carbazole	1600	
84-74-2	Di-n-butylphthalate	1600	
206-44-0	Fluoranthene	1600	
129-00-0	Pyrene	1600	
85-68-7	Butylbenzylphthalate	1500	
91-94-1	3,3'-Dichlorobenzidine	1100	
56-55-3	Benzo(a)anthracene	1500	
218-01-9	Chrysene	1600	
117-81-7	Bis(2-ethylhexyl)phthalate	1600	
117-84-0	Di-n-octylphthalate	1700	
205-99-2	Benzo(b)fluoranthene	1600	
207-08-9	Benzo(k)fluoranthene	1600	
50-32-8	Benzo(a)pyrene	1600	
193-39-5	Indeno(1,2,3-cd)pyrene	1500	
53-70-3	Dibenzo(a,h)anthracene	1500	
191-24-2	Benzo(g,h,i)perylene	1500	

1D - FORM I SV-1

SEMIVOLATILE ORGANICS ANALYSIS DATA SHEET

EPA SAMPLE NO.

LCS-54445

Lab Name: MITKEM LABORATORIES Contract:

Lab Code: MITKEM Case No.: J1878 Mod. Ref No.: SDG No.: SJ1878

Matrix: (SOIL/SED/WATER) WATER Lab Sample ID: LCS-54445

Sample wt/vol: 1000 (g/mL) ML Lab File ID: S1G2452.D

Level: (LOW/MED) LOW Extraction: (Type) SEPF

% Moisture: Decanted: (Y/N) Date Received:

Concentrated Extract Volume: 1000 (uL) Date Extracted: 09/30/2010

Injection Volume: 1.0 (uL) GPC Factor: 1.00 Date Analyzed: 10/01/2010

GPC Cleanup: (Y/N) N pH: Dilution Factor: 1.0

CAS NO.	COMPOUND	CONCENTRATION UNITS: (ug/L or ug/Kg) UG/L	Q
108-95-2	Phenol	21	
111-44-4	Bis(2-chloroethyl)ether	40	
95-57-8	2-Chlorophenol	38	
541-73-1	1,3-Dichlorobenzene	33	
106-46-7	1,4-Dichlorobenzene	36	
95-50-1	1,2-Dichlorobenzene	35	
95-48-7	2-Methylphenol	38	
108-60-1	2,2'-oxybis(1-Chloropropane)	40	
106-44-5	4-Methylphenol	37	
621-64-7	N-Nitroso-di-n-propylamine	40	
67-72-1	Hexachloroethane	33	
98-95-3	Nitrobenzene	42	
78-59-1	Isophorone	46	
88-75-5	2-Nitrophenol	37	
105-67-9	2,4-Dimethylphenol	45	
120-83-2	2,4-Dichlorophenol	40	
120-82-1	1,2,4-Trichlorobenzene	36	
91-20-3	Naphthalene	38	
106-47-8	4-Chloroaniline	41	
111-91-1	Bis(2-chloroethoxy)methane	43	
87-68-3	Hexachlorobutadiene	34	
59-50-7	4-Chloro-3-methylphenol	42	
91-57-6	2-Methylnaphthalene	35	
77-47-4	Hexachlorocyclopentadiene	36	
88-06-2	2,4,6-Trichlorophenol	39	
95-95-4	2,4,5-Trichlorophenol	48	
91-58-7	2-Chloronaphthalene	38	
88-74-4	2-Nitroaniline	47	
131-11-3	Dimethylphthalate	44	
208-96-8	Acenaphthylene	38	
606-20-2	2,6-Dinitrotoluene	45	
99-09-2	3-Nitroaniline	49	
83-32-9	Acenaphthene	41	
51-28-5	2,4-Dinitrophenol	44	
100-02-7	4-Nitrophenol	20	
132-64-9	Dibenzofuran	42	

1E - FORM I SV-2

SEMIVOLATILE ORGANICS ANALYSIS DATA SHEET

EPA SAMPLE NO.

LCS-54445

Lab Name: MITKEM LABORATORIES Contract:

Lab Code: MITKEM Case No.: J1878 Mod. Ref No.: SDG No.: SJ1878

Matrix: (SOIL/SED/WATER) WATER Lab Sample ID: LCS-54445

Sample wt/vol: 1000 (g/mL) ML Lab File ID: S1G2452.D

Level: (LOW/MED) LOW Extraction: (Type) SEPF

% Moisture: Decanted: (Y/N) Date Received:

Concentrated Extract Volume: 1000 (uL) Date Extracted: 09/30/2010

Injection Volume: 1.0 (uL) GPC Factor: 1.00 Date Analyzed: 10/01/2010

GPC Cleanup: (Y/N) N pH: Dilution Factor: 1.0

CAS NO.	COMPOUND	CONCENTRATION UNITS: (ug/L or ug/Kg) UG/L	Q
121-14-2	2,4-Dinitrotoluene	47	
84-66-2	Diethylphthalate	43	
7005-72-3	4-Chlorophenyl-phenylether	39	
86-73-7	Fluorene	40	
100-01-6	4-Nitroaniline	47	
534-52-1	4,6-Dinitro-2-methylphenol	45	
86-30-6	N-Nitrosodiphenylamine	37	
101-55-3	4-Bromophenyl-phenylether	39	
118-74-1	Hexachlorobenzene	44	
87-86-5	Pentachlorophenol	45	
85-01-8	Phenanthrene	43	
120-12-7	Anthracene	39	
86-74-8	Carbazole	41	
84-74-2	Di-n-butylphthalate	45	
206-44-0	Fluoranthene	47	
129-00-0	Pyrene	31	
85-68-7	Butylbenzylphthalate	38	
91-94-1	3,3´-Dichlorobenzidine	39	
56-55-3	Benzo(a)anthracene	40	
218-01-9	Chrysene	42	
117-81-7	Bis(2-ethylhexyl)phthalate	38	
117-84-0	Di-n-octylphthalate	45	
205-99-2	Benzo(b)fluoranthene	43	
207-08-9	Benzo(k)fluoranthene	48	
50-32-8	Benzo(a)pyrene	43	
193-39-5	Indeno(1,2,3-cd)pyrene	45	
53-70-3	Dibenzo(a,h)anthracene	43	
191-24-2	Benzo(g,h,i)perylene	44	

G 7/20/11

Page 933 (R)

1D - FORM I SV-1

SEMIVOLATILE ORGANICS ANALYSIS DATA SHEET

EPA SAMPLE NO.

LCSD-54445

Lab Name: MITKEM LABORATORIES Contract:

Lab Code: MITKEM Case No.: J1878 Mod. Ref No.: SDG No.: SJ1878

Matrix: (SOIL/SED/WATER) WATER Lab Sample ID: LCSD-54445

Sample wt/vol: 1000 (g/mL) ML Lab File ID: S1G2453.D

Level: (LOW/MED) LOW Extraction: (Type) SEPF

% Moisture: Decanted: (Y/N) Date Received:

Concentrated Extract Volume: 1000 (uL) Date Extracted: 09/30/2010

Injection Volume: 1.0 (uL) GPC Factor: 1.00 Date Analyzed: 10/01/2010

GPC Cleanup: (Y/N) N pH: Dilution Factor: 1.0

CAS NO.	COMPOUND	CONCENTRATION UNITS: (ug/L or ug/Kg) UG/L	Q
108-95-2	Phenol	22	
111-44-4	Bis(2-chloroethyl)ether	41	
95-57-8	2-Chlorophenol	40	
541-73-1	1,3-Dichlorobenzene	32	
106-46-7	1,4-Dichlorobenzene	34	
95-50-1	1,2-Dichlorobenzene	37	
95-48-7	2-Methylphenol	41	
108-60-1	2,2'-oxybis(1-Chloropropane)	43	
106-44-5	4-Methylphenol	40	
621-64-7	N-Nitroso-di-n-propylamine	44	
67-72-1	Hexachloroethane	32	
98-95-3	Nitrobenzene	41	
78-59-1	Isophorone	48	
88-75-5	2-Nitrophenol	40	
105-67-9	2,4-Dimethylphenol	45	
120-83-2	2,4-Dichlorophenol	43	
120-82-1	1,2,4-Trichlorobenzene	35	
91-20-3	Naphthalene	36	
106-47-8	4-Chloroaniline	41	
111-91-1	Bis(2-chloroethoxy)methane	45	
87-68-3	Hexachlorobutadiene	35	
59-50-7	4-Chloro-3-methylphenol	45	
91-57-6	2-Methylnaphthalene	39	
77-47-4	Hexachlorocyclopentadiene	37	
88-06-2	2,4,6-Trichlorophenol	40	
95-95-4	2,4,5-Trichlorophenol	45	
91-58-7	2-Chloronaphthalene	40	
88-74-4	2-Nitroaniline	44	
131-11-3	Dimethylphthalate	41	
208-96-8	Acenaphthylene	41	
606-20-2	2,6-Dinitrotoluene	44	
99-09-2	3-Nitroaniline	44	
83-32-9	Acenaphthene	40	
51-28-5	2,4-Dinitrophenol	57	
100-02-7	4-Nitrophenol	26	
132-64-9	Dibenzofuran	39	

1E - FORM I SV-2

SEMIVOLATILE ORGANICS ANALYSIS DATA SHEET

EPA SAMPLE NO.

LCSD-54445

Lab Name: MITKEM LABORATORIES Contract:

Lab Code: MITKEM Case No.: J1878 Mod. Ref No.: SDG No.: SJ1878

Matrix: (SOIL/SED/WATER) WATER Lab Sample ID: LCSD-54445

Sample wt/vol: 1000 (g/mL) ML Lab File ID: S1G2453.D

Level: (LOW/MED) LOW Extraction: (Type) SEPF

% Moisture: Decanted: (Y/N) Date Received:

Concentrated Extract Volume: 1000 (uL) Date Extracted: 09/30/2010

Injection Volume: 1.0 (uL) GPC Factor: 1.00 Date Analyzed: 10/01/2010

GPC Cleanup: (Y/N) N pH: Dilution Factor: 1.0

CAS NO.	COMPOUND	CONCENTRATION UNITS: (ug/L or ug/Kg) UG/L	Q
121-14-2	2,4-Dinitrotoluene	47	
84-66-2	Diethylphthalate	45	
7005-72-3	4-Chlorophenyl-phenylether	41	
86-73-7	Fluorene	43	
100-01-6	4-Nitroaniline	44	
534-52-1	4,6-Dinitro-2-methylphenol	51	
86-30-6	N-Nitrosodiphenylamine	39	
101-55-3	4-Bromophenyl-phenylether	42	
118-74-1	Hexachlorobenzene	48	
87-86-5	Pentachlorophenol	58	
85-01-8	Phenanthrene	45	
120-12-7	Anthracene	48	
86-74-8	Carbazole	49	
84-74-2	Di-n-butylphthalate	50	
206-44-0	Fluoranthene	52	
129-00-0	Pyrene	34	
85-68-7	Butylbenzylphthalate	38	
91-94-1	3,3'-Dichlorobenzidine	37	
56-55-3	Benzo(a)anthracene	47	
218-01-9	Chrysene	37	
117-81-7	Bis(2-ethylhexyl)phthalate	44	
117-84-0	Di-n-octylphthalate	42	
205-99-2	Benzo(b)fluoranthene	42	
207-08-9	Benzo(k)fluoranthene	44	
50-32-8	Benzo(a)pyrene	41	
193-39-5	Indeno(1,2,3-cd)pyrene	42	
53-70-3	Dibenzo(a,h)anthracene	42	
191-24-2	Benzo(g,h,i)perylene	44	

10/22/11

1D - FORM I SV-1

SEMIVOLATILE ORGANICS ANALYSIS DATA SHEET

CLIENT SAMPLE NO.

LCS-54439

Lab Name: MITKEM LABORATORIES Contract:

Lab Code: MITKEM Case No.: J1878 Mod. Ref No.: SDG No.: SJ1878

Matrix: (SOIL/SED/WATER) SOIL Lab Sample ID: LCS-54439

Sample wt/vol: 30.0 (g/mL) G Lab File ID: S3G8883.D

Level: (LOW/MED) LOW Extraction: (Type) SONC

% Moisture: Decanted: (Y/N) Date Received:

Concentrated Extract Volume: 1000 (uL) Date Extracted: 09/30/2010

Injection Volume: 1.0 (uL) GPC Factor: 1.00 Date Analyzed: 10/04/2010

GPC Cleanup: (Y/N) N pH: Dilution Factor: 1.0

CAS NO.	COMPOUND	CONCENTRATION UNITS: (ug/L or ug/Kg) UG/KG	Q
108-95-2	Phenol	1700	
111-44-4	Bis(2-chloroethyl)ether	1500	
95-57-8	2-Chlorophenol	1600	
541-73-1	1,3-Dichlorobenzene	1500	
106-46-7	1,4-Dichlorobenzene	1500	
95-50-1	1,2-Dichlorobenzene	1500	
95-48-7	2-Methylphenol	1500	
108-60-1	2,2'-oxybis(1-Chloropropane)	1500	
106-44-5	4-Methylphenol	1500	
621-64-7	N-Nitroso-di-n-propylamine	1600	
67-72-1	Hexachloroethane	1600	
98-95-3	Nitrobenzene	1600	
78-59-1	Isophorone	1600	
88-75-5	2-Nitrophenol	1500	
105-67-9	2,4-Dimethylphenol	1500	
120-83-2	2,4-Dichlorophenol	1600	
120-82-1	1,2,4-Trichlorobenzene	1600	
91-20-3	Naphthalene	1600	
106-47-8	4-Chloroaniline	960	
111-91-1	Bis(2-chloroethoxy)methane	1600	
87-68-3	Hexachlorobutadiene	1600	
59-50-7	4-Chloro-3-methylphenol	1600	
91-57-6	2-Methylnaphthalene	1600	
77-47-4	Hexachlorocyclopentadiene	1400	
88-06-2	2,4,6-Trichlorophenol	1500	
95-95-4	2,4,5-Trichlorophenol	1500	
91-58-7	2-Chloronaphthalene	1600	
88-74-4	2-Nitroaniline	1600	
131-11-3	Dimethylphthalate	1600	
208-96-8	Acenaphthylene	1600	
606-20-2	2,6-Dinitrotoluene	1600	
99-09-2	3-Nitroaniline	1200	
83-32-9	Acenaphthene	1600	
51-28-5	2,4-Dinitrophenol	770	
100-02-7	4-Nitrophenol	1500	
132-64-9	Dibenzofuran	1600	

1E - FORM I SV-2

SEMIVOLATILE ORGANICS ANALYSIS DATA SHEET

CLIENT SAMPLE NO.

LCS-54439

Lab Name: MITKEM LABORATORIES Contract:

Lab Code: MITKEM Case No.: J1878 Mod. Ref No.: SDG No.: SJ1878

Matrix: (SOIL/SED/WATER) SOIL Lab Sample ID: LCS-54439

Sample wt/vol: 30.0 (g/mL) G Lab File ID: S3G8883.D

Level: (LOW/MED) LOW Extraction: (Type) SONC

% Moisture: Decanted: (Y/N) Date Received:

Concentrated Extract Volume: 1000 (uL) Date Extracted: 09/30/2010

Injection Volume: 1.0 (uL) GPC Factor: 1.00 Date Analyzed: 10/04/2010

GPC Cleanup: (Y/N) N pH: Dilution Factor: 1.0

CAS NO.	COMPOUND	CONCENTRATION UNITS: (ug/L or ug/Kg) UG/KG	Q
121-14-2	2,4-Dinitrotoluene	1600	
84-66-2	Diethylphthalate	1600	
7005-72-3	4-Chlorophenyl-phenylether	1500	
86-73-7	Fluorene	1600	
100-01-6	4-Nitroaniline	1300	
534-52-1	4,6-Dinitro-2-methylphenol	1400	
86-30-6	N-Nitrosodiphenylamine	1700	
101-55-3	4-Bromophenyl-phenylether	1600	
118-74-1	Hexachlorobenzene	1600	
87-86-5	Pentachlorophenol	960	
85-01-8	Phenanthrene	1700	
120-12-7	Anthracene	1700	
86-74-8	Carbazole	1700	
84-74-2	Di-n-butylphthalate	1800	
206-44-0	Fluoranthene	1600	
129-00-0	Pyrene	1900	
85-68-7	Butylbenzylphthalate	1900	
91-94-1	3,3'-Dichlorobenzidine	1200	
56-55-3	Benzo(a)anthracene	1700	
218-01-9	Chrysene	1700	
117-81-7	Bis(2-ethylhexyl)phthalate	1900	
117-84-0	Di-n-octylphthalate	2100	
205-99-2	Benzo(b)fluoranthene	1700	
207-08-9	Benzo(k)fluoranthene	1800	
50-32-8	Benzo(a)pyrene	1700	
193-39-5	Indeno(1,2,3-cd)pyrene	1600	
53-70-3	Dibenzo(a,h)anthracene	1700	
191-24-2	Benzo(g,h,i)perylene	1600	

1D - FORM I SV-1

SEMIVOLATILE ORGANICS ANALYSIS DATA SHEET

CLIENT SAMPLE NO.

LCS-54477

Lab Name: MITKEM LABORATORIES Contract:

Lab Code: MITKEM Case No.: J1878 Mod. Ref No.: SDG No.: SJ1878

Matrix: (SOIL/SED/WATER) SOIL Lab Sample ID: LCS-54477

Sample wt/vol: 30.0 (g/mL) G Lab File ID: S3G8928.D

Level: (LOW/MED) LOW Extraction: (Type) SONC

% Moisture: Decanted: (Y/N) Date Received:

Concentrated Extract Volume: 1000 (uL) Date Extracted: 10/01/2010

Injection Volume: 1.0 (uL) GPC Factor: 1.00 Date Analyzed: 10/05/2010

GPC Cleanup: (Y/N) N pH: Dilution Factor: 1.0

CAS NO.	COMPOUND	CONCENTRATION UNITS: (ug/L or ug/Kg) UG/KG	Q
108-95-2	Phenol	1500	
111-44-4	Bis(2-chloroethyl)ether	1400	
95-57-8	2-Chlorophenol	1500	
541-73-1	1,3-Dichlorobenzene	1400	
106-46-7	1,4-Dichlorobenzene	1400	
95-50-1	1,2-Dichlorobenzene	1400	
95-48-7	2-Methylphenol	1500	
108-60-1	2,2´-oxybis(1-Chloropropane)	1400	
106-44-5	4-Methylphenol	1500	
621-64-7	N-Nitroso-di-n-propylamine	1400	
67-72-1	Hexachloroethane	1400	
98-95-3	Nitrobenzene	1400	
78-59-1	Isophorone	1400	
88-75-5	2-Nitrophenol	1400	
105-67-9	2,4-Dimethylphenol	1500	
120-83-2	2,4-Dichlorophenol	1500	
120-82-1	1,2,4-Trichlorobenzene	1500	
91-20-3	Naphthalene	1500	
106-47-8	4-Chloroaniline	880	
111-91-1	Bis(2-chloroethoxy)methane	1500	
87-68-3	Hexachlorobutadiene	1500	
59-50-7	4-Chloro-3-methylphenol	1500	
91-57-6	2-Methylnaphthalene	1500	
77-47-4	Hexachlorocyclopentadiene	1800	
88-06-2	2,4,6-Trichlorophenol	1500	
95-95-4	2,4,5-Trichlorophenol	1500	
91-58-7	2-Chloronaphthalene	1500	
88-74-4	2-Nitroaniline	1400	
131-11-3	Dimethylphthalate	1500	
208-96-8	Acenaphthylene	1500	
606-20-2	2,6-Dinitrotoluene	1500	
99-09-2	3-Nitroaniline	1100	
83-32-9	Acenaphthene	1500	
51-28-5	2,4-Dinitrophenol	1300	
100-02-7	4-Nitrophenol	1400	
132-64-9	Dibenzofuran	1600	

1E - FORM I SV-2

SEMIVOLATILE ORGANICS ANALYSIS DATA SHEET

CLIENT SAMPLE NO.

LCS-54477

Lab Name: MITKEM LABORATORIES Contract:

Lab Code: MITKEM Case No.: J1878 Mod. Ref No.: SDG No.: SJ1878

Matrix: (SOIL/SED/WATER) SOIL Lab Sample ID: LCS-54477

Sample wt/vol: 30.0 (g/mL) G Lab File ID: S3G8928.D

Level: (LOW/MED) LOW Extraction: (Type) SONC

% Moisture: Decanted: (Y/N) Date Received:

Concentrated Extract Volume: 1000 (uL) Date Extracted: 10/01/2010

Injection Volume: 1.0 (uL) GPC Factor: 1.00 Date Analyzed: 10/05/2010

GPC Cleanup: (Y/N) N pH: Dilution Factor: 1.0

CAS NO.	COMPOUND	CONCENTRATION UNITS: (ug/L or ug/Kg) UG/KG	Q
121-14-2	2,4-Dinitrotoluene	1500	
84-66-2	Diethylphthalate	1500	
7005-72-3	4-Chlorophenyl-phenylether	1600	
86-73-7	Fluorene	1600	
100-01-6	4-Nitroaniline	1200	
534-52-1	4,6-Dinitro-2-methylphenol	1400	
86-30-6	N-Nitrosodiphenylamine	1600	
101-55-3	4-Bromophenyl-phenylether	1500	
118-74-1	Hexachlorobenzene	1600	
87-86-5	Pentachlorophenol	1500	
85-01-8	Phenanthrene	1600	
120-12-7	Anthracene	1600	
86-74-8	Carbazole	1600	
84-74-2	Di-n-butylphthalate	1600	
206-44-0	Fluoranthene	1600	
129-00-0	Pyrene	1600	
85-68-7	Butylbenzylphthalate	1500	
91-94-1	3,3'-Dichlorobenzidine	830	
56-55-3	Benzo(a)anthracene	1500	
218-01-9	Chrysene	1600	
117-81-7	Bis(2-ethylhexyl)phthalate	1500	
117-84-0	Di-n-octylphthalate	1600	
205-99-2	Benzo(b)fluoranthene	1600	
207-08-9	Benzo(k)fluoranthene	1600	
50-32-8	Benzo(a)pyrene	1500	
193-39-5	Indeno(1,2,3-cd)pyrene	1500	
53-70-3	Dibenzo(a,h)anthracene	1500	
191-24-2	Benzo(g,h,i)perylene	1500	

1D - FORM I SV-1

SEMIVOLATILE ORGANICS ANALYSIS DATA SHEET

CLIENT SAMPLE NO.

LCSD-54439

Lab Name: MITKEM LABORATORIES Contract:

Lab Code: MITKEM Case No.: J1878 Mod. Ref No.: SDG No.: SJ1878

Matrix: (SOIL/SED/WATER) SOIL Lab Sample ID: LCSD-54439

Sample wt/vol: 30.0 (g/mL) G Lab File ID: S3G8884.D

Level: (LOW/MED) LOW Extraction: (Type) SONC

% Moisture: Decanted: (Y/N) Date Received:

Concentrated Extract Volume: 1000 (uL) Date Extracted: 09/30/2010

Injection Volume: 1.0 (uL) GPC Factor: 1.00 Date Analyzed: 10/04/2010

GPC Cleanup: (Y/N) N pH: Dilution Factor: 1.0

CAS NO.	COMPOUND	CONCENTRATION UNITS: (ug/L or ug/Kg) UG/KG	Q
108-95-2	Phenol	1700	
111-44-4	Bis(2-chloroethyl)ether	1500	
95-57-8	2-Chlorophenol	1500	
541-73-1	1,3-Dichlorobenzene	1500	
106-46-7	1,4-Dichlorobenzene	1500	
95-50-1	1,2-Dichlorobenzene	1500	
95-48-7	2-Methylphenol	1500	
108-60-1	2,2'-oxybis(1-Chloropropane)	1500	
106-44-5	4-Methylphenol	1500	
621-64-7	N-Nitroso-di-n-propylamine	1600	
67-72-1	Hexachloroethane	1500	
98-95-3	Nitrobenzene	1600	
78-59-1	Isophorone	1500	
88-75-5	2-Nitrophenol	1500	
105-67-9	2,4-Dimethylphenol	1500	
120-83-2	2,4-Dichlorophenol	1500	
120-82-1	1,2,4-Trichlorobenzene	1500	
91-20-3	Naphthalene	1600	
106-47-8	4-Chloroaniline	1400	
111-91-1	Bis(2-chloroethoxy)methane	1600	
87-68-3	Hexachlorobutadiene	1500	
59-50-7	4-Chloro-3-methylphenol	1500	
91-57-6	2-Methylnaphthalene	1500	
77-47-4	Hexachlorocyclopentadiene	1400	
88-06-2	2,4,6-Trichlorophenol	1500	
95-95-4	2,4,5-Trichlorophenol	1500	
91-58-7	2-Chloronaphthalene	1600	
88-74-4	2-Nitroaniline	1700	
131-11-3	Dimethylphthalate	1600	
208-96-8	Acenaphthylene	1600	
606-20-2	2,6-Dinitrotoluene	1600	
99-09-2	3-Nitroaniline	1500	
83-32-9	Acenaphthene	1600	
51-28-5	2,4-Dinitrophenol	790	
100-02-7	4-Nitrophenol	1500	
132-64-9	Dibenzofuran	1600	

1E - FORM I SV-2

SEMIVOLATILE ORGANICS ANALYSIS DATA SHEET

CLIENT SAMPLE NO.

LCSD-54439

Lab Name: MITKEM LABORATORIES Contract:

Lab Code: MITKEM Case No.: J1878 Mod. Ref No.: SDG No.: SJ1878

Matrix: (SOIL/SED/WATER) SOIL Lab Sample ID: LCSD-54439

Sample wt/vol: 30.0 (g/mL) G Lab File ID: S3G8884.D

Level: (LOW/MED) LOW Extraction: (Type) SONC

% Moisture: Decanted: (Y/N) Date Received:

Concentrated Extract Volume: 1000 (uL) Date Extracted: 09/30/2010

Injection Volume: 1.0 (uL) GPC Factor: 1.00 Date Analyzed: 10/04/2010

GPC Cleanup: (Y/N) N pH: Dilution Factor: 1.0

CAS NO.	COMPOUND	CONCENTRATION UNITS: (ug/L or ug/Kg) UG/KG	Q
121-14-2	2,4-Dinitrotoluene	1600	
84-66-2	Diethylphthalate	1700	
7005-72-3	4-Chlorophenyl-phenylether	1500	
86-73-7	Fluorene	1600	
100-01-6	4-Nitroaniline	1500	
534-52-1	4,6-Dinitro-2-methylphenol	1400	
86-30-6	N-Nitrosodiphenylamine	1700	
101-55-3	4-Bromophenyl-phenylether	1600	
118-74-1	Hexachlorobenzene	1600	
87-86-5	Pentachlorophenol	930	
85-01-8	Phenanthrene	1700	
120-12-7	Anthracene	1700	
86-74-8	Carbazole	1700	
84-74-2	Di-n-butylphthalate	1800	
206-44-0	Fluoranthene	1700	
129-00-0	Pyrene	1900	
85-68-7	Butylbenzylphthalate	1900	
91-94-1	3,3'-Dichlorobenzidine	1800	
56-55-3	Benzo(a)anthracene	1700	
218-01-9	Chrysene	1700	
117-81-7	Bis(2-ethylhexyl)phthalate	1900	
117-84-0	Di-n-octylphthalate	2100	
205-99-2	Benzo(b)fluoranthene	1600	
207-08-9	Benzo(k)fluoranthene	1900	
50-32-8	Benzo(a)pyrene	1700	
193-39-5	Indeno(1,2,3-cd)pyrene	1700	
53-70-3	Dibenzo(a,h)anthracene	1700	
191-24-2	Benzo(g,h,i)perylene	1700	

1G - FORM I PEST

PESTICIDE ORGANICS ANALYSIS DATA SHEET

EPA SAMPLE NO.

690-FIELD BLANK-O

Lab Name: MITKEM LABORATORIES Contract:

Lab Code: MITKEM Case No.: J1878 Mod. Ref No.: SDG No.: SJ1878

Matrix: (SOIL/SED/WATER) WATER Lab Sample ID: J1878-02C

Sample wt/vol: 1000 (g/mL) ML Lab File ID: E4G1431F.D/E4G1431R.D

% Moisture: Decanted: (Y/N) Date Received: 09/29/2010

Extraction: (Type) SEPF Date Extracted: 10/01/2010

Concentrated Extract Volume: 10000 (uL) Date Analyzed: 10/01/2010

Injection Volume: 1.0 (uL) GPC Factor: 1.00 Dilution Factor: 1.0

GPC Cleanup: (Y/N) N pH: Sulfur Cleanup: (Y/N) Y

CAS NO.	COMPOUND	CONCENTRATION UNITS: (ug/L or ug/Kg) µG/L	Q
319-84-6	alpha-BHC	0.050	U
319-85-7	beta-BHC	0.050	U
319-86-8	delta-BHC	0.050	U
58-89-9	gamma-BHC (Lindane)	0.050	U
76-44-8	Heptachlor	0.050	U
309-00-2	Aldrin	0.050	U
1024-57-3	Heptachlor epoxide	0.050	U
959-98-8	Endosulfan I	0.050	U
60-57-1	Dieldrin	0.10	U
72-55-9	4,4´-DDE	0.10	U
72-20-8	Endrin	0.10	U
33213-65-9	Endosulfan II	0.10	U
72-54-8	4,4´-DDD	0.10	U
1031-07-8	Endosulfan sulfate	0.10	U
50-29-3	4,4´-DDT	0.10	U
72-43-5	Methoxychlor	0.50	U
53494-70-5	Endrin ketone	0.10	U
7421-93-4	Endrin aldehyde	0.10	U
5103-71-9	alpha-Chlordane	0.050	U
5103-74-2	gamma-Chlordane	0.050	U
8001-35-2	Toxaphene	5.0	U

1G - FORM I PEST

PESTICIDE ORGANICS ANALYSIS DATA SHEET

EPA SAMPLE NO.

690-SB-82
(0.2'-4.0')-O

Lab Name: MITKEM LABORATORIES Contract:

Lab Code: MITKEM Case No.: J1878 Mod. Ref No.: SDG No.: SJ1878

Matrix: (SOIL/SED/WATER) SOIL Lab Sample ID: J1878-03A

Sample wt/vol: 15.5 (g/mL) G Lab File ID: E4G1454F.D/E4G1454R.D

% Moisture: 9.0 Decanted: (Y/N) N Date Received: 09/29/2010

Extraction: (Type) SONC Date Extracted: 09/30/2010

Concentrated Extract Volume: 5000 (uL) Date Analyzed: 10/04/2010

Injection Volume: 1.0 (uL) GPC Factor: 1.00 Dilution Factor: 1.0

GPC Cleanup: (Y/N) N pH: Sulfur Cleanup: (Y/N) Y

CAS NO.	COMPOUND	CONCENTRATION UNITS: (ug/L or ug/Kg) µG/KG	Q
319-84-6	alpha-BHC	1.8	U
319-85-7	beta-BHC	1.8	U
319-86-8	delta-BHC	1.8	U
58-89-9	gamma-BHC (Lindane)	1.8	U
76-44-8	Heptachlor	1.8	U
309-00-2	Aldrin	1.8	U
1024-57-3	Heptachlor epoxide	1.8	U
959-98-8	Endosulfan I	1.8	U
60-57-1	Dieldrin	3.5	U
72-55-9	4,4´-DDE	3.5	U
72-20-8	Endrin	3.5	U
33213-65-9	Endosulfan II	3.5	U
72-54-8	4,4´-DDD	3.5	U
1031-07-8	Endosulfan sulfate	3.5	U
50-29-3	4,4´-DDT	3.5	U
72-43-5	Methoxychlor	18	U
53494-70-5	Endrin ketone	3.5	U
7421-93-4	Endrin aldehyde	3.5	U
5103-71-9	alpha-Chlordane	1.8	U
5103-74-2	gamma-Chlordane	1.8	U
8001-35-2	Toxaphene	180	U

1G - FORM I PEST

PESTICIDE ORGANICS ANALYSIS DATA SHEET

EPA SAMPLE NO.

690-SB-82
(0.2-4.0')-D

Lab Name: MITKEM LABORATORIES Contract:

Lab Code: MITKEM Case No.: J1878 Mod. Ref No.: SDG No.: SJ1878

Matrix: (SOIL/SED/WATER) SOIL Lab Sample ID: J1878-04A

Sample wt/vol: 15.4 (g/mL) G Lab File ID: E4G1455F.D/E4G1455R.D

% Moisture: 7.0 Decanted: (Y/N) N Date Received: 09/29/2010

Extraction: (Type) SONC Date Extracted: 09/30/2010

Concentrated Extract Volume: 5000 (uL) Date Analyzed: 10/04/2010

Injection Volume: 1.0 (uL) GPC Factor: 1.00 Dilution Factor: 1.0

GPC Cleanup: (Y/N) N pH: Sulfur Cleanup: (Y/N) Y

CAS NO.	COMPOUND	CONCENTRATION UNITS: (ug/L or ug/Kg) µG/KG	Q
319-84-6	alpha-BHC	1.8	U
319-85-7	beta-BHC	1.8	U
319-86-8	delta-BHC	1.8	U
58-89-9	gamma-BHC (Lindane)	1.8	U
76-44-8	Heptachlor	1.8	U
309-00-2	Aldrin	1.8	U
1024-57-3	Heptachlor epoxide	1.8	U
959-98-8	Endosulfan I	1.8	U
60-57-1	Dieldrin	3.5	U
72-55-9	4,4´-DDE	3.5	U
72-20-8	Endrin	3.5	U
33213-65-9	Endosulfan II	3.5	U
72-54-8	4,4´-DDD	3.5	U
1031-07-8	Endosulfan sulfate	3.5	U
50-29-3	4,4´-DDT	3.5	U
72-43-5	Methoxychlor	18	U
53494-70-5	Endrin ketone	3.5	U
7421-93-4	Endrin aldehyde	3.5	U
5103-71-9	alpha-Chlordane	1.8	U
5103-74-2	gamma-Chlordane	1.8	U
8001-35-2	Toxaphene	180	U

1G - FORM I PEST

PESTICIDE ORGANICS ANALYSIS DATA SHEET

EPA SAMPLE NO.

690-SB-81(4.0'-7.9')-O

Lab Name: MITKEM LABORATORIES Contract:

Lab Code: MITKEM Case No.: J1878 Mod. Ref No.: SDG No.: SJ1878

Matrix: (SOIL/SED/WATER) SOIL Lab Sample ID: J1878-05A

Sample wt/vol: 15.1 (g/mL) G Lab File ID: E4G1456F.D/E4G1456R.D

% Moisture: 13 Decanted: (Y/N) N Date Received: 09/29/2010

Extraction: (Type) SONC Date Extracted: 09/30/2010

Concentrated Extract Volume: 5000 (uL) Date Analyzed: 10/04/2010

Injection Volume: 1.0 (uL) GPC Factor: 1.00 Dilution Factor: 1.0

GPC Cleanup: (Y/N) N pH: Sulfur Cleanup: (Y/N) Y

CAS NO.	COMPOUND	CONCENTRATION UNITS: (ug/L or ug/Kg) µG/KG	Q
319-84-6	alpha-BHC	1.9	U
319-85-7	beta-BHC	1.9	U
319-86-8	delta-BHC	1.9	U
58-89-9	gamma-BHC (Lindane)	1.9	U
76-44-8	Heptachlor	1.9	U
309-00-2	Aldrin	1.9	U
1024-57-3	Heptachlor epoxide	1.9	U
959-98-8	Endosulfan I	1.9	U
60-57-1	Dieldrin	3.8	U
72-55-9	4,4´-DDE	3.8	U
72-20-8	Endrin	3.8	U
33213-65-9	Endosulfan II	3.8	U
72-54-8	4,4´-DDD	3.8	U
1031-07-8	Endosulfan sulfate	3.8	U
50-29-3	4,4´-DDT	3.8	U
72-43-5	Methoxychlor	19	U
53494-70-5	Endrin ketone	3.8	U
7421-93-4	Endrin aldehyde	3.8	U
5103-71-9	alpha-Chlordane	1.9	U
5103-74-2	gamma-Chlordane	1.9	U
8001-35-2	Toxaphene	190	U

1G - FORM I PEST

PESTICIDE ORGANICS ANALYSIS DATA SHEET

EPA SAMPLE NO.

690-SB-31
(0.5'-1.5')-O

Lab Name: MITKEM LABORATORIES Contract:

Lab Code: MITKEM Case No.: J1878 Mod. Ref No.: SDG No.: SJ1878

Matrix: (SOIL/SED/WATER) SOIL Lab Sample ID: J1878-23A

Sample wt/vol: 15.0 (g/mL) G Lab File ID: E4G1457F.D/E4G1457R.D

% Moisture: 20 Decanted: (Y/N) N Date Received: 09/29/2010

Extraction: (Type) SONC Date Extracted: 09/30/2010

Concentrated Extract Volume: 5000 (uL) Date Analyzed: 10/04/2010

Injection Volume: 1.0 (uL) GPC Factor: 1.00 Dilution Factor: 1.0

GPC Cleanup: (Y/N) N pH: Sulfur Cleanup: (Y/N) Y

CAS NO.	COMPOUND	CONCENTRATION UNITS: (ug/L or ug/Kg) µG/KG	Q
319-84-6	alpha-BHC	2.1	U
319-85-7	beta-BHC	2.1	U
319-86-8	delta-BHC	2.1	U
58-89-9	gamma-BHC (Lindane)	2.1	U
76-44-8	Heptachlor	2.1	U
309-00-2	Aldrin	2.1	U
1024-57-3	Heptachlor epoxide	2.1	U
959-98-8	Endosulfan I	2.1	U
60-57-1	Dieldrin	4.1	U
72-55-9	4,4´-DDE	4.1	U
72-20-8	Endrin	4.1	U
33213-65-9	Endosulfan II	4.1	U
72-54-8	4,4´-DDD	4.1	U
1031-07-8	Endosulfan sulfate	4.1	U
50-29-3	4,4´-DDT	4.1	U
72-43-5	Methoxychlor	21	U
53494-70-5	Endrin ketone	4.1	U
7421-93-4	Endrin aldehyde	4.1	U
5103-71-9	alpha-Chlordane	2.1	U
5103-74-2	gamma-Chlordane	2.1	U
8001-35-2	Toxaphene	210	U

1G - FORM I PEST

PESTICIDE ORGANICS ANALYSIS DATA SHEET

EPA SAMPLE NO.

MB-54443

Lab Name: MITKEM LABORATORIES Contract:

Lab Code: MITKEM Case No.: J1878 Mod. Ref No.: SDG No.: SJ1878

Matrix: (SOIL/SED/WATER) SOIL Lab Sample ID: MB-54443

Sample wt/vol: 15.0 (g/mL) G Lab File ID: E4G1449F.D/E4G1449R.D

% Moisture: Decanted: (Y/N) Date Received:

Extraction: (Type) SONC Date Extracted: 09/30/2010

Concentrated Extract Volume: 5000 (uL) Date Analyzed: 10/04/2010

Injection Volume: 1.0 (uL) GPC Factor: 1.00 Dilution Factor: 1.0

GPC Cleanup: (Y/N) N pH: Sulfur Cleanup: (Y/N) Y

CAS NO.	COMPOUND	CONCENTRATION UNITS: (ug/L or ug/Kg) µG/KG	Q
319-84-6	alpha-BHC	1.7	U
319-85-7	beta-BHC	1.7	U
319-86-8	delta-BHC	1.7	U
58-89-9	gamma-BHC (Lindane)	1.7	U
76-44-8	Heptachlor	1.7	U
309-00-2	Aldrin	1.7	U
1024-57-3	Heptachlor epoxide	1.7	U
959-98-8	Endosulfan I	1.7	U
60-57-1	Dieldrin	3.3	U
72-55-9	4,4´-DDE	3.3	U
72-20-8	Endrin	3.3	U
33213-65-9	Endosulfan II	3.3	U
72-54-8	4,4´-DDD	3.3	U
1031-07-8	Endosulfan sulfate	3.3	U
50-29-3	4,4´-DDT	3.3	U
72-43-5	Methoxychlor	17	U
53494-70-5	Endrin ketone	3.3	U
7421-93-4	Endrin aldehyde	3.3	U
5103-71-9	alpha-Chlordane	1.7	U
5103-74-2	gamma-Chlordane	1.7	U
8001-35-2	Toxaphene	170	U

1G - FORM I PEST

PESTICIDE ORGANICS ANALYSIS DATA SHEET

EPA SAMPLE NO.

MB-54469

Lab Name: MITKEM LABORATORIES Contract:

Lab Code: MITKEM Case No.: J1878 Mod. Ref No.: SDG No.: SJ1878

Matrix: (SOIL/SED/WATER) WATER Lab Sample ID: MB-54469

Sample wt/vol: 1000 (g/mL) ML Lab File ID: E4G1427F.D/E4G1427R.D

% Moisture: Decanted: (Y/N) Date Received:

Extraction: (Type) SEPF Date Extracted: 10/01/2010

Concentrated Extract Volume: 10000 (uL) Date Analyzed: 10/01/2010

Injection Volume: 1.0 (uL) GPC Factor: 1.00 Dilution Factor: 1.0

GPC Cleanup: (Y/N) N pH: Sulfur Cleanup: (Y/N) Y

CAS NO.	COMPOUND	CONCENTRATION UNITS: (ug/L or ug/Kg) µG/L	Q
319-84-6	alpha-BHC	0.050	U
319-85-7	beta-BHC	0.050	U
319-86-8	delta-BHC	0.050	U
58-89-9	gamma-BHC (Lindane)	0.050	U
76-44-8	Heptachlor	0.050	U
309-00-2	Aldrin	0.050	U
1024-57-3	Heptachlor epoxide	0.050	U
959-98-8	Endosulfan I	0.050	U
60-57-1	Dieldrin	0.10	U
72-55-9	4,4´-DDE	0.10	U
72-20-8	Endrin	0.10	U
33213-65-9	Endosulfan II	0.10	U
72-54-8	4,4´-DDD	0.10	U
1031-07-8	Endosulfan sulfate	0.10	U
50-29-3	4,4´-DDT	0.10	U
72-43-5	Methoxychlor	0.50	U
53494-70-5	Endrin ketone	0.10	U
7421-93-4	Endrin aldehyde	0.10	U
5103-71-9	alpha-Chlordane	0.050	U
5103-74-2	gamma-Chlordane	0.050	U
8001-35-2	Toxaphene	5.0	U

1G - FORM I PEST

PESTICIDE ORGANICS ANALYSIS DATA SHEET

EPA SAMPLE NO.

LCS-54443(1)

Lab Name: MITKEM LABORATORIES Contract:

Lab Code: MITKEM Case No.: J1878 Mod. Ref No.: SDG No.: SJ1878

Matrix: (SOIL/SED/WATER) SOIL Lab Sample ID: LCS-54443

Sample wt/vol: 15 (g/mL) G Lab File ID: E4G1450F.D

% Moisture: Decanted: (Y/N) Date Received:

Extraction: (Type) SONC Date Extracted: 09/30/2010

Concentrated Extract Volume: 5000 (uL) Date Analyzed: 10/04/2010

Injection Volume: 1.0 (uL) GPC Factor: 1.00 Dilution Factor: 1.0

GPC Cleanup: (Y/N) N pH: Sulfur Cleanup: (Y/N) Y

CAS NO.	COMPOUND	CONCENTRATION UNITS: (ug/L or ug/Kg) µG/KG	Q
319-84-6	alpha-BHC	5.6	
319-85-7	beta-BHC	6.1	
319-86-8	delta-BHC	5.8	
58-89-9	gamma-BHC (Lindane)	5.5	
76-44-8	Heptachlor	5.8	
309-00-2	Aldrin	5.7	
1024-57-3	Heptachlor epoxide	5.9	
959-98-8	Endosulfan I	5.7	
60-57-1	Dieldrin	12	
72-55-9	4,4´-DDE	13	
72-20-8	Endrin	12	
33213-65-9	Endosulfan II	12	
72-54-8	4,4´-DDD	12	
1031-07-8	Endosulfan sulfate	14	
50-29-3	4,4´-DDT	12	
72-43-5	Methoxychlor	65	
53494-70-5	Endrin ketone	14	
7421-93-4	Endrin aldehyde	13	
5103-71-9	alpha-Chlordane	5.9	
5103-74-2	gamma-Chlordane	6.0	
8001-35-2	Toxaphene	170	U

1G - FORM I PEST

PESTICIDE ORGANICS ANALYSIS DATA SHEET

EPA SAMPLE NO.

LCS-54443(2)

Lab Name: MITKEM LABORATORIES Contract:

Lab Code: MITKEM Case No.: J1878 Mod. Ref No.: SDG No.: SJ1878

Matrix: (SOIL/SED/WATER) SOIL Lab Sample ID: LCS-54443

Sample wt/vol: 15 (g/mL) G Lab File ID: E4G1450R.D

% Moisture: Decanted: (Y/N) Date Received:

Extraction: (Type) SONC Date Extracted: 09/30/2010

Concentrated Extract Volume: 5000 (uL) Date Analyzed: 10/04/2010

Injection Volume: 1.0 (uL) GPC Factor: 1.00 Dilution Factor: 1.0

GPC Cleanup: (Y/N) N pH: Sulfur Cleanup: (Y/N) Y

CAS NO.	COMPOUND	CONCENTRATION UNITS: (ug/L or ug/Kg) µG/KG	Q
319-84-6	alpha-BHC	6.4	
319-85-7	beta-BHC	6.5	
319-86-8	delta-BHC	7.2	
58-89-9	gamma-BHC (Lindane)	6.7	
76-44-8	Heptachlor	6.5	
309-00-2	Aldrin	6.5	
1024-57-3	Heptachlor epoxide	6.9	
959-98-8	Endosulfan I	6.8	
60-57-1	Dieldrin	14	
72-55-9	4,4´-DDE	14	
72-20-8	Endrin	14	
33213-65-9	Endosulfan II	14	
72-54-8	4,4´-DDD	16	
1031-07-8	Endosulfan sulfate	15	
50-29-3	4,4´-DDT	15	
72-43-5	Methoxychlor	76	
53494-70-5	Endrin ketone	16	
7421-93-4	Endrin aldehyde	14	
5103-71-9	alpha-Chlordane	7.0	
5103-74-2	gamma-Chlordane	7.2	
8001-35-2	Toxaphene	170	U

1G - FORM I PEST

PESTICIDE ORGANICS ANALYSIS DATA SHEET

EPA SAMPLE NO.

LCSD-54443(1)

Lab Name: MITKEM LABORATORIES Contract:

Lab Code: MITKEM Case No.: J1878 Mod. Ref No.: SDG No.: SJ1878

Matrix: (SOIL/SED/WATER) SOIL Lab Sample ID: LCSD-54443

Sample wt/vol: 15 (g/mL) G Lab File ID: E4G1451F.D

% Moisture: Decanted: (Y/N) Date Received:

Extraction: (Type) SONC Date Extracted: 09/30/2010

Concentrated Extract Volume: 5000 (uL) Date Analyzed: 10/04/2010

Injection Volume: 1.0 (uL) GPC Factor: 1.00 Dilution Factor: 1.0

GPC Cleanup: (Y/N) N pH: Sulfur Cleanup: (Y/N) Y

CAS NO.	COMPOUND	CONCENTRATION UNITS: (ug/L or ug/Kg) µG/KG	Q
319-84-6	alpha-BHC	5.5	
319-85-7	beta-BHC	6.0	
319-86-8	delta-BHC	5.8	
58-89-9	gamma-BHC (Lindane)	5.4	
76-44-8	Heptachlor	5.8	
309-00-2	Aldrin	5.6	
1024-57-3	Heptachlor epoxide	5.9	
959-98-8	Endosulfan I	5.8	
60-57-1	Dieldrin	12	
72-55-9	4,4´-DDE	13	
72-20-8	Endrin	13	
33213-65-9	Endosulfan II	12	
72-54-8	4,4´-DDD	12	
1031-07-8	Endosulfan sulfate	14	
50-29-3	4,4´-DDT	12	
72-43-5	Methoxychlor	62	
53494-70-5	Endrin ketone	14	
7421-93-4	Endrin aldehyde	13	
5103-71-9	alpha-Chlordane	5.9	
5103-74-2	gamma-Chlordane	6.0	
8001-35-2	Toxaphene	170	U

1G - FORM I PEST

PESTICIDE ORGANICS ANALYSIS DATA SHEET

EPA SAMPLE NO.

LCSD-54443(2)

Lab Name: MITKEM LABORATORIES Contract:

Lab Code: MITKEM Case No.: J1878 Mod. Ref No.: SDG No.: SJ1878

Matrix: (SOIL/SED/WATER) SOIL Lab Sample ID: LCSD-54443

Sample wt/vol: 15 (g/mL) G Lab File ID: E4G1451R.D

% Moisture: Decanted: (Y/N) Date Received:

Extraction: (Type) SONC Date Extracted: 09/30/2010

Concentrated Extract Volume: 5000 (uL) Date Analyzed: 10/04/2010

Injection Volume: 1.0 (uL) GPC Factor: 1.00 Dilution Factor: 1.0

GPC Cleanup: (Y/N) N pH: Sulfur Cleanup: (Y/N) Y

CAS NO.	COMPOUND	CONCENTRATION UNITS: (ug/L or ug/Kg) µG/KG	Q
319-84-6	alpha-BHC	6.3	
319-85-7	beta-BHC	6.5	
319-86-8	delta-BHC	7.2	
58-89-9	gamma-BHC (Lindane)	6.7	
76-44-8	Heptachlor	6.6	
309-00-2	Aldrin	6.5	
1024-57-3	Heptachlor epoxide	6.8	
959-98-8	Endosulfan I	6.7	
60-57-1	Dieldrin	14	
72-55-9	4,4´-DDE	14	
72-20-8	Endrin	14	
33213-65-9	Endosulfan II	14	
72-54-8	4,4´-DDD	15	
1031-07-8	Endosulfan sulfate	15	
50-29-3	4,4´-DDT	14	
72-43-5	Methoxychlor	78	
53494-70-5	Endrin ketone	16	
7421-93-4	Endrin aldehyde	14	
5103-71-9	alpha-Chlordane	6.9	
5103-74-2	gamma-Chlordane	7.2	
8001-35-2	Toxaphene	170	U

1G - FORM I PEST

PESTICIDE ORGANICS ANALYSIS DATA SHEET

EPA SAMPLE NO.

LCS-54469(1)

Lab Name: MITKEM LABORATORIES Contract:

Lab Code: MITKEM Case No.: J1878 Mod. Ref No.: SDG No.: SJ1878

Matrix: (SOIL/SED/WATER) WATER Lab Sample ID: LCS-54469

Sample wt/vol: 1000 (g/mL) ML Lab File ID: E4G1428F.D

% Moisture: Decanted: (Y/N) Date Received:

Extraction: (Type) SEPF Date Extracted: 10/01/2010

Concentrated Extract Volume: 10000 (uL) Date Analyzed: 10/01/2010

Injection Volume: 1.0 (uL) GPC Factor: 1.00 Dilution Factor: 1.0

GPC Cleanup: (Y/N) N pH: Sulfur Cleanup: (Y/N) Y

CAS NO.	COMPOUND	CONCENTRATION UNITS: (ug/L or ug/Kg) µG/L	Q
319-84-6	alpha-BHC	0.16	
319-85-7	beta-BHC	0.17	
319-86-8	delta-BHC	0.17	
58-89-9	gamma-BHC (Lindane)	0.16	
76-44-8	Heptachlor	0.15	
309-00-2	Aldrin	0.13	
1024-57-3	Heptachlor epoxide	0.17	
959-98-8	Endosulfan I	0.16	
60-57-1	Dieldrin	0.34	
72-55-9	4,4´-DDE	0.35	
72-20-8	Endrin	0.36	
33213-65-9	Endosulfan II	0.34	
72-54-8	4,4´-DDD	0.36	
1031-07-8	Endosulfan sulfate	0.40	
50-29-3	4,4´-DDT	0.35	
72-43-5	Methoxychlor	1.9	
53494-70-5	Endrin ketone	0.40	
7421-93-4	Endrin aldehyde	0.36	
5103-71-9	alpha-Chlordane	0.16	
5103-74-2	gamma-Chlordane	0.17	
8001-35-2	Toxaphene	5.0	U

1G - FORM I PEST

PESTICIDE ORGANICS ANALYSIS DATA SHEET

EPA SAMPLE NO.

LCS-54469(2)

Lab Name: MITKEM LABORATORIES Contract:

Lab Code: MITKEM Case No.: J1878 Mod. Ref No.: SDG No.: SJ1878

Matrix: (SOIL/SED/WATER) WATER Lab Sample ID: LCS-54469

Sample wt/vol: 1000 (g/mL) ML Lab File ID: E4G1428R.D

% Moisture: Decanted: (Y/N) Date Received:

Extraction: (Type) SEPF Date Extracted: 10/01/2010

Concentrated Extract Volume: 10000 (uL) Date Analyzed: 10/01/2010

Injection Volume: 1.0 (uL) GPC Factor: 1.00 Dilution Factor: 1.0

GPC Cleanup: (Y/N) N pH: Sulfur Cleanup: (Y/N) Y

CAS NO.	COMPOUND	CONCENTRATION UNITS: (ug/L or ug/Kg) µG/L	Q
319-84-6	alpha-BHC	0.18	
319-85-7	beta-BHC	0.19	
319-86-8	delta-BHC	0.20	
58-89-9	gamma-BHC (Lindane)	0.18	
76-44-8	Heptachlor	0.17	
309-00-2	Aldrin	0.15	
1024-57-3	Heptachlor epoxide	0.19	
959-98-8	Endosulfan I	0.18	
60-57-1	Dieldrin	0.38	
72-55-9	4,4´-DDE	0.39	
72-20-8	Endrin	0.40	
33213-65-9	Endosulfan II	0.39	
72-54-8	4,4´-DDD	0.43	
1031-07-8	Endosulfan sulfate	0.43	
50-29-3	4,4´-DDT	0.41	
72-43-5	Methoxychlor	2.3	
53494-70-5	Endrin ketone	0.44	
7421-93-4	Endrin aldehyde	0.39	
5103-71-9	alpha-Chlordane	0.19	
5103-74-2	gamma-Chlordane	0.19	
8001-35-2	Toxaphene	5.0	U

1G - FORM I PEST

PESTICIDE ORGANICS ANALYSIS DATA SHEET

EPA SAMPLE NO.
LCSD-54469(1)

Lab Name: MITKEM LABORATORIES Contract:

Lab Code: MITKEM Case No.: J1878 Mod. Ref No.: SDG No.: SJ1878

Matrix: (SOIL/SED/WATER) WATER Lab Sample ID: LCSD-54469

Sample wt/vol: 1000 (g/mL) ML Lab File ID: E4G1429F.D

% Moisture: Decanted: (Y/N) Date Received:

Extraction: (Type) SEPF Date Extracted: 10/01/2010

Concentrated Extract Volume: 10000 (uL) Date Analyzed: 10/01/2010

Injection Volume: 1.0 (uL) GPC Factor: 1.00 Dilution Factor: 1.0

GPC Cleanup: (Y/N) N pH: Sulfur Cleanup: (Y/N) Y

CAS NO.	COMPOUND	CONCENTRATION UNITS: (ug/L or ug/Kg) µG/L	Q
319-84-6	alpha-BHC	0.16	
319-85-7	beta-BHC	0.17	
319-86-8	delta-BHC	0.17	
58-89-9	gamma-BHC (Lindane)	0.16	
76-44-8	Heptachlor	0.16	
309-00-2	Aldrin	0.13	
1024-57-3	Heptachlor epoxide	0.17	
959-98-8	Endosulfan I	0.16	
60-57-1	Dieldrin	0.34	
72-55-9	4,4´-DDE	0.34	
72-20-8	Endrin	0.36	
33213-65-9	Endosulfan II	0.33	
72-54-8	4,4´-DDD	0.35	
1031-07-8	Endosulfan sulfate	0.40	
50-29-3	4,4´-DDT	0.35	
72-43-5	Methoxychlor	1.9	
53494-70-5	Endrin ketone	0.41	
7421-93-4	Endrin aldehyde	0.34	
5103-71-9	alpha-Chlordane	0.16	
5103-74-2	gamma-Chlordane	0.16	
8001-35-2	Toxaphene	5.0	U

1H - FORM I ARO

AROCLOR ORGANICS ANALYSIS DATA SHEET

EPA SAMPLE NO.

690-FIELD BLANK-O

Lab Name: MITKEM LABORATORIES Contract:

Lab Code: MITKEM Case No.: J1878 Mod. Ref No.: SDG No.: SJ1878

Matrix: (SOIL/SED/WATER) WATER Lab Sample ID: J1878-02C

Sample wt/vol: 1000 (g/mL) ML Lab File ID: E3H6887F.D/E3H6887R.D

% Moisture: Decanted: (Y/N) Date Received: 09/29/2010

Extraction: (Type) SEPF Date Extracted: 10/01/2010

Concentrated Extract Volume: 10000 (uL) Date Analyzed: 10/04/2010

Injection Volume: 1.0 (uL) GPC Factor: 1.00 Dilution Factor: 1.0

GPC Cleanup: (Y/N) N pH: Sulfur Cleanup: (Y/N) Y

Acid Cleanup: (Y/N) Y

CAS NO.	COMPOUND	CONCENTRATION UNITS: (ug/L or ug/Kg) µG/L	Q
12674-11-2	Aroclor-1016	1.0	U
11104-28-2	Aroclor-1221	1.0	U
11141-16-5	Aroclor-1232	1.0	U
53469-21-9	Aroclor-1242	1.0	U
12672-29-6	Aroclor-1248	1.0	U
11097-69-1	Aroclor-1254	1.0	U
11096-82-5	Aroclor-1260	1.0	U

1H - FORM I ARO

AROCLOR ORGANICS ANALYSIS DATA SHEET

EPA SAMPLE NO.

690-SB-82
(0.2'-4.0')-O

Lab Name: MITKEM LABORATORIES Contract:

Lab Code: MITKEM Case No.: J1878 Mod. Ref No.: SDG No.: SJ1878

Matrix: (SOIL/SED/WATER) SOIL Lab Sample ID: J1878-03A

Sample wt/vol: 15.5 (g/mL) G Lab File ID: E3H6905F.D/E3H6905R.D

% Moisture: 9.0 Decanted: (Y/N) N Date Received: 09/29/2010

Extraction: (Type) SONC Date Extracted: 09/30/2010

Concentrated Extract Volume: 5000 (uL) Date Analyzed: 10/04/2010

Injection Volume: 1.0 (uL) GPC Factor: 1.00 Dilution Factor: 1.0

GPC Cleanup: (Y/N) N pH: Sulfur Cleanup: (Y/N) Y

Acid Cleanup: (Y/N) Y

CAS NO.	COMPOUND	CONCENTRATION UNITS: (ug/L or ug/Kg) µG/KG	Q
12674-11-2	Aroclor-1016	35	U
11104-28-2	Aroclor-1221	35	U
11141-16-5	Aroclor-1232	35	U
53469-21-9	Aroclor-1242	35	U
12672-29-6	Aroclor-1248	35	U
11097-69-1	Aroclor-1254	35	U
11096-82-5	Aroclor-1260	35	U

1H - FORM I ARO

AROCLOR ORGANICS ANALYSIS DATA SHEET

EPA SAMPLE NO.

690-SB-82 (0.2-4.0')-D

Lab Name: MITKEM LABORATORIES Contract:

Lab Code: MITKEM Case No.: J1878 Mod. Ref No.: SDG No.: SJ1878

Matrix: (SOIL/SED/WATER) SOIL Lab Sample ID: J1878-04A

Sample wt/vol: 15.4 (g/mL) G Lab File ID: E3H6906F.D/E3H6906R.D

% Moisture: 7.0 Decanted: (Y/N) N Date Received: 09/29/2010

Extraction: (Type) SONC Date Extracted: 09/30/2010

Concentrated Extract Volume: 5000 (uL) Date Analyzed: 10/04/2010

Injection Volume: 1.0 (uL) GPC Factor: 1.00 Dilution Factor: 1.0

GPC Cleanup: (Y/N) N pH: Sulfur Cleanup: (Y/N) Y

Acid Cleanup: (Y/N) Y

CAS NO.	COMPOUND	CONCENTRATION UNITS: (ug/L or ug/Kg) µG/KG	Q
12674-11-2	Aroclor-1016	35	U
11104-28-2	Aroclor-1221	35	U
11141-16-5	Aroclor-1232	35	U
53469-21-9	Aroclor-1242	35	U
12672-29-6	Aroclor-1248	35	U
11097-69-1	Aroclor-1254	35	U
11096-82-5	Aroclor-1260	35	U

1H - FORM I ARO

AROCLOR ORGANICS ANALYSIS DATA SHEET

EPA SAMPLE NO.

690-SB-81(4.0'-7.9')-O

Lab Name: MITKEM LABORATORIES Contract:

Lab Code: MITKEM Case No.: J1878 Mod. Ref No.: SDG No.: SJ1878

Matrix: (SOIL/SED/WATER) SOIL Lab Sample ID: J1878-05A

Sample wt/vol: 15.1 (g/mL) G Lab File ID: E3H6907F.D/E3H6907R.D

% Moisture: 13 Decanted: (Y/N) N Date Received: 09/29/2010

Extraction: (Type) SONC Date Extracted: 09/30/2010

Concentrated Extract Volume: 5000 (uL) Date Analyzed: 10/04/2010

Injection Volume: 1.0 (uL) GPC Factor: 1.00 Dilution Factor: 1.0

GPC Cleanup: (Y/N) N pH: Sulfur Cleanup: (Y/N) Y

Acid Cleanup: (Y/N) Y

CAS NO.	COMPOUND	CONCENTRATION UNITS: (ug/L or ug/Kg) µG/KG	Q
12674-11-2	Aroclor-1016	38	U
11104-28-2	Aroclor-1221	38	U
11141-16-5	Aroclor-1232	38	U
53469-21-9	Aroclor-1242	38	U
12672-29-6	Aroclor-1248	38	U
11097-69-1	Aroclor-1254	38	U
11096-82-5	Aroclor-1260	38	U

1H - FORM I ARO

AROCLOR ORGANICS ANALYSIS DATA SHEET

EPA SAMPLE NO.

690-SB-102
(0.5'-3.8')-O

Lab Name: MITKEM LABORATORIES Contract:

Lab Code: MITKEM Case No.: J1878 Mod. Ref No.: SDG No.: SJ1878

Matrix: (SOIL/SED/WATER) SOIL Lab Sample ID: J1878-09A

Sample wt/vol: 15.5 (g/mL) G Lab File ID: E3H6908F.D/E3H6908R.D

% Moisture: 9.0 Decanted: (Y/N) N Date Received: 09/29/2010

Extraction: (Type) SONC Date Extracted: 09/30/2010

Concentrated Extract Volume: 5000 (uL) Date Analyzed: 10/04/2010

Injection Volume: 1.0 (uL) GPC Factor: 1.00 Dilution Factor: 1.0

GPC Cleanup: (Y/N) N pH: Sulfur Cleanup: (Y/N) Y

Acid Cleanup: (Y/N) Y

CAS NO.	COMPOUND	CONCENTRATION UNITS: (ug/L or ug/Kg) µG/KG	Q
12674-11-2	Aroclor-1016	35	U
11104-28-2	Aroclor-1221	35	U
11141-16-5	Aroclor-1232	35	U
53469-21-9	Aroclor-1242	35	U
12672-29-6	Aroclor-1248	35	U
11097-69-1	Aroclor-1254	35	
11096-82-5	Aroclor-1260	35	U

1H - FORM I ARO

AROCLOR ORGANICS ANALYSIS DATA SHEET

EPA SAMPLE NO.

690-SB-103
(7.1'-7.4')-O

Lab Name: MITKEM LABORATORIES Contract:

Lab Code: MITKEM Case No.: J1878 Mod. Ref No.: SDG No.: SJ1878

Matrix: (SOIL/SED/WATER) SOIL Lab Sample ID: J1878-11A

Sample wt/vol: 15.6 (g/mL) G Lab File ID: E3H6909F.D/E3H6909R.D

% Moisture: 13 Decanted: (Y/N) N Date Received: 09/29/2010

Extraction: (Type) SONC Date Extracted: 09/30/2010

Concentrated Extract Volume: 5000 (uL) Date Analyzed: 10/04/2010

Injection Volume: 1.0 (uL) GPC Factor: 1.00 Dilution Factor: 1.0

GPC Cleanup: (Y/N) N pH: Sulfur Cleanup: (Y/N) Y

Acid Cleanup: (Y/N) Y

CAS NO.	COMPOUND	CONCENTRATION UNITS: (ug/L or ug/Kg) µG/KG	Q
12674-11-2	Aroclor-1016	36	U
11104-28-2	Aroclor-1221	36	U
11141-16-5	Aroclor-1232	36	U
53469-21-9	Aroclor-1242	36	U
12672-29-6	Aroclor-1248	36	U
11097-69-1	Aroclor-1254	79	
11096-82-5	Aroclor-1260	36	U

1H - FORM I ARO

AROCLOR ORGANICS ANALYSIS DATA SHEET

EPA SAMPLE NO.

690-SB-33
(0.6'-1.6')-O

Lab Name: MITKEM LABORATORIES Contract:

Lab Code: MITKEM Case No.: J1878 Mod. Ref No.: SDG No.: SJ1878

Matrix: (SOIL/SED/WATER) SOIL Lab Sample ID: J1878-13A

Sample wt/vol: 15.3 (g/mL) G Lab File ID: E3H6910F.D/E3H6910R.D

% Moisture: 15 Decanted: (Y/N) N Date Received: 09/29/2010

Extraction: (Type) SONC Date Extracted: 09/30/2010

Concentrated Extract Volume: 5000 (uL) Date Analyzed: 10/04/2010

Injection Volume: 1.0 (uL) GPC Factor: 1.00 Dilution Factor: 1.0

GPC Cleanup: (Y/N) N pH: Sulfur Cleanup: (Y/N) Y

Acid Cleanup: (Y/N) Y

CAS NO.	COMPOUND	CONCENTRATION UNITS: (ug/L or ug/Kg) µG/KG	Q
12674-11-2	Aroclor-1016	38	U
11104-28-2	Aroclor-1221	38	U
11141-16-5	Aroclor-1232	38	U
53469-21-9	Aroclor-1242	38	U
12672-29-6	Aroclor-1248	38	U
11097-69-1	Aroclor-1254	38	U
11096-82-5	Aroclor-1260	38	U

1H - FORM I ARO

AROCLOR ORGANICS ANALYSIS DATA SHEET

EPA SAMPLE NO.

690-SB-37
(0.7'-1.9')-O

Lab Name: MITKEM LABORATORIES Contract:

Lab Code: MITKEM Case No.: J1878 Mod. Ref No.: SDG No.: SJ1878

Matrix: (SOIL/SED/WATER) SOIL Lab Sample ID: J1878-14A

Sample wt/vol: 15.4 (g/mL) G Lab File ID: E3H6911F.D/E3H6911R.D

% Moisture: 13 Decanted: (Y/N) N Date Received: 09/29/2010

Extraction: (Type) SONC Date Extracted: 09/30/2010

Concentrated Extract Volume: 5000 (uL) Date Analyzed: 10/04/2010

Injection Volume: 1.0 (uL) GPC Factor: 1.00 Dilution Factor: 1.0

GPC Cleanup: (Y/N) N pH: Sulfur Cleanup: (Y/N) Y

Acid Cleanup: (Y/N) Y

CAS NO.	COMPOUND	CONCENTRATION UNITS: (ug/L or ug/Kg) µG/KG	Q
12674-11-2	Aroclor-1016	37	U
11104-28-2	Aroclor-1221	37	U
11141-16-5	Aroclor-1232	37	U
53469-21-9	Aroclor-1242	37	U
12672-29-6	Aroclor-1248	37	U
11097-69-1	Aroclor-1254	37	U
11096-82-5	Aroclor-1260	37	U

1H - FORM I ARO

AROCLOR ORGANICS ANALYSIS DATA SHEET

EPA SAMPLE NO.

690-SB-39
(0.5'-1.0')-O

Lab Name: MITKEM LABORATORIES Contract:

Lab Code: MITKEM Case No.: J1878 Mod. Ref No.: SDG No.: SJ1878

Matrix: (SOIL/SED/WATER) SOIL Lab Sample ID: J1878-15A

Sample wt/vol: 15.0 (g/mL) G Lab File ID: E3H6912F.D/E3H6912R.D

% Moisture: 12 Decanted: (Y/N) N Date Received: 09/29/2010

Extraction: (Type) SONC Date Extracted: 09/30/2010

Concentrated Extract Volume: 5000 (uL) Date Analyzed: 10/04/2010

Injection Volume: 1.0 (uL) GPC Factor: 1.00 Dilution Factor: 1.0

GPC Cleanup: (Y/N) N pH: Sulfur Cleanup: (Y/N) Y

Acid Cleanup: (Y/N) Y

CAS NO.	COMPOUND	CONCENTRATION UNITS: (ug/L or ug/Kg) µG/KG	Q
12674-11-2	Aroclor-1016	38	U
11104-28-2	Aroclor-1221	38	U
11141-16-5	Aroclor-1232	38	U
53469-21-9	Aroclor-1242	38	U
12672-29-6	Aroclor-1248	38	U
11097-69-1	Aroclor-1254	38	U
11096-82-5	Aroclor-1260	38	U

1H - FORM I ARO

AROCLOR ORGANICS ANALYSIS DATA SHEET

EPA SAMPLE NO.

690-SB-40
(0.5'-2.0')-O

Lab Name: MITKEM LABORATORIES Contract:

Lab Code: MITKEM Case No.: J1878 Mod. Ref No.: SDG No.: SJ1878

Matrix: (SOIL/SED/WATER) SOIL Lab Sample ID: J1878-16A

Sample wt/vol: 15.3 (g/mL) G Lab File ID: E3H6913F.D/E3H6913R.D

% Moisture: 16 Decanted: (Y/N) N Date Received: 09/29/2010

Extraction: (Type) SONC Date Extracted: 09/30/2010

Concentrated Extract Volume: 5000 (uL) Date Analyzed: 10/04/2010

Injection Volume: 1.0 (uL) GPC Factor: 1.00 Dilution Factor: 1.0

GPC Cleanup: (Y/N) N pH: Sulfur Cleanup: (Y/N) Y

Acid Cleanup: (Y/N) Y

CAS NO.	COMPOUND	CONCENTRATION UNITS: (ug/L or ug/Kg) µG/KG	Q
12674-11-2	Aroclor-1016	39	U
11104-28-2	Aroclor-1221	39	U
11141-16-5	Aroclor-1232	39	U
53469-21-9	Aroclor-1242	39	U
12672-29-6	Aroclor-1248	39	U
11097-69-1	Aroclor-1254	39	U
11096-82-5	Aroclor-1260	39	U

1H - FORM I ARO

AROCLOR ORGANICS ANALYSIS DATA SHEET

EPA SAMPLE NO.

690-SB-41
(0.6'-2.3')-O

Lab Name: MITKEM LABORATORIES Contract:

Lab Code: MITKEM Case No.: J1878 Mod. Ref No.: SDG No.: SJ1878

Matrix: (SOIL/SED/WATER) SOIL Lab Sample ID: J1878-17A

Sample wt/vol: 15.5 (g/mL) G Lab File ID: E3H6914F.D/E3H6914R.D

% Moisture: 13 Decanted: (Y/N) N Date Received: 09/29/2010

Extraction: (Type) SONC Date Extracted: 09/30/2010

Concentrated Extract Volume: 5000 (uL) Date Analyzed: 10/04/2010

Injection Volume: 1.0 (uL) GPC Factor: 1.00 Dilution Factor: 1.0

GPC Cleanup: (Y/N) N pH: Sulfur Cleanup: (Y/N) Y

Acid Cleanup: (Y/N) Y

CAS NO.	COMPOUND	CONCENTRATION UNITS: (ug/L or ug/Kg) µG/KG	Q
12674-11-2	Aroclor-1016	37	U
11104-28-2	Aroclor-1221	37	U
11141-16-5	Aroclor-1232	37	U
53469-21-9	Aroclor-1242	37	U
12672-29-6	Aroclor-1248	37	U
11097-69-1	Aroclor-1254	37	U
11096-82-5	Aroclor-1260	37	U

1H - FORM I ARO

AROCLOR ORGANICS ANALYSIS DATA SHEET

EPA SAMPLE NO.

690-SB-50
(0.6'-3.5')-O

Lab Name: MITKEM LABORATORIES Contract:

Lab Code: MITKEM Case No.: J1878 Mod. Ref No.: SDG No.: SJ1878

Matrix: (SOIL/SED/WATER) SOIL Lab Sample ID: J1878-19A

Sample wt/vol: 15.4 (g/mL) G Lab File ID: E3H6915F.D/E3H6915R.D

% Moisture: 19 Decanted: (Y/N) N Date Received: 09/29/2010

Extraction: (Type) SONC Date Extracted: 09/30/2010

Concentrated Extract Volume: 5000 (uL) Date Analyzed: 10/04/2010

Injection Volume: 1.0 (uL) GPC Factor: 1.00 Dilution Factor: 1.0

GPC Cleanup: (Y/N) N pH: Sulfur Cleanup: (Y/N) Y

Acid Cleanup: (Y/N) Y

CAS NO.	COMPOUND	CONCENTRATION UNITS: (ug/L or ug/Kg) µG/KG	Q
12674-11-2	Aroclor-1016	40	U
11104-28-2	Aroclor-1221	40	U
11141-16-5	Aroclor-1232	40	U
53469-21-9	Aroclor-1242	40	U
12672-29-6	Aroclor-1248	40	U
11097-69-1	Aroclor-1254	40	U
11096-82-5	Aroclor-1260	40	U

1H - FORM I ARO

AROCLOR ORGANICS ANALYSIS DATA SHEET

EPA SAMPLE NO.

690-SB-54
(0.6'-3.4')-O

Lab Name: MITKEM LABORATORIES Contract:

Lab Code: MITKEM Case No.: J1878 Mod. Ref No.: SDG No.: SJ1878

Matrix: (SOIL/SED/WATER) SOIL Lab Sample ID: J1878-20A

Sample wt/vol: 15.4 (g/mL) G Lab File ID: E3H6916F.D/E3H6916R.D

% Moisture: 18 Decanted: (Y/N) N Date Received: 09/29/2010

Extraction: (Type) SONC Date Extracted: 09/30/2010

Concentrated Extract Volume: 5000 (uL) Date Analyzed: 10/04/2010

Injection Volume: 1.0 (uL) GPC Factor: 1.00 Dilution Factor: 1.0

GPC Cleanup: (Y/N) N pH: Sulfur Cleanup: (Y/N) Y

Acid Cleanup: (Y/N) Y

CAS NO.	COMPOUND	CONCENTRATION UNITS: (ug/L or ug/Kg) µG/KG	Q
12674-11-2	Aroclor-1016	39	U
11104-28-2	Aroclor-1221	39	U
11141-16-5	Aroclor-1232	39	U
53469-21-9	Aroclor-1242	39	U
12672-29-6	Aroclor-1248	39	U
11097-69-1	Aroclor-1254	39	U
11096-82-5	Aroclor-1260	39	U

1H - FORM I ARO

AROCLOR ORGANICS ANALYSIS DATA SHEET

EPA SAMPLE NO.

690-SB-55
(0.6'-1.4')-O

Lab Name: MITKEM LABORATORIES Contract:

Lab Code: MITKEM Case No.: J1878 Mod. Ref No.: SDG No.: SJ1878

Matrix: (SOIL/SED/WATER) SOIL Lab Sample ID: J1878-21A

Sample wt/vol: 15.2 (g/mL) G Lab File ID: E3H6917F.D/E3H6917R.D

% Moisture: 24 Decanted: (Y/N) N Date Received: 09/29/2010

Extraction: (Type) SONC Date Extracted: 09/30/2010

Concentrated Extract Volume: 5000 (uL) Date Analyzed: 10/04/2010

Injection Volume: 1.0 (uL) GPC Factor: 1.00 Dilution Factor: 1.0

GPC Cleanup: (Y/N) N pH: Sulfur Cleanup: (Y/N) Y

Acid Cleanup: (Y/N) Y

CAS NO.	COMPOUND	CONCENTRATION UNITS: (ug/L or ug/Kg) µG/KG	Q
12674-11-2	Aroclor-1016	43	U
11104-28-2	Aroclor-1221	43	U
11141-16-5	Aroclor-1232	43	U
53469-21-9	Aroclor-1242	43	U
12672-29-6	Aroclor-1248	43	U
11097-69-1	Aroclor-1254	43	U
11096-82-5	Aroclor-1260	43	U

1H - FORM I ARO

AROCLOR ORGANICS ANALYSIS DATA SHEET

EPA SAMPLE NO.

690-SB-31
(0.5'-1.5')-O

Lab Name: MITKEM LABORATORIES Contract:

Lab Code: MITKEM Case No.: J1878 Mod. Ref No.: SDG No.: SJ1878

Matrix: (SOIL/SED/WATER) SOIL Lab Sample ID: J1878-23A

Sample wt/vol: 15.0 (g/mL) G Lab File ID: E3H6918F.D/E3H6918R.D

% Moisture: 20 Decanted: (Y/N) N Date Received: 09/29/2010

Extraction: (Type) SONC Date Extracted: 09/30/2010

Concentrated Extract Volume: 5000 (uL) Date Analyzed: 10/04/2010

Injection Volume: 1.0 (uL) GPC Factor: 1.00 Dilution Factor: 1.0

GPC Cleanup: (Y/N) N pH: Sulfur Cleanup: (Y/N) Y

Acid Cleanup: (Y/N) Y

CAS NO.	COMPOUND	CONCENTRATION UNITS: (ug/L or ug/Kg) µG/KG	Q
12674-11-2	Aroclor-1016	41	U
11104-28-2	Aroclor-1221	41	U
11141-16-5	Aroclor-1232	41	U
53469-21-9	Aroclor-1242	41	U
12672-29-6	Aroclor-1248	41	U
11097-69-1	Aroclor-1254	130	
11096-82-5	Aroclor-1260	41	U

1H - FORM I ARO

AROCLOR ORGANICS ANALYSIS DATA SHEET

EPA SAMPLE NO.

690-SB-43
(0.6'-3.5')-O

Lab Name: MITKEM LABORATORIES Contract:

Lab Code: MITKEM Case No.: J1878 Mod. Ref No.: SDG No.: SJ1878

Matrix: (SOIL/SED/WATER) SOIL Lab Sample ID: J1878-24A

Sample wt/vol: 15.2 (g/mL) G Lab File ID: E3H6919F.D/E3H6919R.D

% Moisture: 13 Decanted: (Y/N) N Date Received: 09/29/2010

Extraction: (Type) SONC Date Extracted: 09/30/2010

Concentrated Extract Volume: 5000 (uL) Date Analyzed: 10/04/2010

Injection Volume: 1.0 (uL) GPC Factor: 1.00 Dilution Factor: 1.0

GPC Cleanup: (Y/N) N pH: Sulfur Cleanup: (Y/N) Y

Acid Cleanup: (Y/N) Y

CAS NO.	COMPOUND	CONCENTRATION UNITS: (ug/L or ug/Kg) µG/KG	Q
12674-11-2	Aroclor-1016	37	U
11104-28-2	Aroclor-1221	37	U
11141-16-5	Aroclor-1232	37	U
53469-21-9	Aroclor-1242	59	
12672-29-6	Aroclor-1248	37	U
11097-69-1	Aroclor-1254	150	
11096-82-5	Aroclor-1260	37	U

1H - FORM I ARO

AROCLOR ORGANICS ANALYSIS DATA SHEET

EPA SAMPLE NO.

MB-54467

Lab Name: MITKEM LABORATORIES Contract:

Lab Code: MITKEM Case No.: J1878 Mod. Ref No.: SDG No.: SJ1878

Matrix: (SOIL/SED/WATER) WATER Lab Sample ID: MB-54467

Sample wt/vol: 1000 (g/mL) ML Lab File ID: E3H6883F.D/E3H6883R.D

% Moisture: Decanted: (Y/N) Date Received:

Extraction: (Type) SEPF Date Extracted: 10/01/2010

Concentrated Extract Volume: 10000 (uL) Date Analyzed: 10/04/2010

Injection Volume: 1.0 (uL) GPC Factor: 1.00 Dilution Factor: 1.0

GPC Cleanup: (Y/N) N pH: Sulfur Cleanup: (Y/N) Y

Acid Cleanup: (Y/N) Y

CAS NO.	COMPOUND	CONCENTRATION UNITS: (ug/L or ug/Kg) µG/L	Q
12674-11-2	Aroclor-1016	1.0	U
11104-28-2	Aroclor-1221	1.0	U
11141-16-5	Aroclor-1232	1.0	U
53469-21-9	Aroclor-1242	1.0	U
12672-29-6	Aroclor-1248	1.0	U
11097-69-1	Aroclor-1254	1.0	U
11096-82-5	Aroclor-1260	1.0	U

1H - FORM I ARO

AROCLOR ORGANICS ANALYSIS DATA SHEET

EPA SAMPLE NO.

MB-54442

Lab Name: MITKEM LABORATORIES Contract:

Lab Code: MITKEM Case No.: J1878 Mod. Ref No.: SDG No.: SJ1878

Matrix: (SOIL/SED/WATER) SOIL Lab Sample ID: MB-54442

Sample wt/vol: 15.0 (g/mL) G Lab File ID: E3H6852F.D/E3H6852R.D

% Moisture: Decanted: (Y/N) Date Received:

Extraction: (Type) SONC Date Extracted: 09/30/2010

Concentrated Extract Volume: 5000 (uL) Date Analyzed: 10/02/2010

Injection Volume: 1.0 (uL) GPC Factor: 1.00 Dilution Factor: 1.0

GPC Cleanup: (Y/N) N pH: Sulfur Cleanup: (Y/N) Y

Acid Cleanup: (Y/N) Y

CAS NO.	COMPOUND	CONCENTRATION UNITS: (ug/L or ug/Kg) µG/KG	Q
12674-11-2	Aroclor-1016	33	U
11104-28-2	Aroclor-1221	33	U
11141-16-5	Aroclor-1232	33	U
53469-21-9	Aroclor-1242	33	U
12672-29-6	Aroclor-1248	33	U
11097-69-1	Aroclor-1254	33	U
11096-82-5	Aroclor-1260	33	U

1H - FORM I ARO

AROCLOR ORGANICS ANALYSIS DATA SHEET

EPA SAMPLE NO.

LCS-54467(1)

Lab Name: MITKEM LABORATORIES Contract:

Lab Code: MITKEM Case No.: J1878 Mod. Ref No.: SDG No.: SJ1878

Matrix: (SOIL/SED/WATER) WATER Lab Sample ID: LCS-54467

Sample wt/vol: 1000 (g/mL) ML Lab File ID: E3H6884F.D

% Moisture: Decanted: (Y/N) Date Received:

Extraction: (Type) SEPF Date Extracted: 10/01/2010

Concentrated Extract Volume: 10000 (uL) Date Analyzed: 10/04/2010

Injection Volume: 1.0 (uL) GPC Factor: 1.00 Dilution Factor: 1.0

GPC Cleanup: (Y/N) N pH: Sulfur Cleanup: (Y/N) Y

Acid Cleanup: (Y/N) Y

CAS NO.	COMPOUND	CONCENTRATION UNITS: (ug/L or ug/Kg) µG/L	Q
12674-11-2	Aroclor-1016	3.5	
11104-28-2	Aroclor-1221	1.0	U
11141-16-5	Aroclor-1232	1.0	U
53469-21-9	Aroclor-1242	1.0	U
12672-29-6	Aroclor-1248	1.0	U
11097-69-1	Aroclor-1254	1.0	U
11096-82-5	Aroclor-1260	3.9	

1H - FORM I ARO

AROCLOR ORGANICS ANALYSIS DATA SHEET

EPA SAMPLE NO.

LCS-54467(2)

Lab Name: MITKEM LABORATORIES Contract:

Lab Code: MITKEM Case No.: J1878 Mod. Ref No.: SDG No.: SJ1878

Matrix: (SOIL/SED/WATER) WATER Lab Sample ID: LCS-54467

Sample wt/vol: 1000 (g/mL) ML Lab File ID: E3H6884R.D

% Moisture: Decanted: (Y/N) Date Received:

Extraction: (Type) SEPF Date Extracted: 10/01/2010

Concentrated Extract Volume: 10000 (uL) Date Analyzed: 10/04/2010

Injection Volume: 1.0 (uL) GPC Factor: 1.00 Dilution Factor: 1.0

GPC Cleanup: (Y/N) N pH: Sulfur Cleanup: (Y/N) Y

Acid Cleanup: (Y/N) Y

CAS NO.	COMPOUND	CONCENTRATION UNITS: (ug/L or ug/Kg) µG/L	Q
12674-11-2	Aroclor-1016	3.4	
11104-28-2	Aroclor-1221	1.0	U
11141-16-5	Aroclor-1232	1.0	U
53469-21-9	Aroclor-1242	1.0	U
12672-29-6	Aroclor-1248	1.0	U
11097-69-1	Aroclor-1254	1.0	U
11096-82-5	Aroclor-1260	4.1	

1H - FORM I ARO

AROCLOR ORGANICS ANALYSIS DATA SHEET

EPA SAMPLE NO.
LCSD-54467(1)

Lab Name: MITKEM LABORATORIES Contract:

Lab Code: MITKEM Case No.: J1878 Mod. Ref No.: SDG No.: SJ1878

Matrix: (SOIL/SED/WATER) WATER Lab Sample ID: LCSD-54467

Sample wt/vol: 1000 (g/mL) ML Lab File ID: E3H6885F.D

% Moisture: Decanted: (Y/N) Date Received:

Extraction: (Type) SEPF Date Extracted: 10/01/2010

Concentrated Extract Volume: 10000 (uL) Date Analyzed: 10/04/2010

Injection Volume: 1.0 (uL) GPC Factor: 1.00 Dilution Factor: 1.0

GPC Cleanup: (Y/N) N pH: Sulfur Cleanup: (Y/N) Y

Acid Cleanup: (Y/N) Y

CAS NO.	COMPOUND	CONCENTRATION UNITS: (ug/L or ug/Kg) µG/L	Q
12674-11-2	Aroclor-1016	3.6	
11104-28-2	Aroclor-1221	1.0	U
11141-16-5	Aroclor-1232	1.0	U
53469-21-9	Aroclor-1242	1.0	U
12672-29-6	Aroclor-1248	1.0	U
11097-69-1	Aroclor-1254	1.0	U
11096-82-5	Aroclor-1260	3.9	

1H - FORM I ARO

AROCLOR ORGANICS ANALYSIS DATA SHEET

EPA SAMPLE NO.
LCSD-54467(2)

Lab Name: MITKEM LABORATORIES Contract:

Lab Code: MITKEM Case No.: J1878 Mod. Ref No.: SDG No.: SJ1878

Matrix: (SOIL/SED/WATER) WATER Lab Sample ID: LCSD-54467

Sample wt/vol: 1000 (g/mL) ML Lab File ID: E3H6885R.D

% Moisture: Decanted: (Y/N) Date Received:

Extraction: (Type) SEPF Date Extracted: 10/01/2010

Concentrated Extract Volume: 10000 (uL) Date Analyzed: 10/04/2010

Injection Volume: 1.0 (uL) GPC Factor: 1.00 Dilution Factor: 1.0

GPC Cleanup: (Y/N) N pH: Sulfur Cleanup: (Y/N) Y

Acid Cleanup: (Y/N) Y

CAS NO.	COMPOUND	CONCENTRATION UNITS: (ug/L or ug/Kg) µG/L	Q
12674-11-2	Aroclor-1016	3.5	
11104-28-2	Aroclor-1221	1.0	U
11141-16-5	Aroclor-1232	1.0	U
53469-21-9	Aroclor-1242	1.0	U
12672-29-6	Aroclor-1248	1.0	U
11097-69-1	Aroclor-1254	1.0	U
11096-82-5	Aroclor-1260	4.1	

1H - FORM I ARO

AROCLOR ORGANICS ANALYSIS DATA SHEET

EPA SAMPLE NO.

LCS-54442(1)

Lab Name: MITKEM LABORATORIES Contract:

Lab Code: MITKEM Case No.: J1878 Mod. Ref No.: SDG No.: SJ1878

Matrix: (SOIL/SED/WATER) SOIL Lab Sample ID: LCS-54442

Sample wt/vol: 15 (g/mL) G Lab File ID: E3H6853F.D

% Moisture: Decanted: (Y/N) Date Received:

Extraction: (Type) Date Extracted: 09/30/2010

Concentrated Extract Volume: 5000 (uL) Date Analyzed: 10/02/2010

Injection Volume: 1.0 (uL) GPC Factor: 1.00 Dilution Factor: 1.0

GPC Cleanup: (Y/N) N pH: Sulfur Cleanup: (Y/N) Y

Acid Cleanup: (Y/N) Y

CAS NO.	COMPOUND	CONCENTRATION UNITS: (ug/L or ug/Kg) µG/KG	Q
12674-11-2	Aroclor-1016	140	
11104-28-2	Aroclor-1221	33	U
11141-16-5	Aroclor-1232	33	U
53469-21-9	Aroclor-1242	33	U
12672-29-6	Aroclor-1248	33	U
11097-69-1	Aroclor-1254	33	U
11096-82-5	Aroclor-1260	160	

1H - FORM I ARO

AROCLOR ORGANICS ANALYSIS DATA SHEET

EPA SAMPLE NO.

LCS-54442(2)

Lab Name: MITKEM LABORATORIES Contract:

Lab Code: MITKEM Case No.: J1878 Mod. Ref No.: SDG No.: SJ1878

Matrix: (SOIL/SED/WATER) SOIL Lab Sample ID: LCS-54442

Sample wt/vol: 15 (g/mL) G Lab File ID: E3H6853R.D

% Moisture: Decanted: (Y/N) Date Received:

Extraction: (Type) Date Extracted: 09/30/2010

Concentrated Extract Volume: 5000 (uL) Date Analyzed: 10/02/2010

Injection Volume: 1.0 (uL) GPC Factor: 1.00 Dilution Factor: 1.0

GPC Cleanup: (Y/N) N pH: Sulfur Cleanup: (Y/N) Y

Acid Cleanup: (Y/N) Y

CAS NO.	COMPOUND	CONCENTRATION UNITS: (ug/L or ug/Kg) µG/KG	Q
12674-11-2	Aroclor-1016	130	
11104-28-2	Aroclor-1221	33	U
11141-16-5	Aroclor-1232	33	U
53469-21-9	Aroclor-1242	33	U
12672-29-6	Aroclor-1248	33	U
11097-69-1	Aroclor-1254	33	U
11096-82-5	Aroclor-1260	160	

1H - FORM I ARO

AROCLOR ORGANICS ANALYSIS DATA SHEET

EPA SAMPLE NO.

690-SB-43 (0.6'-3.5')-OMS(1)

Lab Name: MITKEM LABORATORIES Contract:

Lab Code: MITKEM Case No.: J1878 Mod. Ref No.: SDG No.: SJ1878

Matrix: (SOIL/SED/WATER) SOIL Lab Sample ID: J1878-24AMS

Sample wt/vol: 15.5 (g/mL) G Lab File ID: E3H6920F.D

% Moisture: 13 Decanted: (Y/N) N Date Received: 09/29/2010

Extraction: (Type) Date Extracted: 09/30/2010

Concentrated Extract Volume: 5000 (uL) Date Analyzed: 10/04/2010

Injection Volume: 1.0 (uL) GPC Factor: 1.00 Dilution Factor: 1.0

GPC Cleanup: (Y/N) N pH: Sulfur Cleanup: (Y/N) Y

Acid Cleanup: (Y/N) Y

CAS NO.	COMPOUND	CONCENTRATION UNITS: (ug/L or ug/Kg) µG/KG	Q
12674-11-2	Aroclor-1016	130	
11104-28-2	Aroclor-1221	37	U
11141-16-5	Aroclor-1232	37	U
53469-21-9	Aroclor-1242	150	
12672-29-6	Aroclor-1248	37	U
11097-69-1	Aroclor-1254	110	
11096-82-5	Aroclor-1260	150	

1H - FORM I ARO

AROCLOR ORGANICS ANALYSIS DATA SHEET

EPA SAMPLE NO.

690-SB-43 (0.6'-3.5')-OMS(2)

Lab Name: MITKEM LABORATORIES Contract:

Lab Code: MITKEM Case No.: J1878 Mod. Ref No.: SDG No.: SJ1878

Matrix: (SOIL/SED/WATER) SOIL Lab Sample ID: J1878-24AMS

Sample wt/vol: 15.5 (g/mL) G Lab File ID: E3H6920R.D

% Moisture: 13 Decanted: (Y/N) N Date Received: 09/29/2010

Extraction: (Type) Date Extracted: 09/30/2010

Concentrated Extract Volume: 5000 (uL) Date Analyzed: 10/04/2010

Injection Volume: 1.0 (uL) GPC Factor: 1.00 Dilution Factor: 1.0

GPC Cleanup: (Y/N) N pH: Sulfur Cleanup: (Y/N) Y

Acid Cleanup: (Y/N) Y

CAS NO.	COMPOUND	CONCENTRATION UNITS: (ug/L or ug/Kg) µG/KG	Q
12674-11-2	Aroclor-1016	120	
11104-28-2	Aroclor-1221	37	U
11141-16-5	Aroclor-1232	37	U
53469-21-9	Aroclor-1242	140	
12672-29-6	Aroclor-1248	37	U
11097-69-1	Aroclor-1254	110	
11096-82-5	Aroclor-1260	150	

1H - FORM I ARO

AROCLOR ORGANICS ANALYSIS DATA SHEET

EPA SAMPLE NO.

690-SB-43 (0.6'-3.5')-OMSD (1)

Lab Name: MITKEM LABORATORIES Contract:

Lab Code: MITKEM Case No.: J1878 Mod. Ref No.: SDG No.: SJ1878

Matrix: (SOIL/SED/WATER) SOIL Lab Sample ID: J1878-24AMSD

Sample wt/vol: 15.2 (g/mL) G Lab File ID: E3H6921F.D

% Moisture: 13 Decanted: (Y/N) N Date Received: 09/29/2010

Extraction: (Type) Date Extracted: 09/30/2010

Concentrated Extract Volume: 5000 (uL) Date Analyzed: 10/04/2010

Injection Volume: 1.0 (uL) GPC Factor: 1.00 Dilution Factor: 1.0

GPC Cleanup: (Y/N) N pH: Sulfur Cleanup: (Y/N) Y

Acid Cleanup: (Y/N) Y

CAS NO.	COMPOUND	CONCENTRATION UNITS: (ug/L or ug/Kg) µG/KG	Q
12674-11-2	Aroclor-1016	140	
11104-28-2	Aroclor-1221	37	U
11141-16-5	Aroclor-1232	37	U
53469-21-9	Aroclor-1242	160	
12672-29-6	Aroclor-1248	37	U
11097-69-1	Aroclor-1254	230	
11096-82-5	Aroclor-1260	210	

1H - FORM I ARO

AROCLOR ORGANICS ANALYSIS DATA SHEET

EPA SAMPLE NO.

690-SB-43 (0.6'-3.5')-OMSD (2)

Lab Name: MITKEM LABORATORIES Contract:

Lab Code: MITKEM Case No.: J1878 Mod. Ref No.: SDG No.: SJ1878

Matrix: (SOIL/SED/WATER) SOIL Lab Sample ID: J1878-24AMSD

Sample wt/vol: 15.2 (g/mL) G Lab File ID: E3H6921R.D

% Moisture: 13 Decanted: (Y/N) N Date Received: 09/29/2010

Extraction: (Type) Date Extracted: 09/30/2010

Concentrated Extract Volume: 5000 (uL) Date Analyzed: 10/04/2010

Injection Volume: 1.0 (uL) GPC Factor: 1.00 Dilution Factor: 1.0

GPC Cleanup: (Y/N) N pH: Sulfur Cleanup: (Y/N) Y

Acid Cleanup: (Y/N) Y

CAS NO.	COMPOUND	CONCENTRATION UNITS: (ug/L or ug/Kg) µG/KG	Q
12674-11-2	Aroclor-1016	120	
11104-28-2	Aroclor-1221	37	U
11141-16-5	Aroclor-1232	37	U
53469-21-9	Aroclor-1242	170	
12672-29-6	Aroclor-1248	37	U
11097-69-1	Aroclor-1254	230	
11096-82-5	Aroclor-1260	200	

U.S. EPA - CLP

1

INORGANIC ANALYSIS DATA SHEET

EPA SAMPLE NO.

690-FIELD BLANK-O

Lab Name: Mitkem Laboratories Contract: 208492

Lab Code: MITKEM Case No.: SAS No.: SDG No.: SJ1878

Matrix (soil/water): WATER Lab Sample ID: J1878-02

Level (low/med): MED Date Received: 09/29/2010

% Solids: 0.0

Concentration Units (ug/L or mg/kg dry weight): UG/L

CAS No.	Analyte	Concentration	C	Q	M
7429-90-5	Aluminum	66.0	U		P
7440-36-0	Antimony	9.3	U		P
7440-38-2	Arsenic	4.3	U		P
7440-39-3	Barium	1.2	B		P
7440-41-7	Beryllium	0.26	U		P
7440-43-9	Cadmium	0.89	U		P
7440-70-2	Calcium	110	U		P
7440-47-3	Chromium	0.64	U		P
7440-48-4	Cobalt	0.67	U		P
7440-50-8	Copper	3.6	U		P
7439-89-6	Iron	31.0	U		P
7439-92-1	Lead	4.2	U		P
7439-95-4	Magnesium	76.0	U		P
7439-96-5	Manganese	10.0	U		P
7439-97-6	Mercury	0.028	U		CV
7440-02-0	Nickel	0.85	U		P
7440-09-7	Potassium	76.0	U		P
7782-49-2	Selenium	12.0	U		P
7440-22-4	Silver	6.9	U		P
7440-23-5	Sodium	29.0	U		P
7440-28-0	Thallium	6.2	U		P
7440-62-2	Vanadium	1.1	U		P
7440-66-6	Zinc	13.1	B		P

Comments:

U.S. EPA - CLP

1

INORGANIC ANALYSIS DATA SHEET

EPA SAMPLE NO.

690-SB-31 (0.5'-1.5')-O

Lab Name: Mitkem Laboratories Contract: 208492

Lab Code: MITKEM Case No.: SAS No.: SDG No.: SJ1878

Matrix (soil/water): SOIL Lab Sample ID: J1878-23

Level (low/med): MED Date Received: 09/29/2010

% Solids: 80.0

Concentration Units (ug/L or mg/kg dry weight): MG/KG

CAS No.	Analyte	Concentration	C	Q	M
7429-90-5	Aluminum	5490		*	P
7440-36-0	Antimony	0.31	U	N	P
7440-38-2	Arsenic	3.0			P
7440-39-3	Barium	49.2		E	P
7440-41-7	Beryllium	0.23			P
7440-43-9	Cadmium	0.11	B		P
7440-70-2	Calcium	35100		*	P
7440-47-3	Chromium	6.4		E	P
7440-48-4	Cobalt	7.0		E	P
7440-50-8	Copper	10.2			P
7439-89-6	Iron	9300		E	P
7439-92-1	Lead	15.9		N	P
7439-95-4	Magnesium	3810		E	P
7439-96-5	Manganese	385		*E	P
7439-97-6	Mercury	0.053			CV
7440-02-0	Nickel	6.3		E	P
7440-09-7	Potassium	728			P
7782-49-2	Selenium	0.53	U		P
7440-22-4	Silver	0.053	U		P
7440-23-5	Sodium	105			P
7440-28-0	Thallium	0.18	U		P
7440-62-2	Vanadium	11.0			P
7440-66-6	Zinc	62.5		E	P

Comments:

U.S. EPA - CLP

1

INORGANIC ANALYSIS DATA SHEET

EPA SAMPLE NO.

690-SB-33 (0.6'-1.6')-O

Lab Name: Mitkem Laboratories Contract: 208492

Lab Code: MITKEM Case No.: SAS No.: SDG No.: SJ1878

Matrix (soil/water): SOIL Lab Sample ID: J1878-13

Level (low/med): MED Date Received: 09/29/2010

% Solids: 85.0

Concentration Units (ug/L or mg/kg dry weight): MG/KG

CAS No.	Analyte	Concentration	C	Q	M
7429-90-5	Aluminum	6150		*	P
7440-36-0	Antimony	0.31	U	N	P
7440-38-2	Arsenic	4.1			P
7440-39-3	Barium	22.0		E	P
7440-41-7	Beryllium	0.36			P
7440-43-9	Cadmium	0.26			P
7440-70-2	Calcium	11900		*	P
7440-47-3	Chromium	8.6		E	P
7440-48-4	Cobalt	5.5		E	P
7440-50-8	Copper	29.6			P
7439-89-6	Iron	14300		E	P
7439-92-1	Lead	43.9		N	P
7439-95-4	Magnesium	4210		E	P
7439-96-5	Manganese	434		*E	P
7439-97-6	Mercury	0.12			CV
7440-02-0	Nickel	12.4		E	P
7440-09-7	Potassium	1220			P
7782-49-2	Selenium	0.53	U		P
7440-22-4	Silver	0.053	U		P
7440-23-5	Sodium	222			P
7440-28-0	Thallium	0.18	U		P
7440-62-2	Vanadium	13.0			P
7440-66-6	Zinc	62.2		E	P

Comments:

U.S. EPA - CLP

1

INORGANIC ANALYSIS DATA SHEET

EPA SAMPLE NO.

690-SB-34 (0.5'-1.4')-O

Lab Name: Mitkem Laboratories Contract: 208492

Lab Code: MITKEM Case No.: SAS No.: SDG No.: SJ1878

Matrix (soil/water): SOIL Lab Sample ID: J1878-22

Level (low/med): MED Date Received: 09/29/2010

% Solids: 82.0

Concentration Units (ug/L or mg/kg dry weight): MG/KG

CAS No.	Analyte	Concentration	C	Q	M
7429-90-5	Aluminum	4100		*	P
7440-36-0	Antimony	0.54	B	N	P
7440-38-2	Arsenic	3.3			P
7440-39-3	Barium	52.8		E	P
7440-41-7	Beryllium	0.21			P
7440-43-9	Cadmium	0.30			P
7440-70-2	Calcium	86200		*	P
7440-47-3	Chromium	7.0		E	P
7440-48-4	Cobalt	129		E	P
7440-50-8	Copper	16.0			P
7439-89-6	Iron	13800		E	P
7439-92-1	Lead	14.6		N	P
7439-95-4	Magnesium	26300		E	P
7439-96-5	Manganese	278		*E	P
7439-97-6	Mercury	0.024	B		CV
7440-02-0	Nickel	50.3		E	P
7440-09-7	Potassium	1150			P
7782-49-2	Selenium	0.39	U		P
7440-22-4	Silver	0.039	U		P
7440-23-5	Sodium	229			P
7440-28-0	Thallium	1.0			P
7440-62-2	Vanadium	10.5			P
7440-66-6	Zinc	43.7		E	P

Comments:

U.S. EPA - CLP

1

INORGANIC ANALYSIS DATA SHEET

EPA SAMPLE NO.

690-SB-37 (0.7'-1.9')-O

Lab Name: Mitkem Laboratories Contract: 208492

Lab Code: MITKEM Case No.: SAS No.: SDG No.: SJ1878

Matrix (soil/water): SOIL Lab Sample ID: J1878-14

Level (low/med): MED Date Received: 09/29/2010

% Solids: 87.0

Concentration Units (ug/L or mg/kg dry weight): MG/KG

CAS No.	Analyte	Concentration	C	Q	M
7429-90-5	Aluminum	1910		*	P
7440-36-0	Antimony	0.24	U	N	P
7440-38-2	Arsenic	1.3			P
7440-39-3	Barium	9.4		E	P
7440-41-7	Beryllium	0.12	B		P
7440-43-9	Cadmium	0.059	B		P
7440-70-2	Calcium	47900		*	P
7440-47-3	Chromium	4.0		E	P
7440-48-4	Cobalt	2.1		E	P
7440-50-8	Copper	5.4			P
7439-89-6	Iron	7130		E	P
7439-92-1	Lead	3.6		N	P
7439-95-4	Magnesium	13500		E	P
7439-96-5	Manganese	214		*E	P
7439-97-6	Mercury	0.0023	U		CV
7440-02-0	Nickel	4.6		E	P
7440-09-7	Potassium	426			P
7782-49-2	Selenium	0.40	U		P
7440-22-4	Silver	0.040	U		P
7440-23-5	Sodium	108			P
7440-28-0	Thallium	0.54	B		P
7440-62-2	Vanadium	9.3			P
7440-66-6	Zinc	10.3		E	P

Comments:

U.S. EPA - CLP

1

INORGANIC ANALYSIS DATA SHEET

EPA SAMPLE NO.

690-SB-39 (0.5'-1.0')-O

Lab Name: Mitkem Laboratories Contract: 208492

Lab Code: MITKEM Case No.: SAS No.: SDG No.: SJ1878

Matrix (soil/water): SOIL Lab Sample ID: J1878-15

Level (low/med): MED Date Received: 09/29/2010

% Solids: 88.0

Concentration Units (ug/L or mg/kg dry weight): MG/KG

CAS No.	Analyte	Concentration	C	Q	M
7429-90-5	Aluminum	1860		*	P
7440-36-0	Antimony	0.32	B	N	P
7440-38-2	Arsenic	1.8			P
7440-39-3	Barium	8.5		E	P
7440-41-7	Beryllium	0.12	B		P
7440-43-9	Cadmium	0.062	B		P
7440-70-2	Calcium	43800		*	P
7440-47-3	Chromium	3.6		E	P
7440-48-4	Cobalt	2.3		E	P
7440-50-8	Copper	5.7			P
7439-89-6	Iron	7130		E	P
7439-92-1	Lead	3.7		N	P
7439-95-4	Magnesium	9880		E	P
7439-96-5	Manganese	220		*E	P
7439-97-6	Mercury	0.0027	U		CV
7440-02-0	Nickel	5.1		E	P
7440-09-7	Potassium	451			P
7782-49-2	Selenium	0.46	U		P
7440-22-4	Silver	0.046	U		P
7440-23-5	Sodium	76.1			P
7440-28-0	Thallium	0.36	B		P
7440-62-2	Vanadium	7.9			P
7440-66-6	Zinc	14.0		E	P

Comments:

U.S. EPA - CLP

1

INORGANIC ANALYSIS DATA SHEET

EPA SAMPLE NO.

690-SB-40 (0.5'-2.0')-O

Lab Name: Mitkem Laboratories Contract: 208492

Lab Code: MITKEM Case No.: SAS No.: SDG No.: SJ1878

Matrix (soil/water): SOIL Lab Sample ID: J1878-16

Level (low/med): MED Date Received: 09/29/2010

% Solids: 84.0

Concentration Units (ug/L or mg/kg dry weight): MG/KG

CAS No.	Analyte	Concentration	C	Q	M
7429-90-5	Aluminum	2620		*	P
7440-36-0	Antimony	0.29	B	N	P
7440-38-2	Arsenic	2.8			P
7440-39-3	Barium	8.9		E	P
7440-41-7	Beryllium	0.17	B		P
7440-43-9	Cadmium	0.16	B		P
7440-70-2	Calcium	91400		*	P
7440-47-3	Chromium	5.1		E	P
7440-48-4	Cobalt	3.2		E	P
7440-50-8	Copper	7.3			P
7439-89-6	Iron	8170		E	P
7439-92-1	Lead	6.7		N	P
7439-95-4	Magnesium	14700		E	P
7439-96-5	Manganese	275		*E	P
7439-97-6	Mercury	0.0047	B		CV
7440-02-0	Nickel	6.1		E	P
7440-09-7	Potassium	832			P
7782-49-2	Selenium	0.46	U		P
7440-22-4	Silver	0.046	U		P
7440-23-5	Sodium	89.2			P
7440-28-0	Thallium	0.98			P
7440-62-2	Vanadium	7.9			P
7440-66-6	Zinc	34.1		E	P

Comments:

U.S. EPA - CLP

1

INORGANIC ANALYSIS DATA SHEET

EPA SAMPLE NO.

690-SB-41 (0.6'-2.3')-O

Lab Name: Mitkem Laboratories Contract: 208492

Lab Code: MITKEM Case No.: SAS No.: SDG No.: SJ1878

Matrix (soil/water): SOIL Lab Sample ID: J1878-17

Level (low/med): MED Date Received: 09/29/2010

% Solids: 87.0

Concentration Units (ug/L or mg/kg dry weight): MG/KG

CAS No.	Analyte	Concentration	C	Q	M
7429-90-5	Aluminum	2650		*	P
7440-36-0	Antimony	0.22	U	N	P
7440-38-2	Arsenic	2.8			P
7440-39-3	Barium	15.2		E	P
7440-41-7	Beryllium	0.19			P
7440-43-9	Cadmium	0.12	B		P
7440-70-2	Calcium	64300		*	P
7440-47-3	Chromium	4.9		E	P
7440-48-4	Cobalt	3.1		E	P
7440-50-8	Copper	5.9			P
7439-89-6	Iron	8150		E	P
7439-92-1	Lead	6.4		N	P
7439-95-4	Magnesium	27600		E	P
7439-96-5	Manganese	201		*E	P
7439-97-6	Mercury	0.0028	U		CV
7440-02-0	Nickel	6.6		E	P
7440-09-7	Potassium	1010			P
7782-49-2	Selenium	0.37	U		P
7440-22-4	Silver	0.037	U		P
7440-23-5	Sodium	116			P
7440-28-0	Thallium	0.70			P
7440-62-2	Vanadium	9.1			P
7440-66-6	Zinc	14.5		E	P

Comments:

U.S. EPA - CLP

1

INORGANIC ANALYSIS DATA SHEET

EPA SAMPLE NO.

690-SB-43 (0.6'-3.5')-O

Lab Name: Mitkem Laboratories Contract: 208492

Lab Code: MITKEM Case No.: SAS No.: SDG No.: SJ1878

Matrix (soil/water): SOIL Lab Sample ID: J1878-24

Level (low/med): MED Date Received: 09/29/2010

% Solids: 87.0

Concentration Units (ug/L or mg/kg dry weight): MG/KG

CAS No.	Analyte	Concentration	C	Q	M
7429-90-5	Aluminum	2510		*	P
7440-36-0	Antimony	0.33	U	N	P
7440-38-2	Arsenic	4.0			P
7440-39-3	Barium	16.7		E	P
7440-41-7	Beryllium	0.19	B		P
7440-43-9	Cadmium	0.062	B		P
7440-70-2	Calcium	62600		*	P
7440-47-3	Chromium	4.7		E	P
7440-48-4	Cobalt	3.8		E	P
7440-50-8	Copper	7.1			P
7439-89-6	Iron	8570		E	P
7439-92-1	Lead	7.9		N	P
7439-95-4	Magnesium	16100		E	P
7439-96-5	Manganese	230		*E	P
7439-97-6	Mercury	0.0028	B		CV
7440-02-0	Nickel	7.5		E	P
7440-09-7	Potassium	819			P
7782-49-2	Selenium	0.55	U		P
7440-22-4	Silver	0.055	U		P
7440-23-5	Sodium	85.2			P
7440-28-0	Thallium	0.70	B		P
7440-62-2	Vanadium	8.2			P
7440-66-6	Zinc	12.9		E	P

Comments:

U.S. EPA - CLP

1

INORGANIC ANALYSIS DATA SHEET

EPA SAMPLE NO.

690-SB-48 (0.6'-3.4')-O

Lab Name: Mitkem Laboratories Contract: 208492

Lab Code: MITKEM Case No.: SAS No.: SDG No.: SJ1878

Matrix (soil/water): SOIL Lab Sample ID: J1878-18

Level (low/med): MED Date Received: 09/29/2010

% Solids: 91.0

Concentration Units (ug/L or mg/kg dry weight): MG/KG

CAS No.	Analyte	Concentration	C	Q	M
7429-90-5	Aluminum	3200		*	P
7440-36-0	Antimony	0.31	U	N	P
7440-38-2	Arsenic	3.0			P
7440-39-3	Barium	24.4		E	P
7440-41-7	Beryllium	0.15	B		P
7440-43-9	Cadmium	0.11	B		P
7440-70-2	Calcium	52800		*	P
7440-47-3	Chromium	5.4		E	P
7440-48-4	Cobalt	3.5		E	P
7440-50-8	Copper	14.2			P
7439-89-6	Iron	10400		E	P
7439-92-1	Lead	17.5		N	P
7439-95-4	Magnesium	8780		E	P
7439-96-5	Manganese	388		*E	P
7439-97-6	Mercury	0.0072	B		CV
7440-02-0	Nickel	6.6		E	P
7440-09-7	Potassium	509			P
7782-49-2	Selenium	0.52	U		P
7440-22-4	Silver	0.052	U		P
7440-23-5	Sodium	98.5			P
7440-28-0	Thallium	0.43	B		P
7440-62-2	Vanadium	10.5			P
7440-66-6	Zinc	28.0		E	P

Comments:

U.S. EPA - CLP

1

INORGANIC ANALYSIS DATA SHEET

EPA SAMPLE NO.

690-SB-49 (0.6'-1.3')-O

Lab Name: Mitkem Laboratories Contract: 208492

Lab Code: MITKEM Case No.: SAS No.: SDG No.: SJ1878

Matrix (soil/water): SOIL Lab Sample ID: J1878-27

Level (low/med): MED Date Received: 09/29/2010

% Solids: 78.0

Concentration Units (ug/L or mg/kg dry weight): MG/KG

CAS No.	Analyte	Concentration	C	Q	M
7429-90-5	Aluminum	5650		*	P
7440-36-0	Antimony	0.34	B	N	P
7440-38-2	Arsenic	2.2			P
7440-39-3	Barium	55.3		E	P
7440-41-7	Beryllium	0.22			P
7440-43-9	Cadmium	0.27			P
7440-70-2	Calcium	87900		*	P
7440-47-3	Chromium	7.8		E	P
7440-48-4	Cobalt	92.5		E	P
7440-50-8	Copper	103			P
7439-89-6	Iron	9320		E	P
7439-92-1	Lead	26.5		N	P
7439-95-4	Magnesium	15200		E	P
7439-96-5	Manganese	327		*E	P
7439-97-6	Mercury	0.033	B		CV
7440-02-0	Nickel	10.2		E	P
7440-09-7	Potassium	1830			P
7782-49-2	Selenium	0.44	U		P
7440-22-4	Silver	0.044	U		P
7440-23-5	Sodium	514			P
7440-28-0	Thallium	1.0			P
7440-62-2	Vanadium	10.7			P
7440-66-6	Zinc	72.5		E	P

Comments:

U.S. EPA - CLP

1

INORGANIC ANALYSIS DATA SHEET

EPA SAMPLE NO.

690-SB-50 (0.6'-3.5')-O

Lab Name: Mitkem Laboratories Contract: 208492

Lab Code: MITKEM Case No.: SAS No.: SDG No.: SJ1878

Matrix (soil/water): SOIL Lab Sample ID: J1878-19

Level (low/med): MED Date Received: 09/29/2010

% Solids: 81.0

Concentration Units (ug/L or mg/kg dry weight): MG/KG

CAS No.	Analyte	Concentration	C	Q	M
7429-90-5	Aluminum	6870		*	P
7440-36-0	Antimony	0.59	B	N	P
7440-38-2	Arsenic	5.1			P
7440-39-3	Barium	48.2		E	P
7440-41-7	Beryllium	0.34			P
7440-43-9	Cadmium	0.28			P
7440-70-2	Calcium	32800		*	P
7440-47-3	Chromium	9.4		E	P
7440-48-4	Cobalt	4.5		E	P
7440-50-8	Copper	92.2			P
7439-89-6	Iron	11800		E	P
7439-92-1	Lead	90.8		N	P
7439-95-4	Magnesium	8990		E	P
7439-96-5	Manganese	320		*E	P
7439-97-6	Mercury	0.14			CV
7440-02-0	Nickel	10.3		E	P
7440-09-7	Potassium	1140			P
7782-49-2	Selenium	0.53	U		P
7440-22-4	Silver	0.053	U		P
7440-23-5	Sodium	149			P
7440-28-0	Thallium	0.18	U		P
7440-62-2	Vanadium	12.9			P
7440-66-6	Zinc	94.3		E	P

Comments:

U.S. EPA - CLP

1

EPA SAMPLE NO.

INORGANIC ANALYSIS DATA SHEET

690-SB-54 (0.6'-3.4')-O

Lab Name: Mitkem Laboratories Contract: 208492

Lab Code: MITKEM Case No.: SAS No.: SDG No.: SJ1878

Matrix (soil/water): SOIL Lab Sample ID: J1878-20

Level (low/med): MED Date Received: 09/29/2010

% Solids: 82.0

Concentration Units (ug/L or mg/kg dry weight): MG/KG

CAS No.	Analyte	Concentration	C	Q	M
7429-90-5	Aluminum	3080		*	P
7440-36-0	Antimony	0.24	B	N	P
7440-38-2	Arsenic	2.7			P
7440-39-3	Barium	19.6		E	P
7440-41-7	Beryllium	0.21			P
7440-43-9	Cadmium	0.11	B		P
7440-70-2	Calcium	67300		*	P
7440-47-3	Chromium	5.0		E	P
7440-48-4	Cobalt	3.2		E	P
7440-50-8	Copper	7.9			P
7439-89-6	Iron	7760		E	P
7439-92-1	Lead	15.4		N	P
7439-95-4	Magnesium	24500		E	P
7439-96-5	Manganese	262		*E	P
7439-97-6	Mercury	0.024	B		CV
7440-02-0	Nickel	6.1		E	P
7440-09-7	Potassium	1160			P
7782-49-2	Selenium	0.39	U		P
7440-22-4	Silver	0.039	U		P
7440-23-5	Sodium	176			P
7440-28-0	Thallium	0.78			P
7440-62-2	Vanadium	8.1			P
7440-66-6	Zinc	15.8		E	P

Comments:

U.S. EPA - CLP

1

INORGANIC ANALYSIS DATA SHEET

EPA SAMPLE NO.

690-SB-55 (0.6'-1.4')-O

Lab Name: Mitkem Laboratories Contract: 208492

Lab Code: MITKEM Case No.: SAS No.: SDG No.: SJ1878

Matrix (soil/water): SOIL Lab Sample ID: J1878-21

Level (low/med): MED Date Received: 09/29/2010

% Solids: 76.0

Concentration Units (ug/L or mg/kg dry weight): MG/KG

CAS No.	Analyte	Concentration	C	Q	M
7429-90-5	Aluminum	5050		*	P
7440-36-0	Antimony	0.29	U	N	P
7440-38-2	Arsenic	3.9			P
7440-39-3	Barium	31.8		E	P
7440-41-7	Beryllium	0.31			P
7440-43-9	Cadmium	0.14	B		P
7440-70-2	Calcium	46100		*	P
7440-47-3	Chromium	8.2		E	P
7440-48-4	Cobalt	4.7		E	P
7440-50-8	Copper	14.6			P
7439-89-6	Iron	11600		E	P
7439-92-1	Lead	24.9		N	P
7439-95-4	Magnesium	9100		E	P
7439-96-5	Manganese	274		*E	P
7439-97-6	Mercury	0.029	B		CV
7440-02-0	Nickel	10.8		E	P
7440-09-7	Potassium	1300			P
7782-49-2	Selenium	0.48	U		P
7440-22-4	Silver	0.048	U		P
7440-23-5	Sodium	247			P
7440-28-0	Thallium	0.35	B		P
7440-62-2	Vanadium	11.6			P
7440-66-6	Zinc	40.0		E	P

Comments:

U.S. EPA - CLP

1

INORGANIC ANALYSIS DATA SHEET

EPA SAMPLE NO.

690-SB-81(4.0'-7.9')-O

Lab Name: Mitkem Laboratories Contract: 208492

Lab Code: MITKEM Case No.: SAS No.: SDG No.: SJ1878

Matrix (soil/water): SOIL Lab Sample ID: J1878-05

Level (low/med): MED Date Received: 09/29/2010

% Solids: 87.0

Concentration Units (ug/L or mg/kg dry weight): MG/KG

CAS No.	Analyte	Concentration	C	Q	M
7429-90-5	Aluminum	2250		*	P
7440-36-0	Antimony	0.31	U	N	P
7440-38-2	Arsenic	1.1			P
7440-39-3	Barium	12.9		E	P
7440-41-7	Beryllium	0.11	B		P
7440-43-9	Cadmium	0.029	B		P
7440-70-2	Calcium	22500		*	P
7440-47-3	Chromium	3.7		E	P
7440-48-4	Cobalt	2.4		E	P
7440-50-8	Copper	4.7			P
7439-89-6	Iron	6460		E	P
7439-92-1	Lead	2.2		N	P
7439-95-4	Magnesium	4710		E	P
7439-96-5	Manganese	203		*E	P
7439-97-6	Mercury	0.0026	U		CV
7440-02-0	Nickel	4.9		E	P
7440-09-7	Potassium	327			P
7782-49-2	Selenium	0.53	U		P
7440-22-4	Silver	0.053	U		P
7440-23-5	Sodium	64.3			P
7440-28-0	Thallium	0.18	U		P
7440-62-2	Vanadium	7.4			P
7440-66-6	Zinc	15.0		E	P

Comments:

U.S. EPA - CLP

1

INORGANIC ANALYSIS DATA SHEET

EPA SAMPLE NO.

690-SB-82 (0.2'-4.0')-O

Lab Name: Mitkem Laboratories Contract: 208492

Lab Code: MITKEM Case No.: SAS No.: SDG No.: SJ1878

Matrix (soil/water): SOIL Lab Sample ID: J1878-03

Level (low/med): MED Date Received: 09/29/2010

% Solids: 91.0

Concentration Units (ug/L or mg/kg dry weight): MG/KG

CAS No.	Analyte	Concentration	C	Q	M
7429-90-5	Aluminum	2720		*	P
7440-36-0	Antimony	0.21	U	N	P
7440-38-2	Arsenic	1.7			P
7440-39-3	Barium	20.5		E	P
7440-41-7	Beryllium	0.14	B		P
7440-43-9	Cadmium	0.15			P
7440-70-2	Calcium	45400		*	P
7440-47-3	Chromium	4.8		E	P
7440-48-4	Cobalt	2.9		E	P
7440-50-8	Copper	6.5			P
7439-89-6	Iron	7910		E	P
7439-92-1	Lead	3.7		N	P
7439-95-4	Magnesium	7420		E	P
7439-96-5	Manganese	250		*E	P
7439-97-6	Mercury	0.0034	B		CV
7440-02-0	Nickel	6.1		E	P
7440-09-7	Potassium	479			P
7782-49-2	Selenium	0.36	U		P
7440-22-4	Silver	0.036	U		P
7440-23-5	Sodium	81.2			P
7440-28-0	Thallium	0.41	B		P
7440-62-2	Vanadium	9.1			P
7440-66-6	Zinc	32.4		E	P

Comments:

U.S. EPA - CLP

1

INORGANIC ANALYSIS DATA SHEET

EPA SAMPLE NO.

690-SB-82 (0.2-4.0')-D

Lab Name: Mitkem Laboratories Contract: 208492

Lab Code: MITKEM Case No.: SAS No.: SDG No.: SJ1878

Matrix (soil/water): SOIL Lab Sample ID: J1878-04

Level (low/med): MED Date Received: 09/29/2010

% Solids: 93.0

Concentration Units (ug/L or mg/kg dry weight): MG/KG

CAS No.	Analyte	Concentration	C	Q	M
7429-90-5	Aluminum	1360		*	P
7440-36-0	Antimony	0.22	U	N	P
7440-38-2	Arsenic	0.72			P
7440-39-3	Barium	8.7		E	P
7440-41-7	Beryllium	0.068	B		P
7440-43-9	Cadmium	0.053	B		P
7440-70-2	Calcium	19700		*	P
7440-47-3	Chromium	2.9		E	P
7440-48-4	Cobalt	1.3	B	E	P
7440-50-8	Copper	2.6			P
7439-89-6	Iron	4890		E	P
7439-92-1	Lead	1.7		N	P
7439-95-4	Magnesium	4470		E	P
7439-96-5	Manganese	131		*E	P
7439-97-6	Mercury	0.0032	B		CV
7440-02-0	Nickel	2.8		E	P
7440-09-7	Potassium	219			P
7782-49-2	Selenium	0.38	U		P
7440-22-4	Silver	0.038	U		P
7440-23-5	Sodium	45.5			P
7440-28-0	Thallium	0.16	B		P
7440-62-2	Vanadium	6.6			P
7440-66-6	Zinc	15.9		E	P

Comments:

ug/Kg

Analyte	MDL	PQL
1,1,1-Trichloroethane	0.53	5
1,1,2,2-Tetrachloroethane	0.68	5
1,1,2-Trichloroethane	0.48	5
1,1-Dichloroethane	0.67	5
1,1-Dichloroethene	0.95	5
1,2,4-Trimethylbenzene	0.57	5
1,2-Dichlorobenzene	0.62	5
1,2-Dichloroethane	0.54	5
1,2-Dichloropropane	0.69	5
1,3,5-Trimethylbenzene	0.61	5
1,3-Dichlorobenzene	0.7	5
1,4-Dichlorobenzene	0.8	5
2-Butanone	2	5
2-Chloroethyl vinyl ether	1	5
2-Hexanone	0.83	5
4-Isopropyltoluene	0.71	5
4-Methyl-2-pentanone	0.73	5
Acetone	1.6	5
Benzene	0.61	5
Bromodichloromethane	0.97	5
Bromoform	2	5
Bromomethane	1.1	5
Carbon disulfide	0.3	5
Carbon tetrachloride	0.33	5
Chlorobenzene	0.51	5
Chloroethane	1	5
Chloroform	0.64	5
Chloromethane	0.8	5
cis-1,2-Dichloroethene	0.75	5
cis-1,3-Dichloropropene	0.67	5
Dibromochloromethane	0.65	5
Ethylbenzene	0.5	5
Isopropylbenzene	0.58	5
m,p-Xylene	1.6	5
Methyl tert-butyl ether	0.61	5
Methylene chloride	1.3	5
n-Butylbenzene	0.67	5
n-Propylbenzene	0.44	5
Naphthalene	0.78	5
o-Xylene	0.47	5
sec-Butylbenzene	0.62	5
Styrene	0.52	5
tert-Butylbenzene	0.52	5
Tetrachloroethene	0.62	5
Toluene	0.47	5
trans-1,2-Dichloroethene	0.53	5
trans-1,3-Dichloropropene	0.68	5
Trichloroethene	0.62	5
Trichlorofluoromethane	0.42	5
Vinyl acetate	0.37	5

Vinyl chloride	0.63	5
Xylene (Total)	0.47	5

ug/Kg

Analyte	MDL	PQL
1,1,1-Trichloroethane	23	250
1,1,2,2-Tetrachloroethane	20	250
1,1,2-Trichloroethane	23	250
1,1-Dichloroethane	19	250
1,1-Dichloroethene	25	250
1,2,4-Trimethylbenzene	17	250
1,2-Dichlorobenzene	23	250
1,2-Dichloroethane	25	250
1,2-Dichloropropane	25	250
1,3,5-Trimethylbenzene	24	250
1,3-Dichlorobenzene	19	250
1,4-Dichlorobenzene	20	250
2-Butanone	49	250
2-Chloroethyl vinyl ether	26	250
2-Hexanone	23	250
4-Isopropyltoluene	14	250
4-Methyl-2-pentanone	21	250
Acetone	89	250
Benzene	20	250
Bromodichloromethane	17	250
Bromoform	24	250
Bromomethane	77	250
Carbon disulfide	19	250
Carbon tetrachloride	25	250
Chlorobenzene	15	250
Chloroethane	89	250
Chloroform	22	250
Chloromethane	31	250
cis-1,2-Dichloroethene	27	250
cis-1,3-Dichloropropene	29	250
Dibromochloromethane	17	250
Ethylbenzene	22	250
Isopropylbenzene	20	250
m,p-Xylene	28	250
Methyl tert-butyl ether	30	250
Methylene chloride	30	250
n-Butylbenzene	19	250
n-Propylbenzene	16	250
Naphthalene	36	250
o-Xylene	13	250
sec-Butylbenzene	14	250
Styrene	18	250
tert-Butylbenzene	15	250
Tetrachloroethene	25	250
Toluene	15	250
trans-1,2-Dichloroethene	20	250
trans-1,3-Dichloropropene	27	250
Trichloroethene	14	250
Trichlorofluoromethane	43	250
Vinyl acetate	29	250

Vinyl chloride	30	250
Xylene (Total)	13	250

ug/L

Analyte	MDL	PQL
1,1,1-Trichloroethane	0.5	5
1,1,2,2-Tetrachloroethane	0.42	5
1,1,2-Trichloroethane	0.38	5
1,1-Dichloroethane	0.25	5
1,1-Dichloroethene	0.39	5
1,2,4-Trimethylbenzene	0.4	5
1,2-Dichlorobenzene	0.33	5
1,2-Dichloroethane	0.41	5
1,2-Dichloropropane	0.61	5
1,3,5-Trimethylbenzene	0.45	5
1,3-Dichlorobenzene	0.29	5
1,4-Dichlorobenzene	0.4	5
2-Butanone	2.1	5
2-Chloroethyl vinyl ether	0.24	5
2-Hexanone	1.7	5
4-Isopropyltoluene	0.46	5
4-Methyl-2-pentanone	0.82	5
Acetone	2.2	5
Benzene	0.33	5
Bromodichloromethane	0.26	5
Bromoform	0.77	5
Bromomethane	0.8	5
Carbon disulfide	0.34	5
Carbon tetrachloride	0.54	5
Chlorobenzene	0.26	5
Chloroethane	0.48	5
Chloroform	0.33	5
Chloromethane	0.26	5
cis-1,2-Dichloroethene	0.48	5
cis-1,3-Dichloropropene	0.45	5
Dibromochloromethane	0.57	5
Ethylbenzene	0.35	5
Isopropylbenzene	0.38	5
m,p-Xylene	0.77	5
Methyl tert-butyl ether	0.24	5
Methylene chloride	0.41	5
n-Butylbenzene	0.33	5
n-Propylbenzene	0.64	5
Naphthalene	0.8	5
o-Xylene	0.36	5
sec-Butylbenzene	0.28	5
Styrene	0.5	5
tert-Butylbenzene	0.37	5
Tetrachloroethene	0.65	5
Toluene	0.32	5
trans-1,2-Dichloroethene	0.65	5
trans-1,3-Dichloropropene	0.48	5
Trichloroethene	0.36	5
Trichlorofluoromethane	0.54	5
Vinyl acetate	0.35	5

Vinyl chloride	0.5	5
Xylene (Total)	0.36	5

ug/Kg

Analyte	MDL	PQL
1,2,4-Trichlorobenzene	46	330
1,2-Dichlorobenzene	42	330
1,3-Dichlorobenzene	40	330
1,4-Dichlorobenzene	36	330
2,2´-oxybis(1-Chloropropane)	51	330
2,4,5-Trichlorophenol	37	670
2,4,6-Trichlorophenol	39	330
2,4-Dichlorophenol	38	330
2,4-Dimethylphenol	36	330
2,4-Dinitrophenol	180	670
2,4-Dinitrotoluene	23	330
2,6-Dinitrotoluene	28	330
2-Chloronaphthalene	38	330
2-Chlorophenol	41	330
2-Methylnaphthalene	42	330
2-Methylphenol	38	330
2-Nitroaniline	21	670
2-Nitrophenol	36	330
3,3´-Dichlorobenzidine	35	330
3-Nitroaniline	24	670
4,6-Dinitro-2-methylphenol	25	670
4-Bromophenyl-phenylether	32	330
4-Chloro-3-methylphenol	26	330
4-Chloroaniline	24	330
4-Chlorophenyl-phenylether	40	330
4-Methylphenol	35	330
4-Nitroaniline	25	670
4-Nitrophenol	22	670
Acenaphthene	39	330
Acenaphthylene	37	330
Anthracene	27	330
Benzo(a)anthracene	33	330
Benzo(a)pyrene	31	330
Benzo(b)fluoranthene	40	330
Benzo(g,h,i)perylene	38	330
Benzo(k)fluoranthene	43	330
Bis(2-chloroethoxy)methane	39	330
Bis(2-chloroethyl)ether	42	330
Bis(2-ethylhexyl)phthalate	29	330
Butylbenzylphthalate	26	330
Carbazole	28	330
Chrysene	29	330
Di-n-butylphthalate	28	330
Di-n-octylphthalate	28	330
Dibenzo(a,h)anthracene	35	330
Dibenzofuran	36	330
Diethylphthalate	24	330
Dimethylphthalate	30	330
Fluoranthene	29	330
Fluorene	33	330

Hexachlorobenzene	32	330
Hexachlorobutadiene	45	330
Hexachlorocyclopentadiene	96	330
Hexachloroethane	35	330
Indeno(1,2,3-cd)pyrene	37	330
Isophorone	34	330
N-Nitroso-di-n-propylamine	32	330
N-Nitrosodiphenylamine	29	330
Naphthalene	41	330
Nitrobenzene	38	330
Pentachlorophenol	140	670
Phenanthrene	26	330
Phenol	37	330
Pyrene	32	330

ug/L

Analyte	MDL	PQL
1,2,4-Trichlorobenzene	0.93	10
1,2-Dichlorobenzene	0.84	10
1,3-Dichlorobenzene	0.71	10
1,4-Dichlorobenzene	1.1	10
2,2´-oxybis(1-Chloropropane)	0.78	10
2,4,5-Trichlorophenol	0.26	20
2,4,6-Trichlorophenol	0.53	10
2,4-Dichlorophenol	0.57	10
2,4-Dimethylphenol	1.8	10
2,4-Dinitrophenol	3.5	20
2,4-Dinitrotoluene	0.41	10
2,6-Dinitrotoluene	0.52	10
2-Chloronaphthalene	0.81	10
2-Chlorophenol	0.61	10
2-Methylnaphthalene	0.94	10
2-Methylphenol	0.96	10
2-Nitroaniline	0.71	20
2-Nitrophenol	0.6	10
3,3´-Dichlorobenzidine	1.7	10
3-Nitroaniline	0.97	20
4,6-Dinitro-2-methylphenol	0.79	20
4-Bromophenyl-phenylether	0.54	10
4-Chloro-3-methylphenol	0.6	10
4-Chloroaniline	2	10
4-Chlorophenyl-phenylether	0.41	10
4-Methylphenol	1.4	10
4-Nitroaniline	0.96	20
4-Nitrophenol	0.53	20
Acenaphthene	0.65	10
Acenaphthylene	0.42	10
Anthracene	0.48	10
Benzo(a)anthracene	0.4	10
Benzo(a)pyrene	1.2	10
Benzo(b)fluoranthene	0.94	10
Benzo(g,h,i)perylene	0.39	10
Benzo(k)fluoranthene	1.2	10
Bis(2-chloroethoxy)methane	1.1	10
Bis(2-chloroethyl)ether	0.75	10
Bis(2-ethylhexyl)phthalate	1.3	10
Butylbenzylphthalate	0.32	10
Carbazole	0.64	10
Chrysene	0.42	10
Di-n-butylphthalate	0.48	10
Di-n-octylphthalate	0.47	10
Dibenzo(a,h)anthracene	0.44	10
Dibenzofuran	0.52	10
Diethylphthalate	0.45	10
Dimethylphthalate	0.37	10
Fluoranthene	0.33	10
Fluorene	0.44	10

Hexachlorobenzene	0.44	10
Hexachlorobutadiene	0.75	10
Hexachlorocyclopentadiene	1	10
Hexachloroethane	0.55	10
Indeno(1,2,3-cd)pyrene	0.38	10
Isophorone	0.47	10
N-Nitroso-di-n-propylamine	0.63	10
N-Nitrosodiphenylamine	1.1	10
Naphthalene	0.96	10
Nitrobenzene	1.6	10
Pentachlorophenol	1.7	20
Phenanthrene	0.45	10
Phenol	0.75	10
Pyrene	0.44	10

ug/Kg

Analyte	MDL	PQL
4,4´-DDD	0.22	3.3
4,4´-DDE	0.25	3.3
4,4´-DDT	0.33	3.3
Aldrin	0.11	1.7
alpha-BHC	0.056	1.7
alpha-Chlordane	0.087	1.7
beta-BHC	0.063	1.7
delta-BHC	0.12	1.7
Dieldrin	0.16	3.3
Endosulfan I	0.06	1.7
Endosulfan II	0.15	3.3
Endosulfan sulfate	0.13	3.3
Endrin	0.14	3.3
Endrin aldehyde	0.23	3.3
Endrin ketone	0.12	3.3
gamma-BHC (Lindane)	0.055	1.7
gamma-Chlordane	0.21	1.7
Heptachlor	0.072	1.7
Heptachlor epoxide	0.16	1.7
Methoxychlor	0.88	17
Toxaphene	8.8	170

ug/L

Analyte	MDL	PQL
4,4´-DDD	0.0064	0.1
4,4´-DDE	0.0056	0.1
4,4´-DDT	0.007	0.1
Aldrin	0.0043	0.05
alpha-BHC	0.0018	0.05
alpha-Chlordane	0.0024	0.05
beta-BHC	0.002	0.05
delta-BHC	0.0027	0.05
Dieldrin	0.0056	0.1
Endosulfan I	0.0029	0.05
Endosulfan II	0.0031	0.1
Endosulfan sulfate	0.0045	0.1
Endrin	0.0035	0.1
Endrin aldehyde	0.015	0.1
Endrin ketone	0.0046	0.1
gamma-BHC (Lindane)	0.0019	0.05
gamma-Chlordane	0.0026	0.05
Heptachlor	0.0039	0.05
Heptachlor epoxide	0.0028	0.05
Methoxychlor	0.031	0.5
Toxaphene	0.14	5

ug/Kg

Analyte	MDL	PQL
Aroclor-1016	2.5	33
Aroclor-1221	4.4	33
Aroclor-1232	2.4	33
Aroclor-1242	2.5	33
Aroclor-1248	3.8	33
Aroclor-1254	4.4	33
Aroclor-1260	1.8	33

ug/L

Analyte	MDL	PQL
Aroclor-1016	0.119	1
Aroclor-1221	0.095	1
Aroclor-1232	0.185	1
Aroclor-1242	0.03	1
Aroclor-1248	0.063	1
Aroclor-1254	0.204	1
Aroclor-1260	0.105	1

Data File: \\Avogadro\Organics\V1.I\100928A.B\V1L6849.D
Report Date: 12-Oct-2010 11:53

Mitkem Laboratories

Method 8260 Water and Medium Soil

Data file : \\Avogadro\Organics\V1.I\100928A.B\V1L6849.D
Lab Smp Id: VSTD0051Z Client Smp ID: VSTD0051Z
Inj Date : 28-SEP-2010 11:26
Operator : SZ SRC: SZ Inst ID: V1.i
Smp Info : 5ML,VSTD0051Z,VSTD0051Z
Misc Info :
Comment :
Method : \\Avogadro\Organics\V1.I\100928A.B\v18260Gadd.m
Meth Date : 12-Oct-2010 11:53 yding Quant Type: ISTD
Cal Date : 28-SEP-2010 11:26 Cal File: V1L6849.D
Als bottle: 100 Calibration Sample, Level: 1
Dil Factor: 1.00000
Integrator: HP RTE Compound Sublist: all.sub
Target Version: 4.14

Concentration Formula: Amt * DF * Uf * 5/Vo * CpndVariable

Name	Value	Description
DF	1.000	Dilution Factor
Uf	1.000	ng unit correction factor
Vo	5.000	Sample Volume purged (mL)
Cpnd Variable		Local Compound Variable

Compounds	QUANT SIG MASS	RT	EXP RT	REL RT	RESPONSE	AMOUNTS CAL-AMT (ug/L)	ON-COL (ug/L)
1 Dichlorodifluoromethane	85	1.801	1.801	(0.265)	20743	5.00000	4(a)
2 Freon114	85	1.978	1.968	(0.291)	47324	5.00000	4(a)
3 Chloromethane	50	2.017	2.017	(0.297)	125946	5.00000	5
4 Vinyl Chloride	62	2.155	2.155	(0.317)	79542	5.00000	4(a)
5 Bromomethane	94	2.569	2.559	(0.378)	60374	5.00000	6
6 Chloroethane	64	2.697	2.687	(0.397)	53028	5.00000	5
7 Trichlorofluoromethane	101	3.002	2.982	(0.442)	75049	5.00000	4(a)
126 Ethanol	46	3.199	3.199	(0.471)	42526	500.000	470(aA)
8 Ether	59	3.317	3.307	(0.488)	89640	5.00000	5
9 Acrolein	56	3.455	3.445	(0.509)	16450	25.0000	17(a)
10 1,1-Dichloroethene	96	3.583	3.583	(0.527)	105509	5.00000	5
11 1,1,2-Trichloro-1,2,2-Trifluo	101	3.603	3.593	(0.530)	78007	5.00000	4(a)
12 Acetone	58	3.642	3.612	(0.536)	15080	5.00000	5
13 Iodomethane	142	3.750	3.750	(0.552)	173259	5.00000	4(a)
14 Carbon Disulfide	76	3.819	3.809	(0.562)	246849	5.00000	4(a)
15 Acetonitrile	41	3.967	3.957	(0.584)	369836	50.0000	40(a)
16 Allyl Chloride	39	3.957	3.957	(0.583)	154883	5.00000	4(a)
17 Methyl Acetate	43	3.996	3.987	(0.588)	114290	5.00000	4(a)
19 tert-Butanol	59	4.223	4.223	(0.622)	24816	10.0000	12
18 Methylene Chloride	84	4.115	4.115	(0.606)	98349	5.00000	5
20 Acrylonitrile	53	4.371	4.361	(0.643)	35660	5.00000	4(a)
21 trans-1,2-Dichloroethene	96	4.400	4.400	(0.648)	99309	5.00000	5
22 Methyl tert-butyl ether	73	4.410	4.400	(0.649)	235200	5.00000	5

Revised K
0408 1/19/11

Data File: \\Avogadro\Organics\V1.I\100928A.B\V1L6849.D
Report Date: 12-Oct-2010 11:53

		Compounds	QUANT SIG MASS	RT	EXP RT	REL RT	RESPONSE	AMOUNTS CAL-AMT (ug/L)	AMOUNTS ON-COL (ug/L)
	23	1,1-Dichloroethane	63	4.863	4.863	(0.716)	164214	5.00000	5
	24	Vinyl acetate	43	4.922	4.922	(0.725)	553124	5.00000	5
	25	Diisopropyl Ether	45	4.942	4.942	(0.728)	501432	5.00000	5
	26	2-Chloro-1,3-Butadiene	53	4.971	4.961	(0.732)	152354	5.00000	5
	27	Ethyl tert-butyl ether	59	5.345	5.345	(0.787)	322385	5.00000	5
	28	cis-1,2-Dichloroethene	96	5.493	5.493	(0.809)	94620	5.00000	5
	29	2,2-Dichloropropane	77	5.503	5.503	(0.810)	46777	5.00000	5
	30	2-Butanone	72	5.532	5.503	(0.814)	12877	5.00000	5
	32	Propionitrile	54	5.572	5.562	(0.820)	172111	50.0000	50
	33	Methacrylonitrile	41	5.739	5.739	(0.845)	216687	10.0000	10
	34	Bromochloromethane	128	5.759	5.759	(0.848)	60962	5.00000	4(a)
	31	Tetrahydrofuran	72	5.828	5.818	(0.858)	21610	10.0000	10
	35	Chloroform	83	5.847	5.847	(0.861)	126262	5.00000	4(a)
$	36	Dibromofluoromethane	113	6.025	6.025	(0.887)	907666	50.0000	50
	37	1,1,1-Trichloroethane	97	6.074	6.064	(0.894)	77344	5.00000	5
	38	Cyclohexane	56	6.133	6.143	(0.903)	173833	5.00000	5
	39	1,1-Dichloropropene	110	6.251	6.251	(0.920)	43979	5.00000	5
	40	Carbon Tetrachloride	117	6.251	6.261	(0.920)	78908	5.00000	4(a)
	41	Isobutyl Alcohol	43	6.369	6.359	(0.938)	123859	100.000	86(a)
$	42	1,2-Dichloroethane-d4	102	6.409	6.409	(0.943)	183165	50.0000	49
	43	Benzene	78	6.487	6.487	(0.955)	298316	5.00000	5
	44	1,2-Dichloroethane	62	6.487	6.497	(0.955)	94569	5.00000	4(a)
	45	tert-Amyl methyl ether	73	6.615	6.606	(0.974)	227207	5.00000	5
M	50	1,2-Dichloroethene (Total)	96				193929	10.0000	(a)
*	46	Fluorobenzene	96	6.793	6.793	(1.000)	2819642	50.0000	
	47	Trichloroethene	130	7.226	7.216	(1.064)	110922	5.00000	5
	48	Methylcyclohexane	83	7.462	7.452	(1.099)	84083	5.00000	4(a)
	49	1,2-Dichloropropane	63	7.482	7.472	(1.101)	94865	5.00000	5
	51	Methyl Methacrylate	69	7.610	7.610	(1.120)	66757	5.00000	5
	52	Dibromomethane	93	7.610	7.610	(1.120)	54137	5.00000	4(a)
	53	1,4-Dioxane	88	7.630	7.639	(1.123)	10490	100.000	180
	54	Bromodichloromethane	83	7.797	7.797	(1.148)	99509	5.00000	5
	55	2-Chloroethyl vinyl ether	63	8.151	8.161	(1.200)	39606	5.00000	4(a)
	56	cis-1,3-Dichloropropene	75	8.339	8.339	(1.228)	115216	5.00000	4(a)
	57	4-Methyl-2-pentanone	43	8.526	8.526	(1.255)	142776	5.00000	4(a)
$	58	Toluene-d8	98	8.683	8.683	(0.826)	2573190	50.0000	50
	59	Toluene	91	8.762	8.762	(1.290)	326248	5.00000	5
	60	trans-1,3-Dichloropropene	75	9.018	9.028	(1.328)	104110	5.00000	4(a)
	61	Ethyl Methacrylate	69	9.146	9.146	(1.346)	94300	5.00000	4(a)
	62	1,1,2-Trichloroethane	97	9.244	9.254	(1.361)	74983	5.00000	5
	63	Tetrachloroethene	164	9.451	9.461	(0.899)	73869	5.00000	5
	64	1,3-Dichloropropane	76	9.471	9.471	(0.901)	114575	5.00000	5
	65	2-Hexanone	43	9.579	9.579	(0.911)	113909	5.00000	4(a)
	66	Dibromochloromethane	129	9.766	9.766	(0.929)	107123	5.00000	5
	67	1,2-Dibromoethane	107	9.914	9.914	(0.943)	91556	5.00000	5
	69	1-Chlorohexane	91	10.692	10.692	(1.017)	321910	5.00000	5
*	68	Chlorobenzene-d5	117	10.515	10.515	(1.000)	2339899 ✓	50.0000	
	70	Chlorobenzene	112	10.554	10.554	(1.004)	232239	5.00000	5
	71	1,1,1,2-Tetrachloroethane	131	10.652	10.662	(1.013)	97074	5.00000	5
	72	Ethylbenzene	106	10.692	10.702	(1.017)	113766	5.00000	5
	73	m,p-Xylene	106	10.839	10.849	(1.031)	283782	10.0000	10
	74	o-Xylene	106	11.342	11.342	(1.079)	137613	5.00000	5
	75	Styrene	104	11.351	11.351	(1.080)	226273	5.00000	4(a)
	76	Bromoform	173	11.568	11.578	(1.100)	53773 ✓	5.00000	4(a)

Revised
0409 KL
1/19/11

Data File: \\Avogadro\Organics\V1.I\100928A.B\V1L6849.D
Report Date: 12-Oct-2010 11:53

	Compounds	QUANT SIG MASS	RT	EXP RT	REL RT	RESPONSE	AMOUNTS CAL-AMT (ug/L)	AMOUNTS ON-COL (ug/L)
	77 Isopropylbenzene	105	11.785	11.795	(1.121)	302936	5.00000	5
	78 trans-1,4-Dichloro-2-butene	75	11.863	11.863	(1.128)	31968	5.00000	4
$	79 Bromofluorobenzene	95	11.972	11.972	(1.139)	1006730	50.0000	49
	80 1,1,2,2-Tetrachloroethane	83	12.129	12.139	(0.910)	95441	5.00000	5
	81 Bromobenzene	156	12.149	12.159	(0.911)	89383	5.00000	4(a)
	82 1,2,3-Trichloropropane	75	12.198	12.198	(0.915)	111211	5.00000	5
	83 n-Propylbenzene	120	12.287	12.287	(0.922)	91308	5.00000	5
	84 2-Chlorotoluene	126	12.385	12.385	(0.929)	91283	5.00000	5
	85 1,3,5-Trimethylbenzene	105	12.494	12.494	(0.937)	229618	5.00000	5
	86 4-Chlorotoluene	126	12.503	12.513	(0.938)	92091	5.00000	5
M	94 Xylene (Total)	106				421395	15.0000	(a)
	87 tert-Butylbenzene	119	12.878	12.878	(0.966)	253844	5.00000	4(a)
	88 1,2,4-Trimethylbenzene	105	12.927	12.937	(0.970)	232054	5.00000	5
	89 sec-Butylbenzene	105	13.134	13.134	(0.985)	262948	5.00000	5
	90 1,3-Dichlorobenzene	146	13.252	13.252	(0.994)	170418	5.00000	5
	91 4-Isopropyltoluene	119	13.291	13.301	(0.997)	230540	5.00000	5
*	92 1,4-Dichlorobenzene-d4	152	13.331	13.331	(1.000)	1171584	50.0000	
	93 1,4-Dichlorobenzene	146	13.350	13.360	(1.001)	175774	5.00000	5
	95 n-Butylbenzene	91	13.754	13.764	(1.032)	156172	5.00000	4(a)
	96 1,2-Dichlorobenzene	146	13.774	13.774	(1.033)	158030	5.00000	5
	97 Hexachloroethane	117	14.069	14.069	(1.055)	49289	5.00000	5
	98 1,2-Dibromo-3-chloropropane	75	14.620	14.630	(1.097)	9408	5.00000	4(a)
	99 1,2,4-Trichlorobenzene	180	15.526	15.536	(1.165)	70456	5.00000	5
	100 Hexachlorobutadiene	225	15.713	15.713	(1.179)	19710	5.00000	5
	101 Naphthalene	128	15.792	15.792	(1.185)	226656	5.00000	5
	102 1,2,3-Trichlorobenzene	180	16.048	16.058	(1.204)	53395	5.00000	6

QC Flag Legend

a - Target compound detected but, quantitated amount Below Limit Of Quantitation(BLOQ).
A - Target compound detected but, quantitated amount exceeded maximum amount.

Revised
0410 KC
4/19/11

Data File: \\Avogadro\Organics\V1.I\100928A.B\V1L6842.D
Report Date: 12-Oct-2010 11:53

Mitkem Laboratories

Method 8260 Water and Medium Soil

Data file : \\Avogadro\Organics\V1.I\100928A.B\V1L6842.D
Lab Smp Id: VSTD0201Z Client Smp ID: VSTD0201Z
Inj Date : 28-SEP-2010 07:55
Operator : SZ SRC: SZ Inst ID: V1.i
Smp Info : 5ML,VSTD0201Z,VSTD0201Z
Misc Info :
Comment :
Method : \\Avogadro\Organics\V1.I\100928A.B\v18260Gadd.m
Meth Date : 12-Oct-2010 11:53 yding Quant Type: ISTD
Cal Date : 28-SEP-2010 07:55 Cal File: V1L6842.D
Als bottle: 100 Calibration Sample, Level: 2
Dil Factor: 1.00000
Integrator: HP RTE Compound Sublist: all.sub
Target Version: 4.14

Concentration Formula: Amt * DF * Uf * 5/Vo * CpndVariable

Name	Value	Description
DF	1.000	Dilution Factor
Uf	1.000	ng unit correction factor
Vo	5.000	Sample Volume purged (mL)
Cpnd Variable		Local Compound Variable

Compounds	QUANT SIG MASS	RT	EXP RT	REL RT	RESPONSE	AMOUNTS CAL-AMT (ug/L)	ON-COL (ug/L)
1 Dichlorodifluoromethane	85	1.815	1.801	(0.267)	127087	20.0000	23
2 Freon114	85	1.963	1.968	(0.289)	267430	20.0000	27
3 Chloromethane	50	2.012	2.017	(0.296)	588226	20.0000	23
4 Vinyl Chloride	62	2.150	2.155	(0.316)	429110	20.0000	24
5 Bromomethane	94	2.554	2.559	(0.376)	236619	20.0000	22
6 Chloroethane	64	2.682	2.687	(0.395)	225914	20.0000	21
7 Trichlorofluoromethane	101	2.977	2.982	(0.438)	406476	20.0000	21
126 Ethanol	46	3.194	3.199	(0.470)	201900	2000.00	2100(aAQ)
8 Ether	59	3.302	3.307	(0.486)	422100	20.0000	23(T)
9 Acrolein	56	3.440	3.445	(0.506)	131863	100.000	94
10 1,1-Dichloroethene	96	3.568	3.583	(0.525)	445789	20.0000	23
11 1,1,2-Trichloro-1,2,2-Trifluo	101	3.588	3.593	(0.528)	433595	20.0000	25
12 Acetone	58	3.617	3.612	(0.532)	78007	20.0000	25(Q)
13 Iodomethane	142	3.745	3.750	(0.551)	1022208	20.0000	24
14 Carbon Disulfide	76	3.804	3.809	(0.560)	1303615	20.0000	23
15 Acetonitrile	41	3.962	3.957	(0.583)	2241195	200.000	240(A)
16 Allyl Chloride	39	3.962	3.957	(0.583)	877579	20.0000	24
17 Methyl Acetate	43	3.991	3.987	(0.587)	666779	20.0000	25
19 tert-Butanol	59	4.237	4.223	(0.623)	90159	40.0000	48
18 Methylene Chloride	84	4.109	4.115	(0.605)	443476	20.0000	24
20 Acrylonitrile	53	4.365	4.361	(0.642)	235868	20.0000	24
21 trans-1,2-Dichloroethene	96	4.405	4.400	(0.648)	423533	20.0000	23
22 Methyl tert-butyl ether	73	4.405	4.400	(0.648)	1051504	20.0000	23

Revised
0412
KC 1/19/11

Data File: \\Avogadro\Organics\V1.I\100928A.B\V1L6842.D
Report Date: 12-Oct-2010 11:53

	Compounds	QUANT SIG MASS	RT	EXP RT	REL RT	RESPONSE	AMOUNTS CAL-AMT (ug/L)	AMOUNTS ON-COL (ug/L)
	23 1,1-Dichloroethane	63	4.858	4.863	(0.715)	756115	20.0000	24
	24 Vinyl acetate	43	4.927	4.922	(0.725)	2766963	20.0000	24
	25 Diisopropyl Ether	45	4.946	4.942	(0.728)	2472910	20.0000	24
	26 2-Chloro-1,3-Butadiene	53	4.966	4.961	(0.731)	765694	20.0000	23
	27 Ethyl tert-butyl ether	59	5.350	5.345	(0.787)	1558591	20.0000	24
	28 cis-1,2-Dichloroethene	96	5.498	5.493	(0.809)	446857	20.0000	24
	29 2,2-Dichloropropane	77	5.508	5.503	(0.810)	247284	20.0000	28
	30 2-Butanone	72	5.517	5.503	(0.812)	54448	20.0000	23
	32 Propionitrile	54	5.577	5.562	(0.820)	797345	200.000	250 (A)
	33 Methacrylonitrile	41	5.744	5.739	(0.845)	978750	40.0000	47
	34 Bromochloromethane	128	5.764	5.759	(0.848)	317039	20.0000	24
	31 Tetrahydrofuran	72	5.823	5.818	(0.857)	100655	40.0000	45
	35 Chloroform	83	5.852	5.847	(0.861)	659849	20.0000	24
$	36 Dibromofluoromethane	113	6.029	6.025	(0.887)	925916	50.0000	48
	37 1,1,1-Trichloroethane	97	6.069	6.064	(0.893)	404213	20.0000	28
	38 Cyclohexane	56	6.138	6.143	(0.903)	805858	20.0000	25
	39 1,1-Dichloropropene	110	6.246	6.251	(0.919)	233869	20.0000	25
	40 Carbon Tetrachloride	117	6.256	6.261	(0.920)	442050	20.0000	25
	41 Isobutyl Alcohol	43	6.364	6.359	(0.936)	733316	400.000	540 (A)
$	42 1,2-Dichloroethane-d4	102	6.413	6.409	(0.944)	204460	50.0000	54
	43 Benzene	78	6.482	6.487	(0.954)	1437377	20.0000	23
	44 1,2-Dichloroethane	62	6.492	6.497	(0.955)	511867	20.0000	24
	45 tert-Amyl methyl ether	73	6.610	6.606	(0.972)	1151120	20.0000	24
M	50 1,2-Dichloroethene (Total)	96				870390	40.0000	(a)
*	46 Fluorobenzene	96	6.797	6.793	(1.000)	2895812	50.0000	
	47 Trichloroethene	130	7.221	7.216	(1.062)	559289	20.0000	24
	48 Methylcyclohexane	83	7.457	7.452	(1.097)	508372	20.0000	26
	49 1,2-Dichloropropane	63	7.477	7.472	(1.100)	439942	20.0000	23
	51 Methyl Methacrylate	69	7.605	7.610	(1.119)	317180	20.0000	24
	52 Dibromomethane	93	7.615	7.610	(1.120)	273370	20.0000	23
	53 1,4-Dioxane	88	7.634	7.639	(1.123)	21648	400.000	400 (A)
	54 Bromodichloromethane	83	7.802	7.797	(1.148)	476430	20.0000	23
	55 2-Chloroethyl vinyl ether	63	8.156	8.161	(1.200)	215812	20.0000	24
	56 cis-1,3-Dichloropropene	75	8.333	8.339	(1.226)	594801	20.0000	24
	57 4-Methyl-2-pentanone	43	8.521	8.526	(1.253)	747633	20.0000	24
$	58 Toluene-d8	98	8.678	8.683	(0.825)	2705105	50.0000	53
	59 Toluene	91	8.757	8.762	(1.288)	1550505	20.0000	24
	60 trans-1,3-Dichloropropene	75	9.023	9.028	(1.327)	535403	20.0000	23
	61 Ethyl Methacrylate	69	9.141	9.146	(1.345)	503840	20.0000	24
	62 1,1,2-Trichloroethane	97	9.259	9.254	(1.362)	367818	20.0000	23
	63 Tetrachloroethene	164	9.456	9.461	(0.899)	375211	20.0000	26
	64 1,3-Dichloropropane	76	9.466	9.471	(0.900)	572928	20.0000	24
	65 2-Hexanone	43	9.574	9.579	(0.910)	607432	20.0000	26
	66 Dibromochloromethane	129	9.761	9.766	(0.928)	525258	20.0000	24
	67 1,2-Dibromoethane	107	9.909	9.914	(0.942)	474717	20.0000	27
	69 1-Chlorohexane	91	10.697	10.692	(1.017)	1613166	20.0000	25
*	68 Chlorobenzene-d5	117	10.519	10.515	(1.000)	2367854	50.0000	
	70 Chlorobenzene	112	10.549	10.554	(1.003)	1143631	20.0000	24
	71 1,1,1,2-Tetrachloroethane	131	10.657	10.662	(1.013)	471305	20.0000	24
	72 Ethylbenzene	106	10.697	10.702	(1.017)	544994	20.0000	24
	73 m,p-Xylene	106	10.844	10.849	(1.031)	1382330	40.0000	50
	74 o-Xylene	106	11.337	11.342	(1.078)	664891	20.0000	25
	75 Styrene	104	11.356	11.351	(1.080)	1209126	20.0000	25
	76 Bromoform	173	11.573	11.578	(1.100)	308602	20.0000	25

Revised

0413
KC
11/9/11

Data File: \\Avogadro\Organics\V1.I\100928A.B\V1L6842.D
Report Date: 12-Oct-2010 11:53

	Compounds	QUANT SIG MASS	RT	EXP RT	REL RT	RESPONSE	AMOUNTS CAL-AMT (ug/L)	AMOUNTS ON-COL (ug/L)	
	77 Isopropylbenzene	105	11.789	11.795	(1.121)	1515375	20.0000	24	
	78 trans-1,4-Dichloro-2-butene	75	11.858	11.863	(1.127)	165522	20.0000	24	
$	79 Bromofluorobenzene	95	11.977	11.972	(1.139)	1046048	50.0000	52	
	80 1,1,2,2-Tetrachloroethane	83	12.144	12.139	(0.911)	481445	20.0000	25	
	81 Bromobenzene	156	12.154	12.159	(0.912)	480407	20.0000	24	
	82 1,2,3-Trichloropropane	75	12.193	12.198	(0.915)	530762	20.0000	24	
	83 n-Propylbenzene	120	12.292	12.287	(0.922)	435359	20.0000	23	
	84 2-Chlorotoluene	126	12.390	12.385	(0.930)	465694	20.0000	24	
	85 1,3,5-Trimethylbenzene	105	12.498	12.494	(0.938)	1174329	20.0000	24	
	86 4-Chlorotoluene	126	12.518	12.513	(0.939)	482010	20.0000	24	
M	94 Xylene (Total)	106				2047221	60.0000	(a)	
	87 tert-Butylbenzene	119	12.882	12.878	(0.967)	1427403	20.0000	24	
	88 1,2,4-Trimethylbenzene	105	12.932	12.937	(0.970)	1195672	20.0000	24	
	89 sec-Butylbenzene	105	13.138	13.134	(0.986)	1300997	20.0000	24	
	90 1,3-Dichlorobenzene	146	13.257	13.252	(0.995)	894289	20.0000	25	
	91 4-Isopropyltoluene	119	13.296	13.301	(0.998)	1214056	20.0000	24	
*	92 1,4-Dichlorobenzene-d4	152	13.325	13.331	(1.000)	1216798	50.0000		
	93 1,4-Dichlorobenzene	146	13.355	13.360	(1.002)	933950	20.0000	25	
	95 n-Butylbenzene	91	13.759	13.764	(1.033)	878764	20.0000	25	
	96 1,2-Dichlorobenzene	146	13.778	13.774	(1.034)	831335	20.0000	24	
	97 Hexachloroethane	117	14.074	14.069	(1.056)	237005	20.0000	24	
	98 1,2-Dibromo-3-chloropropane	75	14.635	14.630	(1.098)	62790	20.0000	28	
	99 1,2,4-Trichlorobenzene	180	15.541	15.536	(1.166)	330458	20.0000	26	
	100 Hexachlorobutadiene	225	15.718	15.713	(1.180)	104229	20.0000	28	
	101 Naphthalene	128	15.797	15.792	(1.185)	1304239	20.0000	37	
	102 1,2,3-Trichlorobenzene	180	16.053	16.058	(1.205)	264596	20.0000	43	

QC Flag Legend

T - Target compound detected outside RT window.
a - Target compound detected but, quantitated amount Below Limit Of Quantitation(BLOQ).
A - Target compound detected but, quantitated amount exceeded maximum amount.
Q - Qualifier signal failed the ratio test.

Revised
0414
KC
1/19/11

Data File: \\Avogadro\Organics\V1.I\100928A.B\V1L6841.D
Report Date: 12-Oct-2010 11:53

Mitkem Laboratories

Method 8260 Water and Medium Soil

Data file : \\Avogadro\Organics\V1.I\100928A.B\V1L6841.D
Lab Smp Id: VSTD0501Z Client Smp ID: VSTD0501Z
Inj Date : 28-SEP-2010 07:25
Operator : SZ SRC: SZ Inst ID: V1.i
Smp Info : 5ML,VSTD0501Z,VSTD0501Z
Misc Info :
Comment :
Method : \\Avogadro\Organics\V1.I\100928A.B\v18260Gadd.m
Meth Date : 12-Oct-2010 11:53 yding Quant Type: ISTD
Cal Date : 09-SEP-2010 15:33 Cal File: V1L6445.D
Als bottle: 100 Calibration Sample, Level: 3
Dil Factor: 1.00000
Integrator: HP RTE Compound Sublist: all.sub
Target Version: 4.14

Concentration Formula: Amt * DF * Uf * 5/Vo * CpndVariable

Name	Value	Description
DF	1.000	Dilution Factor
Uf	1.000	ng unit correction factor
Vo	5.000	Sample Volume purged (mL)
Cpnd Variable		Local Compound Variable

Compounds	QUANT SIG MASS	RT	EXP RT	REL RT	RESPONSE	AMOUNTS CAL-AMT (ug/L)	AMOUNTS ON-COL (ug/L)
1 Dichlorodifluoromethane	85	1.801	1.801	(0.265)	284486	50.0000	51
2 Freon114	85	1.968	1.968	(0.290)	519798	50.0000	47
3 Chloromethane	50	2.017	2.017	(0.297)	1321006	50.0000	49
4 Vinyl Chloride	62	2.155	2.155	(0.317)	922851	50.0000	49
5 Bromomethane	94	2.559	2.559	(0.377)	552497	50.0000	48
6 Chloroethane	64	2.687	2.687	(0.396)	549973	50.0000	49
7 Trichlorofluoromethane	101	2.982	2.982	(0.439)	980061	50.0000	53
126 Ethanol	46	3.199	3.199	(0.471)	500751	5000.00	5200(A)
8 Ether	59	3.307	3.307	(0.487)	958160	50.0000	48
9 Acrolein	56	3.445	3.445	(0.507)	361876	250.000	350(A)
10 1,1-Dichloroethene	96	3.583	3.583	(0.527)	1017851	50.0000	49
11 1,1,2-Trichloro-1,2,2-Trifluo	101	3.593	3.593	(0.529)	897371	50.0000	48
12 Acetone	58	3.612	3.612	(0.532)	162390	50.0000	48
13 Iodomethane	142	3.750	3.750	(0.552)	2200944	50.0000	49
14 Carbon Disulfide	76	3.809	3.809	(0.561)	2879216	50.0000	50
15 Acetonitrile	41	3.957	3.957	(0.583)	4803026	500.000	490(A)
16 Allyl Chloride	39	3.957	3.957	(0.583)	1901754	50.0000	49
17 Methyl Acetate	43	3.987	3.987	(0.587)	1397699	50.0000	48
19 tert-Butanol	59	4.223	4.223	(0.622)	192927	100.000	89
18 Methylene Chloride	84	4.115	4.115	(0.606)	973178	50.0000	48
20 Acrylonitrile	53	4.361	4.361	(0.642)	504661	50.0000	49
21 trans-1,2-Dichloroethene	96	4.400	4.400	(0.648)	934944	50.0000	47
22 Methyl tert-butyl ether	73	4.400	4.400	(0.648)	2388034	50.0000	48

Revised

0416
KC 1/19/11

Data File: \\Avogadro\Organics\V1.I\100928A.B\V1L6841.D
Report Date: 12-Oct-2010 11:53

	Compounds	QUANT SIG MASS	RT	EXP RT	REL RT	RESPONSE	AMOUNTS CAL-AMT (ug/L)	AMOUNTS ON-COL (ug/L)
	23 1,1-Dichloroethane	63	4.863	4.863	(0.716)	1663794	50.0000	48
	24 Vinyl acetate	43	4.922	4.922	(0.725)	6032073	50.0000	49
	25 Diisopropyl Ether	45	4.942	4.942	(0.728)	5236976	50.0000	48
	26 2-Chloro-1,3-Butadiene	53	4.961	4.961	(0.730)	1700231	50.0000	49
	27 Ethyl tert-butyl ether	59	5.345	5.345	(0.787)	3395426	50.0000	48
	28 cis-1,2-Dichloroethene	96	5.493	5.493	(0.809)	982213	50.0000	48
	29 2,2-Dichloropropane	77	5.503	5.503	(0.810)	451007	50.0000	44
	30 2-Butanone	72	5.503	5.503	(0.810)	122805	50.0000	46
	32 Propionitrile	54	5.562	5.562	(0.819)	1657333	500.000	450 (A)
	33 Methacrylonitrile	41	5.739	5.739	(0.845)	2155959	100.000	94
	34 Bromochloromethane	128	5.759	5.759	(0.848)	698630	50.0000	49
	31 Tetrahydrofuran	72	5.818	5.818	(0.857)	232510	100.000	97
	35 Chloroform	83	5.847	5.847	(0.861)	1438622	50.0000	49
$	36 Dibromofluoromethane	113	6.025	6.025	(0.887)	994577	50.0000	51
	37 1,1,1-Trichloroethane	97	6.064	6.064	(0.893)	758527	50.0000	44
	38 Cyclohexane	56	6.143	6.143	(0.904)	1645106	50.0000	46
	39 1,1-Dichloropropene	110	6.251	6.251	(0.920)	491442	50.0000	49
	40 Carbon Tetrachloride	117	6.261	6.261	(0.922)	904421	50.0000	47
	41 Isobutyl Alcohol	43	6.359	6.359	(0.936)	1411053	1000.00	920 (A)
$	42 1,2-Dichloroethane-d4	102	6.409	6.409	(0.943)	196832	50.0000	50
	43 Benzene	78	6.487	6.487	(0.955)	3223827	50.0000	49
	44 1,2-Dichloroethane	62	6.497	6.497	(0.957)	1110845	50.0000	49
	45 tert-Amyl methyl ether	73	6.606	6.606	(0.972)	2527627	50.0000	48
M	50 1,2-Dichloroethene (Total)	96				1917157	100.000	95
*	46 Fluorobenzene	96	6.793	6.793	(1.000)	2999725	50.0000	
	47 Trichloroethene	130	7.216	7.216	(1.062)	1221905	50.0000	49
	48 Methylcyclohexane	83	7.452	7.452	(1.097)	1018613	50.0000	47
	49 1,2-Dichloropropane	63	7.472	7.472	(1.100)	982317	50.0000	48
	51 Methyl Methacrylate	69	7.610	7.610	(1.120)	693682	50.0000	46
	52 Dibromomethane	93	7.610	7.610	(1.120)	616911	50.0000	49
	53 1,4-Dioxane	88	7.639	7.639	(1.125)	54208	1000.00	870 (AH)
	54 Bromodichloromethane	83	7.797	7.797	(1.148)	1067756	50.0000	49
	55 2-Chloroethyl vinyl ether	63	8.161	8.161	(1.201)	466312	50.0000	47
	56 cis-1,3-Dichloropropene	75	8.339	8.339	(1.228)	1290969	50.0000	48
	57 4-Methyl-2-pentanone	43	8.526	8.526	(1.255)	1611020	50.0000	47
$	58 Toluene-d8	98	8.683	8.683	(0.826)	2787376	50.0000	49
	59 Toluene	91	8.762	8.762	(1.290)	3354260	50.0000	48
	60 trans-1,3-Dichloropropene	75	9.028	9.028	(1.329)	1226205	50.0000	50
	61 Ethyl Methacrylate	69	9.146	9.146	(1.346)	1082478	50.0000	47
	62 1,1,2-Trichloroethane	97	9.254	9.254	(1.362)	816596	50.0000	47
	63 Tetrachloroethene	164	9.461	9.461	(0.900)	792282	50.0000	47
	64 1,3-Dichloropropane	76	9.471	9.471	(0.901)	1295347	50.0000	47
	65 2-Hexanone	43	9.579	9.579	(0.911)	1262801	50.0000	45
	66 Dibromochloromethane	129	9.766	9.766	(0.929)	1218054	50.0000	47
	67 1,2-Dibromoethane	107	9.914	9.914	(0.943)	958927	50.0000	44
	69 1-Chlorohexane	91	10.692	10.692	(1.017)	3571848	50.0000	48
*	68 Chlorobenzene-d5	117	10.515	10.515	(1.000)	2600525	50.0000	
	70 Chlorobenzene	112	10.554	10.554	(1.004)	2588411	50.0000	48
	71 1,1,1,2-Tetrachloroethane	131	10.662	10.662	(1.014)	1078616	50.0000	48
	72 Ethylbenzene	106	10.702	10.702	(1.018)	1234033	50.0000	47
	73 m,p-Xylene	106	10.849	10.849	(1.032)	3052124	100.000	95
	74 o-Xylene	106	11.342	11.342	(1.079)	1469135	50.0000	47
	75 Styrene	104	11.351	11.351	(1.080)	2658267	50.0000	48
	76 Bromoform	173	11.578	11.578	(1.101)	671025	50.0000	46

Revised
0417
KL
1/19/11

Data File: \\Avogadro\Organics\V1.I\100928A.B\V1L6841.D
Report Date: 12-Oct-2010 11:53

		Compounds	QUANT SIG MASS	RT	EXP RT	REL RT	RESPONSE	AMOUNTS CAL-AMT (ug/L)	AMOUNTS ON-COL (ug/L)
	77	Isopropylbenzene	105	11.795	11.795	(1.122)	3419307	50.0000	48
	78	trans-1,4-Dichloro-2-butene	75	11.863	11.863	(1.128)	372423	50.0000	45
$	79	Bromofluorobenzene	95	11.972	11.972	(1.139)	1101575	50.0000	48
	80	1,1,2,2-Tetrachloroethane	83	12.139	12.139	(0.911)	1042867	50.0000	46
	81	Bromobenzene	156	12.159	12.159	(0.912)	1089783	50.0000	48
	82	1,2,3-Trichloropropane	75	12.198	12.198	(0.915)	1168905	50.0000	46
	83	n-Propylbenzene	120	12.287	12.287	(0.922)	1023471	50.0000	49
	84	2-Chlorotoluene	126	12.385	12.385	(0.929)	1036263	50.0000	48
	85	1,3,5-Trimethylbenzene	105	12.494	12.494	(0.937)	2636133	50.0000	49
	86	4-Chlorotoluene	126	12.513	12.513	(0.939)	1059011	50.0000	48
M	94	Xylene (Total)	106				4521259	150.000	140
	87	tert-Butylbenzene	119	12.878	12.878	(0.966)	3179621	50.0000	50
	88	1,2,4-Trimethylbenzene	105	12.937	12.937	(0.970)	2704942	50.0000	49
	89	sec-Butylbenzene	105	13.134	13.134	(0.985)	2968358	50.0000	50
	90	1,3-Dichlorobenzene	146	13.252	13.252	(0.994)	1890652	50.0000	47
	91	4-Isopropyltoluene	119	13.301	13.301	(0.998)	2653685	50.0000	49
*	92	1,4-Dichlorobenzene-d4	152	13.331	13.331	(1.000)	1307873	50.0000	
	93	1,4-Dichlorobenzene	146	13.360	13.360	(1.002)	1996031	50.0000	48
	95	n-Butylbenzene	91	13.764	13.764	(1.032)	1876051	50.0000	49
	96	1,2-Dichlorobenzene	146	13.774	13.774	(1.033)	1829010	50.0000	48
	97	Hexachloroethane	117	14.069	14.069	(1.055)	537504	50.0000	48
	98	1,2-Dibromo-3-chloropropane	75	14.630	14.630	(1.097)	121577	50.0000	46
	99	1,2,4-Trichlorobenzene	180	15.536	15.536	(1.165)	670103	50.0000	47
	100	Hexachlorobutadiene	225	15.713	15.713	(1.179)	202298	50.0000	50
	101	Naphthalene	128	15.792	15.792	(1.185)	1876328	50.0000	38
	102	1,2,3-Trichlorobenzene	180	16.058	16.058	(1.205)	333145	50.0000	35

QC Flag Legend

A - Target compound detected but, quantitated amount exceeded maximum amount.
H - Operator selected an alternate compound hit.

Revised
0418
KC
1/19/11

Data File: \\Avogadro\Organics\V1.I\100928A.B\V1L6846.D
Report Date: 12-Oct-2010 11:53

Mitkem Laboratories

Method 8260 Water and Medium Soil

Data file : \\Avogadro\Organics\V1.I\100928A.B\V1L6846.D
Lab Smp Id: VSTD1001Z Client Smp ID: VSTD1001Z
Inj Date : 28-SEP-2010 09:57
Operator : SZ SRC: SZ Inst ID: V1.i
Smp Info : 5ML,VSTD1001Z,VSTD1001Z
Misc Info :
Comment :
Method : \\Avogadro\Organics\V1.I\100928A.B\v18260Gadd.m
Meth Date : 12-Oct-2010 11:53 yding Quant Type: ISTD
Cal Date : 28-SEP-2010 09:57 Cal File: V1L6846.D
Als bottle: 100 Calibration Sample, Level: 4
Dil Factor: 1.00000
Integrator: HP RTE Compound Sublist: all.sub
Target Version: 4.14

Concentration Formula: Amt * DF * Uf * 5/Vo * CpndVariable

Name	Value	Description
DF	1.000	Dilution Factor
Uf	1.000	ng unit correction factor
Vo	5.000	Sample Volume purged (mL)
Cpnd Variable		Local Compound Variable

Compounds	QUANT SIG MASS	RT	EXP RT	REL RT	RESPONSE	AMOUNTS CAL-AMT (ug/L)	AMOUNTS ON-COL (ug/L)
1 Dichlorodifluoromethane	85	1.808	1.801	(0.266)	536856	100.000	94
2 Freon114	85	1.966	1.968	(0.289)	1034902	100.000	93
3 Chloromethane	50	2.015	2.017	(0.296)	2538329	100.000	99
4 Vinyl Chloride	62	2.153	2.155	(0.317)	1847566	100.000	99
5 Bromomethane	94	2.557	2.559	(0.376)	1092243	100.000	100
6 Chloroethane	64	2.685	2.687	(0.395)	1083605	100.000	100
7 Trichlorofluoromethane	101	2.990	2.982	(0.440)	1671206	100.000	89
126 Ethanol	46	3.207	3.199	(0.472)	989875	10000.0	11000(A)
8 Ether	59	3.315	3.307	(0.487)	1946680	100.000	100
9 Acrolein	56	3.453	3.445	(0.508)	392228	500.000	330(A)
10 1,1-Dichloroethene	96	3.581	3.583	(0.527)	1881266	100.000	94
11 1,1,2-Trichloro-1,2,2-Trifluo	101	3.600	3.593	(0.529)	1775741	100.000	96
12 Acetone	58	3.620	3.612	(0.532)	312167	100.000	94
13 Iodomethane	142	3.748	3.750	(0.551)	4533617	100.000	100
14 Carbon Disulfide	76	3.817	3.809	(0.561)	5559208	100.000	97
15 Acetonitrile	41	3.965	3.957	(0.583)	10348056	1000.00	1100(A)
16 Allyl Chloride	39	3.965	3.957	(0.583)	3881104	100.000	100
17 Methyl Acetate	43	3.994	3.987	(0.587)	3019381	100.000	100
19 tert-Butanol	59	4.231	4.223	(0.622)	408831	200.000	210(A)
18 Methylene Chloride	84	4.112	4.115	(0.605)	1896279	100.000	97
20 Acrylonitrile	53	4.368	4.361	(0.642)	1079277	100.000	100
21 trans-1,2-Dichloroethene	96	4.408	4.400	(0.648)	1831484	100.000	98
22 Methyl tert-butyl ether	73	4.418	4.400	(0.650)	4842644	100.000	100

0420 Rerun 1/19/11 IK

Data File: \\Avogadro\Organics\V1.I\100928A.B\V1L6846.D
Report Date: 12-Oct-2010 11:53

	Compounds	QUANT SIG MASS	RT	EXP RT	REL RT	RESPONSE	AMOUNTS CAL-AMT (ug/L)	AMOUNTS ON-COL (ug/L)
	23 1,1-Dichloroethane	63	4.871	4.863	(0.716)	3353308	100.000	100
	24 Vinyl acetate	43	4.930	4.922	(0.725)	12086400	100.000	100
	25 Diisopropyl Ether	45	4.949	4.942	(0.728)	10531399	100.000	100
	26 2-Chloro-1,3-Butadiene	53	4.969	4.961	(0.731)	3345502	100.000	99
	27 Ethyl tert-butyl ether	59	5.353	5.345	(0.787)	6805051	100.000	100
	28 cis-1,2-Dichloroethene	96	5.511	5.493	(0.810)	1970974	100.000	100
	29 2,2-Dichloropropane	77	5.511	5.503	(0.810)	1024907	100.000	100
	30 2-Butanone	72	5.520	5.503	(0.812)	259132	100.000	100 (Q)
	32 Propionitrile	54	5.579	5.562	(0.820)	3696621	1000.00	1100 (A)
	33 Methacrylonitrile	41	5.757	5.739	(0.847)	4476836	200.000	200 (A)
	34 Bromochloromethane	128	5.767	5.759	(0.848)	1384881	100.000	98
	31 Tetrahydrofuran	72	5.826	5.818	(0.857)	473124	200.000	200 (A)
	35 Chloroform	83	5.855	5.847	(0.861)	2863335	100.000	98
$	36 Dibromofluoromethane	113	6.032	6.025	(0.887)	923145	50.0000	49
	37 1,1,1-Trichloroethane	97	6.072	6.064	(0.893)	1636557	100.000	98
	38 Cyclohexane	56	6.151	6.143	(0.904)	3401526	100.000	98
	39 1,1-Dichloropropene	110	6.259	6.251	(0.920)	931871	100.000	93
	40 Carbon Tetrachloride	117	6.269	6.261	(0.922)	1906447	100.000	99
	41 Isobutyl Alcohol	43	6.367	6.359	(0.936)	3181783	2000.00	2100 (A)
$	42 1,2-Dichloroethane-d4	102	6.416	6.409	(0.944)	182067	50.0000	47
	43 Benzene	78	6.495	6.487	(0.955)	6312518	100.000	100
	44 1,2-Dichloroethane	62	6.505	6.497	(0.957)	2230556	100.000	99
	45 tert-Amyl methyl ether	73	6.613	6.606	(0.972)	5139058	100.000	100
M	50 1,2-Dichloroethene (Total)	96				3802458	200.000	(a)
*	46 Fluorobenzene	96	6.800	6.793	(1.000)	2877818	50.0000	
	47 Trichloroethene	130	7.224	7.216	(1.062)	2367673	100.000	96
	48 Methylcyclohexane	83	7.460	7.452	(1.097)	2117648	100.000	98
	49 1,2-Dichloropropane	63	7.490	7.472	(1.101)	2023981	100.000	100
	51 Methyl Methacrylate	69	7.618	7.610	(1.120)	1503090	100.000	100
	52 Dibromomethane	93	7.618	7.610	(1.120)	1249246	100.000	100
	53 1,4-Dioxane	88	7.647	7.639	(1.125)	105440	2000.00	2100 (A)
	54 Bromodichloromethane	83	7.805	7.797	(1.148)	2061635	100.000	96
	55 2-Chloroethyl vinyl ether	63	8.159	8.161	(1.200)	1020728	100.000	100
	56 cis-1,3-Dichloropropene	75	8.336	8.339	(1.226)	2655476	100.000	100
	57 4-Methyl-2-pentanone	43	8.523	8.526	(1.253)	3445850	100.000	100
$	58 Toluene-d8	98	8.681	8.683	(0.826)	2707813	50.0000	51
	59 Toluene	91	8.760	8.762	(1.288)	6642021	100.000	98
	60 trans-1,3-Dichloropropene	75	9.026	9.028	(1.327)	2432331	100.000	100
	61 Ethyl Methacrylate	69	9.144	9.146	(1.345)	2354875	100.000	100
	62 1,1,2-Trichloroethane	97	9.252	9.254	(1.360)	1735682	100.000	100
	63 Tetrachloroethene	164	9.459	9.461	(0.900)	1522326	100.000	94
	64 1,3-Dichloropropane	76	9.469	9.471	(0.901)	2626753	100.000	100
	65 2-Hexanone	43	9.577	9.579	(0.911)	2718279	100.000	100
	66 Dibromochloromethane	129	9.764	9.766	(0.929)	2422910	100.000	98
	67 1,2-Dibromoethane	107	9.912	9.914	(0.943)	2044143	100.000	98
	69 1-Chlorohexane	91	10.699	10.692	(1.018)	6973686	100.000	97
*	68 Chlorobenzene-d5	117	10.512	10.515	(1.000)	2444321	50.0000	
	70 Chlorobenzene	112	10.552	10.554	(1.004)	4971809	100.000	96
	71 1,1,1,2-Tetrachloroethane	131	10.660	10.662	(1.014)	2094341	100.000	96
	72 Ethylbenzene	106	10.699	10.702	(1.018)	2441377	100.000	97
	73 m,p-Xylene	106	10.847	10.849	(1.032)	5847558	200.000	190 (Q)
	74 o-Xylene	106	11.339	11.342	(1.079)	2912682	100.000	98
	75 Styrene	104	11.359	11.351	(1.081)	5325111	100.000	99
	76 Bromoform	173	11.576	11.578	(1.101)	1450002	100.000	100

0421 1/19/11
revised

Data File: \\Avogadro\Organics\V1.I\100928A.B\V1L6846.D
Report Date: 12-Oct-2010 11:53

	Compounds	QUANT SIG MASS	RT	EXP RT	REL RT	RESPONSE	AMOUNTS CAL-AMT (ug/L)	AMOUNTS ON-COL (ug/L)	
	77 Isopropylbenzene	105	11.792	11.795	(1.122)	6676491	100.000	99	
	78 trans-1,4-Dichloro-2-butene	75	11.861	11.863	(1.128)	822395	100.000	100	
$	79 Bromofluorobenzene	95	11.970	11.972	(1.139)	1090415	50.0000	51	
	80 1,1,2,2-Tetrachloroethane	83	12.137	12.139	(0.911)	2116652	100.000	100	
	81 Bromobenzene	156	12.157	12.159	(0.912)	2181260	100.000	100	
	82 1,2,3-Trichloropropane	75	12.196	12.198	(0.915)	2453446	100.000	100	
	83 n-Propylbenzene	120	12.285	12.287	(0.922)	1952175	100.000	99	(Q)
	84 2-Chlorotoluene	126	12.383	12.385	(0.929)	1990900	100.000	97	
	85 1,3,5-Trimethylbenzene	105	12.501	12.494	(0.938)	5034411	100.000	98	
	86 4-Chlorotoluene	126	12.511	12.513	(0.939)	2077273	100.000	98	
M	94 Xylene (Total)	106				8760240	300.000		(a)
	87 tert-Butylbenzene	119	12.875	12.878	(0.966)	6086473	100.000	98	
	88 1,2,4-Trimethylbenzene	105	12.935	12.937	(0.970)	5274555	100.000	100	
	89 sec-Butylbenzene	105	13.131	13.134	(0.985)	5459314	100.000	96	
	90 1,3-Dichlorobenzene	146	13.250	13.252	(0.994)	3749304	100.000	98	
	91 4-Isopropyltoluene	119	13.299	13.301	(0.998)	4859760	100.000	95	
*	92 1,4-Dichlorobenzene-d4	152	13.328	13.331	(1.000)	1220131	50.0000		(Q)
	93 1,4-Dichlorobenzene	146	13.358	13.360	(1.002)	3903800	100.000	97	
	95 n-Butylbenzene	91	13.762	13.764	(1.033)	3530058	100.000	96	
	96 1,2-Dichlorobenzene	146	13.781	13.774	(1.034)	3536674	100.000	98	
	97 Hexachloroethane	117	14.067	14.069	(1.055)	1037372	100.000	99	
	98 1,2-Dibromo-3-chloropropane	75	14.628	14.630	(1.098)	263824	100.000	100	
	99 1,2,4-Trichlorobenzene	180	15.534	15.536	(1.165)	1278955	100.000	97	
	100 Hexachlorobutadiene	225	15.721	15.713	(1.180)	331431	100.000	87	
	101 Naphthalene	128	15.800	15.792	(1.185)	4776041	100.000	110	
	102 1,2,3-Trichlorobenzene	180	16.056	16.058	(1.205)	785845	100.000	94	

QC Flag Legend

a - Target compound detected but, quantitated amount Below Limit Of Quantitation(BLOQ).
A - Target compound detected but, quantitated amount exceeded maximum amount.
Q - Qualifier signal failed the ratio test.

0422
revised
KC 1/19/11

Data File: \\Avogadro\Organics\V1.I\100928A.B\V1L6845.D
Report Date: 12-Oct-2010 11:53

Mitkem Laboratories

Method 8260 Water and Medium Soil

Data file : \\Avogadro\Organics\V1.I\100928A.B\V1L6845.D
Lab Smp Id: VSTD2001Z Client Smp ID: VSTD2001Z
Inj Date : 28-SEP-2010 09:25
Operator : SZ SRC: SZ Inst ID: V1.i
Smp Info : 5ML,VSTD2001Z,VSTD2001Z
Misc Info :
Comment :
Method : \\Avogadro\Organics\V1.I\100928A.B\v18260Gadd.m
Meth Date : 12-Oct-2010 11:53 yding Quant Type: ISTD
Cal Date : 28-SEP-2010 09:25 Cal File: V1L6845.D
Als bottle: 100 Calibration Sample, Level: 5
Dil Factor: 1.00000
Integrator: HP RTE Compound Sublist: all.sub
Target Version: 4.14

Concentration Formula: Amt * DF * Uf * 5/Vo * CpndVariable

Name	Value	Description
DF	1.000	Dilution Factor
Uf	1.000	ng unit correction factor
Vo	5.000	Sample Volume purged (mL)
Cpnd Variable		Local Compound Variable

Compounds	QUANT SIG MASS	RT	EXP RT	REL RT	RESPONSE	AMOUNTS CAL-AMT (ug/L)	AMOUNTS ON-COL (ug/L)
1 Dichlorodifluoromethane	85	1.811	1.801	(0.266)	1101601	200.000	180
2 Freon114	85	1.969	1.968	(0.289)	2045472	200.000	170
3 Chloromethane	50	2.008	2.017	(0.295)	4595424	200.000	160
4 Vinyl Chloride	62	2.156	2.155	(0.317)	3398315	200.000	170
5 Bromomethane	94	2.550	2.559	(0.375)	2053469	200.000	180
6 Chloroethane	64	2.688	2.687	(0.395)	2007233	200.000	180
7 Trichlorofluoromethane	101	2.983	2.982	(0.439)	3489784	200.000	180
126 Ethanol	46	3.200	3.199	(0.470)	1556285	20000.0	16000(AQ)
8 Ether	59	3.308	3.307	(0.486)	3659530	200.000	180
9 Acrolein	56	3.446	3.445	(0.507)	849479	1000.00	620(A)
10 1,1-Dichloroethene	96	3.574	3.583	(0.525)	3689278	200.000	170
11 1,1,2-Trichloro-1,2,2-Trifluo	101	3.593	3.593	(0.528)	3428696	200.000	170
12 Acetone	58	3.623	3.612	(0.533)	593145	200.000	170(Q)
13 Iodomethane	142	3.751	3.750	(0.551)	8778244	200.000	180
14 Carbon Disulfide	76	3.810	3.809	(0.560)	10430143	200.000	170
15 Acetonitrile	41	3.968	3.957	(0.583)	17522554	2000.00	1700(A)
16 Allyl Chloride	39	3.968	3.957	(0.583)	7089782	200.000	170
17 Methyl Acetate	43	3.987	3.987	(0.586)	5554111	200.000	180
19 tert-Butanol	59	4.233	4.223	(0.622)	715631	400.000	340(A)
18 Methylene Chloride	84	4.105	4.115	(0.603)	3587919	200.000	170
20 Acrylonitrile	53	4.361	4.361	(0.641)	2046866	200.000	190
21 trans-1,2-Dichloroethene	96	4.411	4.400	(0.648)	3523632	200.000	180
22 Methyl tert-butyl ether	73	4.411	4.400	(0.648)	9120555	200.000	180

0424 KC
revised
1/19/11

Data File: \\Avogadro\Organics\V1.I\100928A.B\V1L6845.D
Report Date: 12-Oct-2010 11:53

	Compounds	QUANT SIG MASS	RT	EXP RT	REL RT	RESPONSE	AMOUNTS CAL-AMT (ug/L)	AMOUNTS ON-COL (ug/L)
	23 1,1-Dichloroethane	63	4.864	4.863	(0.715)	6156900	200.000	170
	24 Vinyl acetate	43	4.923	4.922	(0.724)	21408888	200.000	170
	25 Diisopropyl Ether	45	4.952	4.942	(0.728)	18067313	200.000	160
	26 2-Chloro-1,3-Butadiene	53	4.972	4.961	(0.731)	6238057	200.000	170
	27 Ethyl tert-butyl ether	59	5.346	5.345	(0.786)	12518066	200.000	170
	28 cis-1,2-Dichloroethene	96	5.504	5.493	(0.809)	3683986	200.000	180
	29 2,2-Dichloropropane	77	5.513	5.503	(0.810)	1824745	200.000	170
	30 2-Butanone	72	5.523	5.503	(0.812)	482834	200.000	190(Q)
	32 Propionitrile	54	5.573	5.562	(0.819)	6703161	2000.00	1800(A)
	33 Methacrylonitrile	41	5.750	5.739	(0.845)	8294043	400.000	360(A)
	34 Bromochloromethane	128	5.769	5.759	(0.848)	2667235	200.000	180
	31 Tetrahydrofuran	72	5.829	5.818	(0.857)	891266	400.000	370(A)
	35 Chloroform	83	5.858	5.847	(0.861)	5461592	200.000	180
$	36 Dibromofluoromethane	113	6.035	6.025	(0.887)	961989	50.0000	50
	37 1,1,1-Trichloroethane	97	6.075	6.064	(0.893)	3094536	200.000	180
	38 Cyclohexane	56	6.153	6.143	(0.904)	6482463	200.000	180
	39 1,1-Dichloropropene	110	6.262	6.251	(0.920)	1822392	200.000	170
	40 Carbon Tetrachloride	117	6.262	6.261	(0.920)	3744624	200.000	190
	41 Isobutyl Alcohol	43	6.370	6.359	(0.936)	5384421	4000.00	3300(A)
$	42 1,2-Dichloroethane-d4	102	6.409	6.409	(0.942)	194820	50.0000	49
	43 Benzene	78	6.488	6.487	(0.954)	11527236	200.000	170
	44 1,2-Dichloroethane	62	6.498	6.497	(0.955)	4214908	200.000	180
	45 tert-Amyl methyl ether	73	6.616	6.606	(0.973)	9767482	200.000	180
M	50 1,2-Dichloroethene (Total)	96				7207618	400.000	(a)
*	46 Fluorobenzene	96	6.803	6.793	(1.000)	2924744	50.0000	
	47 Trichloroethene	130	7.227	7.216	(1.062)	4620068	200.000	180
	48 Methylcyclohexane	83	7.463	7.452	(1.097)	4038352	200.000	180
	49 1,2-Dichloropropane	63	7.483	7.472	(1.100)	3796707	200.000	180
	51 Methyl Methacrylate	69	7.611	7.610	(1.119)	2884400	200.000	200
	52 Dibromomethane	93	7.621	7.610	(1.120)	2406209	200.000	190
	53 1,4-Dioxane	88	7.640	7.639	(1.123)	160128	4000.00	2900(A)
	54 Bromodichloromethane	83	7.808	7.797	(1.148)	4114810	200.000	180
	55 2-Chloroethyl vinyl ether	63	8.162	8.161	(1.200)	1964243	200.000	200
	56 cis-1,3-Dichloropropene	75	8.349	8.339	(1.227)	5077581	200.000	180
	57 4-Methyl-2-pentanone	43	8.526	8.526	(1.253)	6468392	200.000	190
$	58 Toluene-d8	98	8.684	8.683	(0.826)	2571720	50.0000	48
	59 Toluene	91	8.763	8.762	(1.288)	12389845	200.000	170
	60 trans-1,3-Dichloropropene	75	9.029	9.028	(1.327)	4635058	200.000	180
	61 Ethyl Methacrylate	69	9.147	9.146	(1.344)	4603688	200.000	200
	62 1,1,2-Trichloroethane	97	9.255	9.254	(1.360)	3289516	200.000	190
	63 Tetrachloroethene	164	9.462	9.461	(0.900)	2891093	200.000	170
	64 1,3-Dichloropropane	76	9.472	9.471	(0.901)	4987376	200.000	180
	65 2-Hexanone	43	9.580	9.579	(0.911)	5189518	200.000	190
	66 Dibromochloromethane	129	9.767	9.766	(0.929)	4818865	200.000	190
	67 1,2-Dibromoethane	107	9.915	9.914	(0.943)	4004017	200.000	190
	69 1-Chlorohexane	91	10.702	10.692	(1.018)	12953817	200.000	170
*	68 Chlorobenzene-d5	117	10.515	10.515	(1.000)	2441026	50.0000	
	70 Chlorobenzene	112	10.555	10.554	(1.004)	9577596	200.000	180
	71 1,1,1,2-Tetrachloroethane	131	10.663	10.662	(1.014)	4100928	200.000	180
	72 Ethylbenzene	106	10.702	10.702	(1.018)	4776098	200.000	190
	73 m,p-Xylene	106	10.850	10.849	(1.032)	11017101	400.000	340(AQ)
	74 o-Xylene	106	11.342	11.342	(1.079)	5494088	200.000	180
	75 Styrene	104	11.362	11.351	(1.081)	9898982	200.000	180
	76 Bromoform	173	11.579	11.578	(1.101)	2837389	200.000	200

0425 KC
revised
1/19/11

Data File: \\Avogadro\Organics\V1.I\100928A.B\V1L6845.D
Report Date: 12-Oct-2010 11:53

	Compounds	QUANT SIG MASS	RT	EXP RT	REL RT	RESPONSE	AMOUNTS CAL-AMT (ug/L)	ON-COL (ug/L)
	77 Isopropylbenzene	105	11.795	11.795	(1.122)	12095552	200.000	170
	78 trans-1,4-Dichloro-2-butene	75	11.864	11.863	(1.128)	1633644	200.000	210 (A)
$	79 Bromofluorobenzene	95	11.973	11.972	(1.139)	1084777	50.0000	51
	80 1,1,2,2-Tetrachloroethane	83	12.140	12.139	(0.911)	4051529	200.000	180
	81 Bromobenzene	156	12.160	12.159	(0.912)	4257058	200.000	190
	82 1,2,3-Trichloropropane	75	12.199	12.198	(0.915)	4644999	200.000	190
	83 n-Propylbenzene	120	12.288	12.287	(0.922)	3745567	200.000	180 (Q)
	84 2-Chlorotoluene	126	12.386	12.385	(0.929)	3862828	200.000	180
	85 1,3,5-Trimethylbenzene	105	12.494	12.494	(0.937)	9270728	200.000	170
	86 4-Chlorotoluene	126	12.514	12.513	(0.939)	3957245	200.000	180
M	94 Xylene (Total)	106				16511189	600.000	(a)
	87 tert-Butylbenzene	119	12.878	12.878	(0.966)	11108558	200.000	170
	88 1,2,4-Trimethylbenzene	105	12.937	12.937	(0.970)	9717400	200.000	170
	89 sec-Butylbenzene	105	13.134	13.134	(0.985)	10028436	200.000	160
	90 1,3-Dichlorobenzene	146	13.252	13.252	(0.994)	7019213	200.000	170
	91 4-Isopropyltoluene	119	13.302	13.301	(0.998)	8829062	200.000	160
*	92 1,4-Dichlorobenzene-d4	152	13.331	13.331	(1.000)	1243415	50.0000	(Q)
	93 1,4-Dichlorobenzene	146	13.361	13.360	(1.002)	7390399	200.000	170
	95 n-Butylbenzene	91	13.764	13.764	(1.032)	6257829	200.000	160
	96 1,2-Dichlorobenzene	146	13.774	13.774	(1.033)	6651142	200.000	170
	97 Hexachloroethane	117	14.070	14.069	(1.055)	1938245	200.000	170
	98 1,2-Dibromo-3-chloropropane	75	14.631	14.630	(1.097)	486310	200.000	180
	99 1,2,4-Trichlorobenzene	180	15.537	15.536	(1.165)	2115003	200.000	140
	100 Hexachlorobutadiene	225	15.724	15.713	(1.179)	488955	200.000	110
	101 Naphthalene	128	15.793	15.792	(1.185)	6933036	200.000	140
	102 1,2,3-Trichlorobenzene	180	16.049	16.058	(1.204)	1145724	200.000	120

QC Flag Legend

a - Target compound detected but, quantitated amount Below Limit Of Quantitation(BLOQ).
A - Target compound detected but, quantitated amount exceeded maximum amount.
Q - Qualifier signal failed the ratio test.

0426 KL
revised
1/19/11

MITKEM LABORATORIES: Volatile Organics Low/Medium Level Soil Extraction Log

Date	Lab ID		Analysis	Initial Wt. (g)	Final Wt. (g)	Sample Wt. (g)	Extraction Volume (mL)	Sample Type	Solvent&Lot# by/Date*	Comments/ Time of Encore transfer	Analyst
10-6-10	MB		8260L	NA	NA	5.0	5.0	E	DI H2O		AZM
	LCS					5.0					
	J1878	23B				5.2					
	J1865	20BMS				5.8					
	J1865	20BMSD				5.4					
	J1866	01B				4.9			DI H2O		
	J1866	02B	8260L	NA	NA	5.1	5.0	E	DI H2O		AZM
	MB		8260M	NA	NA	5.0	5.0	E	MeOH DB1350		hm
	LCS					5.0		E			
	J1922	03B				4.7		D			
	J1936	01D				5.7					
		02D				5.5					
		03D				5.7					
		04D				5.1					
10-6-10	J1936	05D	8260M	NA	NA	5.6	5.0	D	MeOH DB1350		hm

*=Date added, if different than Rec. date

Sample Type: A. MeOH Pre-preserved; B. DI H2O/Freeze; C. NaHSO4 Pre-preserved; D. Encore; E. Unpreserved Jars

Logbook ID: 90.0189-09/10

Reviewed By: SZ 10/12/10

MITKEM LABORATORIES: Volatile Organics Low/Medium Level Soil Extraction Log

Date	Lab ID		Analysis	Initial Wt. (g)	Final Wt. (g)	Sample Wt. (g)	Extraction Volume (mL)	Sample Type	Solvent&Lot# by/Date*	Comments/ Time of Encore transfer	Analyst
10-6-10	J1937	06c²	8260L	NA	NA	4.5	5.0	D	DIH2O		KM
↓	↓	07c¹	↓	↓	↓	4.4	↓	↓	↓		↓
	J1937	07c²	8260L			4.5		D	DIH2O		
	MB		8260M			5.0		E	MeOH DB939		
	LCS		↓			5.0		E	↓		
	J1937	01D				4.4		D			
	↓	02D				5.1		↓			
		03D				~~2.0~~ KM 10-6-10 4.9					
		04D				3.4					
		05D				4.7					
↓	↓	06D	↓	↓	↓	2.0	↓	↓	↓		↓
10/6/10	J1937	07D	8260M	n/a	n/a	4.3	5.0	D	MeOH DB939		KM
10/7/10	J1878-	24BMS	8260	NA	NA	5.5	5.0	E	DIH2O		SZ
↓	J1878-	24DBMSD	↓	↓	↓	5.3	↓	↓	↓		↓
10/7/10	MB-54618		8260	NA	NA	5.0	5.0	E	DIH2O		SZ
↓	LCS		↓	↓	↓	5.0	↓	↓	↓		↓

*=Date added, if different than Rec. date

Sample Type: A. MeOH Pre-preserved; B. DI H2O/Freeze; C. NaHSO4 Pre-preserved; D. Encore; E. Unpreserved Jars

DI H2O

MITKEM LABORATORIES

ORGANIC PREP - SAMPLE PREPARATION: SEMIVOLATILES

Date: 9/30/10	Analysis: BNA	Method #: Aq: 3510C (SepF) 3520C (Liq/Liq) 3570(MSE); Soil: 3550B (Sonic) 3540C (Soxh); Other:	Matrix: Aqueous (Soil) Wipe Oil; Other:	Sodium Sulfate Lot #: 102469
Batch ID: 54439	LCS ID: 54439	Analyst: B.D.	Spiked By: B.D.	Witness: M.T.
MeCl Lot#: DC433	Acetone Lot#: 104060	H_2SO_4 Lot#: —	NaOH Lot#: —	Time/Date Started: 9/30/10
				Time/Date Ended: 9/30/10

Lab ID	Bottle #	Sample Wt (g) / Vol (mL)	Initial pH	Surrogate Spike Added(uL)	Matrix Spike Added(uL)	H2SO4 pH<2	NaOH pH>11	Emulsion	KD Prior to GPC or Fractionation Date / Analyst	GPC or Fractionation Date / Analyst	Final Concentration Date / Analyst		Final Conc. Volume (mL)	Date Extract Trans.
MB-54439	—	30.0		1.0ml	—						10/2/10	DS	1.0	10/2/10
LCS-54439	—	30.2			1.0ml									
LCSD-54439	—	30.0			1.0ml									
J1865-27A	1	30.2			—									
J1865-30A	1	30.5												
J1866-01A	1	30.4												
J1866-02A	1	30.1												
J1871-01C	1	30.1												
J1871-02C	1	30.3												
J1878-03A	1	30.3												
-04A	1	30.3												
-05A	1	30.4												
-07A	1	30.3												
-10A	1	30.+3												
-13A	1	30.32												
-14A	1	30.24												
-15A	1	30.4												
J1878-16A	1	30.4		1.0ml							10/2/10	DS	1.0	10/2/10

10/2/10 DS

Page 971 (P) 10/20/11

Comments: Samples continued on next page

Surrogate Std. ID: OSW100916A

Matrix Spike/LCS Std. ID: OSW100929A

Sonicator Tuned: (Yes) / No

Soxhlet Cycle/Hour: N/A

Drip Rate N/A

Water Bath Temp: 96°C /MT-8

Reviewed By: 10/2/10 JC

Data File: \\avogadro\organics\S3.I\101005.B\S3C8913.D
Date : 05-OCT-2010 12:19
Client ID: SSTD0103T
Sample Info: SSTD0103T,SSTD0103T
Volume Injected (uL): 1.0
Column phase: DB-5MS

Instrument: S3.i

Operator: MMS SRC: MMS
Column diameter: 0.25

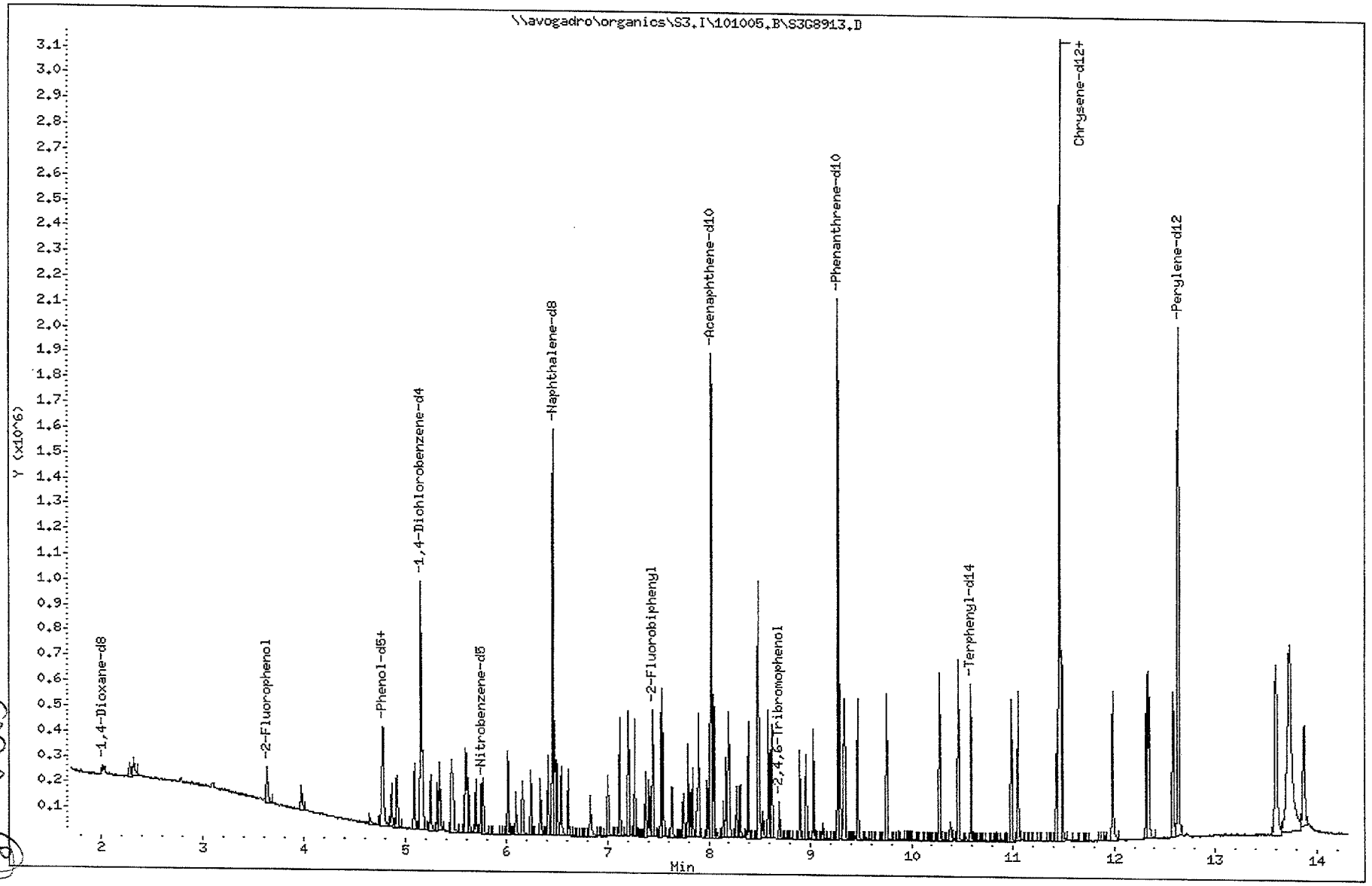

Data File: \\avogadro\organics\S3.I\101005.B\S3G8913.D
Report Date: 06-Oct-2010 17:43

Mitkem Laboratories

Data file : \\avogadro\organics\S3.I\101005.B\S3G8913.D
Lab Smp Id: SSTD0103T Client Smp ID: SSTD0103T
Inj Date : 05-OCT-2010 12:19
Operator : MMS SRC: MMS Inst ID: S3.i
Smp Info : SSTD0103T,SSTD0103T
Misc Info : 1,1
Comment :
Method : \\Avogadro\Organics\S3.I\101005.B\s3_8270C_N.m
Meth Date : 06-Oct-2010 17:41 S3.i Quant Type: ISTD
Cal Date : 05-OCT-2010 12:19 Cal File: S3G8913.D
Als bottle: 3 Calibration Sample, Level: 1
Dil Factor: 1.00000
Integrator: HP RTE Compound Sublist: allnew.sub
Target Version: 4.14

Concentration Formula: Amt * DF * Uf*(Vt/Vi)*(1/Vo) * CpndVariable

Name	Value	Description
DF	1.000	Dilution Factor
Uf	1.000	GPC Correction Factor
Vt	1000.000	Volume of final extract (uL)
Vi	1.000	Volume injected (uL)
Vo	1000.000	Volume of sample extracted (mL)
Cpnd Variable		Local Compound Variable

	Compounds	QUANT SIG MASS	RT	EXP RT	REL RT	RESPONSE	AMOUNTS CAL-AMT (ng)	AMOUNTS ON-COL (ng)
$	109 1,4-Dioxane-d8	96	2.002	2.000	(0.388)	11666	10.0000	10
	108 1,4-Dioxane	58	2.028	2.027	(0.394)	8297	10.0000	10
	1 N-Nitrosodimethylamine	74	2.279	2.282	(0.442)	22478	10.0000	10
	2 Pyridine	79	2.317	2.315	(0.450)	40683	10.0000	10
$	3 2-Fluorophenol	112	3.631	3.639	(0.705)	47525	10.0000	10
	101 Benzaldehyde	77	4.651	4.651	(0.903)	5630	10.0000	4(a)
	7 Aniline	93	4.779	4.783	(0.927)	85461	10.0000	10
$	5 Phenol-d5	99	4.763	4.767	(0.924)	69297	10.0000	10
	6 Phenol	94	4.774	4.783	(0.926)	73279	10.0000	10
	8 bis(2-Chloroethyl)Ether	93	4.860	4.863	(0.943)	55364	10.0000	10
	10 2-Chlorophenol	128	4.918	4.921	(0.954)	59223	10.0000	10
	11 1,3-Dichlorobenzene	146	5.089	5.092	(0.988)	67814	10.0000	10
*	12 1,4-Dichlorobenzene-d4	152	5.153	5.159	(1.000)	169355	40.0000	
	13 1,4-Dichlorobenzene	146	5.169	5.173	(1.003)	70099	10.0000	11
	117 2-Ethyl-1-hexanol	57	5.250	5.151	(1.019)	67216	10.0000	10
	16 1,2-Dichlorobenzene	146	5.335	5.338	(1.035)	65336	10.0000	11
	15 Benzyl Alcohol	108	5.314	5.317	(1.031)	37402	10.0000	10
	18 2,2'-oxybis(1-Chloropropane)	45	5.469	5.472	(1.061)	111370	10.0000	11
	17 2-Methylphenol	108	5.453	5.456	(1.058)	52524	10.0000	10
	99 Acetophenone	105	5.591	5.595	(1.085)	79614	10.0000	10
	19 N-Nitroso-di-n-propylamine	70	5.602	5.605	(1.087)	41799	10.0000	10

Page 828B

6/20/11

Data File: \\avogadro\organics\S3.I\101005.B\S3G8913.D
Report Date: 06-Oct-2010 17:43

	Compounds	QUANT SIG MASS	RT	EXP RT	REL RT	RESPONSE	AMOUNTS CAL-AMT (ng)	ON-COL (ng)
	20 4-Methylphenol	108	5.618	5.627	(1.090)	55719	10.0000	10
	21 Hexachloroethane	117	5.693	5.696	(1.105)	22943	10.0000	10
$	22 Nitrobenzene-d5	82	5.746	5.744	(0.890)	59548	10.0000	10
	23 Nitrobenzene	77	5.762	5.766	(0.892)	56072	10.0000	10
	24 Isophorone	82	6.008	6.011	(0.930)	112605	10.0000	10
	25 2-Nitrophenol	139	6.088	6.091	(0.943)	30969	10.0000	9(a)
	26 2,4-Dimethylphenol	107	6.158	6.156	(0.954)	40212	10.0000	8(a)
	27 bis(2-Chloroethoxy)methane	93	6.238	6.241	(0.966)	65951	10.0000	10
	29 2,4-Dichlorophenol	162	6.334	6.332	(0.981)	46889	10.0000	10
	30 1,2,4-Trichlorobenzene	180	6.409	6.412	(0.993)	56608	10.0000	11
*	31 Naphthalene-d8	136	6.457	6.462	(1.000)	643035	40.0000	
	32 Naphthalene	128	6.473	6.476	(1.002)	176801	10.0000	11
	115 alpha-Terpineol	59	6.494	6.503	(1.006)	41486	10.0000	10
	33 4-Chloroaniline	127	6.537	6.540	(1.012)	76312	10.0000	10
	34 Hexachlorobutadiene	225	6.606	6.610	(1.023)	27595	10.0000	11
	102 Caprolactam	113	6.826	6.855	(1.057)	20138	10.0000	9(a)
	35 4-Chloro-3-Methylphenol	107	7.002	7.005	(1.084)	48440	10.0000	10
	36 2-Methylnaphthalene	142	7.114	7.117	(1.102)	122758	10.0000	11
	114 1-Methylnaphthalene	142	7.205	7.208	(1.116)	120166	10.0000	11
	38 Hexachlorocyclopentadiene	237	7.269	7.267	(0.906)	13749	10.0000	7(a)
	112 1,2,4,5-Tetrachlorobenzene	216	7.269	7.272	(0.906)	54551	10.0000	11
	39 2,4,6-Trichlorophenol	196	7.376	7.379	(0.919)	32362	10.0000	10
	40 2,4,5-Trichlorophenol	196	7.408	7.411	(0.923)	34463	10.0000	10(a)
$	41 2-Fluorobiphenyl	172	7.445	7.448	(0.928)	131828	10.0000	11
	98 1,1'-Biphenyl	154	7.531	7.534	(0.939)	159659	10.0000	11
	42 2-Chloronaphthalene	162	7.547	7.550	(0.941)	116052	10.0000	11
	43 2-Nitroaniline	65	7.632	7.641	(0.951)	31866	10.0000	10(a)
	44 Dimethylphthalate	163	7.792	7.801	(0.971)	134899	10.0000	11
	45 2,6-Dinitrotoluene	165	7.841	7.849	(0.977)	33196	10.0000	10
	46 Acenaphthylene	152	7.899	7.908	(0.985)	195552	10.0000	11
*	48 Acenaphthene-d10	164	8.022	8.028	(1.000)	389221	40.0000	
	47 3-Nitroaniline	138	7.985	7.993	(0.995)	34921	10.0000	10(a)
	49 Acenaphthene	153	8.049	8.057	(1.003)	119867	10.0000	11
	50 2,4-Dinitrophenol	184	8.081	8.084	(1.007)	4191	10.0000	2(a)
	52 Dibenzofuran	168	8.198	8.202	(1.022)	173093	10.0000	12
	53 2,4-Dinitrotoluene	165	8.188	8.191	(1.021)	43500	10.0000	10
	51 4-Nitrophenol	109	8.140	8.148	(1.015)	12207	10.0000	9(a)
	110 2,3,4,6-Tetrachlorophenol	232	8.311	8.314	(1.036)	27417	10.0000	10
	54 Diethylphthalate	149	8.391	8.399	(1.046)	133718	10.0000	11
	55 Fluorene	166	8.487	8.490	(1.058)	143109	10.0000	12
	56 4-Chlorophenyl-phenylether	204	8.487	8.490	(1.058)	62862	10.0000	12
	57 4-Nitroaniline	138	8.503	8.511	(1.060)	37859	10.0000	10(a)
	58 4,6-Dinitro-2-methylphenol	198	8.535	8.538	(0.920)	17220	10.0000	7(aQ)
	59 N-Nitrosodiphenylamine	169	8.588	8.592	(0.926)	125398	10.0000	11
	97 Azobenzene	77	8.620	8.624	(0.930)	126166	10.0000	11
$	60 2,4,6-Tribromophenol	330	8.695	8.693	(0.938)	11585	10.0000	10
	61 4-Bromophenyl-phenylether	248	8.898	8.901	(0.960)	35774	10.0000	11
	62 Hexachlorobenzene	284	8.957	8.960	(0.966)	34455	10.0000	11
	100 Atrazine	200	9.032	9.035	(0.974)	38782	10.0000	11
	63 Pentachlorophenol	266	9.123	9.120	(0.984)	7329	10.0000	4(a)
*	64 Phenanthrene-d10	188	9.272	9.278	(1.000)	649647	40.0000	
	65 Phenanthrene	178	9.294	9.291	(1.002)	215078	10.0000	12
	66 Anthracene	178	9.336	9.334	(1.007)	219375	10.0000	12
	67 Carbazole	167	9.465	9.468	(1.021)	212946	10.0000	11

page 828c (R) 7/6/11

Data File: \\avogadro\organics\S3.I\101005.B\S3G8913.D
Report Date: 06-Oct-2010 17:43

	Compounds	QUANT SIG MASS	RT	EXP RT	REL RT	RESPONSE	AMOUNTS CAL-AMT (ng)	AMOUNTS ON-COL (ng)
	68 Di-n-butylphthalate	149	9.753	9.751	(1.052)	240470	10.0000	11
	69 Fluoranthene	202	10.277	10.274	(1.108)	229681	10.0000	12
	70 Benzidine	184	10.383	10.381	(0.905)	37185	10.0000	4(a)
	71 Pyrene	202	10.464	10.461	(0.912)	247574	10.0000	11
$	72 Terphenyl-d14	244	10.586	10.584	(0.923)	148096	10.0000	10
	73 Butylbenzylphthalate	149	10.987	10.985	(0.958)	111677	10.0000	10
	75 Benzo(a)anthracene	228	11.457	11.455	(0.999)	226196	10.0000	11
	74 3,3'-Dichlorobenzidine	252	11.430	11.434	(0.997)	68542	10.0000	9(a)
*	76 Chrysene-d12	240	11.468	11.473	(1.000)	767517	40.0000	
	77 Chrysene	228	11.484	11.492	(1.001)	224858	10.0000	11
	78 bis(2-Ethylhexyl)phthalate	149	11.462	11.466	(1.000)	150690	10.0000	11
	79 Di-n-octylphthalate	149	11.986	11.989	(0.948)	269221	10.0000	11
	80 Benzo(b)fluoranthene	252	12.323	12.331	(0.975)	214972	10.0000	11
	81 Benzo(k)fluoranthene	252	12.344	12.352	(0.977)	256511	10.0000	12
	82 Benzo(a)pyrene	252	12.584	12.593	(0.996)	214350	10.0000	11
*	83 Perylene-d12	264	12.638	12.654	(1.000)	744489	40.0000	
	84 Indeno(1,2,3-cd)pyrene	276	13.599	13.618	(1.076)	241170	10.0000	11
	85 Dibenzo(a,h)anthracene	278	13.605	13.624	(1.077)	198686	10.0000	11
	86 Benzo(g,h,i)perylene	276	13.877	13.902	(1.098)	214527	10.0000	11

QC Flag Legend

a - Target compound detected but, quantitated amount
Below Limit Of Quantitation(BLOQ).
Q - Qualifier signal failed the ratio test.

(R) 6/1/2011

Data File: \\avogadro\organics\S3.I\101005.B\S3G8914.D
Date : 05-OCT-2010 12:43
Client ID: SSTD0203T
Sample Info: SSTD0203T,SSTD0203T
Volume Injected (uL): 1.0
Column phase: DB-5MS

Instrument: S3.i

Operator: MMS SRC: MMS
Column diameter: 0.25

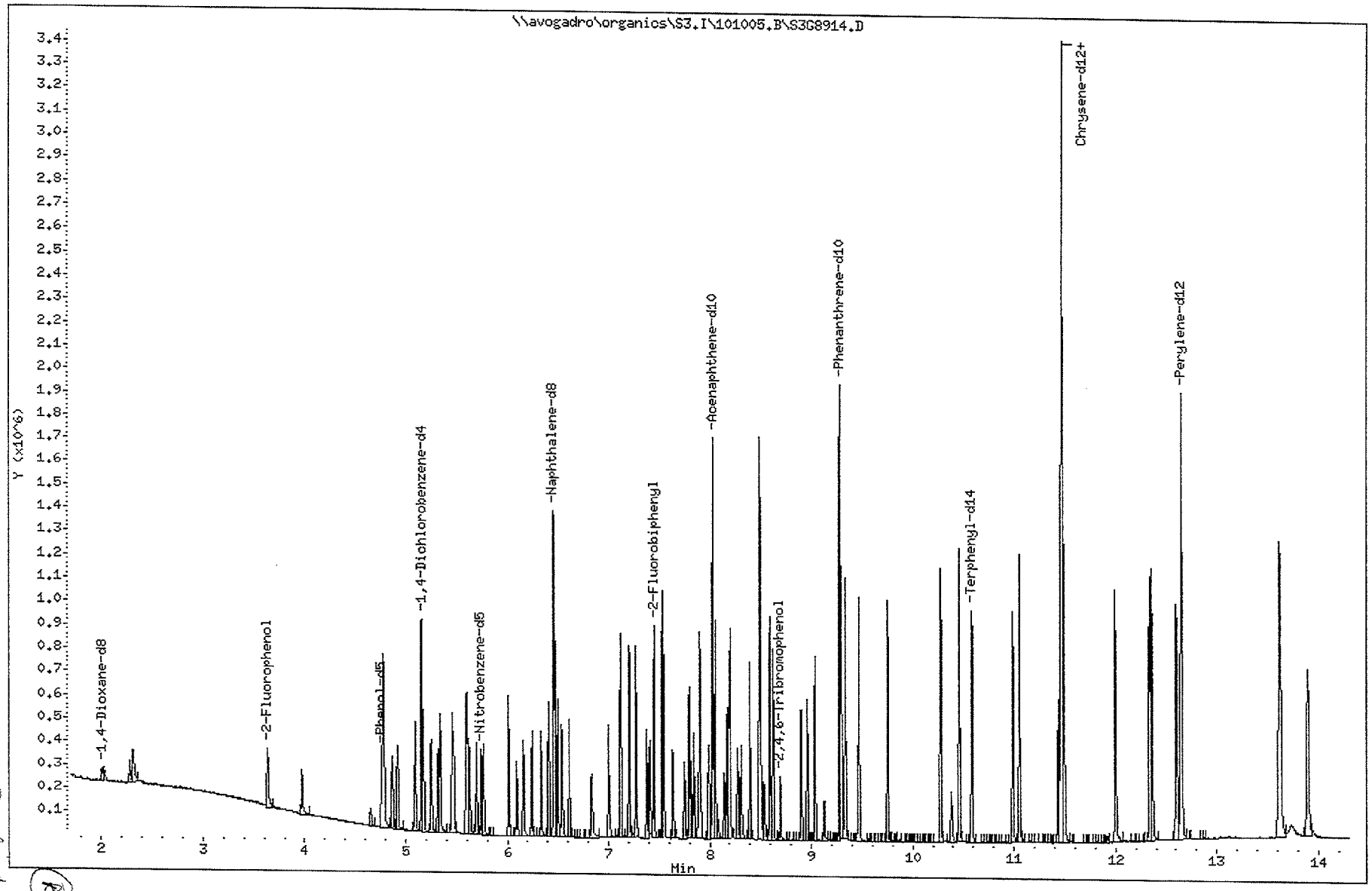

Data File: \\avogadro\organics\S3.I\101005.B\S3G8914.D
Report Date: 06-Oct-2010 17:43

Mitkem Laboratories

Data file : \\avogadro\organics\S3.I\101005.B\S3G8914.D
Lab Smp Id: SSTD0203T Client Smp ID: SSTD0203T
Inj Date : 05-OCT-2010 12:43
Operator : MMS SRC: MMS Inst ID: S3.i
Smp Info : SSTD0203T,SSTD0203T
Misc Info : 1,2
Comment :
Method : \\Avogadro\Organics\S3.I\101005.B\s3_8270C_N.m
Meth Date : 06-Oct-2010 17:41 S3.i Quant Type: ISTD
Cal Date : 05-OCT-2010 12:43 Cal File: S3G8914.D
Als bottle: 4 Calibration Sample, Level: 2
Dil Factor: 1.00000
Integrator: HP RTE Compound Sublist: allnew.sub
Target Version: 4.14

Concentration Formula: Amt * DF * Uf*(Vt/Vi)*(1/Vo) * CpndVariable

Name	Value	Description
DF	1.000	Dilution Factor
Uf	1.000	GPC Correction Factor
Vt	1000.000	Volume of final extract (uL)
Vi	1.000	Volume injected (uL)
Vo	1000.000	Volume of sample extracted (mL)
Cpnd Variable		Local Compound Variable

	Compounds	QUANT SIG MASS	RT	EXP RT	REL RT	RESPONSE	AMOUNTS CAL-AMT (ng)	AMOUNTS ON-COL (ng)
$	109 1,4-Dioxane-d8	96	2.005	2.000	(0.389)	21179	20.0000	19
	108 1,4-Dioxane	58	2.026	2.027	(0.393)	16172	20.0000	20
	1 N-Nitrosodimethylamine	74	2.277	2.282	(0.442)	43522	20.0000	20
	2 Pyridine	79	2.315	2.315	(0.449)	72894	20.0000	19
$	3 2-Fluorophenol	112	3.634	3.639	(0.705)	91388	20.0000	19
	101 Benzaldehyde	77	4.649	4.651	(0.902)	15957	20.0000	12
	7 Aniline	93	4.783	4.783	(0.927)	159996	20.0000	20
$	5 Phenol-d5	99	4.761	4.767	(0.923)	126368	20.0000	19
	6 Phenol	94	4.778	4.783	(0.926)	138412	20.0000	20
	8 bis(2-Chloroethyl)Ether	93	4.863	4.863	(0.943)	100445	20.0000	19
	10 2-Chlorophenol	128	4.922	4.921	(0.954)	108735	20.0000	19
	11 1,3-Dichlorobenzene	146	5.093	5.092	(0.988)	124345	20.0000	20
*	12 1,4-Dichlorobenzene-d4	152	5.157	5.159	(1.000)	162487	40.0000	
	13 1,4-Dichlorobenzene	146	5.173	5.173	(1.003)	123202	20.0000	20
	117 2-Ethyl-1-hexanol	57	5.253	5.151	(1.019)	123003	20.0000	19
	16 1,2-Dichlorobenzene	146	5.338	5.338	(1.035)	118392	20.0000	20
	15 Benzyl Alcohol	108	5.317	5.317	(1.031)	68478	20.0000	18
	18 2,2'-oxybis(1-Chloropropane)	45	5.472	5.472	(1.061)	198134	20.0000	20
	17 2-Methylphenol	108	5.456	5.456	(1.058)	96498	20.0000	19
	99 Acetophenone	105	5.595	5.595	(1.085)	143866	20.0000	20
	19 N-Nitroso-di-n-propylamine	70	5.606	5.605	(1.087)	74956	20.0000	19

(P) 6/20/14

page 828F

Data File: \\avogadro\organics\S3.I\101005.B\S3G8914.D
Report Date: 06-Oct-2010 17:43

	Compounds	QUANT SIG MASS	RT	EXP RT	REL RT	RESPONSE	AMOUNTS CAL-AMT (ng)	ON-COL (ng)
	20 4-Methylphenol	108	5.622	5.627	(1.090)	101491	20.0000	19
	21 Hexachloroethane	117	5.696	5.696	(1.105)	41766	20.0000	20
$	22 Nitrobenzene-d5	82	5.744	5.744	(0.890)	107517	20.0000	20
	23 Nitrobenzene	77	5.766	5.766	(0.893)	103248	20.0000	20
	24 Isophorone	82	6.012	6.011	(0.931)	202610	20.0000	20
	25 2-Nitrophenol	139	6.092	6.091	(0.944)	60535	20.0000	19
	26 2,4-Dimethylphenol	107	6.156	6.156	(0.954)	73660	20.0000	16
	27 bis(2-Chloroethoxy)methane	93	6.241	6.241	(0.967)	117675	20.0000	20
	29 2,4-Dichlorophenol	162	6.332	6.332	(0.981)	87731	20.0000	19
	30 1,2,4-Trichlorobenzene	180	6.407	6.412	(0.993)	101001	20.0000	20
*	31 Naphthalene-d8	136	6.455	6.462	(1.000)	603374	40.0000	
	32 Naphthalene	128	6.476	6.476	(1.003)	322415	20.0000	21
	115 alpha-Terpineol	59	6.498	6.503	(1.007)	75107	20.0000	19
	33 4-Chloroaniline	127	6.535	6.540	(1.012)	139645	20.0000	20
	34 Hexachlorobutadiene	225	6.610	6.610	(1.024)	47682	20.0000	20
	102 Caprolactam	113	6.834	6.855	(1.059)	38543	20.0000	19
	35 4-Chloro-3-Methylphenol	107	7.000	7.005	(1.084)	88852	20.0000	19
	36 2-Methylnaphthalene	142	7.117	7.117	(1.103)	217651	20.0000	21
	114 1-Methylnaphthalene	142	7.203	7.208	(1.116)	218523	20.0000	21
	38 Hexachlorocyclopentadiene	237	7.267	7.267	(0.905)	30306	20.0000	16
	112 1,2,4,5-Tetrachlorobenzene	216	7.272	7.272	(0.906)	95333	20.0000	21
	39 2,4,6-Trichlorophenol	196	7.379	7.379	(0.919)	60128	20.0000	19
	40 2,4,5-Trichlorophenol	196	7.411	7.411	(0.923)	65401	20.0000	20
$	41 2-Fluorobiphenyl	172	7.449	7.448	(0.928)	233538	20.0000	21
	98 1,1'-Biphenyl	154	7.534	7.534	(0.939)	287095	20.0000	22
	42 2-Chloronaphthalene	162	7.550	7.550	(0.941)	206325	20.0000	21
	43 2-Nitroaniline	65	7.636	7.641	(0.951)	59906	20.0000	20
	44 Dimethylphthalate	163	7.801	7.801	(0.972)	242169	20.0000	21
	45 2,6-Dinitrotoluene	165	7.849	7.849	(0.978)	58570	20.0000	20
	46 Acenaphthylene	152	7.903	7.908	(0.985)	344884	20.0000	21
*	48 Acenaphthene-d10	164	8.026	8.028	(1.000)	362125	40.0000	
	47 3-Nitroaniline	138	7.993	7.993	(0.996)	67731	20.0000	20
	49 Acenaphthene	153	8.058	8.057	(1.004)	213693	20.0000	21
	50 2,4-Dinitrophenol	184	8.084	8.084	(1.007)	16333	20.0000	10(a)
	52 Dibenzofuran	168	8.202	8.202	(1.022)	304952	20.0000	22
	53 2,4-Dinitrotoluene	165	8.191	8.191	(1.021)	79788	20.0000	21
	51 4-Nitrophenol	109	8.143	8.148	(1.015)	23734	20.0000	18(a)
	110 2,3,4,6-Tetrachlorophenol	232	8.314	8.314	(1.036)	50888	20.0000	19
	54 Diethylphthalate	149	8.394	8.399	(1.046)	238346	20.0000	21
	55 Fluorene	166	8.490	8.490	(1.058)	256355	20.0000	23
	56 4-Chlorophenyl-phenylether	204	8.490	8.490	(1.058)	111575	20.0000	22
	57 4-Nitroaniline	138	8.506	8.511	(1.060)	71339	20.0000	20
	58 4,6-Dinitro-2-methylphenol	198	8.538	8.538	(0.921)	38306	20.0000	16(a)
	59 N-Nitrosodiphenylamine	169	8.592	8.592	(0.926)	219091	20.0000	21
	97 Azobenzene	77	8.624	8.624	(0.930)	224916	20.0000	21
$	60 2,4,6-Tribromophenol	330	8.693	8.693	(0.937)	22189	20.0000	20
	61 4-Bromophenyl-phenylether	248	8.902	8.901	(0.960)	64765	20.0000	21
	62 Hexachlorobenzene	284	8.960	8.960	(0.966)	59800	20.0000	21
	100 Atrazine	200	9.035	9.035	(0.974)	67828	20.0000	21
	63 Pentachlorophenol	266	9.126	9.120	(0.984)	20551	20.0000	14(a)
*	64 Phenanthrene-d10	188	9.276	9.278	(1.000)	602657	40.0000	
	65 Phenanthrene	178	9.292	9.291	(1.002)	377120	20.0000	22
	66 Anthracene	178	9.334	9.334	(1.006)	389179	20.0000	22
	67 Carbazole	167	9.468	9.468	(1.021)	375349	20.0000	22

(P) 10/10/10

Data File: \\avogadro\organics\S3.I\101005.B\S3G8914.D
Report Date: 06-Oct-2010 17:43

	Compounds	QUANT SIG MASS	RT	EXP RT	REL RT	RESPONSE	AMOUNTS CAL-AMT (ng)	ON-COL (ng)
	68 Di-n-butylphthalate	149	9.751	9.751	(1.051)	423957	20.0000	22
	69 Fluoranthene	202	10.275	10.274	(1.108)	402155	20.0000	22
	70 Benzidine	184	10.381	10.381	(0.905)	90816	20.0000	12(a)
	71 Pyrene	202	10.462	10.461	(0.912)	433523	20.0000	20
$	72 Terphenyl-d14	244	10.584	10.584	(0.923)	260160	20.0000	20
	73 Butylbenzylphthalate	149	10.985	10.985	(0.958)	194614	20.0000	18
	75 Benzo(a)anthracene	228	11.461	11.455	(0.999)	395397	20.0000	21
	74 3,3'-Dichlorobenzidine	252	11.434	11.434	(0.997)	122276	20.0000	18
*	76 Chrysene-d12	240	11.471	11.473	(1.000)	691732	40.0000	
	77 Chrysene	228	11.493	11.492	(1.002)	397592	20.0000	21
	78 bis(2-Ethylhexyl)phthalate	149	11.466	11.466	(1.000)	259581	20.0000	20
	79 Di-n-octylphthalate	149	11.995	11.989	(0.948)	482262	20.0000	21
	80 Benzo(b)fluoranthene	252	12.337	12.331	(0.976)	392896	20.0000	21
	81 Benzo(k)fluoranthene	252	12.358	12.352	(0.977)	444762	20.0000	23
	82 Benzo(a)pyrene	252	12.598	12.593	(0.996)	390847	20.0000	22
*	83 Perylene-d12	264	12.646	12.654	(1.000)	695780	40.0000	
	84 Indeno(1,2,3-cd)pyrene	276	13.619	13.618	(1.077)	437089	20.0000	21
	85 Dibenzo(a,h)anthracene	278	13.624	13.624	(1.077)	361601	20.0000	22
	86 Benzo(g,h,i)perylene	276	13.897	13.902	(1.099)	384773	20.0000	21

QC Flag Legend

a - Target compound detected but, quantitated amount Below Limit Of Quantitation(BLOQ).

(P) 4/20/11

Data File: \\avogadro\organics\S3.I\101005.B\S3G8911A.D
Date : 05-OCT-2010 11:34
Client ID: SSTD0503T
Sample Info: SSTD0503T,SSTD0503T
Volume Injected (uL): 1.0
Column phase: DB-5MS

Instrument: S3.i

Operator: MMS SRC: MMS
Column diameter: 0.25

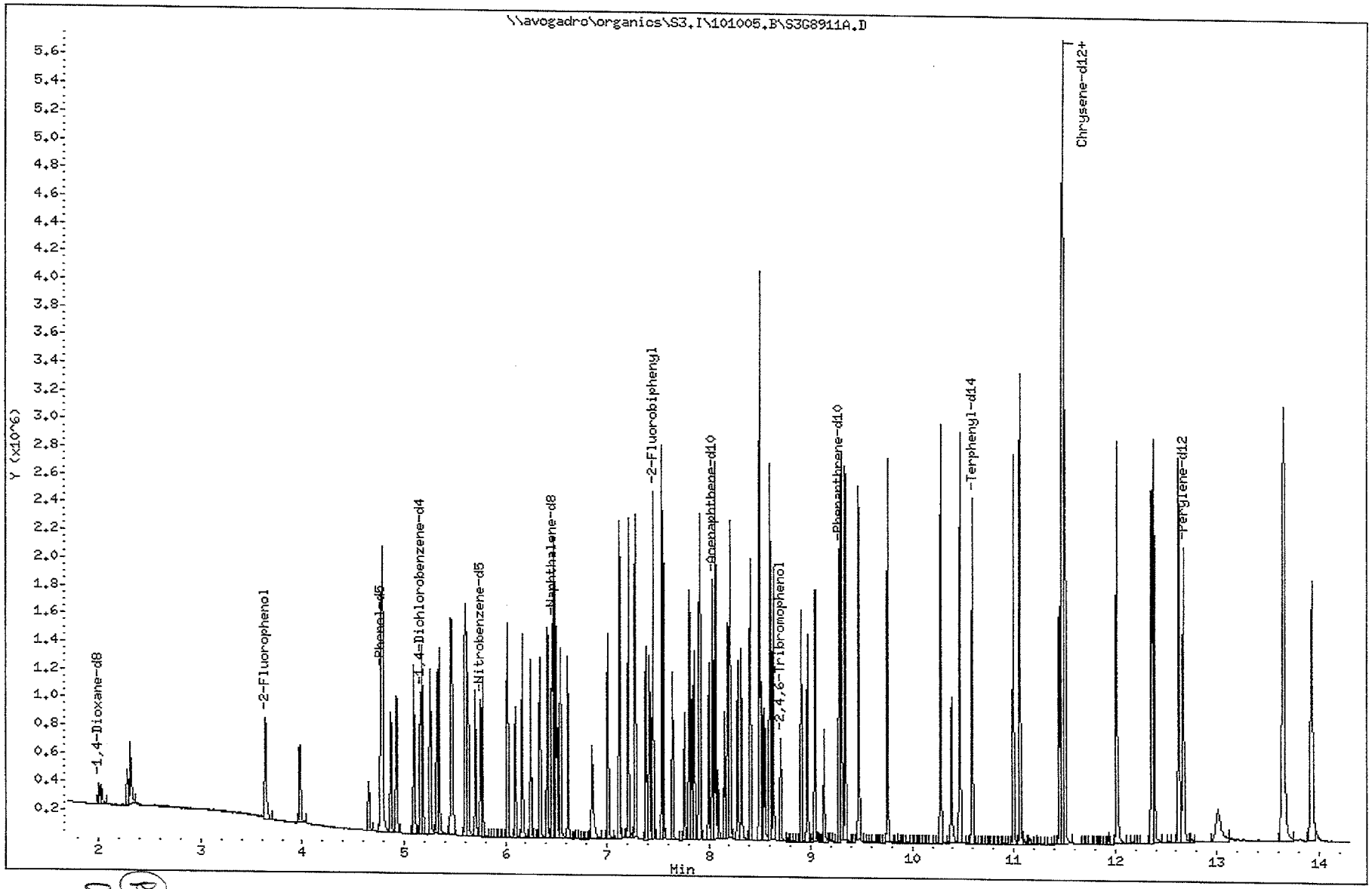

T8288 page

Data File: \\avogadro\organics\S3.I\101005.B\S3G8911A.D
Report Date: 06-Oct-2010 17:43

Mitkem Laboratories

Data file : \\avogadro\organics\S3.I\101005.B\S3G8911A.D
Lab Smp Id: SSTD0503T Client Smp ID: SSTD0503T
Inj Date : 05-OCT-2010 11:34
Operator : MMS SRC: MMS Inst ID: S3.i
Smp Info : SSTD0503T,SSTD0503T
Misc Info : 2,3
Comment :
Method : \\Avogadro\Organics\S3.I\101005.B\s3_8270C_N.m
Meth Date : 06-Oct-2010 17:41 S3.i Quant Type: ISTD
Cal Date : 26-SEP-2010 12:54 Cal File: S3G8627.D
Als bottle: 1 Calibration Sample, Level: 3
Dil Factor: 1.00000
Integrator: HP RTE Compound Sublist: allnew.sub
Target Version: 4.14

Concentration Formula: Amt * DF * Uf*(Vt/Vi)*(1/Vo) * CpndVariable

Name	Value	Description
DF	1.000	Dilution Factor
Uf	1.000	GPC Correction Factor
Vt	1000.000	Volume of final extract (uL)
Vi	1.000	Volume injected (uL)
Vo	1000.000	Volume of sample extracted (mL)
Cpnd Variable		Local Compound Variable

	Compounds	QUANT SIG MASS	RT	EXP RT	REL RT	RESPONSE	AMOUNTS CAL-AMT (ng)	ON-COL (ng)
$	109 1,4-Dioxane-d8	96	2.000	2.000	(0.388)	58182	50.0000	51
	108 1,4-Dioxane	58	2.027	2.027	(0.393)	40739	50.0000	50
	1 N-Nitrosodimethylamine	74	2.278	2.282	(0.442)	113140	50.0000	50
	2 Pyridine	79	2.305	2.315	(0.447)	195464	50.0000	50
$	3 2-Fluorophenol	112	3.635	3.639	(0.705)	256026	50.0000	52
	101 Benzaldehyde	77	4.655	4.651	(0.903)	75101	50.0000	54
	7 Aniline	93	4.789	4.783	(0.929)	435457	50.0000	54
$	5 Phenol-d5	99	4.773	4.767	(0.925)	353964	50.0000	52
	6 Phenol	94	4.789	4.783	(0.929)	381271	50.0000	52
	8 bis(2-Chloroethyl)Ether	93	4.869	4.863	(0.944)	278067	50.0000	52
	10 2-Chlorophenol	128	4.928	4.921	(0.955)	303093	50.0000	52
	11 1,3-Dichlorobenzene	146	5.098	5.092	(0.989)	331971	50.0000	52
*	12 1,4-Dichlorobenzene-d4	152	5.157	5.159	(1.000)	166751	40.0000	(Q)
	13 1,4-Dichlorobenzene	146	5.179	5.173	(1.004)	336062	50.0000	52
	117 2-Ethyl-1-hexanol	57	5.259	5.151	(1.020)	339979	50.0000	52
	16 1,2-Dichlorobenzene	146	5.344	5.338	(1.036)	315468	50.0000	52
	15 Benzyl Alcohol	108	5.323	5.317	(1.032)	201581	50.0000	53
	18 2,2'-oxybis(1-Chloropropane)	45	5.478	5.472	(1.062)	531493	50.0000	52
	17 2-Methylphenol	108	5.462	5.456	(1.059)	276804	50.0000	53
	99 Acetophenone	105	5.601	5.595	(1.086)	386003	50.0000	52
	19 N-Nitroso-di-n-propylamine	70	5.611	5.605	(1.088)	208056	50.0000	52

P 4/30/14

Data File: \\avogadro\organics\S3.I\101005.B\S3G8911A.D
Report Date: 06-Oct-2010 17:43

	Compounds	QUANT SIG MASS	RT	EXP RT	REL RT	RESPONSE	AMOUNTS CAL-AMT (ng)	ON-COL (ng)
	20 4-Methylphenol	108	5.627	5.627	(1.091)	289832	50.0000	52
	21 Hexachloroethane	117	5.702	5.696	(1.106)	113269	50.0000	52
$	22 Nitrobenzene-d5	82	5.750	5.744	(0.890)	295322	50.0000	52
	23 Nitrobenzene	77	5.772	5.766	(0.893)	282301	50.0000	52
	24 Isophorone	82	6.017	6.011	(0.931)	558092	50.0000	52
	25 2-Nitrophenol	139	6.097	6.091	(0.944)	172763	50.0000	53
	26 2,4-Dimethylphenol	107	6.162	6.156	(0.954)	271345	50.0000	56
	27 bis(2-Chloroethoxy)methane	93	6.247	6.241	(0.967)	328064	50.0000	52
	29 2,4-Dichlorophenol	162	6.338	6.332	(0.981)	247092	50.0000	52
	30 1,2,4-Trichlorobenzene	180	6.418	6.412	(0.993)	273289	50.0000	52
*	31 Naphthalene-d8	136	6.461	6.462	(1.000)	631422	40.0000	
	32 Naphthalene	128	6.482	6.476	(1.003)	855498	50.0000	53
	115 alpha-Terpineol	59	6.503	6.503	(1.007)	214217	50.0000	53
	33 4-Chloroaniline	127	6.546	6.540	(1.013)	386321	50.0000	53
	34 Hexachlorobutadiene	225	6.616	6.610	(1.024)	128727	50.0000	52
	102 Caprolactam	113	6.856	6.855	(1.061)	112215	50.0000	53
	35 4-Chloro-3-Methylphenol	107	7.011	7.005	(1.085)	255440	50.0000	53
	36 2-Methylnaphthalene	142	7.123	7.117	(1.103)	583988	50.0000	53
	114 1-Methylnaphthalene	142	7.214	7.208	(1.117)	570701	50.0000	53
	38 Hexachlorocyclopentadiene	237	7.278	7.267	(0.906)	114451	50.0000	58
	112 1,2,4,5-Tetrachlorobenzene	216	7.278	7.272	(0.906)	253676	50.0000	53
	39 2,4,6-Trichlorophenol	196	7.385	7.379	(0.919)	171365	50.0000	52
	40 2,4,5-Trichlorophenol	196	7.417	7.411	(0.923)	184629	50.0000	52
$	41 2-Fluorobiphenyl	172	7.454	7.448	(0.928)	631587	50.0000	53
	98 1,1'-Biphenyl	154	7.540	7.534	(0.938)	740066	50.0000	53
	42 2-Chloronaphthalene	162	7.556	7.550	(0.940)	544395	50.0000	52
	43 2-Nitroaniline	65	7.647	7.641	(0.951)	166151	50.0000	52
	44 Dimethylphthalate	163	7.807	7.801	(0.971)	654350	50.0000	53
	45 2,6-Dinitrotoluene	165	7.855	7.849	(0.977)	168031	50.0000	52
	46 Acenaphthylene	152	7.914	7.908	(0.985)	925688	50.0000	54
*	48 Acenaphthene-d10	164	8.037	8.028	(1.000)	387158	40.0000	
	47 3-Nitroaniline	138	7.999	7.993	(0.995)	188418	50.0000	52
	49 Acenaphthene	153	8.063	8.057	(1.003)	565594	50.0000	53
	50 2,4-Dinitrophenol	184	8.090	8.084	(1.007)	83107	50.0000	48
	52 Dibenzofuran	168	8.213	8.202	(1.022)	794613	50.0000	53
	53 2,4-Dinitrotoluene	165	8.197	8.191	(1.020)	220549	50.0000	54
	51 4-Nitrophenol	109	8.154	8.148	(1.015)	70215	50.0000	50
	110 2,3,4,6-Tetrachlorophenol	232	8.320	8.314	(1.035)	146322	50.0000	52
	54 Diethylphthalate	149	8.405	8.399	(1.046)	643328	50.0000	52
	55 Fluorene	166	8.496	8.490	(1.057)	643010	50.0000	53
	56 4-Chlorophenyl-phenylether	204	8.496	8.490	(1.057)	281828	50.0000	53
	57 4-Nitroaniline	138	8.517	8.511	(1.060)	203458	50.0000	53
	58 4,6-Dinitro-2-methylphenol	198	8.544	8.538	(0.921)	130379	50.0000	50
	59 N-Nitrosodiphenylamine	169	8.598	8.592	(0.926)	582281	50.0000	52
	97 Azobenzene	77	8.630	8.624	(0.930)	598749	50.0000	51
$	60 2,4,6-Tribromophenol	330	8.704	8.693	(0.938)	62502	50.0000	52
	61 4-Bromophenyl-phenylether	248	8.907	8.901	(0.960)	171735	50.0000	52
	62 Hexachlorobenzene	284	8.966	8.960	(0.966)	157431	50.0000	52
	100 Atrazine	200	9.046	9.035	(0.975)	190074	50.0000	54
	63 Pentachlorophenol	266	9.132	9.120	(0.984)	78424	50.0000	49
*	64 Phenanthrene-d10	188	9.281	9.278	(1.000)	646024	40.0000	
	65 Phenanthrene	178	9.303	9.291	(1.002)	972605	50.0000	53
	66 Anthracene	178	9.345	9.334	(1.007)	993212	50.0000	53
	67 Carbazole	167	9.474	9.468	(1.021)	970037	50.0000	52

(P) 6/20/11

Page 828K

Data File: \\avogadro\organics\S3.I\101005.B\S3G8911A.D
Report Date: 06-Oct-2010 17:43

	Compounds	QUANT SIG MASS	RT	EXP RT	REL RT	RESPONSE	AMOUNTS CAL-AMT (ng)	AMOUNTS ON-COL (ng)
	68 Di-n-butylphthalate	149	9.757	9.751	(1.051)	1119739	50.0000	54
	69 Fluoranthene	202	10.280	10.274	(1.108)	1035899	50.0000	53
	70 Benzidine	184	10.387	10.381	(0.904)	415629	50.0000	56
	71 Pyrene	202	10.467	10.461	(0.911)	1108447	50.0000	52
$	72 Terphenyl-d14	244	10.596	10.584	(0.922)	665795	50.0000	52
	73 Butylbenzylphthalate	149	10.996	10.985	(0.957)	554866	50.0000	52
	75 Benzo(a)anthracene	228	11.472	11.455	(0.999)	995519	50.0000	52
	74 3,3'-Dichlorobenzidine	252	11.450	11.434	(0.997)	349492	50.0000	52
*	76 Chrysene-d12	240	11.488	11.473	(1.000)	698337	40.0000	
	77 Chrysene	228	11.504	11.492	(1.001)	1001577	50.0000	52
	78 bis(2-Ethylhexyl)phthalate	149	11.482	11.466	(1.000)	686941	50.0000	54
	79 Di-n-octylphthalate	149	12.017	11.989	(0.948)	1343844	50.0000	53
	80 Benzo(b)fluoranthene	252	12.364	12.331	(0.976)	1115209	50.0000	54
	81 Benzo(k)fluoranthene	252	12.385	12.352	(0.977)	1057412	50.0000	50
	82 Benzo(a)pyrene	252	12.626	12.593	(0.996)	1016572	50.0000	52
*	83 Perylene-d12	264	12.674	12.654	(1.000)	762751	40.0000	
	84 Indeno(1,2,3-cd)pyrene	276	13.651	13.618	(1.077)	1129261	50.0000	50
	85 Dibenzo(a,h)anthracene	278	13.657	13.624	(1.078)	918994	50.0000	51
	86 Benzo(g,h,i)perylene	276	13.929	13.902	(1.099)	1014295	50.0000	51

QC Flag Legend

Q - Qualifier signal failed the ratio test.

(R)
6/20/11

Data File: \\avogadro\organics\S3.I\101006.B\S3G8963.D
Report Date: 20-Jan-2011 12:51

Mitkem Laboratories

Data file : \\avogadro\organics\S3.I\101006.B\S3G8963.D
Lab Smp Id: J1878-03A Client Smp ID: 690-SB-82 (0.2'-4.0
Inj Date : 06-OCT-2010 17:18
Operator : MMS SRC: LIMS Inst ID: S3.i
Smp Info : J1878-03A,,54439,,
Misc Info :
Comment :
Method : \\avogadro\organics\S3.I\101006.B\s3_8270C_N.m
Meth Date : 20-Jan-2011 12:50 przemek Quant Type: ISTD
Cal Date : 05-OCT-2010 15:21 Cal File: S3G8916B.D
Als bottle: 13
Dil Factor: 1.00000
Integrator: HP RTE Compound Sublist: 8270C.sub
Target Version: 4.14
Processing Host: TARGET113

- NO TENTATIVELY IDENTIFIED COMPOUNDS -

0507A

Data File: \\avogadro\organics\S3.I\101006.B\S3G8964.D
Report Date: 20-Jan-2011 12:51

Mitkem Laboratories

Data file : \\avogadro\organics\S3.I\101006.B\S3G8964.D
Lab Smp Id: J1878-04A Client Smp ID: 690-SB-82 (0.2-4.0'
Inj Date : 06-OCT-2010 17:41
Operator : MMS SRC: LIMS Inst ID: S3.i
Smp Info : J1878-04A,,54439,,
Misc Info :
Comment :
Method : \\avogadro\organics\S3.I\101006.B\s3_8270C_N.m
Meth Date : 20-Jan-2011 12:50 przemek Quant Type: ISTD
Cal Date : 05-OCT-2010 15:21 Cal File: S3G8916B.D
Als bottle: 14
Dil Factor: 1.00000
Integrator: HP RTE Compound Sublist: 8270C.sub
Target Version: 4.14
Processing Host: TARGET113

- NO TENTATIVELY IDENTIFIED COMPOUNDS -

0513A

Data File: \\avogadro\organics\S3.I\101006.B\S3G8965.D
Report Date: 20-Jan-2011 12:51

Mitkem Laboratories

Data file : \\avogadro\organics\S3.I\101006.B\S3G8965.D
Lab Smp Id: J1878-05A Client Smp ID: 690-SB-81(4.0'-7.9'
Inj Date : 06-OCT-2010 18:04
Operator : MMS SRC: LIMS Inst ID: S3.i
Smp Info : J1878-05A,,54439,,
Misc Info :
Comment :
Method : \\avogadro\organics\S3.I\101006.B\s3_8270C_N.m
Meth Date : 20-Jan-2011 12:50 przemek Quant Type: ISTD
Cal Date : 05-OCT-2010 15:21 Cal File: S3G8916B.D
Als bottle: 15
Dil Factor: 1.00000
Integrator: HP RTE Compound Sublist: 8270C.sub
Target Version: 4.14
Processing Host: TARGET113

- NO TENTATIVELY IDENTIFIED COMPOUNDS -

0527A

Data File: \\avogadro\organics\S3.I\101006.B\S3G8966.D
Report Date: 20-Jan-2011 12:51

Mitkem Laboratories

Data file : \\avogadro\organics\S3.I\101006.B\S3G8966.D
Lab Smp Id: J1878-07A Client Smp ID: 690-SB-75 (6.5'-7.0
Inj Date : 06-OCT-2010 18:27
Operator : MMS SRC: LIMS Inst ID: S3.i
Smp Info : J1878-07A,,54439,,
Misc Info :
Comment :
Method : \\avogadro\organics\S3.I\101006.B\s3_8270C_N.m
Meth Date : 20-Jan-2011 12:50 przemek Quant Type: ISTD
Cal Date : 05-OCT-2010 15:21 Cal File: S3G8916B.D
Als bottle: 16
Dil Factor: 1.00000
Integrator: HP RTE Compound Sublist: 8270C.sub
Target Version: 4.14
Processing Host: TARGET113

- NO TENTATIVELY IDENTIFIED COMPOUNDS -

0535A

Data File: \\avogadro\organics\S3.I\101006.B\S3G8967.D
Report Date: 20-Jan-2011 12:51

Mitkem Laboratories

Data file : \\avogadro\organics\S3.I\101006.B\S3G8967.D
Lab Smp Id: J1878-08A Client Smp ID: 690-SB-78 (7.2'-8.0
Inj Date : 06-OCT-2010 18:49
Operator : MMS SRC: LIMS Inst ID: S3.i
Smp Info : J1878-08A,,54439,,
Misc Info :
Comment :
Method : \\avogadro\organics\S3.I\101006.B\s3_8270C_N.m
Meth Date : 20-Jan-2011 12:50 przemek Quant Type: ISTD
Cal Date : 05-OCT-2010 15:21 Cal File: S3G8916B.D
Als bottle: 17
Dil Factor: 1.00000
Integrator: HP RTE Compound Sublist: 8270C.sub
Target Version: 4.14
Processing Host: TARGET113

Concentration Formula: Amt * DF * Uf*(Vt/Vi)*(1/Ws)*(100/(100-M)) * CpndVari

Name	Value	Description
DF	1.000	Dilution Factor
Uf	1.000	GPC correction factor
Vt	1000.000	Volume of final extract (uL)(1000 low, 2
Vi	1.000	Volume injected (uL)
Ws	30.400	Weight of sample extracted (g)
M	10.000	% Moisture
Cpnd Variable		Local Compound Variable

ISTD	RT	AREA	AMOUNT
* 31 Naphthalene-d8	6.417	1113833	40.000
* 48 Acenaphthene-d10	7.982	1352009	40.000
* 64 Phenanthrene-d10	9.221	1127342	40.000

	CONCENTRATIONS				QUANT		
RT	AREA	ON-COL(ng)	FINAL(ug/Kg)	QUAL	LIBRARY	LIB ENTRY	CPND #
Unknown				CAS #:			
6.855	199263	7.15594915	260	0		0	31
Unknown				CAS #:			
7.389	149415	4.42052743	160	0		0	48
Unknown				CAS #:			
7.779	288075	8.52286736	310	0		0	48

0540A

Data File: \\avogadro\organics\S3.I\101006.B\S3G8967.D
Report Date: 20-Jan-2011 12:51

RT	AREA	CONCENTRATIONS ON-COL(ng)	FINAL(ug/Kg)	QUAL	QUANT LIBRARY	LIB ENTRY	CPND #
Pentadecane, 2,6,10-trimethyl-					CAS #: 3892-00-0		
8.553	417310	12.3463726	450	94	NIST2002.L	91053	48
Pentadecane, 2,6,10,14-tetramethyl-					CAS #: 1921-70-6		
8.778	795665	28.2315094	1000	98	NIST2002.L	99493	64
Unknown					CAS #:		
8.927	190641	6.76427544	250	0		0	64
Hexadecane, 2,6,10,14-tetramethyl-					CAS #: 638-36-8		
9.162	1074471	38.1240400	1400	96	NIST2002.L	107670	64
Dodecane, 4,6-dimethyl-					CAS #: 61141-72-8		
9.451	1011595	35.8930769	1300	92	NIST2002.L	55028	64
Pentadecane, 3-methyl-					CAS #: 2882-96-4		
9.526	985190	34.9561956	1300	86	NIST2002.L	73977	64
Unknown					CAS #:		
10.226	1629552	57.8192342	2100	0		0	64

0540B

Data File: \\avogadro\organics\S3.I\101006.B\S3G8968.D
Report Date: 20-Jan-2011 12:51

Mitkem Laboratories

Data file : \\avogadro\organics\S3.I\101006.B\S3G8968.D
Lab Smp Id: J1878-10A Client Smp ID: 690-SB-78 (6.5'-7.0
Inj Date : 06-OCT-2010 19:13
Operator : MMS SRC: LIMS Inst ID: S3.i
Smp Info : J1878-10A,,54439,,
Misc Info :
Comment :
Method : \\avogadro\organics\S3.I\101006.B\s3_8270C_N.m
Meth Date : 20-Jan-2011 12:50 przemek Quant Type: ISTD
Cal Date : 05-OCT-2010 15:21 Cal File: S3G8916B.D
Als bottle: 18
Dil Factor: 1.00000
Integrator: HP RTE Compound Sublist: 8270C.sub
Target Version: 4.14
Processing Host: TARGET113

Concentration Formula: Amt * DF * Uf*(Vt/Vi)*(1/Ws)*(100/(100-M)) * CpndVari

Name	Value	Description
DF	1.000	Dilution Factor
Uf	1.000	GPC correction factor
Vt	1000.000	Volume of final extract (uL)(1000 low, 2
Vi	1.000	Volume injected (uL)
Ws	30.300	Weight of sample extracted (g)
M	6.000	% Moisture
Cpnd Variable		Local Compound Variable

ISTD	RT	AREA	AMOUNT
* 31 Naphthalene-d8	6.417	1106471	40.000
* 48 Acenaphthene-d10	7.983	1592414	40.000

		CONCENTRATIONS			QUANT		
RT	AREA	ON-COL(ng)	FINAL(ug/Kg)	QUAL	LIBRARY	LIB ENTRY	CPND #
Unknown				CAS #:			
6.850	249180	9.00810101	320	0		0	31
Unknown				CAS #:			
7.128	434692	15.7145285	550	0		0	31
Decahydro-4,4,8,9,10-pentamethylnaphthal				CAS #: 80655-44-3			
7.475	342796	8.61072522	300	94	NIST2002.L	61716	48
Unknown				CAS #:			
7.737	467440	11.7416583	410	0		0	48

0557A

Data File: \\avogadro\organics\S3.I\101006.B\S3G8968.D
Report Date: 20-Jan-2011 12:51

		CONCENTRATIONS			QUANT		
RT	AREA	ON-COL(ng)	FINAL(ug/Kg)	QUAL	LIBRARY	LIB ENTRY	CPND #
Unknown				CAS #:			
7.790	167262	4.20145867	150	0		0	48
Unknown				CAS #:			
7.876	280241	7.03939765	250	0		0	48
Unknown				CAS #:			
7.913	596707	14.9887425	530	0		0	48
Unknown				CAS #:			
8.025	226211	5.68222025	200	0		0	48
Unknown				CAS #:			
8.277	888110	22.3085263	780	0		0	48
Unknown				CAS #:			
8.330	893738	22.4498830	790	0		0	48

0557B

Data File: \\avogadro\organics\S3.I\101006.B\S3G8969.D
Report Date: 20-Jan-2011 12:51

Mitkem Laboratories

Data file : \\avogadro\organics\S3.I\101006.B\S3G8969.D
Lab Smp Id: J1878-13A Client Smp ID: 690-SB-33 (0.6'-1.6
Inj Date : 06-OCT-2010 19:36
Operator : MMS SRC: LIMS Inst ID: S3.i
Smp Info : J1878-13A,,54439,,
Misc Info :
Comment :
Method : \\avogadro\organics\S3.I\101006.B\s3_8270C_N.m
Meth Date : 20-Jan-2011 12:50 przemek Quant Type: ISTD
Cal Date : 05-OCT-2010 15:21 Cal File: S3G8916B.D
Als bottle: 19
Dil Factor: 1.00000
Integrator: HP RTE Compound Sublist: 8270C.sub
Target Version: 4.14
Processing Host: TARGET113

- NO TENTATIVELY IDENTIFIED COMPOUNDS -

0578A

Data File: \\avogadro\organics\S3.I\101006.B\S3G8970.D
Report Date: 20-Jan-2011 12:51

Mitkem Laboratories

Data file : \\avogadro\organics\S3.I\101006.B\S3G8970.D
Lab Smp Id: J1878-14A Client Smp ID: 690-SB-37 (0.7'-1.9
Inj Date : 06-OCT-2010 19:59
Operator : MMS SRC: LIMS Inst ID: S3.i
Smp Info : J1878-14A,,54439,,
Misc Info :
Comment :
Method : \\avogadro\organics\S3.I\101006.B\s3_8270C_N.m
Meth Date : 20-Jan-2011 12:50 przemek Quant Type: ISTD
Cal Date : 05-OCT-2010 15:21 Cal File: S3G8916B.D
Als bottle: 20
Dil Factor: 1.00000
Integrator: HP RTE Compound Sublist: 8270C.sub
Target Version: 4.14
Processing Host: TARGET113

- NO TENTATIVELY IDENTIFIED COMPOUNDS -

0596A

Data File: \\avogadro\organics\S3.I\101006.B\S3G8971.D
Report Date: 20-Jan-2011 12:51

Mitkem Laboratories

Data file : \\avogadro\organics\S3.I\101006.B\S3G8971.D
Lab Smp Id: J1878-15A Client Smp ID: 690-SB-39 (0.5'-1.0
Inj Date : 06-OCT-2010 20:22
Operator : MMS SRC: LIMS Inst ID: S3.i
Smp Info : J1878-15A,,54439,,
Misc Info :
Comment :
Method : \\avogadro\organics\S3.I\101006.B\s3_8270C_N.m
Meth Date : 20-Jan-2011 12:50 przemek Quant Type: ISTD
Cal Date : 05-OCT-2010 15:21 Cal File: S3G8916B.D
Als bottle: 21
Dil Factor: 1.00000
Integrator: HP RTE Compound Sublist: 8270C.sub
Target Version: 4.14
Processing Host: TARGET113

- NO TENTATIVELY IDENTIFIED COMPOUNDS -

0601A

Data File: \\avogadro\organics\S3.I\101006.B\S3G8972.D
Report Date: 20-Jan-2011 12:51

Mitkem Laboratories

Data file : \\avogadro\organics\S3.I\101006.B\S3G8972.D
Lab Smp Id: J1878-16A Client Smp ID: 690-SB-40 (0.5'-2.0
Inj Date : 06-OCT-2010 20:44
Operator : MMS SRC: LIMS Inst ID: S3.i
Smp Info : J1878-16A,,54439,,
Misc Info :
Comment :
Method : \\avogadro\organics\S3.I\101006.B\s3_8270C_N.m
Meth Date : 20-Jan-2011 12:50 przemek Quant Type: ISTD
Cal Date : 05-OCT-2010 15:21 Cal File: S3G8916B.D
Als bottle: 22
Dil Factor: 1.00000
Integrator: HP RTE Compound Sublist: 8270C.sub
Target Version: 4.14
Processing Host: TARGET113

- NO TENTATIVELY IDENTIFIED COMPOUNDS -

0607A

Data File: \\avogadro\organics\S3.I\101006.B\S3G8973.D
Report Date: 20-Jan-2011 12:51

Mitkem Laboratories

Data file : \\avogadro\organics\S3.I\101006.B\S3G8973.D
Lab Smp Id: J1878-17A Client Smp ID: 690-SB-41 (0.6'-2.3
Inj Date : 06-OCT-2010 21:07
Operator : MMS SRC: LIMS Inst ID: S3.i
Smp Info : J1878-17A,,54439,,
Misc Info :
Comment :
Method : \\avogadro\organics\S3.I\101006.B\s3_8270C_N.m
Meth Date : 20-Jan-2011 12:50 przemek Quant Type: ISTD
Cal Date : 05-OCT-2010 15:21 Cal File: S3G8916B.D
Als bottle: 23
Dil Factor: 1.00000
Integrator: HP RTE Compound Sublist: 8270C.sub
Target Version: 4.14
Processing Host: TARGET113

Concentration Formula: Amt * DF * Uf*(Vt/Vi)*(1/Ws)*(100/(100-M)) * CpndVari

Name	Value	Description
DF	1.000	Dilution Factor
Uf	1.000	GPC correction factor
Vt	1000.000	Volume of final extract (uL)(1000 low, 2
Vi	1.000	Volume injected (uL)
Ws	30.500	Weight of sample extracted (g)
M	13.000	% Moisture
Cpnd Variable		Local Compound Variable

ISTD	RT	AREA	AMOUNT
* 48 Acenaphthene-d10	7.983	1107726	40.000
* 64 Phenanthrene-d10	9.217	1178968	40.000
* 76 Chrysene-d12	11.391	1593050	40.000

		CONCENTRATIONS			QUANT		
RT	AREA	ON-COL(ng)	FINAL(ug/Kg)	QUAL	LIBRARY	LIB ENTRY	CPND #
Pentadecane				CAS #: 629-62-9			
7.950	117933	4.25856408	160	97	NIST2002.L	64571	48
Hexadecane				CAS #: 544-76-3			
8.367	131301	4.74128253	180	97	NIST2002.L	73968	48
Heptadecane				CAS #: 629-78-7			
8.757	156658	5.31508344	200	98	NIST2002.L	82608	64

0612A

Data File: \\avogadro\organics\S3.I\101006.B\S3G8973.D
Report Date: 20-Jan-2011 12:51

		CONCENTRATIONS			QUANT		
RT	AREA	ON-COL(ng)	FINAL(ug/Kg)	QUAL	LIBRARY	LIB ENTRY	CPND #
Octadecane				CAS #: 593-45-3			
9.126	130636	4.43221732	170	99	NIST2002.L	91035	64
Nonadecane				CAS #: 629-92-5			
9.478	128393	4.35610781	160	98	NIST2002.L	99477	64
Eicosane				CAS #: 112-95-8			
9.810	122497	4.15607330	160	98	NIST2002.L	107651	64
Heneicosane				CAS #: 629-94-7			
10.130	125738	4.26602234	160	98	NIST2002.L	115570	64
Octacosane				CAS #: 630-02-4			
10.723	164250	4.12416009	160	91	NIST2002.L	155178	76
Tetracosane				CAS #: 646-31-1			
11.006	160304	4.02508340	150	95	NIST2002.L	136479	76
Tetracosane				CAS #: 646-31-1			
11.273	174107	4.37167491	160	91	NIST2002.L	136481	76

0612B

Data File: \\avogadro\organics\S3.I\101006.B\S3G8974.D
Report Date: 20-Jan-2011 12:51

Mitkem Laboratories

Data file : \\avogadro\organics\S3.I\101006.B\S3G8974.D
Lab Smp Id: J1878-18A Client Smp ID: 690-SB-48 (0.6'-3.4
Inj Date : 06-OCT-2010 21:30
Operator : MMS SRC: LIMS Inst ID: S3.i
Smp Info : J1878-18A,,54439,,
Misc Info :
Comment :
Method : \\avogadro\organics\S3.I\101006.B\s3_8270C_N.m
Meth Date : 20-Jan-2011 12:50 przemek Quant Type: ISTD
Cal Date : 05-OCT-2010 15:21 Cal File: S3G8916B.D
Als bottle: 24
Dil Factor: 1.00000
Integrator: HP RTE Compound Sublist: 8270C.sub
Target Version: 4.14
Processing Host: TARGET113

- NO TENTATIVELY IDENTIFIED COMPOUNDS -

06284

Data File: \\avogadro\organics\S3.I\101006.B\S3G8975.D
Report Date: 20-Jan-2011 12:51

Mitkem Laboratories

Data file : \\avogadro\organics\S3.I\101006.B\S3G8975.D
Lab Smp Id: J1878-19A Client Smp ID: 690-SB-50 (0.6'-3.5
Inj Date : 06-OCT-2010 21:53
Operator : MMS SRC: LIMS Inst ID: S3.i
Smp Info : J1878-19A,,54439,,
Misc Info :
Comment :
Method : \\avogadro\organics\S3.I\101006.B\s3_8270C_N.m
Meth Date : 20-Jan-2011 12:50 przemek Quant Type: ISTD
Cal Date : 05-OCT-2010 15:21 Cal File: S3G8916B.D
Als bottle: 25
Dil Factor: 1.00000
Integrator: HP RTE Compound Sublist: 8270C.sub
Target Version: 4.14
Processing Host: TARGET113

Concentration Formula: Amt * DF * Uf*(Vt/Vi)*(1/Ws)*(100/(100-M)) * CpndVari

Name	Value	Description
DF	1.000	Dilution Factor
Uf	1.000	GPC correction factor
Vt	1000.000	Volume of final extract (uL)(1000 low, 2
Vi	1.000	Volume injected (uL)
Ws	30.200	Weight of sample extracted (g)
M	19.000	% Moisture
Cpnd Variable		Local Compound Variable

ISTD	RT	AREA	AMOUNT
* 64 Phenanthrene-d10	9.219	1581554	40.000
* 76 Chrysene-d12	11.398	3048652	40.000
* 83 Perylene-d12	12.563	2224479	40.000

		CONCENTRATIONS			QUANT		
RT	AREA	ON-COL(ng)	FINAL(ug/Kg)	QUAL	LIBRARY	LIB ENTRY	CPND #
Anthracene, 2-methyl-				CAS #: 613-12-7			
9.657	210652	5.32772463	220	98	NIST2002.L	50612	64
4H-Cyclopenta[def]phenanthrene				CAS #: 203-64-5			
9.726	291275	7.36679623	300	94	NIST2002.L	49337	64
Pyrene, 2-methyl-				CAS #: 3442-78-2			
10.672	315585	4.14065108	170	93	NIST2002.L	67025	76

0646A

Data File: \\avogadro\organics\S3.I\101006.B\S3G8975.D
Report Date: 20-Jan-2011 12:51

		CONCENTRATIONS			QUANT		
RT	AREA	ON-COL(ng)	FINAL(ug/Kg)	QUAL	LIBRARY	LIB ENTRY	CPND #
=====	====	==========	==========	====	=======	=========	=======
Perylene				CAS #: 198-55-0			
12.472	529582	9.52280402	390	99	NIST2002.L	89813	83

0646B

Data File: \\avogadro\organics\S3.I\101006.B\S3G8976.D
Report Date: 20-Jan-2011 12:51

Mitkem Laboratories

Data file : \\avogadro\organics\S3.I\101006.B\S3G8976.D
Lab Smp Id: J1878-20A Client Smp ID: 690-SB-54 (0.6'-3.4
Inj Date : 06-OCT-2010 22:16
Operator : MMS SRC: LIMS Inst ID: S3.i
Smp Info : J1878-20A,,54439,,
Misc Info :
Comment :
Method : \\avogadro\organics\S3.I\101006.B\s3_8270C_N.m
Meth Date : 20-Jan-2011 12:50 przemek Quant Type: ISTD
Cal Date : 05-OCT-2010 15:21 Cal File: S3G8916B.D
Als bottle: 26
Dil Factor: 1.00000
Integrator: HP RTE Compound Sublist: 8270C.sub
Target Version: 4.14
Processing Host: TARGET113

- NO TENTATIVELY IDENTIFIED COMPOUNDS -

0072A

Data File: \\avogadro\organics\S3.I\101005A.B\S3G8943.D
Report Date: 20-Jan-2011 12:46

Mitkem Laboratories

Data file : \\avogadro\organics\S3.I\101005A.B\S3G8943.D
Lab Smp Id: J1878-21A Client Smp ID: 690-SB-55 (0.6'-1.4
Inj Date : 06-OCT-2010 01:35
Operator : MMS SRC: LIMS Inst ID: S3.i
Smp Info : J1878-21A,,54477,,
Misc Info :
Comment :
Method : \\avogadro\organics\S3.I\101005A.B\s3_8270C_N.m
Meth Date : 20-Jan-2011 12:45 przemek Quant Type: ISTD
Cal Date : 05-OCT-2010 15:21 Cal File: S3G8916B.D
Als bottle: 23
Dil Factor: 1.00000
Integrator: HP RTE Compound Sublist: 8270C.sub
Target Version: 4.14
Processing Host: TARGET113

Concentration Formula: Amt * DF * Uf*(Vt/Vi)*(1/Ws)*(100/(100-M)) * CpndVari

Name	Value	Description
DF	1.000	Dilution Factor
Uf	1.000	GPC correction factor
Vt	1000.000	Volume of final extract (uL)(1000 low, 2
Vi	1.000	Volume injected (uL)
Ws	30.500	Weight of sample extracted (g)
M	24.000	% Moisture
Cpnd Variable		Local Compound Variable

ISTD	RT	AREA	AMOUNT
* 64 Phenanthrene-d10	9.270	1519803	40.000
* 76 Chrysene-d12	11.439	3709606	40.000
* 83 Perylene-d12	12.598	2240700	40.000

		CONCENTRATIONS			QUANT		
RT	AREA	ON-COL(ng)	FINAL(ug/Kg)	QUAL	LIBRARY	LIB ENTRY	CPND #
Unknown				CAS #:			
8.805	374749	9.86308754	420	0		0	64
Unknown				CAS #:			
9.072	439223	11.5600055	500	0		0	64
Unknown				CAS #:			
9.174	397540	10.4629263	450	0		0	64

06784

Data File: \\avogadro\organics\S3.I\101005A.B\S3G8943.D
Report Date: 20-Jan-2011 12:46

		CONCENTRATIONS			QUANT		
RT	AREA	ON-COL(ng)	FINAL(ug/Kg)	QUAL	LIBRARY	LIB ENTRY	CPND #
Unknown				CAS #:			
9.521	449895	11.8408680	510	0		0	64
Anthracene, 2-methyl-				CAS #: 613-12-7			
9.681	610664	16.0721936	690	93	NIST2002.L	50612	64
Phenanthrene, 2-methyl-				CAS #: 2531-84-2			
9.703	871137	22.9276271	990	98	NIST2002.L	50627	64
Anthracene, 2-methyl-				CAS #: 613-12-7			
9.740	349089	9.18774599	400	94	NIST2002.L	50613	64
4H-Cyclopenta[def]phenanthrene				CAS #: 203-64-5			
9.772	1242994	32.7145831	1400	96	NIST2002.L	49337	64
Naphthalene, 2-phenyl-				CAS #: 612-94-2			
9.922	648086	17.0571051	740	91	NIST2002.L	58962	64
Phenanthrene, 9-ethyl-				CAS #: 3674-75-7			
10.044	333077	8.76630624	380	93	NIST2002.L	60339	64
Phenanthrene, 2,3-dimethyl-				CAS #: 3674-65-5			
10.135	534168	14.0588789	610	93	NIST2002.L	60351	64
Unknown				CAS #:			
10.157	514746	13.5477039	580	0		0	64
Cyclopenta(def)phenanthrenone				CAS #: 5737-13-3			
10.205	531860	13.9981174	600	96	NIST2002.L	58950	64
Unknown				CAS #:			
10.386	406132	4.37924041	190	0		0	76
Pyrene, 1-methyl-				CAS #: 2381-21-7			
10.632	684864	7.38475692	320	96	NIST2002.L	67023	76
11H-Benzo[b]fluorene				CAS #: 243-17-4			
10.718	984943	10.6204540	460	93	NIST2002.L	67034	76
Unknown				CAS #:			
10.771	474178	5.11297461	220	0		0	76
Pyrene, 1-methyl-				CAS #: 2381-21-7			
10.803	629363	6.78630795	290	97	NIST2002.L	67023	76
11H-Benzo[a]fluoren-11-one				CAS #: 479-79-8			
11.311	494170	5.32854379	230	94	NIST2002.L	76451	76
Benzo[j]fluoranthene				CAS #: 205-82-3			
12.507	566725	10.1169308	440	98	NIST2002.L	89822	83

0678B

Data File: \\avogadro\organics\S3.I\101006.B\S3G8960.D
Report Date: 20-Jan-2011 12:51

Mitkem Laboratories

Data file : \\avogadro\organics\S3.I\101006.B\S3G8960.D
Lab Smp Id: J1878-22A Client Smp ID: 690-SB-34 (0.5'-1.4
Inj Date : 06-OCT-2010 16:09
Operator : MMS SRC: LIMS Inst ID: S3.i
Smp Info : J1878-22A,,54477,,
Misc Info :
Comment :
Method : \\avogadro\organics\S3.I\101006.B\s3_8270C_N.m
Meth Date : 20-Jan-2011 12:50 przemek Quant Type: ISTD
Cal Date : 05-OCT-2010 15:21 Cal File: S3G8916B.D
Als bottle: 10
Dil Factor: 1.00000
Integrator: HP RTE Compound Sublist: 8270C.sub
Target Version: 4.14
Processing Host: TARGET113

Concentration Formula: Amt * DF * Uf*(Vt/Vi)*(1/Ws)*(100/(100-M)) * CpndVari

Name	Value	Description
DF	1.000	Dilution Factor
Uf	1.000	GPC correction factor
Vt	1000.000	Volume of final extract (uL)(1000 low, 2
Vi	1.000	Volume injected (uL)
Ws	30.200	Weight of sample extracted (g)
M	18.000	% Moisture
Cpnd Variable		Local Compound Variable

ISTD	RT	AREA	AMOUNT
* 64 Phenanthrene-d10	9.225	1308399	40.000

		CONCENTRATIONS			QUANT		
RT	AREA	ON-COL(ng)	FINAL(ug/Kg)	QUAL	LIBRARY	LIB ENTRY	CPND #
Unknown				CAS #:			
10.117	192522	5.88572814	240	0		0	64
Bis(2-ethylhexyl) maleate				CAS #: 142-16-5			
10.267	274671	8.39717125	340	91	NIST2002.L	137211	64

0722A

Data File: \\avogadro\organics\S3.I\101006.B\S3G8962.D
Report Date: 20-Jan-2011 12:51

Mitkem Laboratories

Data file : \\avogadro\organics\S3.I\101006.B\S3G8962.D
Lab Smp Id: J1878-23A Client Smp ID: 690-SB-31 (0.5'-1.5
Inj Date : 06-OCT-2010 16:55
Operator : MMS SRC: LIMS Inst ID: S3.i
Smp Info : J1878-23A,,54477,,
Misc Info :
Comment :
Method : \\avogadro\organics\S3.I\101006.B\s3_8270C_N.m
Meth Date : 20-Jan-2011 12:50 przemek Quant Type: ISTD
Cal Date : 05-OCT-2010 15:21 Cal File: S3G8916B.D
Als bottle: 12
Dil Factor: 1.00000
Integrator: HP RTE Compound Sublist: 8270C.sub
Target Version: 4.14
Processing Host: TARGET113

- NO TENTATIVELY IDENTIFIED COMPOUNDS -

0731A

Data File: \\avogadro\organics\S3.I\101005A.B\S3G8944.D
Report Date: 20-Jan-2011 12:46

Mitkem Laboratories

Data file : \\avogadro\organics\S3.I\101005A.B\S3G8944.D
Lab Smp Id: J1878-24A Client Smp ID: 690-SB-43 (0.6'-3.5
Inj Date : 06-OCT-2010 01:57
Operator : MMS SRC: LIMS Inst ID: S3.i
Smp Info : J1878-24A,,54477,,
Misc Info :
Comment :
Method : \\avogadro\organics\S3.I\101005A.B\s3_8270C_N.m
Meth Date : 20-Jan-2011 12:45 przemek Quant Type: ISTD
Cal Date : 05-OCT-2010 15:21 Cal File: S3G8916B.D
Als bottle: 24
Dil Factor: 1.00000
Integrator: HP RTE Compound Sublist: 8270C.sub
Target Version: 4.14
Processing Host: TARGET113

- NO TENTATIVELY IDENTIFIED COMPOUNDS -

0752A

Data File: \\avogadro\organics\S3.I\101006.B\S3G8959.D
Report Date: 20-Jan-2011 12:51

Mitkem Laboratories

Data file : \\avogadro\organics\S3.I\101006.B\S3G8959.D
Lab Smp Id: J1878-27A Client Smp ID: 690-SB-49 (0.6'-1.3
Inj Date : 06-OCT-2010 15:47
Operator : MMS SRC: LIMS Inst ID: S3.i
Smp Info : J1878-27A,,54477,,
Misc Info :
Comment :
Method : \\avogadro\organics\S3.I\101006.B\s3_8270C_N.m
Meth Date : 20-Jan-2011 12:50 przemek Quant Type: ISTD
Cal Date : 05-OCT-2010 15:21 Cal File: S3G8916B.D
Als bottle: 9
Dil Factor: 1.00000
Integrator: HP RTE Compound Sublist: 8270C.sub
Target Version: 4.14
Processing Host: TARGET113

Concentration Formula: Amt * DF * Uf*(Vt/Vi)*(1/Ws)*(100/(100-M)) * CpndVari

Name	Value	Description
DF	1.000	Dilution Factor
Uf	1.000	GPC correction factor
Vt	5000.000	Volume of final extract (uL)(1000 low, 2
Vi	1.000	Volume injected (uL)
Ws	30.200	Weight of sample extracted (g)
M	22.000	% Moisture
Cpnd Variable		Local Compound Variable

ISTD	RT	AREA	AMOUNT
* 83 Perylene-d12	12.574	1530604	40.000

		CONCENTRATIONS			QUANT		
RT	AREA	ON-COL(ng)	FINAL(ug/Kg)	QUAL	LIBRARY	LIB ENTRY	CPND #
Unknown				CAS #:			
12.665	2678837	70.0072887	15000	0		0	83(M)

QC Flag Legend

M - Compound response manually integrated.

0758A

Data File: \\Avogadro\Organics\S1.I\101001A.B\S1G2451.D
Report Date: 14-Oct-2010 15:47

Mitkem Laboratories

Data file : \\Avogadro\Organics\S1.I\101001A.B\S1G2451.D
Lab Smp Id: MB-54445 Client Smp ID: MB-54445
Inj Date : 01-OCT-2010 17:49
Operator : BM SRC: LIMS Inst ID: S1.i
Smp Info : MB-54445,MB-54445,54445
Misc Info :
Comment :
Method : \\Avogadro\Organics\S1.I\101001A.B\s1_8270C_N.m
Meth Date : 14-Oct-2010 15:42 S1.i Quant Type: ISTD
Cal Date : 30-SEP-2010 14:58 Cal File: S1G2427.D
Als bottle: 11 QC Sample: BLANK
Dil Factor: 1.00000
Integrator: HP RTE Compound Sublist: 625SEVENSON.sub
Target Version: 4.14
Processing Host: TARGET101

Concentration Formula: Amt * DF * Uf*(Vt/Vi)*(1/Vo) * CpndVariable

Name	Value	Description
DF	1.000	Dilution Factor
Uf	1.000	GPC Correction Factor
Vt	1000.000	Volume of final extract (uL)
Vi	1.000	Volume injected (uL)
Vo	1000.000	Volume of sample extracted (mL)
Cpnd Variable		Local Compound Variable

ISTD	RT	AREA	AMOUNT
* 12 1,4-Dichlorobenzene-d4	2.817	796709	40.000

		CONCENTRATIONS			QUANT		
RT	AREA	ON-COL(ng)	FINAL(ug/L)	QUAL	LIBRARY	LIB ENTRY	CPND #
Unknown				CAS #:			
2.158	771210	38.7197619	39	0		0	12
Unknown				CAS #:			
2.223	129694	6.51148408	6	0		0	12

0906A
~~0471A~~
EB 1/28/11

Data File: \\avogadro\organics\S3.I\101004A.B\S3G8882.D
Report Date: 20-Jan-2011 12:42

Mitkem Laboratories

Data file : \\avogadro\organics\S3.I\101004A.B\S3G8882.D
Lab Smp Id: MB-54439 Client Smp ID: MB-54439
Inj Date : 04-OCT-2010 17:36
Operator : MMS SRC: LIMS Inst ID: S3.i
Smp Info : MB-54439,MB-54439,54439
Misc Info :
Comment :
Method : \\avogadro\organics\S3.I\101004A.B\s3_8270C_N.m
Meth Date : 20-Jan-2011 12:41 przemek Quant Type: ISTD
Cal Date : 26-SEP-2010 12:54 Cal File: S3G8627.D
Als bottle: 2 QC Sample: BLANK
Dil Factor: 1.00000
Integrator: HP RTE Compound Sublist: 8270C.sub
Target Version: 4.14
Processing Host: TARGET113

Concentration Formula: Amt * DF * Uf*(Vt/Vi)*(1/Ws)*(100/(100-M)) * CpndVari

Name	Value	Description
DF	1.000	Dilution Factor
Uf	1.000	GPC correction factor
Vt	1000.000	Volume of final extract (uL)(1000 low, 2
Vi	1.000	Volume injected (uL)
Ws	30.000	Weight of sample extracted (g)
M	0.00000	% Moisture
Cpnd Variable		Local Compound Variable

ISTD	RT	AREA	AMOUNT
* 83 Perylene-d12	12.692	1782186	40.000

	CONCENTRATIONS			QUANT		
RT	AREA	ON-COL(ng)	FINAL(ug/Kg)	QUAL	LIBRARY	LIB ENTRY	CPND #
Dibenzylidene 4,4'-biphenylenediamine			CAS #: 6311-48-4				
13.125	923108	20.7185412	690	93	NIST2002.L	145065	83

0913A

Data File: \\avogadro\organics\S3.I\101005A.B\S3G8927.D
Report Date: 20-Jan-2011 12:46

Mitkem Laboratories

Data file : \\avogadro\organics\S3.I\101005A.B\S3G8927.D
Lab Smp Id: MB-54477 Client Smp ID: MB-54477
Inj Date : 05-OCT-2010 19:27
Operator : MMS SRC: LIMS Inst ID: S3.i
Smp Info : MB-54477,MB-54477,54477
Misc Info :
Comment :
Method : \\avogadro\organics\S3.I\101005A.B\s3_8270C_N.m
Meth Date : 20-Jan-2011 12:45 przemek Quant Type: ISTD
Cal Date : 05-OCT-2010 15:21 Cal File: S3G8916B.D
Als bottle: 7 QC Sample: BLANK
Dil Factor: 1.00000
Integrator: HP RTE Compound Sublist: 8270C.sub
Target Version: 4.14
Processing Host: TARGET113

- NO TENTATIVELY IDENTIFIED COMPOUNDS -

09194

RT	EXP RT	DLT RT	RESPONSE	CONCENTRATIONS ON-COL (ng)	CONCENTRATIONS FINAL (ug/L)	TARGET RANGE	RATIO
11 delta-BHC					CAS #: 319-86-8		
4.226	4.233	-0.007	1195066	0.01674	0.17		
14 Heptachlor epoxide					CAS #: 1024-57-3		
5.340	5.350	-0.010	984953	0.01688	0.17		
15 Endosulfan I					CAS #: 959-98-8		
5.759	5.770	-0.011	456715	0.01633	0.16		
16 gamma-Chlordane					CAS #: 5103-74-2		
5.472	5.482	-0.010	511486	0.01668	0.17		
17 alpha-Chlordane					CAS #: 5103-71-9		
5.612	5.623	-0.011	867309	0.01649	0.16		
18 4,4'-DDE					CAS #: 72-55-9		
5.696	5.707	-0.011	993403	0.03453	0.34		
19 Dieldrin					CAS #: 60-57-1		
6.018	6.030	-0.012	1834028	0.03432	0.34		
20 Endrin					CAS #: 72-20-8		
6.276	6.286	-0.010	933091	0.03579	0.36		
21 4,4'-DDD					CAS #: 72-54-8		
6.352	6.363	-0.011	1506054	0.03559	0.36		
22 Endosulfan II					CAS #: 33213-65-9		
6.518	6.530	-0.012	1509098	0.03382	0.34		
23 4,4'-DDT					CAS #: 50-29-3		
6.651	6.661	-0.010	1430871	0.03489	0.35		
24 Endrin aldehyde					CAS #: 7421-93-4		
6.944	6.954	-0.010	743734	0.03613	0.36		
25 Endosulfan sulfate					CAS #: 1031-07-8		
7.352	7.361	-0.009	1347664	0.04013	0.40		
26 Methoxychlor					CAS #: 72-43-5		
7.137	7.147	-0.010	2819189	0.18929	1.9		
27 Endrin ketone					CAS #: 53494-70-5		
7.599	7.608	-0.009	973271	0.03984	0.40		

CW 11/60/11

Pg 1207 (R)

Data File: \\Avogadro\Organics\E4.I\101001R.B\E4G1428R.D
Report Date: 14-Oct-2010 16:27

RT	EXP RT	DLT RT	RESPONSE	CONCENTRATIONS ON-COL (ng)	CONCENTRATIONS FINAL (ug/L)	TARGET RANGE	RATIO
11 delta-BHC					CAS #: 319-86-8		
5.069	5.079	-0.010	984820	0.02009	0.20		
14 Heptachlor epoxide					CAS #: 1024-57-3		
6.174	6.186	-0.012	747718	0.01885	0.19		
15 Endosulfan I					CAS #: 959-98-8		
6.622	6.633	-0.011	363781	0.01843	0.18		
16 gamma-Chlordane					CAS #: 5103-74-2		
6.392	6.404	-0.012	722291	0.01871	0.19		
17 alpha-Chlordane					CAS #: 5103-71-9		
6.554	6.565	-0.011	615835	0.01888	0.19		
18 4,4'-DDE					CAS #: 72-55-9		
6.716	6.727	-0.011	1287282	0.03874	0.39		
19 Dieldrin					CAS #: 60-57-1		
6.907	6.918	-0.011	1267341	0.03843	0.38		
20 Endrin					CAS #: 72-20-8		
7.210	7.221	-0.011	713186	0.04032	0.40		
21 4,4'-DDD					CAS #: 72-54-8		
7.291	7.300	-0.009	970633	0.04268	0.43		
22 Endosulfan II					CAS #: 33213-65-9		
7.403	7.413	-0.010	1000912	0.03906	0.39		
23 4,4'-DDT					CAS #: 50-29-3		
7.578	7.587	-0.009	856106	0.04075	0.41		
24 Endrin aldehyde					CAS #: 7421-93-4		
7.701	7.710	-0.009	539437	0.03921	0.39		
25 Endosulfan sulfate					CAS #: 1031-07-8		
7.936	7.945	-0.009	876395	0.04339	0.43		
26 Methoxychlor					CAS #: 72-43-5		
8.152	8.161	-0.009	2063184	0.22772	2.3		
27 Endrin ketone					CAS #: 53494-70-5		
8.413	8.424	-0.011	622033	0.04419	0.44		

CW 11/20/11

Pg 1210 (R)

RT	EXP RT	DLT RT	RESPONSE	CONCENTRATIONS ON-COL (ng)	CONCENTRATIONS FINAL (ug/L)	TARGET RANGE	RATIO
11 delta-BHC					CAS #: 319-86-8		
4.226	4.233	-0.007	1190279	0.01667	0.17		
14 Heptachlor epoxide					CAS #: 1024-57-3		
5.340	5.350	-0.010	967018	0.01657	0.16		
15 Endosulfan I					CAS #: 959-98-8		
5.759	5.770	-0.011	441285	0.01577	0.16		
16 gamma-Chlordane					CAS #: 5103-74-2		
5.471	5.482	-0.011	499053	0.01628	0.16		
17 alpha-Chlordane					CAS #: 5103-71-9		
5.613	5.623	-0.010	840783	0.01599	0.16		
18 4,4'-DDE					CAS #: 72-55-9		
5.696	5.707	-0.011	983444	0.03418	0.34		
19 Dieldrin					CAS #: 60-57-1		
6.019	6.030	-0.011	1795197	0.03360	0.34		
20 Endrin					CAS #: 72-20-8		
6.275	6.286	-0.011	928794	0.03563	0.36		
21 4,4'-DDD					CAS #: 72-54-8		
6.353	6.363	-0.010	1467799	0.03468	0.35		
22 Endosulfan II					CAS #: 33213-65-9		
6.519	6.530	-0.011	1488018	0.03334	0.33		
23 4,4'-DDT					CAS #: 50-29-3		
6.651	6.661	-0.010	1429972	0.03486	0.35		
24 Endrin aldehyde					CAS #: 7421-93-4		
6.944	6.954	-0.010	691005	0.03356	0.34		
25 Endosulfan sulfate					CAS #: 1031-07-8		
7.351	7.361	-0.010	1342543	0.03998	0.40		
26 Methoxychlor					CAS #: 72-43-5		
7.136	7.147	-0.011	2819446	0.18931	1.9		
27 Endrin ketone					CAS #: 53494-70-5		
7.599	7.608	-0.009	992864	0.04064	0.41		

Pg 1215 (R)

Data File: \\Avogadro\Organics\E4.I\101001R.B\E4G1429R.D
Report Date: 14-Oct-2010 16:27

RT	EXP RT	DLT RT	RESPONSE	CONCENTRATIONS ON-COL (ng)	CONCENTRATIONS FINAL (ug/L)	TARGET RANGE	RATIO
11 delta-BHC					CAS #: 319-86-8		
5.069	5.079	-0.010	994951	0.02030	0.20		
14 Heptachlor epoxide					CAS #: 1024-57-3		
6.174	6.186	-0.012	755638	0.01904	0.19		
15 Endosulfan I					CAS #: 959-98-8		
6.622	6.633	-0.011	365457	0.01851	0.18		
16 gamma-Chlordane					CAS #: 5103-74-2		
6.392	6.404	-0.012	730298	0.01891	0.19		
17 alpha-Chlordane					CAS #: 5103-71-9		
6.554	6.565	-0.011	619684	0.01900	0.19		
18 4,4'-DDE					CAS #: 72-55-9		
6.716	6.727	-0.011	1300899	0.03915	0.39		
19 Dieldrin					CAS #: 60-57-1		
6.908	6.918	-0.010	1283614	0.03893	0.39		
20 Endrin					CAS #: 72-20-8		
7.210	7.221	-0.011	721442	0.04079	0.41		
21 4,4'-DDD					CAS #: 72-54-8		
7.291	7.300	-0.009	974501	0.04285	0.43		
22 Endosulfan II					CAS #: 33213-65-9		
7.403	7.413	-0.010	1003750	0.03917	0.39		
23 4,4'-DDT					CAS #: 50-29-3		
7.578	7.587	-0.009	871460	0.04148	0.41		
24 Endrin aldehyde					CAS #: 7421-93-4		
7.701	7.710	-0.009	505705	0.03675	0.37		
25 Endosulfan sulfate					CAS #: 1031-07-8		
7.936	7.945	-0.009	875113	0.04333	0.43		
26 Methoxychlor					CAS #: 72-43-5		
8.151	8.161	-0.010	2128128	0.23489	2.3		
27 Endrin ketone					CAS #: 53494-70-5		
8.414	8.424	-0.010	622817	0.04424	0.44		

8H - FORM VIII ARO

AROCLOR ANALYTICAL SEQUENCE

Lab Name: MITKEM LABORATORIES Contract:

Lab Code: MITKEM Case No.: J1878 Mod. Ref No.: SDG No.: SJ1878

GC Column: CLPPest ID: 0.53 (mm) Init. Calib. Date(s): 09/28/2010 09/29/2010

Instrument ID: E3

THE ANALYTICAL SEQUENCE OF BLANKS, SAMPLES, STANDARDS, MS/MSDs, AND LCSs IS GIVEN BELOW:

MEAN SURROGATE RT FROM INITIAL CALIBRATION

TCX: 3.766 DCB: 10.967

	EPA SAMPLE NO.	LAB File ID	DATE ANALYZED	TIME ANALYZED	TCX RT #	DCB RT #
47	690-SB-37 (0.7'-1.9')-O	E3H6911F.D	10/4/2010	20:39	3.761	10.947
48	690-SB-39 (0.5'-1.0')-O	E3H6912F.D	10/4/2010	20:56	3.761	10.949
49	690-SB-40 (0.5'-2.0')-O	E3H6913F.D	10/4/2010	21:13	3.760	10.948
50	690-SB-41 (0.6'-2.3')-O	E3H6914F.D	10/4/2010	21:30	3.762	10.956
51	690-SB-50 (0.6'-3.5')-O	E3H6915F.D	10/4/2010	21:47	3.764	10.952
52	690-SB-54 (0.6'-3.4')-O	E3H6916F.D	10/4/2010	22:04	3.764	10.956
53	690-SB-55 (0.6'-1.4')-O	E3H6917F.D	10/4/2010	22:21	3.764	10.955
54	690-SB-31 (0.5'-1.5')-O	E3H6918F.D	10/4/2010	22:38	3.764	10.952
55	690-SB-43 (0.6'-3.5')-O	E3H6919F.D	10/4/2010	22:55	3.764	10.956
56	690-SB-43 (0.6'-3.5')-OMS	E3H6920F.D	10/4/2010	23:12	3.763	10.956
57	690-SB-43 (0.6'-3.5')-OMSD	E3H6921F.D	10/4/2010	23:29	3.764	10.954
58	AR16603EP	E3H6923F.D	10/5/2010	0:03	3.764	10.963

QC LIMITS

TCX = Tetrachloro-m-xylene (± 0.05 MINUTES)

DCB = Decachlorobiphenyl (± 0.10 MINUTES)

Column used to flag RT values with an asterisk.

10/20/11

1372 IA

(R)

Logbook | Comments | Standard ID's | Date

Mitkem Laboratories
GC Semivolatiles Laboratory

Instrument E3 Injection Log

METHOD: 8082
ICAL DATE: 9-28-10

ANALYST: CT

START BATCH: 101001F.B
END BATCH: 101001F.B

Start: 01-OCT-10 08:00
End: 02-OCT-10 08:17

Comments:

Reviewed By: CT 10/4/10

STDS pg 85

Inlet Maintenance
Liner :
Column :
Inlet Seal:
Septum :
Connector :

FILE	TIME	LAB ID	CLIENT ID	PREP BATCH	MT	SURROGATES FRONT TCMX	FRONT DCB	REAR TCMX	REAR DCB	DILN	FLAGS F	FLAGS R	ANALYST CHECK F	ANALYST CHECK R	COMMENTS
E3H6818F/R	16:38	J1881-01A	CD-W20-2-WW15	54455	SL	0D	162D	0D	206D	20					42X0/54 } SWDL
E3H6819F/R	16:55	J1881-02A	CD-W20-2-NW	54455	SL	104	142D	601D	153D	40					42X0/54
E3H6820F/R	17:12	AIBLKEK	AIBLKEK		AQ	49	96	48	113	1					
E3H6821F/R	17:29	AR16603EK	AR16603EK		AQ					1			✓	✓	
E3H6822F/R	17:46	AR12423EK	AR12423EK		AQ					1			✓	✓	
E3H6823F/R	18:03	AR12483EK	AR12483EK		AQ					1			✓	✓	
E3H6824F/R	18:20	AR12543EK	AR12543EK		AQ					1			✓	✓	
E3H6825F/R	18:37	MB-54380	MB-54380	54380	SL	106	98	90	101	1					
E3H6826F/R	18:54	LCS-54380	LCS-54380	54380	SL	103	115	90	97	1			✓	✓	
E3H6827F/R	19:11	J1865-03A	690-SB-27 (8.0'	54380	SL	96	80	77	83	1					
E3H6828F/R	19:28	J1865-03AMS	690-SB-27 (8.0'	54380	SL	96	76	73	81	1			✓	✓	
E3H6829F/R	19:45	J1865-03AMSD	690-SB-27 (8.0'	54380	SL	72	72	64	78	1			✓	✓	
E3H6830F/R	20:02	J1865-04A	690-SB-58 (4.0'	54380	SL	74	76	69	81	1					MLOF
E3H6831F/R	20:19	J1865-05A	690-SB-89-O	54380	SL	85	76	76	79	1					
E3H6832F/R	20:36	J1865-06A	690-SB-90	54380	SL	78	88	75	86	1					54
E3H6833F/R	20:53	J1865-09A	690-SB-63 (4.0'	54380	SL	15	98	61	80	1					
E3H6834F/R	21:10	J1865-10A	690-SB-63 (4.0'	54380	SL	78	76	73	81	1					
E3H6835F/R	21:27	J1865-11A	690-SB-59 (0.4'	54380	SL	66	77	63	82	1					
E3H6836F/R	21:44	J1865-16A	690-SB-71 (8.0'	54380	SL	62	68	58	75	1					
E3H6837F/R	22:01	J1865-17A	690-SB-73 (0.4'	54380	SL	86	83	80	89	1					
E3H6838F/R	22:18	J1865-18A	690-SB-30 (8.0'	54380	SL	65	76	59	78	1					54
E3H6839F/R	22:35	J1865-19A	690-SB-30 (8.0'	54380	SL	77	80	67	85	1					
E3H6840F/R	22:52	J1865-20A	690-SB-29 ()8.0	54380	SL	84	84	76	88	1					54
E3H6841F/R	23:09	J1865-20AMS	690-SB-29 ()8.0	54380	SL	74	81	64	86	1			✓	✓	54
E3H6842F/R	23:27	J1865-20AMSD	690-SB-29 ()8.0	54380	SL	84	100	72	87	1			✓	✓	54
E3H6843F/R	23:44	J1865-22A	690-SB-22 (2.0'	54380	SL	94	85	80	85	1					
E3H6844F/R	00:01	J1865-25A	690-SB-69 (6.0'	54380	SL	64	85	61	75	1					TC

E - One or more target compounds are above the calibration range
R - One or more spike compounds are outside of control limits
* - Surrogate is outside of control limits
D - Surrogate is diluted

pg 93

CT 9 10.4.10

Page 1606A

Analyst

Logbook | Comments | Standard ID | Date

Mitkem Laboratories
GC Semivolatiles Laboratory

Instrument E3 Injection Log

METHOD: 8082
ICAL DATE: 9-28-10

ANALYST: CT

START BATCH: 101001F.B
END BATCH: 101001F.B

Start: 01-OCT-10 08:00
End: 02-OCT-10 08:17

Comments:

Reviewed By: CT 10/4/10

STDs pg 85

Inlet Maintenance
Liner :
Column :
Inlet Seal:
Septum :
Connector :

FILE	TIME	LAB ID	CLIENT ID	PREP BATCH	MT	SURROGATES FRONT TCMX	FRONT DCB	REAR TCMX	REAR DCB	DILN	FLAGS F	FLAGS R	ANALYST CHECK F	ANALYST CHECK R	COMMENTS
E3H6845F/R	00:18	J1789-01A	SS-1 (0-2")	54344	SL	83	100	73	82	1	E				~~48~~ 54/60
E3H6846F/R	00:35	J1841-02A	092201-HPCB-B1-	54344	SL	64	191D	68	192D	20					42/60
E3H6847F/R	00:52	J1841-04A	092201-HPCB-B2-	54344	SL	90	126D	95	162D	20					42/60
E3H6848F/R	01:09	MB-54446	MB-54446	54446	AQ	80	85	75	85	1					
E3H6849F/R	01:26	LCS-54446	LCS-54446	54446	AQ	78	84	72	86	1			✓	✓	
E3H6850F/R	01:43	LCSD-54446	LCSD-54446	54446	AQ	72	82	67	86	1			✓	✓	
E3H6851F/R	02:00	J1875-01F	R-WW-092810	54446	AQ	67	75	63	78	1					
E3H6852F/R	02:18	MB-54442	MB-54442	54442	SL	103	90	90	95	1					
E3H6853F/R	02:35	LCS-54442	LCS-54442	54442	SL	96	91	80	93	1			✓	✓	} ok 10/4/10
E3H6854F/R	02:52	J1866-01A	ERDC-MW-WC01	54442	SL	~~37~~ 68 73	~~35*~~ 70	~~34*~~ 68	~~36*~~ 70	1	CT	10-4-10			
E3H6855F/R	03:09	AIBLKEL	AIBLKEL		AQ	51	100	49	116	1					
E3H6856F/R	03:26	AR16603EL	AR16603EL		AQ					1			✓	✓	
E3H6857F/R	03:43	AR12423EL	AR12423EL		AQ					1			✓	✓	
E3H6858F/R	04:00	AR12483EL	AR12483EL		AQ					1			✓	✓	
E3H6859F/R	04:17	AR12543EL	AR12543EL		AQ					1			✓	✓	
E3H6860F/R	04:35	MB-54402	MB-54402	54402	SL	107	96	90	97	1					
E3H6861F/R	04:52	LCS-54402	LCS-54402	54402	SL	108	100	90	100	1					
E3H6862F/R	05:09	J1867-02A	C32X9	54402	SL	72	74	66	80	1					
E3H6863F/R	05:26	J1867-02AMS	C32X9MS	54402	SL	72	78	65	82	1					
E3H6864F/R	05:43	J1867-02AMSD	C32X9MSD	54402	SL	71	76	62	76	1					
E3H6865F/R	06:00	J1867-03A	C32Y0	54402	SL	63	174*	59	76	1					
E3H6866F/R	06:17	J1867-04A	C32Y1	54402	SL	58	86	56	71	1					
E3H6867F/R	06:34	J1867-05A	C32Y2	54402	SL	69	81	66	81	1					SOM
E3H6868F/R	06:51	J1867-06A	C32Y3	54402	SL	74	252*	64	82	1					
E3H6869F/R	07:08	AIBLKEM	AIBLKEM		AQ	49	244*	48	116	1					
E3H6870F/R	07:25	AR16603EM	AR16603EM		AQ					1					
E3H6871F/R	07:43	AR12423EM	AR12423EM		AQ					1					

E - One or more target compounds are above the calibration range
R - One or more spike compounds are outside of control limits
* - Surrogate is outside of control limits
D - Surrogate is diluted

Pg 94

CT 10-4-10

Page 160 GB

Analyst

Data Usability Summary Report

Vali-Data of WNY, LLC
1514 Davis Rd.
West Falls, NY 14170

690 St. Paul St.
Mitkem Laboratories #J1865
December 29, 2010
Sampling date: 9/22-24/10

Prepared by

Jodi Zimmerman, B.S.
Vali-Data of WNY, LLC
1514 Davis Rd.
West Falls, NY 14170

DELIVERABLES

This Data Usability Summary Report (DUSR) was prepared by evaluating the analytical data package for LaBella Associates, P.C., project located at 690 St. Paul St., Work order 208492, Mitkem Laboratories SDG ID#SJ1865, submitted to Vali-Data of WNY, LLC on December 10, 2010. This DUSR has been prepared in general compliance with NYSDEC Analytical Services Protocol and USEPA National Functional Guidelines. The laboratory performed the analyses using USEPA methods, 8260 (Volatile Organics), 8270 (SemiVolatile Organics), 8081 (Pesticides), 8082 (PCBs), 6010 (Inorganics), 7470/7471 (Mercury). These samples were not validated for Thorium analysis.

VOLATILE ORGANIC COMPOUNDS

The following items/criteria were reviewed for this analytical suite:

- Data Completeness
- Narrative and Data Reporting Forms
- Chain of Custody and Traffic Reports
- Holding Times
- Internal Standard (IS) Area Performance
- Surrogate Spike Recoveries
- Method Blank
- Laboratory Control Samples
- MS/MSD
- Compound Quantitation
- Initial Calibration
- Continuing Calibration
- GC/MS Performance Check

The items listed above were technically in compliance with the method and SOP criteria with the exceptions discussed in the text below. The data have been reviewed according to the procedures outlined above and qualified accordingly.

OVERALL EVALUATION OF DATA AND POTENTIAL USABILITY ISSUES

The data are acceptable for use but are qualified below in Method Blank and MS/MSD.

DATA COMPLETENESS

All criteria were met.

NARRATIVE AND DATA REPORTING FORMS

All criteria were met except the MDL's were not included in the original package. Those pages are attached.

CHAIN OF CUSTODY AND TRAFFIC REPORTS

All criteria were met except there were a few inconsistencies in the dates between the Chains of Custody and the 'Laboratory Report'. The later was updated and is attached.

HOLDING TIMES
All holding times for the samples were met.

INTERNAL STANDARD (IS)
The IS did meet criteria.

SURROGATE SPIKE RECOVERIES
All criteria were met within ASP QC limits.

METHOD BLANK
All the criteria were met except Carbon disulfide and Naphthalene were detected above the MDL, below the MRL in MB-54505 and are qualified as estimated in associated samples and spikes with detects.

FIELD DUPLICATE SAMPLE PRECISION
All criteria were met except Acetone was detected above the MDL, below the MRL and is qualified as estimated in 690-SB-63(4.0' -6.3')-O but undetected in 690-SB-63(4.0' -6.3')-D. Benzene, Trichloroethene and Toluene were detected in 690-SB-30(8.0'-10.7')-O but undetected in 690-SB-30(8.0'-10.7')-D.

LABORATORY CONTROL SAMPLES
All criteria were met except the %Rec of 2-Hexanone in LCS-54546 and Naphthalene in LCS-54583 were outside QC limits, high. These target analytes would be considered biased high in the associated samples.

MS/MSD
All criteria were met except m&p-Xylene was outside laboratory QC limits, low, in 690-SB-27(8.0'-10.5')-OMS/MSD and should be qualified as estimated in 690-SB-27(8.0'-10.5')-O. 1,1,2-Trichloroethene was outside laboratory QC limits, high, in 690-SB-27(8.0'-10.5')-OMS/MSD. Vinyl acetate was outside QC limits in 690-SB-27(8.0'-10.5')-OMS.
Vinyl acetate and 2-Chloroethyl vinyl ether were outside laboratory QC limits, low, in 690-SB-29()8.0'-10.4')-MSD. Tetrachloroethene was outside laboratory QC limits in 690-SB-29()8.0'-10.4')-MS.

COMPOUND QUANTITATION
All criteria were met.

INITIAL CALIBRATION
All criteria were met except the RRF value of Trichloroethene was outside QC limits in the initial calibration performed on 10/4/10 on instrument V2. ASP allows up to two target compounds to be outside QC limits, so no further action is required.
The raw data for Bromoform in the original package was not correct. Updated pages are included. Forms 6 and 7 were correct, thus the data was not affected.

CONTINUING CALIBRATION
All criteria were met except the %D of Vinyl Chloride was outside ASP QC limits in VSTD0501F and VSTD0501J. The %D of Carbon tetrachloride was outside ASP QC limits in VSTD0501J. The RRF value of Trichloroethene was outside QC limits in VSTD0502P. ASP allows up to two target compounds to be outside QC limits, so no further action is required.

GC/MS PERFORMANCE CHECK
All criteria were met except tune V1L7120.D did not pass criteria and was reshot. The subsequent tune passed criteria. The former tune was included in the original package but should not have been. The later tune results are attached.

SEMIVOLATILE ORGANIC COMPOUNDS

The following items/criteria were reviewed for this analytical suite:

- Data Completeness
- Narrative and Data Reporting Forms
- Chain of Custody and Traffic Reports
- Holding Times
- Internal Standard (IS) Area Performance
- Surrogate Spike Recoveries
- Method Blank
- Laboratory Control Samples
- MS/MSD
- Compound Quantitation
- Initial Calibration
- Continuing Calibration
- GC/MS Performance Check

The items listed above were technically in compliance with the method and SOP criteria with the exceptions discussed in the text below. The data have been reviewed according to the procedures outlined above and qualified accordingly.

OVERALL EVALUATION OF DATA AND POTENTIAL USABILITY ISSUES
The data are acceptable for use but are qualified below in Laboratory Control Sample and MS/MSD.

DATA COMPLETENESS
All criteria were met.

NARRATIVE AND DATA REPORTING FORMS
All criteria were met except the MDL's were not included in the original package. Those pages are attached.

CHAIN OF CUSTODY AND TRAFFIC REPORTS
All criteria were met. (See VOC, above)

HOLDING TIMES
All holding times for the samples were met.

INTERNAL STANDARD (IS)
The IS did meet criteria.

SURROGATE SPIKE RECOVERIES
All criteria were met.

METHOD BLANK
All the criteria were met. One TIC was detected in MB-54439.

FIELD DUPLICATE SAMPLE PRECISION
All criteria were met except 18 target analytes and 4 TIC's were detected in 690-SB-63(4.0'-6.3')-O but no target analytes and 11 TIC's were detected in 690-SB-63(4.0'-6.3')-D. Five TIC's were detected in 690-SB-30(8.0'-10.7')-O and no TIC's were detected in 690-SB-30(8.0'-10.7')-D.

LABORATORY CONTROL SAMPLES
All criteria were met except the %Rec of 4-Chloroaniline in LCS-54408 and Phenol in LCS-54382 and LCS-54439 were outside QC limits. 4-Chloroaniline and 4-Nitrophenol were detected above the MDL, below the MRL and are qualified as estimated in LCS-54408.

MS/MSD
All criteria were met except the %Rec of 2,4-Dinitrophenol and 4,6-Dinitro-2-methylphenol were outside the QC limits, low, in 690-SB-27(8.0'-10.5')-OMS/MSD and should be qualified as estimated in 690-SB-27(8.0'-10.5')-O. The %Rec of 2,4,5-Trichlorophenol was outside the QC limits in 690-SB-27(8.0'-10.5')-OMS.
Hexachlorocyclopentadiene and 4,6-Dinitro-2-methylphenol were detected above the MDL, below the MRL and was qualified as estimated in 690-SB-27(8.0'-10.5')-OMS/MSD. 2,4-Dinitrophenol was undetected in 690-SB-27(8.0'-10.5')-OMS/MSD.
2,4-Dinitrophenol and Pentachlorophenol were detected above the MDL, below the MRL and was qualified as estimated in 690-SB-29()8.0'-10.4')-MS/MSD.

COMPOUND QUANTITATION
All criteria were met.

INITIAL CALIBRATION
All criteria were met except the %RSD of Fluoranthene was outside ASP QC limits in the initial calibration performed on 9/30/10 on instrument S1. ASP allows up to four target analytes to be outside QC limits without further action.

CONTINUING CALIBRATION
All criteria were met except the %D of Pentachlorophenol was outside ASP QC limits in SSTD0501F and SSTD0503S. ASP allows up to four target analytes to be outside QC limits without further action.

GC/MS PERFORMANCE CHECK
All criteria were met.

PESTICIDES

The following items/criteria were reviewed for this analytical suite:

- Data Completeness
- Narrative and Data Reporting Forms
- Chain of Custody and Traffic Reports
- Holding Times
- Surrogate Spike Recoveries
- Method Blank
- Field Duplicate Precision
- Laboratory Control Samples
- MS/MSD
- Compound Quantitation
- Initial Calibration
- Continuing Calibration

The items listed above were technically in compliance with the method and SOP criteria with the exceptions discussed in the text below. The data have been reviewed according to the procedures outlined above and qualified accordingly.

OVERALL EVALUATION OF DATA AND POTENTIAL USABILITY ISSUES
The data are acceptable for use.

Sulfur clean up was used for all samples, blanks and spikes.

Mitkem Laboratories reported the concentration of the target analytes from the column with the lower result.

DATA COMPLETENESS
All criteria were met.

NARRATIVE AND DATA REPORTING FORMS
All criteria were met except no MDL's were provided in the original package. Those pages are attached.

CHAIN OF CUSTODY AND TRAFFIC REPORTS
All criteria were met. (See VOC, above)

HOLDING TIMES
All holding times were met.

SURROGATE SPIKE RECOVERIES
All criteria for the surrogate recoveries were met.

METHOD BLANK
All the criteria were met.

FIELD DUPLICATE SAMPLE PRECISION
All criteria were met.

LABORATORY CONTROL SAMPLES
All criteria were met except the %D between the columns was outside QC limits for delta-BHC, Endosulfan I, Dieldrin, Endosulfan II, 4,4'-DDD, 4,4'-DDT, Methoxychlor, a-Chlordane and g-Chlordane in LCS-54381. The %D between columns was outside QC limits for 4,4'-DDD in LCS-54407. The %D between columns was outside QC limits for 4,4'-DDD and delta-BHC in LCS54443 and LSCD-54443. The %D between columns was outside QC limits for 4,4'-DDD, Aldrin, g-Chlordane and delta-BHC in LCSD-54407.

MS/MSD
All criteria were met except the %Rec and %RPD of several target analytes off column 1 were outside QC limits in 690-SB-27(8.0'-10.5-)-OMSD. All target analytes were within limits in 690-SB-27(8.0'-10.5-)-OMS off column 1. The %Rec of g-Chlordane and the %RPD of Heptachlor epoxide and g-Chlordane were outside QC limits, high, in 690-SB-27(8.0'-10.5-)-OMS/MSD off column 2. There were no detects in 690-SB-27(8.0'-10.5-)-O, so no further action is required.
The %Rec of several target analytes were outside QC limits in 690-SB-29()8.0'-10.4')MS/MSD off column 1. The %Rec and %RPD were outside QC limits, high, for g-Chlordane in 690-SB-29()8.0'-10.4')MS/MSD off column 2. There were no detects in 690-SB-29()8.0'-10.4') so no further action is required.
The %D between the columns was outside QC limits for several target analytes in 690-SB-27(8.0'-10.5-)-OMS/MSD and 690-SB-29()8.0'-10.4')MS/MSD.

COMPOUND QUANTITATION
All criteria were met.

INITIAL CALIBRATION
All criteria were met.

CONTINUING CALIBRATION
All criteria were met except the %D of Endrin Ketone was outside QC limits off column 2 in INDC3JI. The %D of 4,4'-DDT was outside QC limits off column 1 in INDC3JN. The column within QC limits should be used for these target analytes in associated blanks, spikes and samples.

POLYCHLORINATED BIPHENYLS

The following items/criteria were reviewed for this analytical suite:

- Data Completeness
- Narrative and Data Reporting Forms
- Chain of Custody and Traffic Reports
- Holding Times
- Surrogate Spike Recoveries
- Method Blank
- Field Duplicate Precision

- Laboratory Control Samples
- MS/MSD
- Compound Quantitation
- Initial Calibration
- Continuing Calibration

The items listed above were technically in compliance with the method and SOP criteria with the exceptions discussed in the text below. The data have been reviewed according to the procedures outlined above and qualified accordingly.

OVERALL EVALUATION OF DATA AND POTENTIAL USABILITY ISSUES
The data are acceptable for use but are qualified below in Continuing Calibration.

Sulfur and acid clean up was used for all samples, blanks and spikes.

Mitkem Laboratories reported the concentration of the target analytes from the column with the lower result.

DATA COMPLETENESS
All criteria were met.

NARRATIVE AND DATA REPORTING FORMS
All criteria were met except no MDL's were provided in the original package. Those pages are attached.

CHAIN OF CUSTODY AND TRAFFIC REPORTS
All criteria were met. (See VOC, above)

HOLDING TIMES
All holding times for the samples were met.

SURROGATE SPIKE RECOVERIES
All criteria for the surrogate recoveries were met.

METHOD BLANK
All the criteria were met.

FIELD DUPLICATE SAMPLE PRECISION
All the criteria were met except Aroclor-1254 was detected in 690-SB-30(8.0'-10.7')-O but not in 690-SB-30(8.0'-10.7')-D.

LABORATORY CONTROL SAMPLES
All criteria were met.

MS/MSD
All criteria were met except the %RPD of Aroclor1016 in 690-SB-27(8.0'-10.5')-OMS/MSD was outside QC limits.

COMPOUND QUANTITATION
All criteria were met.

INITIAL CALIBRATION
All criteria were met.

CONTINUING CALIBRATION
All criteria were met except the %D of the Aroclor 1260 peak 1, off column 1, and Aroclor 1260 peaks 1-3 were outside QC limits in AR16603EJ. Aroclor 1260 should be qualified as estimated in associated blanks, spikes and samples.

METALS

The following items/criteria were reviewed for this analytical suite:

- Data Completeness
- Narrative and Data Reporting Forms
- Chain of Custody and Traffic Reports
- Holding Times
- Method Blank
- Laboratory Control Sample
- MS
- Duplicate
- Field Duplicate
- Serial Dilution
- Compound Quantitation
- Calibration

The items listed above were technically in compliance with the method and SOP criteria with the exceptions discussed in the text below. The data have been reviewed according to the procedures outlined above.

OVERALL EVALUATION OF DATA AND POTENTIAL USABILITY ISSUES
The data are acceptable for use but are qualified below in Method Blank, MS/MSD, Duplicate, Serial Dilution and Calibration.

DATA COMPLETENESS
All criteria were met.

NARATIVE AND DATA REPORTING FORMS
All criteria were met.

In the prep logbook 690-29()8.0'-10.4')D and 690-29()8.0'-10.4')S were crossed off but should not have been.

CHAIN OF CUSTODY AND TRAFFIC REPORTS
All criteria were met. (See VOC, above)

HOLDING TIMES
All holding times were met.

METHOD BLANK
All criteria were met except Mg was detected above the MDL, below the MRL and qualified with a 'B' in MB-54419.

LABORATORY CONTROL SAMPLE
All criteria were met.

MS/MSD
All criteria were met except the %D of Sb was outside QC limits in 690-SB-27(8.0'-10.5-)-OS and 690-SB-29()8.0'-10.4')S and is qualified with an 'N'.
Sb was within QC limits in the post digest spike.

Mitkem does not include some commonly occurring target analytes in the spiking solution since the naturally occurring high concentrations tend to mask the spiking compound.

DUPLICATE
All criteria were met except the %RPD of As, Cu and Mg were outside QC limits in 690-SB-27(8.0'-10.5-)-OD. The %RPD of As, Ca, Mg, Mn, Ni, K and Na were outside QC limits in 690-SB-29()8.0'-10.4')D. These target analytes are qualified with a '*' in the samples.

FIELD DUPLICATE
All criteria were met except Sb was detected in 690-SB-30(8.0'-10.7')-D but not in 690-SB-30(8.0'-10.7')-O.

SERIAL DILUTION
All criteria were met except the %D of Al, Ba, Cr, Co, Fe, Mg, Mn, Ni and V were outside QC limits in 690-SB-27(8.0'-10.5')-O. The %D of Ba, Cr, Co, Fe, Mg, Mn, Ni, V and Zn were outside QC limits in 690-SB-29()8.0'-10.4'). These target analytes were qualified with an 'E' in the samples.

COMPOUND QUANITATION
All criteria were met.

CALIBRATION

All criteria were met except Ca was detected in CCB1, CCB2 and CCB7.
Co, V and Ba were detected in CCB3.
Ba and Ca were detected in CCB5.
Ba, Co and Ni were detected in CCB6.
Ba was detected in CCB9.
The results for these target analytes were >MRL in all samples except, Co in sample 690-SB-59(0.4'-4.0')-O was above the MDL, below the MRL and should be qualified as undetected.

MERCURY

The following items/criteria were reviewed for this analytical suite:

- Data Completeness
- Narrative and Data Reporting Forms
- Chain of Custody and Traffic Reports
- Holding Times
- Method Blank
- Laboratory Control Samples
- MS/MSD
- Duplicate
- Field Duplicate
- Compound Quantitation
- Calibration

The items listed above were technically in compliance with the method and SOP criteria with any exceptions discussed in the text below. The data have been reviewed according to the procedures outlined above.

OVERALL EVALUATION OF DATA AND POTENTIAL USABILITY ISSUES

The data are acceptable for use but there was no H_2O MS/MSD or H_2O Duplicate performed in sequence with the H_2O samples, so ASP category B criteria have not been fulfilled.

DATA COMPLETENESS

All criteria were met.

NARRATIVE AND DATA REPORTING FORMS

All criteria were met.

CHAIN OF CUSTODY

All criteria were met. (See VOC, above)

HOLDING TIMES
All holding times were met.

METHOD BLANK
All criteria were met except Hg was detected in MB-54520 above the MDL, below the MRL. Hg was not detected in the associated samples.

LABORATORY CONTROL SAMPLES
All criteria were met.

MS/MSD
All criteria were met except no MS/MSD were performed on the H_2O samples.

DUPLICATE
All criteria were met except no duplicate was performed on the H_2O samples

FIELD DUPLICATE
All criteria were met.

COMPOUND QUANTITATION
All criteria were met.

CALIBRATION
All criteria were met.

GENERAL CHEMISTY

The following items/criteria were reviewed for this analytical suite:

- Dry Weight

The items listed above were technically in compliance with the method and SOP criteria with any exceptions discussed in the text below. The data have been reviewed according to the procedures outlined above.

Dry Weight

The percent moisture was recorded on a 'Percent Moisture and Percent Solids Report' but no Form 1's were submitted.

1A - FORM I VOA-1

VOLATILE ORGANICS ANALYSIS DATA SHEET

EPA SAMPLE NO.

690-SB-27
(8.0'-10.5')-O

Lab Name: MITKEM LABORATORIES Contract:

Lab Code: MITKEM Case No.: J1865 Mod. Ref No.: SDG No.: SJ1865

Matrix: (SOIL/SED/WATER) SOIL Lab Sample ID: J1865-03B

Sample wt/vol: 5.90 (g/mL) G Lab File ID: V1L7036.D

Level: (TRACE/LOW/MED) LOW Date Received: 09/27/2010

% Moisture: not dec. 11 Date Analyzed: 10/04/2010

GC Column: DB-624 ID: 0.25 (mm) Dilution Factor: 1.0

Soil Extract Volume: (uL) Soil Aliquot Volume: (uL)

Purge Volume: 10.0 (mL)

CAS NO.	COMPOUND	CONCENTRATION UNITS: (ug/L or ug/Kg) µG/KG	Q
74-87-3	Chloromethane	4.8	U
75-01-4	Vinyl chloride	4.8	U
74-83-9	Bromomethane	4.8	U
75-00-3	Chloroethane	4.8	U
75-69-4	Trichlorofluoromethane	4.8	U
75-35-4	1,1-Dichloroethene	4.8	U
67-64-1	Acetone	10	
75-15-0	Carbon disulfide	3.8	BJ
75-09-2	Methylene chloride	4.8	U
156-60-5	trans-1,2-Dichloroethene	4.8	U
1634-04-4	Methyl tert-butyl ether	4.8	U
75-34-3	1,1-Dichloroethane	4.8	U
108-05-4	Vinyl acetate	4.8	U
78-93-3	2-Butanone	4.8	U
156-59-2	cis-1,2-Dichloroethene	4.8	U
67-66-3	Chloroform	4.8	U
71-55-6	1,1,1-Trichloroethane	4.8	U
56-23-5	Carbon tetrachloride	4.8	U
107-06-2	1,2-Dichloroethane	4.8	U
71-43-2	Benzene	4.8	U
79-01-6	Trichloroethene	4.8	U
78-87-5	1,2-Dichloropropane	4.8	U
75-27-4	Bromodichloromethane	4.8	U
10061-01-5	cis-1,3-Dichloropropene	4.8	U
108-10-1	4-Methyl-2-pentanone	4.8	U
108-88-3	Toluene	4.0	J
10061-02-6	trans-1,3-Dichloropropene	4.8	U
79-00-5	1,1,2-Trichloroethane	4.8	U
127-18-4	Tetrachloroethene	4.8	U
591-78-6	2-Hexanone	4.8	U
124-48-1	Dibromochloromethane	4.8	U
108-90-7	Chlorobenzene	4.8	U
100-41-4	Ethylbenzene	4.8	
1330-20-7	m,p-Xylene	17	
95-47-6	o-Xylene	2.2	J

1B - FORM I VOA-2

VOLATILE ORGANICS ANALYSIS DATA SHEET

CLIENT SAMPLE NO.

690-SB-27
(8.0'-10.5')-O

Lab Name: MITKEM LABORATORIES Contract:

Lab Code: MITKEM Case No.: J1865 Mod. Ref No.: SDG No.: SJ1865

Matrix: (SOIL/SED/WATER) SOIL Lab Sample ID: J1865-03B

Sample wt/vol: 5.90 (g/mL) G Lab File ID: V1L7036.D

Level: (TRACE/LOW/MED) LOW Date Received: 09/27/2010

% Moisture: not dec. 11 Date Analyzed: 10/04/2010

GC Column: DB-624 ID: 0.25 (mm) Dilution Factor: 1.0

Soil Extract Volume: (uL) Soil Aliquot Volume: (uL)

Purge Volume: 10.0 (mL)

CAS NO.	COMPOUND	CONCENTRATION UNITS: (ug/L or ug/Kg) µG/KG	Q
1330-20-7	Xylene (Total)	20	
100-42-5	Styrene	4.8	U
75-25-2	Bromoform	4.8	U
98-82-8	Isopropylbenzene	3.0	J
79-34-5	1,1,2,2-Tetrachloroethane	4.8	U
103-65-1	n-Propylbenzene	3.3	J
108-67-8	1,3,5-Trimethylbenzene	5.0	
98-06-6	tert-Butylbenzene	4.8	U
95-63-6	1,2,4-Trimethylbenzene	13	
135-98-8	sec-Butylbenzene	4.8	U
99-87-6	4-Isopropyltoluene	4.8	U
541-73-1	1,3-Dichlorobenzene	4.8	U
106-46-7	1,4-Dichlorobenzene	4.8	U
104-51-8	n-Butylbenzene	4.8	U
95-50-1	1,2-Dichlorobenzene	4.8	U
91-20-3	Naphthalene	4.8	U
110-75-8	2-Chloroethyl vinyl ether	4.8	U

1J - FORM I VOA-TIC

VOLATILE ORGANICS ANALYSIS DATA SHEET

TENTATIVELY IDENTIFIED COMPOUNDS

CLIENT SAMPLE NO.

690-SB-27
(8.0'-10.5')-O

Lab Name: MITKEM LABORATORIES Contract:

Lab Code: MITKEM Case No.: J1865 Mod. Ref No.: SDG No.: SJ1865

Matrix: (SOIL/SED/WATER) SOIL Lab Sample ID: J1865-03B

Sample wt/vol: 5.90 (g/mL) G Lab File ID: V1L7036.D

Level: (TRACE or LOW/MED) LOW Date Received: 09/27/2010

% Moisture: not dec. 11 Date Analyzed: 10/04/2010

GC Column: DB-624 ID: 0.25 (mm) Dilution Factor: 1.0

Soil Extract Volume: (uL) Soil Aliquot Volume: (uL)

CONCENTRATION UNITS: (ug/L or ug/Kg) µG/KG Purge Volume: 10.0 (mL)

	CAS NUMBER	COMPOUND NAME	RT	EST. CONC.	Q
01		Unknown-01	4.110	24	J
02		Unknown-02	6.059	29	J
03		Unknown-03	6.266	22	J
04	108-87-2	Cyclohexane, methyl-	7.428	70	NJ
05	592-27-8	Heptane, 2-methyl-	8.167	36	NJ
06		Unknown-04	8.344	38	J
07		Unknown-05	8.885	130	J
08	583-57-3	Cyclohexane, 1,2-dimethyl-	9.063	69	NJ
09		Unknown-06	9.870	70	J
10		Unknown-07	10.205	120	J
11		Unknown-08	10.855	150	J
	E966796[1]	Total Alkanes	N/A		

[1]EPA-designated Registry Number.

1A - FORM I VOA-1

VOLATILE ORGANICS ANALYSIS DATA SHEET

CLIENT SAMPLE NO.

690-SB-58
(4.0'-7.3')-O

Lab Name: MITKEM LABORATORIES Contract:

Lab Code: MITKEM Case No.: J1865 Mod. Ref No.: SDG No.: SJ1865

Matrix: (SOIL/SED/WATER) SOIL Lab Sample ID: J1865-04B

Sample wt/vol: 5.20 (g/mL) G Lab File ID: V1L7037.D

Level: (TRACE/LOW/MED) LOW Date Received: 09/27/2010

% Moisture: not dec. 9.0 Date Analyzed: 10/04/2010

GC Column: DB-624 ID: 0.25 (mm) Dilution Factor: 1.0

Soil Extract Volume: (uL) Soil Aliquot Volume: (uL)

Purge Volume: 10.0 (mL)

CAS NO.	COMPOUND	CONCENTRATION UNITS: (ug/L or ug/Kg) µG/KG	Q
74-87-3	Chloromethane	5.3	U
75-01-4	Vinyl chloride	5.3	U
74-83-9	Bromomethane	5.3	U
75-00-3	Chloroethane	5.3	U
75-69-4	Trichlorofluoromethane	5.3	U
75-35-4	1,1-Dichloroethene	5.3	U
67-64-1	Acetone	5.3	U
75-15-0	Carbon disulfide	5.3	U
75-09-2	Methylene chloride	5.3	U
156-60-5	trans-1,2-Dichloroethene	5.3	U
1634-04-4	Methyl tert-butyl ether	5.3	U
75-34-3	1,1-Dichloroethane	5.3	U
108-05-4	Vinyl acetate	5.3	U
78-93-3	2-Butanone	5.3	U
156-59-2	cis-1,2-Dichloroethene	19	
67-66-3	Chloroform	5.3	U
71-55-6	1,1,1-Trichloroethane	5.3	U
56-23-5	Carbon tetrachloride	5.3	U
107-06-2	1,2-Dichloroethane	5.3	U
71-43-2	Benzene	5.3	U
79-01-6	Trichloroethene	110	
78-87-5	1,2-Dichloropropane	5.3	U
75-27-4	Bromodichloromethane	5.3	U
10061-01-5	cis-1,3-Dichloropropene	5.3	U
108-10-1	4-Methyl-2-pentanone	5.3	U
108-88-3	Toluene	5.3	U
10061-02-6	trans-1,3-Dichloropropene	5.3	U
79-00-5	1,1,2-Trichloroethane	5.3	U
127-18-4	Tetrachloroethene	5.3	U
591-78-6	2-Hexanone	5.3	U
124-48-1	Dibromochloromethane	5.3	U
108-90-7	Chlorobenzene	5.3	U
100-41-4	Ethylbenzene	5.3	U
1330-20-7	m,p-Xylene	5.3	U
95-47-6	o-Xylene	5.3	U

1B - FORM I VOA-2

VOLATILE ORGANICS ANALYSIS DATA SHEET

CLIENT SAMPLE NO.

690-SB-58
(4.0'-7.3')-O

Lab Name: MITKEM LABORATORIES Contract:

Lab Code: MITKEM Case No.: J1865 Mod. Ref No.: SDG No.: SJ1865

Matrix: (SOIL/SED/WATER) SOIL Lab Sample ID: J1865-04B

Sample wt/vol: 5.20 (g/mL) G Lab File ID: V1L7037.D

Level: (TRACE/LOW/MED) LOW Date Received: 09/27/2010

% Moisture: not dec. 9.0 Date Analyzed: 10/04/2010

GC Column: DB-624 ID: 0.25 (mm) Dilution Factor: 1.0

Soil Extract Volume: (uL) Soil Aliquot Volume: (uL)

Purge Volume: 10.0 (mL)

CAS NO.	COMPOUND	CONCENTRATION UNITS: (ug/L or ug/Kg) µG/KG	Q
1330-20-7	Xylene (Total)	5.3	U
100-42-5	Styrene	5.3	U
75-25-2	Bromoform	5.3	U
98-82-8	Isopropylbenzene	5.3	U
79-34-5	1,1,2,2-Tetrachloroethane	5.3	U
103-65-1	n-Propylbenzene	5.3	U
108-67-8	1,3,5-Trimethylbenzene	5.3	U
98-06-6	tert-Butylbenzene	5.3	U
95-63-6	1,2,4-Trimethylbenzene	5.3	U
135-98-8	sec-Butylbenzene	5.3	U
99-87-6	4-Isopropyltoluene	5.3	U
541-73-1	1,3-Dichlorobenzene	5.3	U
106-46-7	1,4-Dichlorobenzene	5.3	U
104-51-8	n-Butylbenzene	5.3	U
95-50-1	1,2-Dichlorobenzene	5.3	U
91-20-3	Naphthalene	5.3	U
110-75-8	2-Chloroethyl vinyl ether	5.3	U

1J - FORM I VOA-TIC

VOLATILE ORGANICS ANALYSIS DATA SHEET

TENTATIVELY IDENTIFIED COMPOUNDS

CLIENT SAMPLE NO.

690-SB-58
(4.0'-7.3')-O

Lab Name: MITKEM LABORATORIES Contract:

Lab Code: MITKEM Case No.: J1865 Mod. Ref No.: SDG No.: SJ1865

Matrix: (SOIL/SED/WATER) SOIL Lab Sample ID: J1865-04B

Sample wt/vol: 5.20 (g/mL) G Lab File ID: V1L7037.D

Level: (TRACE or LOW/MED) LOW Date Received: 09/27/2010

% Moisture: not dec. 9.0 Date Analyzed: 10/04/2010

GC Column: DB-624 ID: 0.25 (mm) Dilution Factor: 1.0

Soil Extract Volume: (uL) Soil Aliquot Volume: (uL)

CONCENTRATION UNITS: (ug/L or ug/Kg) µG/KG Purge Volume: 10.0 (mL)

CAS NUMBER	COMPOUND NAME	RT	EST. CONC.	Q
E96679€[1]	Total Alkanes	N/A		

[1] EPA-designated Registry Number.

1A - FORM I VOA-1

VOLATILE ORGANICS ANALYSIS DATA SHEET

CLIENT SAMPLE NO.

690-SB-97
(3.0'-4.1')-O

Lab Name: MITKEM LABORATORIES Contract:

Lab Code: MITKEM Case No.: J1865 Mod. Ref No.: SDG No.: SJ1865

Matrix: (SOIL/SED/WATER) SOIL Lab Sample ID: J1865-07B

Sample wt/vol: 5.10 (g/mL) G Lab File ID: V1L7038.D

Level: (TRACE/LOW/MED) LOW Date Received: 09/27/2010

% Moisture: not dec. 10 Date Analyzed: 10/04/2010

GC Column: DB-624 ID: 0.25 (mm) Dilution Factor: 1.0

Soil Extract Volume: (uL) Soil Aliquot Volume: (uL)

Purge Volume: 10.0 (mL)

CAS NO.	COMPOUND	CONCENTRATION UNITS: (ug/L or ug/Kg) µG/KG	Q
74-87-3	Chloromethane	5.4	U
75-01-4	Vinyl chloride	5.4	U
74-83-9	Bromomethane	5.4	U
75-00-3	Chloroethane	5.4	U
75-69-4	Trichlorofluoromethane	5.4	U
75-35-4	1,1-Dichloroethene	5.4	U
67-64-1	Acetone	6.9	
75-15-0	Carbon disulfide	2.6	BJ
75-09-2	Methylene chloride	5.4	U
156-60-5	trans-1,2-Dichloroethene	5.4	U
1634-04-4	Methyl tert-butyl ether	5.4	U
75-34-3	1,1-Dichloroethane	5.4	U
108-05-4	Vinyl acetate	5.4	U
78-93-3	2-Butanone	5.4	U
156-59-2	cis-1,2-Dichloroethene	5.4	U
67-66-3	Chloroform	5.4	U
71-55-6	1,1,1-Trichloroethane	5.4	U
56-23-5	Carbon tetrachloride	5.4	U
107-06-2	1,2-Dichloroethane	5.4	U
71-43-2	Benzene	5.4	U
79-01-6	Trichloroethene	5.4	U
78-87-5	1,2-Dichloropropane	5.4	U
75-27-4	Bromodichloromethane	5.4	U
10061-01-5	cis-1,3-Dichloropropene	5.4	U
108-10-1	4-Methyl-2-pentanone	5.4	U
108-88-3	Toluene	5.4	U
10061-02-6	trans-1,3-Dichloropropene	5.4	U
79-00-5	1,1,2-Trichloroethane	5.4	U
127-18-4	Tetrachloroethene	5.4	U
591-78-6	2-Hexanone	5.4	U
124-48-1	Dibromochloromethane	5.4	U
108-90-7	Chlorobenzene	5.4	U
100-41-4	Ethylbenzene	5.4	U
1330-20-7	m,p-Xylene	5.4	U
95-47-6	o-Xylene	5.4	U

1B - FORM I VOA-2

VOLATILE ORGANICS ANALYSIS DATA SHEET

CLIENT SAMPLE NO.

690-SB-97
(3.0'-4.1')-O

Lab Name: MITKEM LABORATORIES Contract:

Lab Code: MITKEM Case No.: J1865 Mod. Ref No.: SDG No.: SJ1865

Matrix: (SOIL/SED/WATER) SOIL Lab Sample ID: J1865-07B

Sample wt/vol: 5.10 (g/mL) G Lab File ID: V1L7038.D

Level: (TRACE/LOW/MED) LOW Date Received: 09/27/2010

% Moisture: not dec. 10 Date Analyzed: 10/04/2010

GC Column: DB-624 ID: 0.25 (mm) Dilution Factor: 1.0

Soil Extract Volume: (uL) Soil Aliquot Volume: (uL)

Purge Volume: 10.0 (mL)

CAS NO.	COMPOUND	CONCENTRATION UNITS: (ug/L or ug/Kg) µG/KG	Q
1330-20-7	Xylene (Total)	5.4	U
100-42-5	Styrene	5.4	U
75-25-2	Bromoform	5.4	U
98-82-8	Isopropylbenzene	5.4	U
79-34-5	1,1,2,2-Tetrachloroethane	5.4	U
103-65-1	n-Propylbenzene	5.4	U
108-67-8	1,3,5-Trimethylbenzene	5.4	U
98-06-6	tert-Butylbenzene	5.4	U
95-63-6	1,2,4-Trimethylbenzene	5.4	U
135-98-8	sec-Butylbenzene	5.4	U
99-87-6	4-Isopropyltoluene	5.4	U
541-73-1	1,3-Dichlorobenzene	5.4	U
106-46-7	1,4-Dichlorobenzene	5.4	U
104-51-8	n-Butylbenzene	5.4	U
95-50-1	1,2-Dichlorobenzene	5.4	U
91-20-3	Naphthalene	5.4	U
110-75-8	2-Chloroethyl vinyl ether	5.4	U

1J - FORM I VOA-TIC

VOLATILE ORGANICS ANALYSIS DATA SHEET

TENTATIVELY IDENTIFIED COMPOUNDS

CLIENT SAMPLE NO.

690-SB-97
(3.0'-4.1')-O

Lab Name: MITKEM LABORATORIES Contract:

Lab Code: MITKEM Case No.: J1865 Mod. Ref No.: SDG No.: SJ1865

Matrix: (SOIL/SED/WATER) SOIL Lab Sample ID: J1865-07B

Sample wt/vol: 5.10 (g/mL) G Lab File ID: V1L7038.D

Level: (TRACE or LOW/MED) LOW Date Received: 09/27/2010

% Moisture: not dec. 10 Date Analyzed: 10/04/2010

GC Column: DB-624 ID: 0.25 (mm) Dilution Factor: 1.0

Soil Extract Volume: (uL) Soil Aliquot Volume: (uL)

CONCENTRATION UNITS: (ug/L or ug/Kg) µG/KG Purge Volume: 10.0 (mL)

	CAS NUMBER	COMPOUND NAME	RT	EST. CONC.	Q
01		Unknown-01	1.575	620	J
02	2958-76-1	Naphthalene, decahydro-2-met	14.671	12	NJ
03		Unknown-02	15.852	18	J
04		Unknown-03	16.108	18	J
05		Unknown-04	16.571	18	J
06		Unknown-05	17.132	13	J
07		Unknown-06	17.260	14	J
08		Unknown-07	17.447	20	J
09		Unknown-08	18.136	17	J
10		Unknown-09	18.274	14	J
11	80655-44-3	Decahydro-4,4,8,9,10-pentame	18.629	13	NJ
	E966796[1]	Total Alkanes	N/A		

[1]EPA-designated Registry Number.

1A - FORM I VOA-1

VOLATILE ORGANICS ANALYSIS DATA SHEET

CLIENT SAMPLE NO.

690-SB-97-O

Lab Name: MITKEM LABORATORIES Contract:

Lab Code: MITKEM Case No.: J1865 Mod. Ref No.: SDG No.: SJ1865

Matrix: (SOIL/SED/WATER) WATER Lab Sample ID: J1865-08A

Sample wt/vol: 5.00 (g/mL) ML Lab File ID: V1L7017.D

Level: (TRACE/LOW/MED) LOW Date Received: 09/27/2010

% Moisture: not dec. Date Analyzed: 10/02/2010

GC Column: DB-624 ID: 0.25 (mm) Dilution Factor: 1.0

Soil Extract Volume: (uL) Soil Aliquot Volume: (uL)

Purge Volume: 5.0 (mL)

CAS NO.	COMPOUND	CONCENTRATION UNITS: (ug/L or ug/Kg) µG/L	Q
74-87-3	Chloromethane	5.0	U
75-01-4	Vinyl chloride	5.0	U
74-83-9	Bromomethane	5.0	U
75-00-3	Chloroethane	5.0	U
75-69-4	Trichlorofluoromethane	5.0	U
75-35-4	1,1-Dichloroethene	5.0	U
67-64-1	Acetone	5.4	
75-15-0	Carbon disulfide	5.0	U
75-09-2	Methylene chloride	5.0	U
156-60-5	trans-1,2-Dichloroethene	5.0	U
1634-04-4	Methyl tert-butyl ether	5.0	U
75-34-3	1,1-Dichloroethane	5.0	U
108-05-4	Vinyl acetate	5.0	U
78-93-3	2-Butanone	5.0	U
156-59-2	cis-1,2-Dichloroethene	5.0	U
67-66-3	Chloroform	5.0	U
71-55-6	1,1,1-Trichloroethane	5.0	U
56-23-5	Carbon tetrachloride	5.0	U
107-06-2	1,2-Dichloroethane	5.0	U
71-43-2	Benzene	5.0	U
79-01-6	Trichloroethene	5.0	U
78-87-5	1,2-Dichloropropane	5.0	U
75-27-4	Bromodichloromethane	5.0	U
10061-01-5	cis-1,3-Dichloropropene	5.0	U
108-10-1	4-Methyl-2-pentanone	5.0	U
108-88-3	Toluene	1.2	J
10061-02-6	trans-1,3-Dichloropropene	5.0	U
79-00-5	1,1,2-Trichloroethane	5.0	U
127-18-4	Tetrachloroethene	5.0	U
591-78-6	2-Hexanone	5.0	U
124-48-1	Dibromochloromethane	5.0	U
108-90-7	Chlorobenzene	5.0	U
100-41-4	Ethylbenzene	5.0	U
1330-20-7	m,p-Xylene	5.0	U
95-47-6	o-Xylene	5.0	U

1B - FORM I VOA-2

VOLATILE ORGANICS ANALYSIS DATA SHEET

CLIENT SAMPLE NO.

690-SB-97-O

Lab Name: MITKEM LABORATORIES Contract:

Lab Code: MITKEM Case No.: J1865 Mod. Ref No.: SDG No.: SJ1865

Matrix: (SOIL/SED/WATER) WATER Lab Sample ID: J1865-08A

Sample wt/vol: 5.00 (g/mL) ML Lab File ID: V1L7017.D

Level: (TRACE/LOW/MED) LOW Date Received: 09/27/2010

% Moisture: not dec. Date Analyzed: 10/02/2010

GC Column: DB-624 ID: 0.25 (mm) Dilution Factor: 1.0

Soil Extract Volume: (uL) Soil Aliquot Volume: (uL)

Purge Volume: 5.0 (mL)

CAS NO.	COMPOUND	CONCENTRATION UNITS: (ug/L or ug/Kg) µG/L	Q
1330-20-7	Xylene (Total)	5.0	U
100-42-5	Styrene	5.0	U
75-25-2	Bromoform	5.0	U
98-82-8	Isopropylbenzene	5.0	U
79-34-5	1,1,2,2-Tetrachloroethane	5.0	U
103-65-1	n-Propylbenzene	5.0	U
108-67-8	1,3,5-Trimethylbenzene	5.0	U
98-06-6	tert-Butylbenzene	5.0	U
95-63-6	1,2,4-Trimethylbenzene	5.0	U
135-98-8	sec-Butylbenzene	5.0	U
99-87-6	4-Isopropyltoluene	5.0	U
541-73-1	1,3-Dichlorobenzene	5.0	U
106-46-7	1,4-Dichlorobenzene	5.0	U
104-51-8	n-Butylbenzene	5.0	U
95-50-1	1,2-Dichlorobenzene	5.0	U
91-20-3	Naphthalene	5.0	U
110-75-8	2-Chloroethyl vinyl ether	5.0	U

1J - FORM I VOA-TIC

VOLATILE ORGANICS ANALYSIS DATA SHEET

TENTATIVELY IDENTIFIED COMPOUNDS

CLIENT SAMPLE NO.

690-SB-97-O

Lab Name: MITKEM LABORATORIES Contract:

Lab Code: MITKEM Case No.: J1865 Mod. Ref No.: SDG No.: SJ1865

Matrix: (SOIL/SED/WATER) WATER Lab Sample ID: J1865-08A

Sample wt/vol: 5.00 (g/mL) ML Lab File ID: V1L7017.D

Level: (TRACE or LOW/MED) LOW Date Received: 09/27/2010

% Moisture: not dec. Date Analyzed: 10/02/2010

GC Column: DB-624 ID: 0.25 (mm) Dilution Factor: 1.0

Soil Extract Volume: (uL) Soil Aliquot Volume: (uL)

CONCENTRATION UNITS: (ug/L or ug/Kg) µG/L Purge Volume: 5.0 (mL)

CAS NUMBER	COMPOUND NAME	RT	EST. CONC.	Q
E966796[1]	Total Alkanes	N/A		

[1]EPA-designated Registry Number.

1A - FORM I VOA-1

VOLATILE ORGANICS ANALYSIS DATA SHEET

CLIENT SAMPLE NO.

690-SB-63
(4.0'-6.3')-O

Lab Name: MITKEM LABORATORIES Contract:

Lab Code: MITKEM Case No.: J1865 Mod. Ref No.: SDG No.: SJ1865

Matrix: (SOIL/SED/WATER) SOIL Lab Sample ID: J1865-09B

Sample wt/vol: 5.60 (g/mL) G Lab File ID: V1L7039.D

Level: (TRACE/LOW/MED) LOW Date Received: 09/27/2010

% Moisture: not dec. 10 Date Analyzed: 10/04/2010

GC Column: DB-624 ID: 0.25 (mm) Dilution Factor: 1.0

Soil Extract Volume: (uL) Soil Aliquot Volume: (uL)

Purge Volume: 10.0 (mL)

CAS NO.	COMPOUND	CONCENTRATION UNITS: (ug/L or ug/Kg) µG/KG	Q
74-87-3	Chloromethane	5.0	U
75-01-4	Vinyl chloride	5.0	U
74-83-9	Bromomethane	5.0	U
75-00-3	Chloroethane	5.0	U
75-69-4	Trichlorofluoromethane	5.0	U
75-35-4	1,1-Dichloroethene	5.0	U
67-64-1	Acetone	2.1	J
75-15-0	Carbon disulfide	5.0	U
75-09-2	Methylene chloride	5.0	U
156-60-5	trans-1,2-Dichloroethene	5.0	U
1634-04-4	Methyl tert-butyl ether	5.0	U
75-34-3	1,1-Dichloroethane	5.0	U
108-05-4	Vinyl acetate	5.0	U
78-93-3	2-Butanone	5.0	U
156-59-2	cis-1,2-Dichloroethene	5.0	U
67-66-3	Chloroform	5.0	U
71-55-6	1,1,1-Trichloroethane	5.0	U
56-23-5	Carbon tetrachloride	5.0	U
107-06-2	1,2-Dichloroethane	5.0	U
71-43-2	Benzene	5.0	U
79-01-6	Trichloroethene	5.0	U
78-87-5	1,2-Dichloropropane	5.0	U
75-27-4	Bromodichloromethane	5.0	U
10061-01-5	cis-1,3-Dichloropropene	5.0	U
108-10-1	4-Methyl-2-pentanone	5.0	U
108-88-3	Toluene	5.0	U
10061-02-6	trans-1,3-Dichloropropene	5.0	U
79-00-5	1,1,2-Trichloroethane	5.0	U
127-18-4	Tetrachloroethene	5.0	U
591-78-6	2-Hexanone	5.0	U
124-48-1	Dibromochloromethane	5.0	U
108-90-7	Chlorobenzene	5.0	U
100-41-4	Ethylbenzene	5.0	U
1330-20-7	m,p-Xylene	5.0	U
95-47-6	o-Xylene	5.0	U

1B - FORM I VOA-2

VOLATILE ORGANICS ANALYSIS DATA SHEET

CLIENT SAMPLE NO.

690-SB-63
(4.0'-6.3')-O

Lab Name: MITKEM LABORATORIES Contract:

Lab Code: MITKEM Case No.: J1865 Mod. Ref No.: SDG No.: SJ1865

Matrix: (SOIL/SED/WATER) SOIL Lab Sample ID: J1865-09B

Sample wt/vol: 5.60 (g/mL) G Lab File ID: V1L7039.D

Level: (TRACE/LOW/MED) LOW Date Received: 09/27/2010

% Moisture: not dec. 10 Date Analyzed: 10/04/2010

GC Column: DB-624 ID: 0.25 (mm) Dilution Factor: 1.0

Soil Extract Volume: (uL) Soil Aliquot Volume: (uL)

Purge Volume: 10.0 (mL)

CAS NO.	COMPOUND	CONCENTRATION UNITS: (ug/L or ug/Kg) µG/KG	Q
1330-20-7	Xylene (Total)	5.0	U
100-42-5	Styrene	5.0	U
75-25-2	Bromoform	5.0	U
98-82-8	Isopropylbenzene	5.0	U
79-34-5	1,1,2,2-Tetrachloroethane	5.0	U
103-65-1	n-Propylbenzene	5.0	U
108-67-8	1,3,5-Trimethylbenzene	5.0	U
98-06-6	tert-Butylbenzene	5.0	U
95-63-6	1,2,4-Trimethylbenzene	5.0	U
135-98-8	sec-Butylbenzene	5.0	U
99-87-6	4-Isopropyltoluene	5.0	U
541-73-1	1,3-Dichlorobenzene	5.0	U
106-46-7	1,4-Dichlorobenzene	5.0	U
104-51-8	n-Butylbenzene	5.0	U
95-50-1	1,2-Dichlorobenzene	5.0	U
91-20-3	Naphthalene	17	B
110-75-8	2-Chloroethyl vinyl ether	5.0	U

1J - FORM I VOA-TIC

VOLATILE ORGANICS ANALYSIS DATA SHEET

TENTATIVELY IDENTIFIED COMPOUNDS

CLIENT SAMPLE NO.

690-SB-63
(4.0'-6.3')-O

Lab Name: MITKEM LABORATORIES Contract:

Lab Code: MITKEM Case No.: J1865 Mod. Ref No.: SDG No.: SJ1865

Matrix: (SOIL/SED/WATER) SOIL Lab Sample ID: J1865-09B

Sample wt/vol: 5.60 (g/mL) G Lab File ID: V1L7039.D

Level: (TRACE or LOW/MED) LOW Date Received: 09/27/2010

% Moisture: not dec. 10 Date Analyzed: 10/04/2010

GC Column: DB-624 ID: 0.25 (mm) Dilution Factor: 1.0

Soil Extract Volume: (uL) Soil Aliquot Volume: (uL)

CONCENTRATION UNITS: (ug/L or ug/Kg) µG/KG Purge Volume: 10.0 (mL)

CAS NUMBER	COMPOUND NAME	RT	EST. CONC.	Q
E96679€[1]	Total Alkanes	N/A		

[1]EPA-designated Registry Number.

1A - FORM I VOA-1

VOLATILE ORGANICS ANALYSIS DATA SHEET

CLIENT SAMPLE NO.

690-SB-63
(4.0'-6.3')-D

Lab Name: MITKEM LABORATORIES Contract:

Lab Code: MITKEM Case No.: J1865 Mod. Ref No.: SDG No.: SJ1865

Matrix: (SOIL/SED/WATER) SOIL Lab Sample ID: J1865-10B

Sample wt/vol: 5.10 (g/mL) G Lab File ID: V1L7040.D

Level: (TRACE/LOW/MED) LOW Date Received: 09/27/2010

% Moisture: not dec. 9.0 Date Analyzed: 10/04/2010

GC Column: DB-624 ID: 0.25 (mm) Dilution Factor: 1.0

Soil Extract Volume: (uL) Soil Aliquot Volume: (uL)

Purge Volume: 10.0 (mL)

CAS NO.	COMPOUND	CONCENTRATION UNITS: (ug/L or ug/Kg) µG/KG	Q
74-87-3	Chloromethane	5.4	U
75-01-4	Vinyl chloride	5.4	U
74-83-9	Bromomethane	5.4	U
75-00-3	Chloroethane	5.4	U
75-69-4	Trichlorofluoromethane	5.4	U
75-35-4	1,1-Dichloroethene	5.4	U
67-64-1	Acetone	5.4	U
75-15-0	Carbon disulfide	5.4	U
75-09-2	Methylene chloride	5.4	U
156-60-5	trans-1,2-Dichloroethene	5.4	U
1634-04-4	Methyl tert-butyl ether	5.4	U
75-34-3	1,1-Dichloroethane	5.4	U
108-05-4	Vinyl acetate	5.4	U
78-93-3	2-Butanone	5.4	U
156-59-2	cis-1,2-Dichloroethene	5.4	U
67-66-3	Chloroform	5.4	U
71-55-6	1,1,1-Trichloroethane	5.4	U
56-23-5	Carbon tetrachloride	5.4	U
107-06-2	1,2-Dichloroethane	5.4	U
71-43-2	Benzene	5.4	U
79-01-6	Trichloroethene	5.4	U
78-87-5	1,2-Dichloropropane	5.4	U
75-27-4	Bromodichloromethane	5.4	U
10061-01-5	cis-1,3-Dichloropropene	5.4	U
108-10-1	4-Methyl-2-pentanone	5.4	U
108-88-3	Toluene	5.4	U
10061-02-6	trans-1,3-Dichloropropene	5.4	U
79-00-5	1,1,2-Trichloroethane	5.4	U
127-18-4	Tetrachloroethene	5.4	U
591-78-6	2-Hexanone	5.4	U
124-48-1	Dibromochloromethane	5.4	U
108-90-7	Chlorobenzene	5.4	U
100-41-4	Ethylbenzene	5.4	U
1330-20-7	m,p-Xylene	5.4	U
95-47-6	o-Xylene	5.4	U

1B - FORM I VOA-2

VOLATILE ORGANICS ANALYSIS DATA SHEET

CLIENT SAMPLE NO.

690-SB-63
(4.0'-6.3')-D

Lab Name: MITKEM LABORATORIES Contract:

Lab Code: MITKEM Case No.: J1865 Mod. Ref No.: SDG No.: SJ1865

Matrix: (SOIL/SED/WATER) SOIL Lab Sample ID: J1865-10B

Sample wt/vol: 5.10 (g/mL) G Lab File ID: V1L7040.D

Level: (TRACE/LOW/MED) LOW Date Received: 09/27/2010

% Moisture: not dec. 9.0 Date Analyzed: 10/04/2010

GC Column: DB-624 ID: 0.25 (mm) Dilution Factor: 1.0

Soil Extract Volume: (uL) Soil Aliquot Volume: (uL)

Purge Volume: 10.0 (mL)

CAS NO.	COMPOUND	CONCENTRATION UNITS: (ug/L or ug/Kg) µG/KG	Q
1330-20-7	Xylene (Total)	5.4	U
100-42-5	Styrene	5.4	U
75-25-2	Bromoform	5.4	U
98-82-8	Isopropylbenzene	5.4	U
79-34-5	1,1,2,2-Tetrachloroethane	5.4	U
103-65-1	n-Propylbenzene	5.4	U
108-67-8	1,3,5-Trimethylbenzene	5.4	U
98-06-6	tert-Butylbenzene	5.4	U
95-63-6	1,2,4-Trimethylbenzene	5.4	U
135-98-8	sec-Butylbenzene	5.4	U
99-87-6	4-Isopropyltoluene	5.4	U
541-73-1	1,3-Dichlorobenzene	5.4	U
106-46-7	1,4-Dichlorobenzene	5.4	U
104-51-8	n-Butylbenzene	5.4	U
95-50-1	1,2-Dichlorobenzene	5.4	U
91-20-3	Naphthalene	28	B
110-75-8	2-Chloroethyl vinyl ether	5.4	U

1J - FORM I VOA-TIC

VOLATILE ORGANICS ANALYSIS DATA SHEET

TENTATIVELY IDENTIFIED COMPOUNDS

CLIENT SAMPLE NO.

690-SB-63
(4.0'-6.3')-D

Lab Name: MITKEM LABORATORIES Contract:

Lab Code: MITKEM Case No.: J1865 Mod. Ref No.: SDG No.: SJ1865

Matrix: (SOIL/SED/WATER) SOIL Lab Sample ID: J1865-10B

Sample wt/vol: 5.10 (g/mL) G Lab File ID: V1L7040.D

Level: (TRACE or LOW/MED) LOW Date Received: 09/27/2010

% Moisture: not dec. 9.0 Date Analyzed: 10/04/2010

GC Column: DB-624 ID: 0.25 (mm) Dilution Factor: 1.0

Soil Extract Volume: (uL) Soil Aliquot Volume: (uL)

CONCENTRATION UNITS: (ug/L or ug/Kg) µG/KG Purge Volume: 10.0 (mL)

	CAS NUMBER	COMPOUND NAME	RT	EST. CONC.	Q
01		Unknown-01	12.217	8.3	J
	E96679[1]	Total Alkanes	N/A		

[1] EPA-designated Registry Number.

1A - FORM I VOA-1

VOLATILE ORGANICS ANALYSIS DATA SHEET

CLIENT SAMPLE NO.

690-SB-59
(0.4'-4.0')-O

Lab Name: MITKEM LABORATORIES Contract:

Lab Code: MITKEM Case No.: J1865 Mod. Ref No.: SDG No.: SJ1865

Matrix: (SOIL/SED/WATER) SOIL Lab Sample ID: J1865-11B

Sample wt/vol: 5.00 (g/mL) G Lab File ID: V1L7041.D

Level: (TRACE/LOW/MED) LOW Date Received: 09/27/2010

% Moisture: not dec. 10 Date Analyzed: 10/04/2010

GC Column: DB-624 ID: 0.25 (mm) Dilution Factor: 1.0

Soil Extract Volume: (uL) Soil Aliquot Volume: (uL)

Purge Volume: 10.0 (mL)

CAS NO.	COMPOUND	CONCENTRATION UNITS: (ug/L or ug/Kg) µG/KG	Q
74-87-3	Chloromethane	5.6	U
75-01-4	Vinyl chloride	5.6	U
74-83-9	Bromomethane	5.6	U
75-00-3	Chloroethane	5.6	U
75-69-4	Trichlorofluoromethane	5.6	U
75-35-4	1,1-Dichloroethene	5.6	U
67-64-1	Acetone	5.6	U
75-15-0	Carbon disulfide	5.6	U
75-09-2	Methylene chloride	5.6	U
156-60-5	trans-1,2-Dichloroethene	5.6	U
1634-04-4	Methyl tert-butyl ether	5.6	U
75-34-3	1,1-Dichloroethane	5.6	U
108-05-4	Vinyl acetate	5.6	U
78-93-3	2-Butanone	5.6	U
156-59-2	cis-1,2-Dichloroethene	5.6	U
67-66-3	Chloroform	5.6	U
71-55-6	1,1,1-Trichloroethane	5.6	U
56-23-5	Carbon tetrachloride	5.6	U
107-06-2	1,2-Dichloroethane	5.6	U
71-43-2	Benzene	5.6	U
79-01-6	Trichloroethene	5.6	U
78-87-5	1,2-Dichloropropane	5.6	U
75-27-4	Bromodichloromethane	5.6	U
10061-01-5	cis-1,3-Dichloropropene	5.6	U
108-10-1	4-Methyl-2-pentanone	5.6	U
108-88-3	Toluene	5.6	U
10061-02-6	trans-1,3-Dichloropropene	5.6	U
79-00-5	1,1,2-Trichloroethane	5.6	U
127-18-4	Tetrachloroethene	5.6	U
591-78-6	2-Hexanone	5.6	U
124-48-1	Dibromochloromethane	5.6	U
108-90-7	Chlorobenzene	5.6	U
100-41-4	Ethylbenzene	5.6	U
1330-20-7	m,p-Xylene	5.6	U
95-47-6	o-Xylene	5.6	U

1B - FORM I VOA-2

VOLATILE ORGANICS ANALYSIS DATA SHEET

CLIENT SAMPLE NO.

690-SB-59
(0.4'-4.0')-O

Lab Name: MITKEM LABORATORIES Contract:

Lab Code: MITKEM Case No.: J1865 Mod. Ref No.: SDG No.: SJ1865

Matrix: (SOIL/SED/WATER) SOIL Lab Sample ID: J1865-11B

Sample wt/vol: 5.00 (g/mL) G Lab File ID: V1L7041.D

Level: (TRACE/LOW/MED) LOW Date Received: 09/27/2010

% Moisture: not dec. 10 Date Analyzed: 10/04/2010

GC Column: DB-624 ID: 0.25 (mm) Dilution Factor: 1.0

Soil Extract Volume: (uL) Soil Aliquot Volume: (uL)

Purge Volume: 10.0 (mL)

CAS NO.	COMPOUND	CONCENTRATION UNITS: (ug/L or ug/Kg) µG/KG	Q
1330-20-7	Xylene (Total)	5.6	U
100-42-5	Styrene	5.6	U
75-25-2	Bromoform	5.6	U
98-82-8	Isopropylbenzene	5.6	U
79-34-5	1,1,2,2-Tetrachloroethane	5.6	U
103-65-1	n-Propylbenzene	5.6	U
108-67-8	1,3,5-Trimethylbenzene	5.6	U
98-06-6	tert-Butylbenzene	5.6	U
95-63-6	1,2,4-Trimethylbenzene	5.6	U
135-98-8	sec-Butylbenzene	5.6	U
99-87-6	4-Isopropyltoluene	5.6	U
541-73-1	1,3-Dichlorobenzene	5.6	U
106-46-7	1,4-Dichlorobenzene	5.6	U
104-51-8	n-Butylbenzene	5.6	U
95-50-1	1,2-Dichlorobenzene	5.6	U
91-20-3	Naphthalene	5.6	U
110-75-8	2-Chloroethyl vinyl ether	5.6	U

1J - FORM I VOA-TIC

VOLATILE ORGANICS ANALYSIS DATA SHEET

TENTATIVELY IDENTIFIED COMPOUNDS

CLIENT SAMPLE NO.

690-SB-59
(0.4'-4.0')-O

Lab Name: MITKEM LABORATORIES Contract:

Lab Code: MITKEM Case No.: J1865 Mod. Ref No.: SDG No.: SJ1865

Matrix: (SOIL/SED/WATER) SOIL Lab Sample ID: J1865-11B

Sample wt/vol: 5.00 (g/mL) G Lab File ID: V1L7041.D

Level: (TRACE or LOW/MED) LOW Date Received: 09/27/2010

% Moisture: not dec. 10 Date Analyzed: 10/04/2010

GC Column: DB-624 ID: 0.25 (mm) Dilution Factor: 1.0

Soil Extract Volume: (uL) Soil Aliquot Volume: (uL)

CONCENTRATION UNITS: (ug/L or ug/Kg) µG/KG Purge Volume: 10.0 (mL)

	CAS NUMBER	COMPOUND NAME	RT	EST. CONC.	Q
01		Unknown-01	12.217	7.4	J
	E966796[1]	Total Alkanes	N/A		

[1]EPA-designated Registry Number.

1A - FORM I VOA-1

VOLATILE ORGANICS ANALYSIS DATA SHEET

CLIENT SAMPLE NO.

690-SB-93 1-0

Lab Name: MITKEM LABORATORIES Contract:

Lab Code: MITKEM Case No.: J1865 Mod. Ref No.: SDG No.: SJ1865

Matrix: (SOIL/SED/WATER) WATER Lab Sample ID: J1865-12A

Sample wt/vol: 5.00 (g/mL) ML Lab File ID: V2L8638.D

Level: (TRACE/LOW/MED) LOW Date Received: 09/27/2010

% Moisture: not dec. Date Analyzed: 10/05/2010

GC Column: DB-624 ID: 0.25 (mm) Dilution Factor: 1.0

Soil Extract Volume: (uL) Soil Aliquot Volume: (uL)

Purge Volume: 5.0 (mL)

CAS NO.	COMPOUND	CONCENTRATION UNITS: (ug/L or ug/Kg) µG/L	Q
74-87-3	Chloromethane	5.0	U
75-01-4	Vinyl chloride	5.0	U
74-83-9	Bromomethane	5.0	U
75-00-3	Chloroethane	5.0	U
75-69-4	Trichlorofluoromethane	5.0	U
75-35-4	1,1-Dichloroethene	5.0	U
67-64-1	Acetone	6.1	
75-15-0	Carbon disulfide	5.0	U
75-09-2	Methylene chloride	5.0	U
156-60-5	trans-1,2-Dichloroethene	5.0	U
1634-04-4	Methyl tert-butyl ether	5.0	U
75-34-3	1,1-Dichloroethane	5.0	U
108-05-4	Vinyl acetate	5.0	U
78-93-3	2-Butanone	5.0	U
156-59-2	cis-1,2-Dichloroethene	2.0	J
67-66-3	Chloroform	5.0	U
71-55-6	1,1,1-Trichloroethane	5.0	U
56-23-5	Carbon tetrachloride	5.0	U
107-06-2	1,2-Dichloroethane	5.0	U
71-43-2	Benzene	5.0	U
79-01-6	Trichloroethene	1.0	J
78-87-5	1,2-Dichloropropane	5.0	U
75-27-4	Bromodichloromethane	5.0	U
10061-01-5	cis-1,3-Dichloropropene	5.0	U
108-10-1	4-Methyl-2-pentanone	5.0	U
108-88-3	Toluene	5.0	U
10061-02-6	trans-1,3-Dichloropropene	5.0	U
79-00-5	1,1,2-Trichloroethane	5.0	U
127-18-4	Tetrachloroethene	5.0	U
591-78-6	2-Hexanone	5.0	U
124-48-1	Dibromochloromethane	5.0	U
108-90-7	Chlorobenzene	5.0	U
100-41-4	Ethylbenzene	5.0	U
1330-20-7	m,p-Xylene	5.0	U
95-47-6	o-Xylene	5.0	U

1B - FORM I VOA-2

VOLATILE ORGANICS ANALYSIS DATA SHEET

CLIENT SAMPLE NO.

690-SB-93 1-0

Lab Name: MITKEM LABORATORIES Contract:

Lab Code: MITKEM Case No.: J1865 Mod. Ref No.: SDG No.: SJ1865

Matrix: (SOIL/SED/WATER) WATER Lab Sample ID: J1865-12A

Sample wt/vol: 5.00 (g/mL) ML Lab File ID: V2L8638.D

Level: (TRACE/LOW/MED) LOW Date Received: 09/27/2010

% Moisture: not dec. Date Analyzed: 10/05/2010

GC Column: DB-624 ID: 0.25 (mm) Dilution Factor: 1.0

Soil Extract Volume: (uL) Soil Aliquot Volume: (uL)

Purge Volume: 5.0 (mL)

CAS NO.	COMPOUND	CONCENTRATION UNITS: (ug/L or ug/Kg) µG/L	Q
1330-20-7	Xylene (Total)	5.0	U
100-42-5	Styrene	5.0	U
75-25-2	Bromoform	5.0	U
98-82-8	Isopropylbenzene	5.0	U
79-34-5	1,1,2,2-Tetrachloroethane	5.0	U
103-65-1	n-Propylbenzene	5.0	U
108-67-8	1,3,5-Trimethylbenzene	5.0	U
98-06-6	tert-Butylbenzene	5.0	U
95-63-6	1,2,4-Trimethylbenzene	5.0	U
135-98-8	sec-Butylbenzene	5.0	U
99-87-6	4-Isopropyltoluene	5.0	U
541-73-1	1,3-Dichlorobenzene	5.0	U
106-46-7	1,4-Dichlorobenzene	5.0	U
104-51-8	n-Butylbenzene	5.0	U
95-50-1	1,2-Dichlorobenzene	5.0	U
91-20-3	Naphthalene	5.0	U
110-75-8	2-Chloroethyl vinyl ether	5.0	U

1J - FORM I VOA-TIC

VOLATILE ORGANICS ANALYSIS DATA SHEET

TENTATIVELY IDENTIFIED COMPOUNDS

CLIENT SAMPLE NO.

690-SB-93 1-0

Lab Name: MITKEM LABORATORIES Contract:

Lab Code: MITKEM Case No.: J1865 Mod. Ref No.: SDG No.: SJ1865

Matrix: (SOIL/SED/WATER) WATER Lab Sample ID: J1865-12A

Sample wt/vol: 5.00 (g/mL) ML Lab File ID: V2L8638.D

Level: (TRACE or LOW/MED) LOW Date Received: 09/27/2010

% Moisture: not dec. Date Analyzed: 10/05/2010

GC Column: DB-624 ID: 0.25 (mm) Dilution Factor: 1.0

Soil Extract Volume: (uL) Soil Aliquot Volume: (uL)

CONCENTRATION UNITS: (ug/L or ug/Kg) µG/L Purge Volume: 5.0 (mL)

	CAS NUMBER	COMPOUND NAME	RT	EST. CONC.	Q
01		Unknown-01	2.743	7.4	J
02		Unknown-02	4.135	5.7	J
03		Unknown-03	6.533	5.5	J
	E966796[1]	Total Alkanes	N/A		

[1]EPA-designated Registry Number.

1A - FORM I VOA-1

VOLATILE ORGANICS ANALYSIS DATA SHEET

CLIENT SAMPLE NO.

690-SB-101
(4.0'-5.8')

Lab Name: MITKEM LABORATORIES Contract:

Lab Code: MITKEM Case No.: J1865 Mod. Ref No.: SDG No.: SJ1865

Matrix: (SOIL/SED/WATER) SOIL Lab Sample ID: J1865-13A

Sample wt/vol: 5.10 (g/mL) G Lab File ID: V1L7042.D

Level: (TRACE/LOW/MED) LOW Date Received: 09/27/2010

% Moisture: not dec. 13 Date Analyzed: 10/04/2010

GC Column: DB-624 ID: 0.25 (mm) Dilution Factor: 1.0

Soil Extract Volume: (uL) Soil Aliquot Volume: (uL)

Purge Volume: 10.0 (mL)

CAS NO.	COMPOUND	CONCENTRATION UNITS: (ug/L or ug/Kg) µG/KG	Q
74-87-3	Chloromethane	5.6	U
75-01-4	Vinyl chloride	5.6	U
74-83-9	Bromomethane	5.6	U
75-00-3	Chloroethane	5.6	U
75-69-4	Trichlorofluoromethane	5.6	U
75-35-4	1,1-Dichloroethene	5.6	U
67-64-1	Acetone	4.8	J
75-15-0	Carbon disulfide	5.6	U
75-09-2	Methylene chloride	5.6	U
156-60-5	trans-1,2-Dichloroethene	5.6	U
1634-04-4	Methyl tert-butyl ether	5.6	U
75-34-3	1,1-Dichloroethane	5.6	U
108-05-4	Vinyl acetate	5.6	U
78-93-3	2-Butanone	5.6	U
156-59-2	cis-1,2-Dichloroethene	2.4	J
67-66-3	Chloroform	5.6	U
71-55-6	1,1,1-Trichloroethane	5.6	U
56-23-5	Carbon tetrachloride	5.6	U
107-06-2	1,2-Dichloroethane	5.6	U
71-43-2	Benzene	5.6	U
79-01-6	Trichloroethene	7.5	
78-87-5	1,2-Dichloropropane	5.6	U
75-27-4	Bromodichloromethane	5.6	U
10061-01-5	cis-1,3-Dichloropropene	5.6	U
108-10-1	4-Methyl-2-pentanone	5.6	U
108-88-3	Toluene	5.6	U
10061-02-6	trans-1,3-Dichloropropene	5.6	U
79-00-5	1,1,2-Trichloroethane	5.6	U
127-18-4	Tetrachloroethene	5.6	U
591-78-6	2-Hexanone	5.6	U
124-48-1	Dibromochloromethane	5.6	U
108-90-7	Chlorobenzene	5.6	U
100-41-4	Ethylbenzene	5.6	U
1330-20-7	m,p-Xylene	5.6	U
95-47-6	o-Xylene	5.6	U

1B - FORM I VOA-2

VOLATILE ORGANICS ANALYSIS DATA SHEET

CLIENT SAMPLE NO.

690-SB-101
(4.0'-5.8')

Lab Name: MITKEM LABORATORIES Contract:

Lab Code: MITKEM Case No.: J1865 Mod. Ref No.: SDG No.: SJ1865

Matrix: (SOIL/SED/WATER) SOIL Lab Sample ID: J1865-13A

Sample wt/vol: 5.10 (g/mL) G Lab File ID: V1L7042.D

Level: (TRACE/LOW/MED) LOW Date Received: 09/27/2010

% Moisture: not dec. 13 Date Analyzed: 10/04/2010

GC Column: DB-624 ID: 0.25 (mm) Dilution Factor: 1.0

Soil Extract Volume: (uL) Soil Aliquot Volume: (uL)

Purge Volume: 10.0 (mL)

CAS NO.	COMPOUND	CONCENTRATION UNITS: (ug/L or ug/Kg) µG/KG	Q
1330-20-7	Xylene (Total)	5.6	U
100-42-5	Styrene	5.6	U
75-25-2	Bromoform	5.6	U
98-82-8	Isopropylbenzene	5.6	U
79-34-5	1,1,2,2-Tetrachloroethane	5.6	U
103-65-1	n-Propylbenzene	5.6	U
108-67-8	1,3,5-Trimethylbenzene	5.6	U
98-06-6	tert-Butylbenzene	5.6	U
95-63-6	1,2,4-Trimethylbenzene	5.6	U
135-98-8	sec-Butylbenzene	5.6	U
99-87-6	4-Isopropyltoluene	5.6	U
541-73-1	1,3-Dichlorobenzene	5.6	U
106-46-7	1,4-Dichlorobenzene	5.6	U
104-51-8	n-Butylbenzene	5.6	U
95-50-1	1,2-Dichlorobenzene	5.6	U
91-20-3	Naphthalene	5.6	U
110-75-8	2-Chloroethyl vinyl ether	5.6	U

1J - FORM I VOA-TIC

VOLATILE ORGANICS ANALYSIS DATA SHEET

TENTATIVELY IDENTIFIED COMPOUNDS

CLIENT SAMPLE NO.

690-SB-101
(4.0'-5.8')

Lab Name: MITKEM LABORATORIES Contract:

Lab Code: MITKEM Case No.: J1865 Mod. Ref No.: SDG No.: SJ1865

Matrix: (SOIL/SED/WATER) SOIL Lab Sample ID: J1865-13A

Sample wt/vol: 5.10 (g/mL) G Lab File ID: V1L7042.D

Level: (TRACE or LOW/MED) LOW Date Received: 09/27/2010

% Moisture: not dec. 13 Date Analyzed: 10/04/2010

GC Column: DB-624 ID: 0.25 (mm) Dilution Factor: 1.0

Soil Extract Volume: (uL) Soil Aliquot Volume: (uL)

CONCENTRATION UNITS: (ug/L or ug/Kg) µG/KG Purge Volume: 10.0 (mL)

	CAS NUMBER	COMPOUND NAME	RT	EST. CONC.	Q
01		Unknown-01	12.227	8.9	J
	E96679[1]	Total Alkanes	N/A		

[1]EPA-designated Registry Number.

1A - FORM I VOA-1

VOLATILE ORGANICS ANALYSIS DATA SHEET

CLIENT SAMPLE NO.

690-SB-60
(2.5'-4.0')-O

Lab Name: MITKEM LABORATORIES Contract:

Lab Code: MITKEM Case No.: J1865 Mod. Ref No.: SDG No.: SJ1865

Matrix: (SOIL/SED/WATER) SOIL Lab Sample ID: J1865-14B

Sample wt/vol: 5.10 (g/mL) G Lab File ID: V1L7043.D

Level: (TRACE/LOW/MED) LOW Date Received: 09/27/2010

% Moisture: not dec. 7.0 Date Analyzed: 10/04/2010

GC Column: DB-624 ID: 0.25 (mm) Dilution Factor: 1.0

Soil Extract Volume: (uL) Soil Aliquot Volume: (uL)

Purge Volume: 10.0 (mL)

CAS NO.	COMPOUND	CONCENTRATION UNITS: (ug/L or ug/Kg) µG/KG	Q
74-87-3	Chloromethane	5.3	U
75-01-4	Vinyl chloride	5.3	U
74-83-9	Bromomethane	5.3	U
75-00-3	Chloroethane	5.3	U
75-69-4	Trichlorofluoromethane	5.3	U
75-35-4	1,1-Dichloroethene	5.3	U
67-64-1	Acetone	2.4	J
75-15-0	Carbon disulfide	5.3	U
75-09-2	Methylene chloride	5.3	U
156-60-5	trans-1,2-Dichloroethene	5.3	U
1634-04-4	Methyl tert-butyl ether	5.3	U
75-34-3	1,1-Dichloroethane	5.3	U
108-05-4	Vinyl acetate	5.3	U
78-93-3	2-Butanone	5.3	U
156-59-2	cis-1,2-Dichloroethene	5.3	U
67-66-3	Chloroform	5.3	U
71-55-6	1,1,1-Trichloroethane	5.3	U
56-23-5	Carbon tetrachloride	5.3	U
107-06-2	1,2-Dichloroethane	5.3	U
71-43-2	Benzene	5.3	U
79-01-6	Trichloroethene	5.3	U
78-87-5	1,2-Dichloropropane	5.3	U
75-27-4	Bromodichloromethane	5.3	U
10061-01-5	cis-1,3-Dichloropropene	5.3	U
108-10-1	4-Methyl-2-pentanone	5.3	U
108-88-3	Toluene	5.3	U
10061-02-6	trans-1,3-Dichloropropene	5.3	U
79-00-5	1,1,2-Trichloroethane	5.3	U
127-18-4	Tetrachloroethene	5.3	U
591-78-6	2-Hexanone	5.3	U
124-48-1	Dibromochloromethane	5.3	U
108-90-7	Chlorobenzene	5.3	U
100-41-4	Ethylbenzene	5.3	U
1330-20-7	m,p-Xylene	5.3	U
95-47-6	o-Xylene	5.3	U

1B - FORM I VOA-2

VOLATILE ORGANICS ANALYSIS DATA SHEET

CLIENT SAMPLE NO.

690-SB-60
(2.5'-4.0')-O

Lab Name: MITKEM LABORATORIES Contract:

Lab Code: MITKEM Case No.: J1865 Mod. Ref No.: SDG No.: SJ1865

Matrix: (SOIL/SED/WATER) SOIL Lab Sample ID: J1865-14B

Sample wt/vol: 5.10 (g/mL) G Lab File ID: V1L7043.D

Level: (TRACE/LOW/MED) LOW Date Received: 09/27/2010

% Moisture: not dec. 7.0 Date Analyzed: 10/04/2010

GC Column: DB-624 ID: 0.25 (mm) Dilution Factor: 1.0

Soil Extract Volume: (uL) Soil Aliquot Volume: (uL)

Purge Volume: 10.0 (mL)

CAS NO.	COMPOUND	CONCENTRATION UNITS: (ug/L or ug/Kg) µG/KG	Q
1330-20-7	Xylene (Total)	5.3	U
100-42-5	Styrene	5.3	U
75-25-2	Bromoform	5.3	U
98-82-8	Isopropylbenzene	5.3	U
79-34-5	1,1,2,2-Tetrachloroethane	5.3	U
103-65-1	n-Propylbenzene	5.3	U
108-67-8	1,3,5-Trimethylbenzene	5.3	U
98-06-6	tert-Butylbenzene	5.3	U
95-63-6	1,2,4-Trimethylbenzene	5.3	U
135-98-8	sec-Butylbenzene	5.3	U
99-87-6	4-Isopropyltoluene	5.3	U
541-73-1	1,3-Dichlorobenzene	5.3	U
106-46-7	1,4-Dichlorobenzene	5.3	U
104-51-8	n-Butylbenzene	5.3	U
95-50-1	1,2-Dichlorobenzene	5.3	U
91-20-3	Naphthalene	5.3	U
110-75-8	2-Chloroethyl vinyl ether	5.3	U

1J - FORM I VOA-TIC

VOLATILE ORGANICS ANALYSIS DATA SHEET

TENTATIVELY IDENTIFIED COMPOUNDS

CLIENT SAMPLE NO.

690-SB-60
(2.5'-4.0')-O

Lab Name: MITKEM LABORATORIES Contract:

Lab Code: MITKEM Case No.: J1865 Mod. Ref No.: SDG No.: SJ1865

Matrix: (SOIL/SED/WATER) SOIL Lab Sample ID: J1865-14B

Sample wt/vol: 5.10 (g/mL) G Lab File ID: V1L7043.D

Level: (TRACE or LOW/MED) LOW Date Received: 09/27/2010

% Moisture: not dec. 7.0 Date Analyzed: 10/04/2010

GC Column: DB-624 ID: 0.25 (mm) Dilution Factor: 1.0

Soil Extract Volume: (uL) Soil Aliquot Volume: (uL)

CONCENTRATION UNITS: (ug/L or ug/Kg) µG/KG Purge Volume: 10.0 (mL)

	CAS NUMBER	COMPOUND NAME	RT	EST. CONC.	Q
01	556-67-2	Cyclotetrasiloxane, octameth	12.219	8.8	NJ
	E966796[1]	Total Alkanes	N/A		

[1] EPA-designated Registry Number.

1A - FORM I VOA-1

VOLATILE ORGANICS ANALYSIS DATA SHEET

CLIENT SAMPLE NO.

690-SB-57
(0.4'-1.0')-O

Lab Name: MITKEM LABORATORIES Contract:

Lab Code: MITKEM Case No.: J1865 Mod. Ref No.: SDG No.: SJ1865

Matrix: (SOIL/SED/WATER) SOIL Lab Sample ID: J1865-15B

Sample wt/vol: 5.10 (g/mL) G Lab File ID: V1L7044.D

Level: (TRACE/LOW/MED) LOW Date Received: 09/27/2010

% Moisture: not dec. 10 Date Analyzed: 10/04/2010

GC Column: DB-624 ID: 0.25 (mm) Dilution Factor: 1.0

Soil Extract Volume: (uL) Soil Aliquot Volume: (uL)

Purge Volume: 10.0 (mL)

CAS NO.	COMPOUND	CONCENTRATION UNITS: (ug/L or ug/Kg) µG/KG	Q
74-87-3	Chloromethane	5.4	U
75-01-4	Vinyl chloride	5.4	U
74-83-9	Bromomethane	5.4	U
75-00-3	Chloroethane	5.4	U
75-69-4	Trichlorofluoromethane	5.4	U
75-35-4	1,1-Dichloroethene	5.4	U
67-64-1	Acetone	5.4	U
75-15-0	Carbon disulfide	5.4	U
75-09-2	Methylene chloride	5.4	U
156-60-5	trans-1,2-Dichloroethene	5.4	U
1634-04-4	Methyl tert-butyl ether	5.4	U
75-34-3	1,1-Dichloroethane	5.4	U
108-05-4	Vinyl acetate	5.4	U
78-93-3	2-Butanone	5.4	U
156-59-2	cis-1,2-Dichloroethene	5.4	U
67-66-3	Chloroform	5.4	U
71-55-6	1,1,1-Trichloroethane	5.4	U
56-23-5	Carbon tetrachloride	5.4	U
107-06-2	1,2-Dichloroethane	5.4	U
71-43-2	Benzene	5.4	U
79-01-6	Trichloroethene	5.4	U
78-87-5	1,2-Dichloropropane	5.4	U
75-27-4	Bromodichloromethane	5.4	U
10061-01-5	cis-1,3-Dichloropropene	5.4	U
108-10-1	4-Methyl-2-pentanone	5.4	U
108-88-3	Toluene	5.4	U
10061-02-6	trans-1,3-Dichloropropene	5.4	U
79-00-5	1,1,2-Trichloroethane	5.4	U
127-18-4	Tetrachloroethene	5.4	U
591-78-6	2-Hexanone	5.4	U
124-48-1	Dibromochloromethane	5.4	U
108-90-7	Chlorobenzene	5.4	U
100-41-4	Ethylbenzene	5.4	U
1330-20-7	m,p-Xylene	5.4	U
95-47-6	o-Xylene	5.4	U

1B - FORM I VOA-2

VOLATILE ORGANICS ANALYSIS DATA SHEET

CLIENT SAMPLE NO.

690-SB-57
(0.4'-1.0')-O

Lab Name: MITKEM LABORATORIES Contract:

Lab Code: MITKEM Case No.: J1865 Mod. Ref No.: SDG No.: SJ1865

Matrix: (SOIL/SED/WATER) SOIL Lab Sample ID: J1865-15B

Sample wt/vol: 5.10 (g/mL) G Lab File ID: V1L7044.D

Level: (TRACE/LOW/MED) LOW Date Received: 09/27/2010

% Moisture: not dec. 10 Date Analyzed: 10/04/2010

GC Column: DB-624 ID: 0.25 (mm) Dilution Factor: 1.0

Soil Extract Volume: (uL) Soil Aliquot Volume: (uL)

Purge Volume: 10.0 (mL)

CAS NO.	COMPOUND	CONCENTRATION UNITS: (ug/L or ug/Kg) µG/KG	Q
1330-20-7	Xylene (Total)	5.4	U
100-42-5	Styrene	5.4	U
75-25-2	Bromoform	5.4	U
98-82-8	Isopropylbenzene	5.4	U
79-34-5	1,1,2,2-Tetrachloroethane	5.4	U
103-65-1	n-Propylbenzene	5.4	U
108-67-8	1,3,5-Trimethylbenzene	5.4	U
98-06-6	tert-Butylbenzene	5.4	U
95-63-6	1,2,4-Trimethylbenzene	5.4	U
135-98-8	sec-Butylbenzene	5.4	U
99-87-6	4-Isopropyltoluene	5.4	U
541-73-1	1,3-Dichlorobenzene	5.4	U
106-46-7	1,4-Dichlorobenzene	5.4	U
104-51-8	n-Butylbenzene	5.4	U
95-50-1	1,2-Dichlorobenzene	5.4	U
91-20-3	Naphthalene	5.4	U
110-75-8	2-Chloroethyl vinyl ether	5.4	U

1J - FORM I VOA-TIC

VOLATILE ORGANICS ANALYSIS DATA SHEET

TENTATIVELY IDENTIFIED COMPOUNDS

CLIENT SAMPLE NO.

690-SB-57
(0.4'-1.0')-O

Lab Name: MITKEM LABORATORIES Contract:

Lab Code: MITKEM Case No.: J1865 Mod. Ref No.: SDG No.: SJ1865

Matrix: (SOIL/SED/WATER) SOIL Lab Sample ID: J1865-15B

Sample wt/vol: 5.10 (g/mL) G Lab File ID: V1L7044.D

Level: (TRACE or LOW/MED) LOW Date Received: 09/27/2010

% Moisture: not dec. 10 Date Analyzed: 10/04/2010

GC Column: DB-624 ID: 0.25 (mm) Dilution Factor: 1.0

Soil Extract Volume: (uL) Soil Aliquot Volume: (uL)

CONCENTRATION UNITS: (ug/L or ug/Kg) µG/KG Purge Volume: 10.0 (mL)

	CAS NUMBER	COMPOUND NAME	RT	EST. CONC.	Q
01	556-67-2	Cyclotetrasiloxane, octameth	12.219	7.5	NJ
	E96679[1]	Total Alkanes	N/A		

[1]EPA-designated Registry Number.

1A - FORM I VOA-1

VOLATILE ORGANICS ANALYSIS DATA SHEET

CLIENT SAMPLE NO.
690-SB-71
(8.0'-11.3')-O

Lab Name: MITKEM LABORATORIES Contract:

Lab Code: MITKEM Case No.: J1865 Mod. Ref No.: SDG No.: SJ1865

Matrix: (SOIL/SED/WATER) SOIL Lab Sample ID: J1865-16B

Sample wt/vol: 5.00 (g/mL) G Lab File ID: V1L7045.D

Level: (TRACE/LOW/MED) LOW Date Received: 09/27/2010

% Moisture: not dec. 12 Date Analyzed: 10/04/2010

GC Column: DB-624 ID: 0.25 (mm) Dilution Factor: 1.0

Soil Extract Volume: (uL) Soil Aliquot Volume: (uL)

Purge Volume: 10.0 (mL)

CAS NO.	COMPOUND	CONCENTRATION UNITS: (ug/L or ug/Kg) µG/KG	Q
74-87-3	Chloromethane	5.7	U
75-01-4	Vinyl chloride	5.7	U
74-83-9	Bromomethane	5.7	U
75-00-3	Chloroethane	5.7	U
75-69-4	Trichlorofluoromethane	5.7	U
75-35-4	1,1-Dichloroethene	5.7	U
67-64-1	Acetone	6.1	
75-15-0	Carbon disulfide	5.7	U
75-09-2	Methylene chloride	5.7	U
156-60-5	trans-1,2-Dichloroethene	5.7	U
1634-04-4	Methyl tert-butyl ether	5.7	U
75-34-3	1,1-Dichloroethane	5.7	U
108-05-4	Vinyl acetate	5.7	U
78-93-3	2-Butanone	5.7	U
156-59-2	cis-1,2-Dichloroethene	5.7	U
67-66-3	Chloroform	5.7	U
71-55-6	1,1,1-Trichloroethane	5.7	U
56-23-5	Carbon tetrachloride	5.7	U
107-06-2	1,2-Dichloroethane	5.7	U
71-43-2	Benzene	5.7	U
79-01-6	Trichloroethene	13	
78-87-5	1,2-Dichloropropane	5.7	U
75-27-4	Bromodichloromethane	5.7	U
10061-01-5	cis-1,3-Dichloropropene	5.7	U
108-10-1	4-Methyl-2-pentanone	5.7	U
108-88-3	Toluene	5.7	U
10061-02-6	trans-1,3-Dichloropropene	5.7	U
79-00-5	1,1,2-Trichloroethane	5.7	U
127-18-4	Tetrachloroethene	5.7	U
591-78-6	2-Hexanone	5.7	U
124-48-1	Dibromochloromethane	5.7	U
108-90-7	Chlorobenzene	5.7	U
100-41-4	Ethylbenzene	5.7	U
1330-20-7	m,p-Xylene	5.7	U
95-47-6	o-Xylene	5.7	U

1B - FORM I VOA-2

VOLATILE ORGANICS ANALYSIS DATA SHEET

CLIENT SAMPLE NO.

690-SB-71
(8.0'-11.3')-O

Lab Name: MITKEM LABORATORIES Contract:

Lab Code: MITKEM Case No.: J1865 Mod. Ref No.: SDG No.: SJ1865

Matrix: (SOIL/SED/WATER) SOIL Lab Sample ID: J1865-16B

Sample wt/vol: 5.00 (g/mL) G Lab File ID: V1L7045.D

Level: (TRACE/LOW/MED) LOW Date Received: 09/27/2010

% Moisture: not dec. 12 Date Analyzed: 10/04/2010

GC Column: DB-624 ID: 0.25 (mm) Dilution Factor: 1.0

Soil Extract Volume: (uL) Soil Aliquot Volume: (uL)

Purge Volume: 10.0 (mL)

CAS NO.	COMPOUND	CONCENTRATION UNITS: (ug/L or ug/Kg) µG/KG	Q
1330-20-7	Xylene (Total)	5.7	U
100-42-5	Styrene	5.7	U
75-25-2	Bromoform	5.7	U
98-82-8	Isopropylbenzene	5.7	U
79-34-5	1,1,2,2-Tetrachloroethane	5.7	U
103-65-1	n-Propylbenzene	5.7	U
108-67-8	1,3,5-Trimethylbenzene	5.7	U
98-06-6	tert-Butylbenzene	5.7	U
95-63-6	1,2,4-Trimethylbenzene	5.7	U
135-98-8	sec-Butylbenzene	5.7	U
99-87-6	4-Isopropyltoluene	5.7	U
541-73-1	1,3-Dichlorobenzene	5.7	U
106-46-7	1,4-Dichlorobenzene	5.7	U
104-51-8	n-Butylbenzene	5.7	U
95-50-1	1,2-Dichlorobenzene	5.7	U
91-20-3	Naphthalene	5.7	U
110-75-8	2-Chloroethyl vinyl ether	5.7	U

1J - FORM I VOA-TIC

VOLATILE ORGANICS ANALYSIS DATA SHEET

TENTATIVELY IDENTIFIED COMPOUNDS

CLIENT SAMPLE NO.

690-SB-71
(8.0'-11.3')-O

Lab Name: MITKEM LABORATORIES Contract:

Lab Code: MITKEM Case No.: J1865 Mod. Ref No.: SDG No.: SJ1865

Matrix: (SOIL/SED/WATER) SOIL Lab Sample ID: J1865-16B

Sample wt/vol: 5.00 (g/mL) G Lab File ID: V1L7045.D

Level: (TRACE or LOW/MED) LOW Date Received: 09/27/2010

% Moisture: not dec. 12 Date Analyzed: 10/04/2010

GC Column: DB-624 ID: 0.25 (mm) Dilution Factor: 1.0

Soil Extract Volume: (uL) Soil Aliquot Volume: (uL)

CONCENTRATION UNITS: (ug/L or ug/Kg) µG/KG Purge Volume: 10.0 (mL)

	CAS NUMBER	COMPOUND NAME	RT	EST. CONC.	Q
01	556-67-2	Cyclotetrasiloxane, octameth	12.229	6.4	NJ
	E96679[1]	Total Alkanes	N/A		

[1]EPA-designated Registry Number.

1A - FORM I VOA-1

VOLATILE ORGANICS ANALYSIS DATA SHEET

CLIENT SAMPLE NO.

690-SB-73 (0.4'-4.0')-O

Lab Name: MITKEM LABORATORIES Contract:

Lab Code: MITKEM Case No.: J1865 Mod. Ref No.: SDG No.: SJ1865

Matrix: (SOIL/SED/WATER) SOIL Lab Sample ID: J1865-17B

Sample wt/vol: 5.30 (g/mL) G Lab File ID: V1L7046.D

Level: (TRACE/LOW/MED) LOW Date Received: 09/27/2010

% Moisture: not dec. 12 Date Analyzed: 10/04/2010

GC Column: DB-624 ID: 0.25 (mm) Dilution Factor: 1.0

Soil Extract Volume: (uL) Soil Aliquot Volume: (uL)

Purge Volume: 10.0 (mL)

CAS NO.	COMPOUND	CONCENTRATION UNITS: (ug/L or ug/Kg) µG/KG	Q
74-87-3	Chloromethane	5.4	U
75-01-4	Vinyl chloride	5.4	U
74-83-9	Bromomethane	5.4	U
75-00-3	Chloroethane	5.4	U
75-69-4	Trichlorofluoromethane	5.4	U
75-35-4	1,1-Dichloroethene	5.4	U
67-64-1	Acetone	5.4	U
75-15-0	Carbon disulfide	5.4	U
75-09-2	Methylene chloride	5.4	U
156-60-5	trans-1,2-Dichloroethene	5.4	U
1634-04-4	Methyl tert-butyl ether	5.4	U
75-34-3	1,1-Dichloroethane	5.4	U
108-05-4	Vinyl acetate	5.4	U
78-93-3	2-Butanone	5.4	U
156-59-2	cis-1,2-Dichloroethene	5.4	U
67-66-3	Chloroform	5.4	U
71-55-6	1,1,1-Trichloroethane	5.4	U
56-23-5	Carbon tetrachloride	5.4	U
107-06-2	1,2-Dichloroethane	5.4	U
71-43-2	Benzene	5.4	U
79-01-6	Trichloroethene	5.4	U
78-87-5	1,2-Dichloropropane	5.4	U
75-27-4	Bromodichloromethane	5.4	U
10061-01-5	cis-1,3-Dichloropropene	5.4	U
108-10-1	4-Methyl-2-pentanone	5.4	U
108-88-3	Toluene	5.4	U
10061-02-6	trans-1,3-Dichloropropene	5.4	U
79-00-5	1,1,2-Trichloroethane	5.4	U
127-18-4	Tetrachloroethene	5.4	U
591-78-6	2-Hexanone	5.4	U
124-48-1	Dibromochloromethane	5.4	U
108-90-7	Chlorobenzene	5.4	U
100-41-4	Ethylbenzene	5.4	U
1330-20-7	m,p-Xylene	5.4	U
95-47-6	o-Xylene	5.4	U

1B - FORM I VOA-2

VOLATILE ORGANICS ANALYSIS DATA SHEET

CLIENT SAMPLE NO.

690-SB-73
(0.4'-4.0')-O

Lab Name: MITKEM LABORATORIES Contract:

Lab Code: MITKEM Case No.: J1865 Mod. Ref No.: SDG No.: SJ1865

Matrix: (SOIL/SED/WATER) SOIL Lab Sample ID: J1865-17B

Sample wt/vol: 5.30 (g/mL) G Lab File ID: V1L7046.D

Level: (TRACE/LOW/MED) LOW Date Received: 09/27/2010

% Moisture: not dec. 12 Date Analyzed: 10/04/2010

GC Column: DB-624 ID: 0.25 (mm) Dilution Factor: 1.0

Soil Extract Volume: (uL) Soil Aliquot Volume: (uL)

Purge Volume: 10.0 (mL)

CAS NO.	COMPOUND	CONCENTRATION UNITS: (ug/L or ug/Kg) µG/KG	Q
1330-20-7	Xylene (Total)	5.4	U
100-42-5	Styrene	5.4	U
75-25-2	Bromoform	5.4	U
98-82-8	Isopropylbenzene	5.4	U
79-34-5	1,1,2,2-Tetrachloroethane	5.4	U
103-65-1	n-Propylbenzene	5.4	U
108-67-8	1,3,5-Trimethylbenzene	5.4	U
98-06-6	tert-Butylbenzene	5.4	U
95-63-6	1,2,4-Trimethylbenzene	5.4	U
135-98-8	sec-Butylbenzene	5.4	U
99-87-6	4-Isopropyltoluene	5.4	U
541-73-1	1,3-Dichlorobenzene	5.4	U
106-46-7	1,4-Dichlorobenzene	5.4	U
104-51-8	n-Butylbenzene	5.4	U
95-50-1	1,2-Dichlorobenzene	5.4	U
91-20-3	Naphthalene	5.4	U
110-75-8	2-Chloroethyl vinyl ether	5.4	U

1J - FORM I VOA-TIC

VOLATILE ORGANICS ANALYSIS DATA SHEET

TENTATIVELY IDENTIFIED COMPOUNDS

CLIENT SAMPLE NO.

690-SB-73
(0.4'-4.0')-O

Lab Name: MITKEM LABORATORIES Contract:

Lab Code: MITKEM Case No.: J1865 Mod. Ref No.: SDG No.: SJ1865

Matrix: (SOIL/SED/WATER) SOIL Lab Sample ID: J1865-17B

Sample wt/vol: 5.30 (g/mL) G Lab File ID: V1L7046.D

Level: (TRACE or LOW/MED) LOW Date Received: 09/27/2010

% Moisture: not dec. 12 Date Analyzed: 10/04/2010

GC Column: DB-624 ID: 0.25 (mm) Dilution Factor: 1.0

Soil Extract Volume: (uL) Soil Aliquot Volume: (uL)

CONCENTRATION UNITS: (ug/L or ug/Kg) µG/KG Purge Volume: 10.0 (mL)

	CAS NUMBER	COMPOUND NAME	RT	EST. CONC.	Q
01		Unknown-01	12.229	6.5	J
	E96679[1]	Total Alkanes	N/A		

[1]EPA-designated Registry Number.

1A - FORM I VOA-1

VOLATILE ORGANICS ANALYSIS DATA SHEET

CLIENT SAMPLE NO.

690-SB-30
(8.0'-10.7')-O

Lab Name: MITKEM LABORATORIES Contract:

Lab Code: MITKEM Case No.: J1865 Mod. Ref No.: SDG No.: SJ1865

Matrix: (SOIL/SED/WATER) SOIL Lab Sample ID: J1865-18B

Sample wt/vol: 5.10 (g/mL) G Lab File ID: V1L7047.D

Level: (TRACE/LOW/MED) LOW Date Received: 09/27/2010

% Moisture: not dec. 11 Date Analyzed: 10/04/2010

GC Column: DB-624 ID: 0.25 (mm) Dilution Factor: 1.0

Soil Extract Volume: (uL) Soil Aliquot Volume: (uL)

Purge Volume: 10.0 (mL)

CAS NO.	COMPOUND	CONCENTRATION UNITS: (ug/L or ug/Kg) µG/KG	Q
74-87-3	Chloromethane	5.5	U
75-01-4	Vinyl chloride	5.5	U
74-83-9	Bromomethane	5.5	U
75-00-3	Chloroethane	5.5	U
75-69-4	Trichlorofluoromethane	5.5	U
75-35-4	1,1-Dichloroethene	5.5	U
67-64-1	Acetone	4.6	J
75-15-0	Carbon disulfide	5.5	U
75-09-2	Methylene chloride	5.5	U
156-60-5	trans-1,2-Dichloroethene	5.5	U
1634-04-4	Methyl tert-butyl ether	5.5	U
75-34-3	1,1-Dichloroethane	5.5	U
108-05-4	Vinyl acetate	5.5	U
78-93-3	2-Butanone	5.5	U
156-59-2	cis-1,2-Dichloroethene	5.5	U
67-66-3	Chloroform	5.5	U
71-55-6	1,1,1-Trichloroethane	5.5	U
56-23-5	Carbon tetrachloride	5.5	U
107-06-2	1,2-Dichloroethane	5.5	U
71-43-2	Benzene	2.4	J
79-01-6	Trichloroethene	45	
78-87-5	1,2-Dichloropropane	5.5	U
75-27-4	Bromodichloromethane	5.5	U
10061-01-5	cis-1,3-Dichloropropene	5.5	U
108-10-1	4-Methyl-2-pentanone	5.5	U
108-88-3	Toluene	3.3	J
10061-02-6	trans-1,3-Dichloropropene	5.5	U
79-00-5	1,1,2-Trichloroethane	5.5	U
127-18-4	Tetrachloroethene	5.5	U
591-78-6	2-Hexanone	5.5	U
124-48-1	Dibromochloromethane	5.5	U
108-90-7	Chlorobenzene	5.5	U
100-41-4	Ethylbenzene	5.5	U
1330-20-7	m,p-Xylene	5.5	U
95-47-6	o-Xylene	5.5	U

1B - FORM I VOA-2

VOLATILE ORGANICS ANALYSIS DATA SHEET

CLIENT SAMPLE NO.

690-SB-30
(8.0'-10.7')-O

Lab Name: MITKEM LABORATORIES Contract:

Lab Code: MITKEM Case No.: J1865 Mod. Ref No.: SDG No.: SJ1865

Matrix: (SOIL/SED/WATER) SOIL Lab Sample ID: J1865-18B

Sample wt/vol: 5.10 (g/mL) G Lab File ID: V1L7047.D

Level: (TRACE/LOW/MED) LOW Date Received: 09/27/2010

% Moisture: not dec. 11 Date Analyzed: 10/04/2010

GC Column: DB-624 ID: 0.25 (mm) Dilution Factor: 1.0

Soil Extract Volume: (uL) Soil Aliquot Volume: (uL)

Purge Volume: 10.0 (mL)

CAS NO.	COMPOUND	CONCENTRATION UNITS: (ug/L or ug/Kg) µG/KG	Q
1330-20-7	Xylene (Total)	5.5	U
100-42-5	Styrene	5.5	U
75-25-2	Bromoform	5.5	U
98-82-8	Isopropylbenzene	5.5	U
79-34-5	1,1,2,2-Tetrachloroethane	5.5	U
103-65-1	n-Propylbenzene	5.5	U
108-67-8	1,3,5-Trimethylbenzene	5.5	U
98-06-6	tert-Butylbenzene	5.5	U
95-63-6	1,2,4-Trimethylbenzene	5.5	U
135-98-8	sec-Butylbenzene	5.5	U
99-87-6	4-Isopropyltoluene	5.5	U
541-73-1	1,3-Dichlorobenzene	5.5	U
106-46-7	1,4-Dichlorobenzene	5.5	U
104-51-8	n-Butylbenzene	5.5	U
95-50-1	1,2-Dichlorobenzene	5.5	U
91-20-3	Naphthalene	5.5	U
110-75-8	2-Chloroethyl vinyl ether	5.5	U

1J - FORM I VOA-TIC

VOLATILE ORGANICS ANALYSIS DATA SHEET

TENTATIVELY IDENTIFIED COMPOUNDS

CLIENT SAMPLE NO.

690-SB-30
(8.0'-10.7')-O

Lab Name: MITKEM LABORATORIES Contract:

Lab Code: MITKEM Case No.: J1865 Mod. Ref No.: SDG No.: SJ1865

Matrix: (SOIL/SED/WATER) SOIL Lab Sample ID: J1865-18B

Sample wt/vol: 5.10 (g/mL) G Lab File ID: V1L7047.D

Level: (TRACE or LOW/MED) LOW Date Received: 09/27/2010

% Moisture: not dec. 11 Date Analyzed: 10/04/2010

GC Column: DB-624 ID: 0.25 (mm) Dilution Factor: 1.0

Soil Extract Volume: (uL) Soil Aliquot Volume: (uL)

CONCENTRATION UNITS: (ug/L or ug/Kg) µG/KG Purge Volume: 10.0 (mL)

CAS NUMBER	COMPOUND NAME	RT	EST. CONC.	Q
E966796[1]	Total Alkanes	N/A		

[1]EPA-designated Registry Number.

1A - FORM I VOA-1

VOLATILE ORGANICS ANALYSIS DATA SHEET

CLIENT SAMPLE NO.

690-SB-30
(8.0'-10.7')-D

Lab Name: MITKEM LABORATORIES Contract:

Lab Code: MITKEM Case No.: J1865 Mod. Ref No.: SDG No.: SJ1865

Matrix: (SOIL/SED/WATER) SOIL Lab Sample ID: J1865-19B

Sample wt/vol: 5.40 (g/mL) G Lab File ID: V1L7048.D

Level: (TRACE/LOW/MED) LOW Date Received: 09/27/2010

% Moisture: not dec. 12 Date Analyzed: 10/04/2010

GC Column: DB-624 ID: 0.25 (mm) Dilution Factor: 1.0

Soil Extract Volume: (uL) Soil Aliquot Volume: (uL)

Purge Volume: 10.0 (mL)

CAS NO.	COMPOUND	CONCENTRATION UNITS: (ug/L or ug/Kg) µG/KG	Q
74-87-3	Chloromethane	5.3	U
75-01-4	Vinyl chloride	5.3	U
74-83-9	Bromomethane	5.3	U
75-00-3	Chloroethane	5.3	U
75-69-4	Trichlorofluoromethane	5.3	U
75-35-4	1,1-Dichloroethene	5.3	U
67-64-1	Acetone	6.9	
75-15-0	Carbon disulfide	5.3	U
75-09-2	Methylene chloride	5.3	U
156-60-5	trans-1,2-Dichloroethene	5.3	U
1634-04-4	Methyl tert-butyl ether	5.3	U
75-34-3	1,1-Dichloroethane	5.3	U
108-05-4	Vinyl acetate	5.3	U
78-93-3	2-Butanone	5.3	U
156-59-2	cis-1,2-Dichloroethene	5.3	U
67-66-3	Chloroform	5.3	U
71-55-6	1,1,1-Trichloroethane	5.3	U
56-23-5	Carbon tetrachloride	5.3	U
107-06-2	1,2-Dichloroethane	5.3	U
71-43-2	Benzene	5.3	U
79-01-6	Trichloroethene	5.3	U
78-87-5	1,2-Dichloropropane	5.3	U
75-27-4	Bromodichloromethane	5.3	U
10061-01-5	cis-1,3-Dichloropropene	5.3	U
108-10-1	4-Methyl-2-pentanone	5.3	U
108-88-3	Toluene	5.3	U
10061-02-6	trans-1,3-Dichloropropene	5.3	U
79-00-5	1,1,2-Trichloroethane	5.3	U
127-18-4	Tetrachloroethene	5.3	U
591-78-6	2-Hexanone	5.3	U
124-48-1	Dibromochloromethane	5.3	U
108-90-7	Chlorobenzene	5.3	U
100-41-4	Ethylbenzene	5.3	U
1330-20-7	m,p-Xylene	5.3	U
95-47-6	o-Xylene	5.3	U

1B - FORM I VOA-2

VOLATILE ORGANICS ANALYSIS DATA SHEET

CLIENT SAMPLE NO.

690-SB-30
(8.0'-10.7')-D

Lab Name: MITKEM LABORATORIES Contract:

Lab Code: MITKEM Case No.: J1865 Mod. Ref No.: SDG No.: SJ1865

Matrix: (SOIL/SED/WATER) SOIL Lab Sample ID: J1865-19B

Sample wt/vol: 5.40 (g/mL) G Lab File ID: V1L7048.D

Level: (TRACE/LOW/MED) LOW Date Received: 09/27/2010

% Moisture: not dec. 12 Date Analyzed: 10/04/2010

GC Column: DB-624 ID: 0.25 (mm) Dilution Factor: 1.0

Soil Extract Volume: (uL) Soil Aliquot Volume: (uL)

Purge Volume: 10.0 (mL)

CAS NO.	COMPOUND	CONCENTRATION UNITS: (ug/L or ug/Kg) µG/KG	Q
1330-20-7	Xylene (Total)	5.3	U
100-42-5	Styrene	5.3	U
75-25-2	Bromoform	5.3	U
98-82-8	Isopropylbenzene	5.3	U
79-34-5	1,1,2,2-Tetrachloroethane	5.3	U
103-65-1	n-Propylbenzene	5.3	U
108-67-8	1,3,5-Trimethylbenzene	5.3	U
98-06-6	tert-Butylbenzene	5.3	U
95-63-6	1,2,4-Trimethylbenzene	5.3	U
135-98-8	sec-Butylbenzene	5.3	U
99-87-6	4-Isopropyltoluene	5.3	U
541-73-1	1,3-Dichlorobenzene	5.3	U
106-46-7	1,4-Dichlorobenzene	5.3	U
104-51-8	n-Butylbenzene	5.3	U
95-50-1	1,2-Dichlorobenzene	5.3	U
91-20-3	Naphthalene	5.3	U
110-75-8	2-Chloroethyl vinyl ether	5.3	U

1J - FORM I VOA-TIC

VOLATILE ORGANICS ANALYSIS DATA SHEET

TENTATIVELY IDENTIFIED COMPOUNDS

CLIENT SAMPLE NO.

690-SB-30
(8.0'-10.7')-D

Lab Name: MITKEM LABORATORIES Contract:

Lab Code: MITKEM Case No.: J1865 Mod. Ref No.: SDG No.: SJ1865

Matrix: (SOIL/SED/WATER) SOIL Lab Sample ID: J1865-19B

Sample wt/vol: 5.40 (g/mL) G Lab File ID: V1L7048.D

Level: (TRACE or LOW/MED) LOW Date Received: 09/27/2010

% Moisture: not dec. 12 Date Analyzed: 10/04/2010

GC Column: DB-624 ID: 0.25 (mm) Dilution Factor: 1.0

Soil Extract Volume: (uL) Soil Aliquot Volume: (uL)

CONCENTRATION UNITS: (ug/L or ug/Kg) µG/KG Purge Volume: 10.0 (mL)

	CAS NUMBER	COMPOUND NAME	RT	EST. CONC.	Q
01		Unknown-01	12.224	5.5	J
	E96679[1]	Total Alkanes	N/A		

[1]EPA-designated Registry Number.

1A - FORM I VOA-1

VOLATILE ORGANICS ANALYSIS DATA SHEET

CLIENT SAMPLE NO.

690-SB-29
()8.0'-10.4')

Lab Name: MITKEM LABORATORIES Contract:

Lab Code: MITKEM Case No.: J1865 Mod. Ref No.: SDG No.: SJ1865

Matrix: (SOIL/SED/WATER) SOIL Lab Sample ID: J1865-20B

Sample wt/vol: 5.00 (g/mL) G Lab File ID: V1L7049.D

Level: (TRACE/LOW/MED) LOW Date Received: 09/27/2010

% Moisture: not dec. 11 Date Analyzed: 10/04/2010

GC Column: DB-624 ID: 0.25 (mm) Dilution Factor: 1.0

Soil Extract Volume: (uL) Soil Aliquot Volume: (uL)

Purge Volume: 10.0 (mL)

CAS NO.	COMPOUND	CONCENTRATION UNITS: (ug/L or ug/Kg) µG/KG	Q
74-87-3	Chloromethane	5.6	U
75-01-4	Vinyl chloride	5.6	U
74-83-9	Bromomethane	5.6	U
75-00-3	Chloroethane	5.6	U
75-69-4	Trichlorofluoromethane	5.6	U
75-35-4	1,1-Dichloroethene	5.6	U
67-64-1	Acetone	5.6	U
75-15-0	Carbon disulfide	5.6	U
75-09-2	Methylene chloride	5.6	U
156-60-5	trans-1,2-Dichloroethene	5.6	U
1634-04-4	Methyl tert-butyl ether	5.6	U
75-34-3	1,1-Dichloroethane	5.6	U
108-05-4	Vinyl acetate	5.6	U
78-93-3	2-Butanone	5.6	U
156-59-2	cis-1,2-Dichloroethene	5.6	U
67-66-3	Chloroform	5.6	U
71-55-6	1,1,1-Trichloroethane	5.6	U
56-23-5	Carbon tetrachloride	5.6	U
107-06-2	1,2-Dichloroethane	5.6	U
71-43-2	Benzene	5.6	U
79-01-6	Trichloroethene	5.6	U
78-87-5	1,2-Dichloropropane	5.6	U
75-27-4	Bromodichloromethane	5.6	U
10061-01-5	cis-1,3-Dichloropropene	5.6	U
108-10-1	4-Methyl-2-pentanone	5.6	U
108-88-3	Toluene	5.6	U
10061-02-6	trans-1,3-Dichloropropene	5.6	U
79-00-5	1,1,2-Trichloroethane	5.6	U
127-18-4	Tetrachloroethene	5.6	U
591-78-6	2-Hexanone	5.6	U
124-48-1	Dibromochloromethane	5.6	U
108-90-7	Chlorobenzene	5.6	U
100-41-4	Ethylbenzene	5.6	U
1330-20-7	m,p-Xylene	5.6	U
95-47-6	o-Xylene	5.6	U

1B - FORM I VOA-2

VOLATILE ORGANICS ANALYSIS DATA SHEET

CLIENT SAMPLE NO.

690-SB-29
()8.0'-10.4')

Lab Name: MITKEM LABORATORIES Contract:

Lab Code: MITKEM Case No.: J1865 Mod. Ref No.: SDG No.: SJ1865

Matrix: (SOIL/SED/WATER) SOIL Lab Sample ID: J1865-20B

Sample wt/vol: 5.00 (g/mL) G Lab File ID: V1L7049.D

Level: (TRACE/LOW/MED) LOW Date Received: 09/27/2010

% Moisture: not dec. 11 Date Analyzed: 10/04/2010

GC Column: DB-624 ID: 0.25 (mm) Dilution Factor: 1.0

Soil Extract Volume: (uL) Soil Aliquot Volume: (uL)

Purge Volume: 10.0 (mL)

CAS NO.	COMPOUND	CONCENTRATION UNITS: (ug/L or ug/Kg) µG/KG	Q
1330-20-7	Xylene (Total)	5.6	U
100-42-5	Styrene	5.6	U
75-25-2	Bromoform	5.6	U
98-82-8	Isopropylbenzene	5.6	U
79-34-5	1,1,2,2-Tetrachloroethane	5.6	U
103-65-1	n-Propylbenzene	5.6	U
108-67-8	1,3,5-Trimethylbenzene	5.6	U
98-06-6	tert-Butylbenzene	5.6	U
95-63-6	1,2,4-Trimethylbenzene	5.6	U
135-98-8	sec-Butylbenzene	5.6	U
99-87-6	4-Isopropyltoluene	5.6	U
541-73-1	1,3-Dichlorobenzene	5.6	U
106-46-7	1,4-Dichlorobenzene	5.6	U
104-51-8	n-Butylbenzene	5.6	U
95-50-1	1,2-Dichlorobenzene	5.6	U
91-20-3	Naphthalene	5.6	U
110-75-8	2-Chloroethyl vinyl ether	5.6	U

1J - FORM I VOA-TIC

VOLATILE ORGANICS ANALYSIS DATA SHEET

TENTATIVELY IDENTIFIED COMPOUNDS

CLIENT SAMPLE NO.

690-SB-29
()8.0'-10.4')

Lab Name: MITKEM LABORATORIES Contract:

Lab Code: MITKEM Case No.: J1865 Mod. Ref No.: SDG No.: SJ1865

Matrix: (SOIL/SED/WATER) SOIL Lab Sample ID: J1865-20B

Sample wt/vol: 5.00 (g/mL) G Lab File ID: V1L7049.D

Level: (TRACE or LOW/MED) LOW Date Received: 09/27/2010

% Moisture: not dec. 11 Date Analyzed: 10/04/2010

GC Column: DB-624 ID: 0.25 (mm) Dilution Factor: 1.0

Soil Extract Volume: (uL) Soil Aliquot Volume: (uL)

CONCENTRATION UNITS: (ug/L or ug/Kg) µG/KG Purge Volume: 10.0 (mL)

	CAS NUMBER	COMPOUND NAME	RT	EST. CONC.	Q
01	556-67-2	Cyclotetrasiloxane, octameth	12.220	8.0	NJ
	E96679[1]	Total Alkanes	N/A		

[1]EPA-designated Registry Number.

1A - FORM I VOA-1

VOLATILE ORGANICS ANALYSIS DATA SHEET

CLIENT SAMPLE NO.

690-SB-107
(12.0'-12.1')-O

Lab Name: MITKEM LABORATORIES Contract:

Lab Code: MITKEM Case No.: J1865 Mod. Ref No.: SDG No.: SJ1865

Matrix: (SOIL/SED/WATER) SOIL Lab Sample ID: J1865-21A

Sample wt/vol: 5.10 (g/mL) G Lab File ID: V1L7050.D

Level: (TRACE/LOW/MED) LOW Date Received: 09/27/2010

% Moisture: not dec. 14 Date Analyzed: 10/04/2010

GC Column: DB-624 ID: 0.25 (mm) Dilution Factor: 1.0

Soil Extract Volume: (uL) Soil Aliquot Volume: (uL)

Purge Volume: 10.0 (mL)

CAS NO.	COMPOUND	CONCENTRATION UNITS: (ug/L or ug/Kg) µG/KG	Q
74-87-3	Chloromethane	5.7	U
75-01-4	Vinyl chloride	5.7	U
74-83-9	Bromomethane	5.7	U
75-00-3	Chloroethane	5.7	U
75-69-4	Trichlorofluoromethane	5.7	U
75-35-4	1,1-Dichloroethene	5.7	U
67-64-1	Acetone	5.7	U
75-15-0	Carbon disulfide	5.7	U
75-09-2	Methylene chloride	5.7	U
156-60-5	trans-1,2-Dichloroethene	5.7	U
1634-04-4	Methyl tert-butyl ether	5.7	U
75-34-3	1,1-Dichloroethane	5.7	U
108-05-4	Vinyl acetate	5.7	U
78-93-3	2-Butanone	5.7	U
156-59-2	cis-1,2-Dichloroethene	5.7	U
67-66-3	Chloroform	5.7	U
71-55-6	1,1,1-Trichloroethane	5.7	U
56-23-5	Carbon tetrachloride	5.7	U
107-06-2	1,2-Dichloroethane	5.7	U
71-43-2	Benzene	5.7	U
79-01-6	Trichloroethene	3.9	J
78-87-5	1,2-Dichloropropane	5.7	U
75-27-4	Bromodichloromethane	5.7	U
10061-01-5	cis-1,3-Dichloropropene	5.7	U
108-10-1	4-Methyl-2-pentanone	5.7	U
108-88-3	Toluene	5.7	U
10061-02-6	trans-1,3-Dichloropropene	5.7	U
79-00-5	1,1,2-Trichloroethane	5.7	U
127-18-4	Tetrachloroethene	5.7	U
591-78-6	2-Hexanone	5.7	U
124-48-1	Dibromochloromethane	5.7	U
108-90-7	Chlorobenzene	5.7	U
100-41-4	Ethylbenzene	5.7	U
1330-20-7	m,p-Xylene	5.7	U
95-47-6	o-Xylene	5.7	U

1B - FORM I VOA-2

VOLATILE ORGANICS ANALYSIS DATA SHEET

CLIENT SAMPLE NO.

690-SB-107
(12.0'-12.1')-O

Lab Name: MITKEM LABORATORIES Contract:

Lab Code: MITKEM Case No.: J1865 Mod. Ref No.: SDG No.: SJ1865

Matrix: (SOIL/SED/WATER) SOIL Lab Sample ID: J1865-21A

Sample wt/vol: 5.10 (g/mL) G Lab File ID: V1L7050.D

Level: (TRACE/LOW/MED) LOW Date Received: 09/27/2010

% Moisture: not dec. 14 Date Analyzed: 10/04/2010

GC Column: DB-624 ID: 0.25 (mm) Dilution Factor: 1.0

Soil Extract Volume: (uL) Soil Aliquot Volume: (uL)

Purge Volume: 10.0 (mL)

CAS NO.	COMPOUND	CONCENTRATION UNITS: (ug/L or ug/Kg) µG/KG	Q
1330-20-7	Xylene (Total)	5.7	U
100-42-5	Styrene	5.7	U
75-25-2	Bromoform	5.7	U
98-82-8	Isopropylbenzene	5.7	U
79-34-5	1,1,2,2-Tetrachloroethane	5.7	U
103-65-1	n-Propylbenzene	5.7	U
108-67-8	1,3,5-Trimethylbenzene	5.7	U
98-06-6	tert-Butylbenzene	5.7	U
95-63-6	1,2,4-Trimethylbenzene	5.7	U
135-98-8	sec-Butylbenzene	5.7	U
99-87-6	4-Isopropyltoluene	5.7	U
541-73-1	1,3-Dichlorobenzene	5.7	U
106-46-7	1,4-Dichlorobenzene	5.7	U
104-51-8	n-Butylbenzene	5.7	U
95-50-1	1,2-Dichlorobenzene	5.7	U
91-20-3	Naphthalene	5.7	U
110-75-8	2-Chloroethyl vinyl ether	5.7	U

1J - FORM I VOA-TIC

VOLATILE ORGANICS ANALYSIS DATA SHEET

TENTATIVELY IDENTIFIED COMPOUNDS

CLIENT SAMPLE NO.

690-SB-107
(12.0'-12.1')-O

Lab Name: MITKEM LABORATORIES Contract:

Lab Code: MITKEM Case No.: J1865 Mod. Ref No.: SDG No.: SJ1865

Matrix: (SOIL/SED/WATER) SOIL Lab Sample ID: J1865-21A

Sample wt/vol: 5.10 (g/mL) G Lab File ID: V1L7050.D

Level: (TRACE or LOW/MED) LOW Date Received: 09/27/2010

% Moisture: not dec. 14 Date Analyzed: 10/04/2010

GC Column: DB-624 ID: 0.25 (mm) Dilution Factor: 1.0

Soil Extract Volume: (uL) Soil Aliquot Volume: (uL)

CONCENTRATION UNITS: (ug/L or ug/Kg) µG/KG Purge Volume: 10.0 (mL)

	CAS NUMBER	COMPOUND NAME	RT	EST. CONC.	Q
01	556-67-2	Cyclotetrasiloxane, octameth	12.218	6.6	NJ
	E96679[1]	Total Alkanes	N/A		

[1] EPA-designated Registry Number.

1A - FORM I VOA-1

VOLATILE ORGANICS ANALYSIS DATA SHEET

CLIENT SAMPLE NO.

690-SB-22
(2.0'-3.2')-O

Lab Name: MITKEM LABORATORIES Contract:

Lab Code: MITKEM Case No.: J1865 Mod. Ref No.: SDG No.: SJ1865

Matrix: (SOIL/SED/WATER) SOIL Lab Sample ID: J1865-22C

Sample wt/vol: 5.20 (g/mL) G Lab File ID: V1L7051.D

Level: (TRACE/LOW/MED) LOW Date Received: 09/27/2010

% Moisture: not dec. 12 Date Analyzed: 10/04/2010

GC Column: DB-624 ID: 0.25 (mm) Dilution Factor: 1.0

Soil Extract Volume: (uL) Soil Aliquot Volume: (uL)

Purge Volume: 10.0 (mL)

CAS NO.	COMPOUND	CONCENTRATION UNITS: (ug/L or ug/Kg) µG/KG	Q
74-87-3	Chloromethane	5.5	U
75-01-4	Vinyl chloride	5.5	U
74-83-9	Bromomethane	5.5	U
75-00-3	Chloroethane	5.5	U
75-69-4	Trichlorofluoromethane	5.5	U
75-35-4	1,1-Dichloroethene	5.5	U
67-64-1	Acetone	5.5	U
75-15-0	Carbon disulfide	5.5	U
75-09-2	Methylene chloride	5.5	U
156-60-5	trans-1,2-Dichloroethene	5.5	U
1634-04-4	Methyl tert-butyl ether	5.5	U
75-34-3	1,1-Dichloroethane	5.5	U
108-05-4	Vinyl acetate	5.5	U
78-93-3	2-Butanone	5.5	U
156-59-2	cis-1,2-Dichloroethene	5.5	U
67-66-3	Chloroform	5.5	U
71-55-6	1,1,1-Trichloroethane	5.5	U
56-23-5	Carbon tetrachloride	5.5	U
107-06-2	1,2-Dichloroethane	5.5	U
71-43-2	Benzene	5.5	U
79-01-6	Trichloroethene	5.5	U
78-87-5	1,2-Dichloropropane	5.5	U
75-27-4	Bromodichloromethane	5.5	U
10061-01-5	cis-1,3-Dichloropropene	5.5	U
108-10-1	4-Methyl-2-pentanone	5.5	U
108-88-3	Toluene	5.5	U
10061-02-6	trans-1,3-Dichloropropene	5.5	U
79-00-5	1,1,2-Trichloroethane	5.5	U
127-18-4	Tetrachloroethene	5.5	U
591-78-6	2-Hexanone	5.5	U
124-48-1	Dibromochloromethane	5.5	U
108-90-7	Chlorobenzene	5.5	U
100-41-4	Ethylbenzene	5.5	U
1330-20-7	m,p-Xylene	5.5	U
95-47-6	o-Xylene	5.5	U

1B - FORM I VOA-2

VOLATILE ORGANICS ANALYSIS DATA SHEET

CLIENT SAMPLE NO.

690-SB-22
(2.0'-3.2')-O

Lab Name: MITKEM LABORATORIES Contract:

Lab Code: MITKEM Case No.: J1865 Mod. Ref No.: SDG No.: SJ1865

Matrix: (SOIL/SED/WATER) SOIL Lab Sample ID: J1865-22C

Sample wt/vol: 5.20 (g/mL) G Lab File ID: V1L7051.D

Level: (TRACE/LOW/MED) LOW Date Received: 09/27/2010

% Moisture: not dec. 12 Date Analyzed: 10/04/2010

GC Column: DB-624 ID: 0.25 (mm) Dilution Factor: 1.0

Soil Extract Volume: (uL) Soil Aliquot Volume: (uL)

Purge Volume: 10.0 (mL)

CAS NO.	COMPOUND	CONCENTRATION UNITS: (ug/L or ug/Kg) µG/KG	Q
1330-20-7	Xylene (Total)	5.5	U
100-42-5	Styrene	5.5	U
75-25-2	Bromoform	5.5	U
98-82-8	Isopropylbenzene	5.5	U
79-34-5	1,1,2,2-Tetrachloroethane	5.5	U
103-65-1	n-Propylbenzene	5.5	U
108-67-8	1,3,5-Trimethylbenzene	5.5	U
98-06-6	tert-Butylbenzene	5.5	U
95-63-6	1,2,4-Trimethylbenzene	5.5	U
135-98-8	sec-Butylbenzene	5.5	U
99-87-6	4-Isopropyltoluene	5.5	U
541-73-1	1,3-Dichlorobenzene	5.5	U
106-46-7	1,4-Dichlorobenzene	5.5	U
104-51-8	n-Butylbenzene	5.5	U
95-50-1	1,2-Dichlorobenzene	5.5	U
91-20-3	Naphthalene	5.5	U
110-75-8	2-Chloroethyl vinyl ether	5.5	U

1J - FORM I VOA-TIC

VOLATILE ORGANICS ANALYSIS DATA SHEET

TENTATIVELY IDENTIFIED COMPOUNDS

CLIENT SAMPLE NO.

690-SB-22
(2.0'-3.2')-O

Lab Name: MITKEM LABORATORIES Contract:

Lab Code: MITKEM Case No.: J1865 Mod. Ref No.: SDG No.: SJ1865

Matrix: (SOIL/SED/WATER) SOIL Lab Sample ID: J1865-22C

Sample wt/vol: 5.20 (g/mL) G Lab File ID: V1L7051.D

Level: (TRACE or LOW/MED) LOW Date Received: 09/27/2010

% Moisture: not dec. 12 Date Analyzed: 10/04/2010

GC Column: DB-624 ID: 0.25 (mm) Dilution Factor: 1.0

Soil Extract Volume: (uL) Soil Aliquot Volume: (uL)

CONCENTRATION UNITS: (ug/L or ug/Kg) µG/KG Purge Volume: 10.0 (mL)

CAS NUMBER	COMPOUND NAME	RT	EST. CONC.	Q
E96679(1)	Total Alkanes	N/A		

[1]EPA-designated Registry Number.

1A - FORM I VOA-1

VOLATILE ORGANICS ANALYSIS DATA SHEET

CLIENT SAMPLE NO.

690-SB-62
(6.2'-7.8')-O

Lab Name: MITKEM LABORATORIES Contract:

Lab Code: MITKEM Case No.: J1865 Mod. Ref No.: SDG No.: SJ1865

Matrix: (SOIL/SED/WATER) SOIL Lab Sample ID: J1865-23B

Sample wt/vol: 5.10 (g/mL) G Lab File ID: V1L7076.D

Level: (TRACE/LOW/MED) LOW Date Received: 09/27/2010

% Moisture: not dec. 10 Date Analyzed: 10/05/2010

GC Column: DB-624 ID: 0.25 (mm) Dilution Factor: 1.0

Soil Extract Volume: (uL) Soil Aliquot Volume: (uL)

Purge Volume: 10.0 (mL)

CAS NO.	COMPOUND	CONCENTRATION UNITS: (ug/L or ug/Kg) µG/KG	Q
74-87-3	Chloromethane	5.4	U
75-01-4	Vinyl chloride	5.4	U
74-83-9	Bromomethane	5.4	U
75-00-3	Chloroethane	5.4	U
75-69-4	Trichlorofluoromethane	5.4	U
75-35-4	1,1-Dichloroethene	5.4	U
67-64-1	Acetone	3.1	J
75-15-0	Carbon disulfide	5.4	U
75-09-2	Methylene chloride	5.4	U
156-60-5	trans-1,2-Dichloroethene	5.4	U
1634-04-4	Methyl tert-butyl ether	5.4	U
75-34-3	1,1-Dichloroethane	5.4	U
108-05-4	Vinyl acetate	5.4	U
78-93-3	2-Butanone	5.4	U
156-59-2	cis-1,2-Dichloroethene	5.1	J
67-66-3	Chloroform	5.4	U
71-55-6	1,1,1-Trichloroethane	5.4	U
56-23-5	Carbon tetrachloride	5.4	U
107-06-2	1,2-Dichloroethane	5.4	U
71-43-2	Benzene	5.4	U
79-01-6	Trichloroethene	49	
78-87-5	1,2-Dichloropropane	5.4	U
75-27-4	Bromodichloromethane	5.4	U
10061-01-5	cis-1,3-Dichloropropene	5.4	U
108-10-1	4-Methyl-2-pentanone	5.4	U
108-88-3	Toluene	5.4	U
10061-02-6	trans-1,3-Dichloropropene	5.4	U
79-00-5	1,1,2-Trichloroethane	5.4	U
127-18-4	Tetrachloroethene	5.4	U
591-78-6	2-Hexanone	5.4	U
124-48-1	Dibromochloromethane	5.4	U
108-90-7	Chlorobenzene	5.4	U
100-41-4	Ethylbenzene	5.4	U
1330-20-7	m,p-Xylene	5.4	U
95-47-6	o-Xylene	5.4	U

1B - FORM I VOA-2

VOLATILE ORGANICS ANALYSIS DATA SHEET

CLIENT SAMPLE NO.

690-SB-62
(6.2'-7.8')-O

Lab Name: MITKEM LABORATORIES Contract:

Lab Code: MITKEM Case No.: J1865 Mod. Ref No.: SDG No.: SJ1865

Matrix: (SOIL/SED/WATER) SOIL Lab Sample ID: J1865-23B

Sample wt/vol: 5.10 (g/mL) G Lab File ID: V1L7076.D

Level: (TRACE/LOW/MED) LOW Date Received: 09/27/2010

% Moisture: not dec. 10 Date Analyzed: 10/05/2010

GC Column: DB-624 ID: 0.25 (mm) Dilution Factor: 1.0

Soil Extract Volume: (uL) Soil Aliquot Volume: (uL)

Purge Volume: 10.0 (mL)

CAS NO.	COMPOUND	CONCENTRATION UNITS: (ug/L or ug/Kg) µG/KG	Q
1330-20-7	Xylene (Total)	5.4	U
100-42-5	Styrene	5.4	U
75-25-2	Bromoform	5.4	U
98-82-8	Isopropylbenzene	5.4	U
79-34-5	1,1,2,2-Tetrachloroethane	5.4	U
103-65-1	n-Propylbenzene	5.4	U
108-67-8	1,3,5-Trimethylbenzene	5.4	U
98-06-6	tert-Butylbenzene	5.4	U
95-63-6	1,2,4-Trimethylbenzene	5.4	U
135-98-8	sec-Butylbenzene	5.4	U
99-87-6	4-Isopropyltoluene	5.4	U
541-73-1	1,3-Dichlorobenzene	5.4	U
106-46-7	1,4-Dichlorobenzene	5.4	U
104-51-8	n-Butylbenzene	5.4	U
95-50-1	1,2-Dichlorobenzene	5.4	U
91-20-3	Naphthalene	5.4	U
110-75-8	2-Chloroethyl vinyl ether	5.4	U

1J - FORM I VOA-TIC

VOLATILE ORGANICS ANALYSIS DATA SHEET

TENTATIVELY IDENTIFIED COMPOUNDS

CLIENT SAMPLE NO.

690-SB-62
(6.2'-7.8')-O

Lab Name: MITKEM LABORATORIES Contract:

Lab Code: MITKEM Case No.: J1865 Mod. Ref No.: SDG No.: SJ1865

Matrix: (SOIL/SED/WATER) SOIL Lab Sample ID: J1865-23B

Sample wt/vol: 5.10 (g/mL) G Lab File ID: V1L7076.D

Level: (TRACE or LOW/MED) LOW Date Received: 09/27/2010

% Moisture: not dec. 10 Date Analyzed: 10/05/2010

GC Column: DB-624 ID: 0.25 (mm) Dilution Factor: 1.0

Soil Extract Volume: (uL) Soil Aliquot Volume: (uL)

CONCENTRATION UNITS: (ug/L or ug/Kg) µG/KG Purge Volume: 10.0 (mL)

CAS NUMBER	COMPOUND NAME	RT	EST. CONC.	Q
E96679[1]	Total Alkanes	N/A		

[1] EPA-designated Registry Number.

1A - FORM I VOA-1

VOLATILE ORGANICS ANALYSIS DATA SHEET

CLIENT SAMPLE NO.

690-SB-61
(6.3'-8.0')-O

Lab Name: MITKEM LABORATORIES Contract:

Lab Code: MITKEM Case No.: J1865 Mod. Ref No.: SDG No.: SJ1865

Matrix: (SOIL/SED/WATER) SOIL Lab Sample ID: J1865-24A

Sample wt/vol: 5.40 (g/mL) G Lab File ID: V1L7077.D

Level: (TRACE/LOW/MED) LOW Date Received: 09/27/2010

% Moisture: not dec. 13 Date Analyzed: 10/05/2010

GC Column: DB-624 ID: 0.25 (mm) Dilution Factor: 1.0

Soil Extract Volume: (uL) Soil Aliquot Volume: (uL)

Purge Volume: 10.0 (mL)

CAS NO.	COMPOUND	CONCENTRATION UNITS: (ug/L or ug/Kg) µG/KG	Q
74-87-3	Chloromethane	5.3	U
75-01-4	Vinyl chloride	5.3	U
74-83-9	Bromomethane	5.3	U
75-00-3	Chloroethane	5.3	U
75-69-4	Trichlorofluoromethane	5.3	U
75-35-4	1,1-Dichloroethene	5.3	U
67-64-1	Acetone	5.3	
75-15-0	Carbon disulfide	5.3	U
75-09-2	Methylene chloride	5.3	U
156-60-5	trans-1,2-Dichloroethene	5.3	U
1634-04-4	Methyl tert-butyl ether	5.3	U
75-34-3	1,1-Dichloroethane	5.3	U
108-05-4	Vinyl acetate	5.3	U
78-93-3	2-Butanone	5.3	U
156-59-2	cis-1,2-Dichloroethene	5.3	U
67-66-3	Chloroform	5.3	U
71-55-6	1,1,1-Trichloroethane	5.3	U
56-23-5	Carbon tetrachloride	5.3	U
107-06-2	1,2-Dichloroethane	5.3	U
71-43-2	Benzene	5.3	U
79-01-6	Trichloroethene	2.6	J
78-87-5	1,2-Dichloropropane	5.3	U
75-27-4	Bromodichloromethane	5.3	U
10061-01-5	cis-1,3-Dichloropropene	5.3	U
108-10-1	4-Methyl-2-pentanone	5.3	U
108-88-3	Toluene	5.3	U
10061-02-6	trans-1,3-Dichloropropene	5.3	U
79-00-5	1,1,2-Trichloroethane	5.3	U
127-18-4	Tetrachloroethene	5.3	U
591-78-6	2-Hexanone	5.3	U
124-48-1	Dibromochloromethane	5.3	U
108-90-7	Chlorobenzene	5.3	U
100-41-4	Ethylbenzene	5.3	U
1330-20-7	m,p-Xylene	5.3	U
95-47-6	o-Xylene	5.3	U

1B - FORM I VOA-2

VOLATILE ORGANICS ANALYSIS DATA SHEET

CLIENT SAMPLE NO.

690-SB-61
(6.3'-8.0')-O

Lab Name: MITKEM LABORATORIES Contract:

Lab Code: MITKEM Case No.: J1865 Mod. Ref No.: SDG No.: SJ1865

Matrix: (SOIL/SED/WATER) SOIL Lab Sample ID: J1865-24A

Sample wt/vol: 5.40 (g/mL) G Lab File ID: V1L7077.D

Level: (TRACE/LOW/MED) LOW Date Received: 09/27/2010

% Moisture: not dec. 13 Date Analyzed: 10/05/2010

GC Column: DB-624 ID: 0.25 (mm) Dilution Factor: 1.0

Soil Extract Volume: (uL) Soil Aliquot Volume: (uL)

Purge Volume: 10.0 (mL)

CAS NO.	COMPOUND	CONCENTRATION UNITS: (ug/L or ug/Kg) µG/KG	Q
1330-20-7	Xylene (Total)	5.3	U
100-42-5	Styrene	5.3	U
75-25-2	Bromoform	5.3	U
98-82-8	Isopropylbenzene	5.3	U
79-34-5	1,1,2,2-Tetrachloroethane	5.3	U
103-65-1	n-Propylbenzene	5.3	U
108-67-8	1,3,5-Trimethylbenzene	5.3	U
98-06-6	tert-Butylbenzene	5.3	U
95-63-6	1,2,4-Trimethylbenzene	5.3	U
135-98-8	sec-Butylbenzene	5.3	U
99-87-6	4-Isopropyltoluene	5.3	U
541-73-1	1,3-Dichlorobenzene	5.3	U
106-46-7	1,4-Dichlorobenzene	5.3	U
104-51-8	n-Butylbenzene	5.3	U
95-50-1	1,2-Dichlorobenzene	5.3	U
91-20-3	Naphthalene	5.3	U
110-75-8	2-Chloroethyl vinyl ether	5.3	U

1J - FORM I VOA-TIC

VOLATILE ORGANICS ANALYSIS DATA SHEET

TENTATIVELY IDENTIFIED COMPOUNDS

CLIENT SAMPLE NO.

690-SB-61
(6.3'-8.0')-O

Lab Name: MITKEM LABORATORIES Contract:

Lab Code: MITKEM Case No.: J1865 Mod. Ref No.: SDG No.: SJ1865

Matrix: (SOIL/SED/WATER) SOIL Lab Sample ID: J1865-24A

Sample wt/vol: 5.40 (g/mL) G Lab File ID: V1L7077.D

Level: (TRACE or LOW/MED) LOW Date Received: 09/27/2010

% Moisture: not dec. 13 Date Analyzed: 10/05/2010

GC Column: DB-624 ID: 0.25 (mm) Dilution Factor: 1.0

Soil Extract Volume: (uL) Soil Aliquot Volume: (uL)

CONCENTRATION UNITS: (ug/L or ug/Kg) µG/KG Purge Volume: 10.0 (mL)

	CAS NUMBER	COMPOUND NAME	RT	EST. CONC.	Q
01		Unknown-01	12.233	5.6	J
	E96679([1]	Total Alkanes	N/A		

[1] EPA-designated Registry Number.

1A - FORM I VOA-1

VOLATILE ORGANICS ANALYSIS DATA SHEET

CLIENT SAMPLE NO.

690-SB-69
(6.0'-8.0')-O

Lab Name: MITKEM LABORATORIES Contract:

Lab Code: MITKEM Case No.: J1865 Mod. Ref No.: SDG No.: SJ1865

Matrix: (SOIL/SED/WATER) SOIL Lab Sample ID: J1865-25B

Sample wt/vol: 5.40 (g/mL) G Lab File ID: V1L7078.D

Level: (TRACE/LOW/MED) LOW Date Received: 09/27/2010

% Moisture: not dec. 13 Date Analyzed: 10/05/2010

GC Column: DB-624 ID: 0.25 (mm) Dilution Factor: 1.0

Soil Extract Volume: (uL) Soil Aliquot Volume: (uL)

Purge Volume: 10.0 (mL)

CAS NO.	COMPOUND	CONCENTRATION UNITS: (ug/L or ug/Kg) µG/KG	Q
74-87-3	Chloromethane	5.3	U
75-01-4	Vinyl chloride	5.3	U
74-83-9	Bromomethane	5.3	U
75-00-3	Chloroethane	5.3	U
75-69-4	Trichlorofluoromethane	5.3	U
75-35-4	1,1-Dichloroethene	5.3	U
67-64-1	Acetone	5.3	U
75-15-0	Carbon disulfide	5.3	U
75-09-2	Methylene chloride	5.3	U
156-60-5	trans-1,2-Dichloroethene	5.3	U
1634-04-4	Methyl tert-butyl ether	5.3	U
75-34-3	1,1-Dichloroethane	5.3	U
108-05-4	Vinyl acetate	5.3	U
78-93-3	2-Butanone	5.3	U
156-59-2	cis-1,2-Dichloroethene	5.3	U
67-66-3	Chloroform	5.3	U
71-55-6	1,1,1-Trichloroethane	5.3	U
56-23-5	Carbon tetrachloride	5.3	U
107-06-2	1,2-Dichloroethane	5.3	U
71-43-2	Benzene	5.3	U
79-01-6	Trichloroethene	5.3	U
78-87-5	1,2-Dichloropropane	5.3	U
75-27-4	Bromodichloromethane	5.3	U
10061-01-5	cis-1,3-Dichloropropene	5.3	U
108-10-1	4-Methyl-2-pentanone	5.3	U
108-88-3	Toluene	5.3	U
10061-02-6	trans-1,3-Dichloropropene	5.3	U
79-00-5	1,1,2-Trichloroethane	5.3	U
127-18-4	Tetrachloroethene	5.3	U
591-78-6	2-Hexanone	5.3	U
124-48-1	Dibromochloromethane	5.3	U
108-90-7	Chlorobenzene	5.3	U
100-41-4	Ethylbenzene	5.3	U
1330-20-7	m,p-Xylene	5.3	U
95-47-6	o-Xylene	5.3	U

1B - FORM I VOA-2

VOLATILE ORGANICS ANALYSIS DATA SHEET

CLIENT SAMPLE NO.

690-SB-69
(6.0'-8.0')-O

Lab Name: MITKEM LABORATORIES Contract:

Lab Code: MITKEM Case No.: J1865 Mod. Ref No.: SDG No.: SJ1865

Matrix: (SOIL/SED/WATER) SOIL Lab Sample ID: J1865-25B

Sample wt/vol: 5.40 (g/mL) G Lab File ID: V1L7078.D

Level: (TRACE/LOW/MED) LOW Date Received: 09/27/2010

% Moisture: not dec. 13 Date Analyzed: 10/05/2010

GC Column: DB-624 ID: 0.25 (mm) Dilution Factor: 1.0

Soil Extract Volume: (uL) Soil Aliquot Volume: (uL)

Purge Volume: 10.0 (mL)

CAS NO.	COMPOUND	CONCENTRATION UNITS: (ug/L or ug/Kg) µG/KG	Q
1330-20-7	Xylene (Total)	5.3	U
100-42-5	Styrene	5.3	U
75-25-2	Bromoform	5.3	U
98-82-8	Isopropylbenzene	5.3	U
79-34-5	1,1,2,2-Tetrachloroethane	5.3	U
103-65-1	n-Propylbenzene	5.3	U
108-67-8	1,3,5-Trimethylbenzene	5.3	U
98-06-6	tert-Butylbenzene	5.3	U
95-63-6	1,2,4-Trimethylbenzene	5.3	U
135-98-8	sec-Butylbenzene	5.3	U
99-87-6	4-Isopropyltoluene	5.3	U
541-73-1	1,3-Dichlorobenzene	5.3	U
106-46-7	1,4-Dichlorobenzene	5.3	U
104-51-8	n-Butylbenzene	5.3	U
95-50-1	1,2-Dichlorobenzene	5.3	U
91-20-3	Naphthalene	5.3	U
110-75-8	2-Chloroethyl vinyl ether	5.3	U

1J - FORM I VOA-TIC

VOLATILE ORGANICS ANALYSIS DATA SHEET

TENTATIVELY IDENTIFIED COMPOUNDS

CLIENT SAMPLE NO.

690-SB-69
(6.0'-8.0')-O

Lab Name: MITKEM LABORATORIES Contract:

Lab Code: MITKEM Case No.: J1865 Mod. Ref No.: SDG No.: SJ1865

Matrix: (SOIL/SED/WATER) SOIL Lab Sample ID: J1865-25B

Sample wt/vol: 5.40 (g/mL) G Lab File ID: V1L7078.D

Level: (TRACE or LOW/MED) LOW Date Received: 09/27/2010

% Moisture: not dec. 13 Date Analyzed: 10/05/2010

GC Column: DB-624 ID: 0.25 (mm) Dilution Factor: 1.0

Soil Extract Volume: (uL) Soil Aliquot Volume: (uL)

CONCENTRATION UNITS: (ug/L or ug/Kg) µG/KG Purge Volume: 10.0 (mL)

CAS NUMBER	COMPOUND NAME	RT	EST. CONC.	Q
E96679[1]	Total Alkanes	N/A		

[1] EPA-designated Registry Number.

s10.08.17.A

SW846

1A - FORM I VOA-1

VOLATILE ORGANICS ANALYSIS DATA SHEET

CLIENT SAMPLE NO.

690-SB-68
(9.5'-10.8')-O

Lab Name: MITKEM LABORATORIES Contract:

Lab Code: MITKEM Case No.: J1865 Mod. Ref No.: SDG No.: SJ1865

Matrix: (SOIL/SED/WATER) SOIL Lab Sample ID: J1865-26B

Sample wt/vol: 5.00 (g/mL) G Lab File ID: V1L7079.D

Level: (TRACE/LOW/MED) LOW Date Received: 09/27/2010

% Moisture: not dec. 15 Date Analyzed: 10/05/2010

GC Column: DB-624 ID: 0.25 (mm) Dilution Factor: 1.0

Soil Extract Volume: (uL) Soil Aliquot Volume: (uL)

Purge Volume: 10.0 (mL)

CAS NO.	COMPOUND	CONCENTRATION UNITS: (ug/L or ug/Kg) µG/KG	Q
74-87-3	Chloromethane	5.9	U
75-01-4	Vinyl chloride	5.9	U
74-83-9	Bromomethane	5.9	U
75-00-3	Chloroethane	5.9	U
75-69-4	Trichlorofluoromethane	5.9	U
75-35-4	1,1-Dichloroethene	5.9	U
67-64-1	Acetone	41	
75-15-0	Carbon disulfide	3.4	J
75-09-2	Methylene chloride	5.9	U
156-60-5	trans-1,2-Dichloroethene	5.9	U
1634-04-4	Methyl tert-butyl ether	5.9	U
75-34-3	1,1-Dichloroethane	5.9	U
108-05-4	Vinyl acetate	5.9	U
78-93-3	2-Butanone	5.9	U
156-59-2	cis-1,2-Dichloroethene	5.9	U
67-66-3	Chloroform	5.9	U
71-55-6	1,1,1-Trichloroethane	5.9	U
56-23-5	Carbon tetrachloride	5.9	U
107-06-2	1,2-Dichloroethane	5.9	U
71-43-2	Benzene	5.9	U
79-01-6	Trichloroethene	5.9	U
78-87-5	1,2-Dichloropropane	5.9	U
75-27-4	Bromodichloromethane	5.9	U
10061-01-5	cis-1,3-Dichloropropene	5.9	U
108-10-1	4-Methyl-2-pentanone	5.9	U
108-88-3	Toluene	5.9	U
10061-02-6	trans-1,3-Dichloropropene	5.9	U
79-00-5	1,1,2-Trichloroethane	5.9	U
127-18-4	Tetrachloroethene	5.9	U
591-78-6	2-Hexanone	5.9	U
124-48-1	Dibromochloromethane	5.9	U
108-90-7	Chlorobenzene	5.9	U
100-41-4	Ethylbenzene	4.4	J
1330-20-7	m,p-Xylene	33	
95-47-6	o-Xylene	3.5	J

1B - FORM I VOA-2

VOLATILE ORGANICS ANALYSIS DATA SHEET

CLIENT SAMPLE NO.

690-SB-68
(9.5'-10.8')-O

Lab Name: MITKEM LABORATORIES Contract:

Lab Code: MITKEM Case No.: J1865 Mod. Ref No.: SDG No.: SJ1865

Matrix: (SOIL/SED/WATER) SOIL Lab Sample ID: J1865-26B

Sample wt/vol: 5.00 (g/mL) G Lab File ID: V1L7079.D

Level: (TRACE/LOW/MED) LOW Date Received: 09/27/2010

% Moisture: not dec. 15 Date Analyzed: 10/05/2010

GC Column: DB-624 ID: 0.25 (mm) Dilution Factor: 1.0

Soil Extract Volume: (uL) Soil Aliquot Volume: (uL)

Purge Volume: 10.0 (mL)

CAS NO.	COMPOUND	CONCENTRATION UNITS: (ug/L or ug/Kg) µG/KG	Q
1330-20-7	Xylene (Total)	37	
100-42-5	Styrene	5.9	U
75-25-2	Bromoform	5.9	U
98-82-8	Isopropylbenzene	28	
79-34-5	1,1,2,2-Tetrachloroethane	5.9	U
103-65-1	n-Propylbenzene	36	
108-67-8	1,3,5-Trimethylbenzene	34	
98-06-6	tert-Butylbenzene	5.9	U
95-63-6	1,2,4-Trimethylbenzene	140	
135-98-8	sec-Butylbenzene	10	
99-87-6	4-Isopropyltoluene	15	
541-73-1	1,3-Dichlorobenzene	5.9	U
106-46-7	1,4-Dichlorobenzene	5.9	U
104-51-8	n-Butylbenzene	16	
95-50-1	1,2-Dichlorobenzene	5.9	U
91-20-3	Naphthalene	17	
110-75-8	2-Chloroethyl vinyl ether	5.9	U

1J - FORM I VOA-TIC

VOLATILE ORGANICS ANALYSIS DATA SHEET

TENTATIVELY IDENTIFIED COMPOUNDS

CLIENT SAMPLE NO.

690-SB-68
(9.5'-10.8')-O

Lab Name: MITKEM LABORATORIES Contract:

Lab Code: MITKEM Case No.: J1865 Mod. Ref No.: SDG No.: SJ1865

Matrix: (SOIL/SED/WATER) SOIL Lab Sample ID: J1865-26B

Sample wt/vol: 5.00 (g/mL) G Lab File ID: V1L7079.D

Level: (TRACE or LOW/MED) LOW Date Received: 09/27/2010

% Moisture: not dec. 15 Date Analyzed: 10/05/2010

GC Column: DB-624 ID: 0.25 (mm) Dilution Factor: 1.0

Soil Extract Volume: (uL) Soil Aliquot Volume: (uL)

CONCENTRATION UNITS: (ug/L or ug/Kg) µG/KG Purge Volume: 10.0 (mL)

	CAS NUMBER	COMPOUND NAME	RT	EST. CONC.	Q
01	107-83-5	Pentane, 2-methyl-	4.145	68	NJ
02	96-14-0	Pentane, 3-methyl-	4.421	33	NJ
03	110-54-3	Hexane	4.716	52	NJ
04	96-37-7	Cyclopentane, methyl-	5.396	34	NJ
05	591-76-4	Hexane, 2-methyl-	6.085	60	NJ
06	108-87-2	Cyclohexane, methyl-	7.454	110	NJ
07	592-27-8	Heptane, 2-methyl-	8.192	50	NJ
08	638-04-0	Cyclohexane, 1,3-dimethyl-,	8.635	58	NJ
09	111-65-9	Octane	8.911	420	NJ
10		Unknown-01	10.870	350	J
11	611-14-3	Benzene, 1-ethyl-2-methyl-	12.416	160	NJ
	E96679[1]	Total Alkanes	N/A		

[1]EPA-designated Registry Number.

1A - FORM I VOA-1

VOLATILE ORGANICS ANALYSIS DATA SHEET

CLIENT SAMPLE NO.

690-SB-74
(6.5'-7.0')-O

Lab Name: MITKEM LABORATORIES Contract:

Lab Code: MITKEM Case No.: J1865 Mod. Ref No.: SDG No.: SJ1865

Matrix: (SOIL/SED/WATER) SOIL Lab Sample ID: J1865-27B

Sample wt/vol: 5.10 (g/mL) G Lab File ID: V1L7080.D

Level: (TRACE/LOW/MED) LOW Date Received: 09/27/2010

% Moisture: not dec. 16 Date Analyzed: 10/05/2010

GC Column: DB-624 ID: 0.25 (mm) Dilution Factor: 1.0

Soil Extract Volume: (uL) Soil Aliquot Volume: (uL)

Purge Volume: 10.0 (mL)

CAS NO.	COMPOUND	CONCENTRATION UNITS: (ug/L or ug/Kg) µG/KG	Q
74-87-3	Chloromethane	5.8	U
75-01-4	Vinyl chloride	5.8	U
74-83-9	Bromomethane	5.8	U
75-00-3	Chloroethane	5.8	U
75-69-4	Trichlorofluoromethane	5.8	U
75-35-4	1,1-Dichloroethene	5.8	U
67-64-1	Acetone	5.8	U
75-15-0	Carbon disulfide	5.8	U
75-09-2	Methylene chloride	5.8	U
156-60-5	trans-1,2-Dichloroethene	5.8	U
1634-04-4	Methyl tert-butyl ether	5.8	U
75-34-3	1,1-Dichloroethane	5.8	U
108-05-4	Vinyl acetate	5.8	U
78-93-3	2-Butanone	5.8	U
156-59-2	cis-1,2-Dichloroethene	5.8	U
67-66-3	Chloroform	5.8	U
71-55-6	1,1,1-Trichloroethane	5.8	U
56-23-5	Carbon tetrachloride	5.8	U
107-06-2	1,2-Dichloroethane	5.8	U
71-43-2	Benzene	5.8	U
79-01-6	Trichloroethene	5.8	U
78-87-5	1,2-Dichloropropane	5.8	U
75-27-4	Bromodichloromethane	5.8	U
10061-01-5	cis-1,3-Dichloropropene	5.8	U
108-10-1	4-Methyl-2-pentanone	5.8	U
108-88-3	Toluene	5.8	U
10061-02-6	trans-1,3-Dichloropropene	5.8	U
79-00-5	1,1,2-Trichloroethane	5.8	U
127-18-4	Tetrachloroethene	5.8	U
591-78-6	2-Hexanone	5.8	U
124-48-1	Dibromochloromethane	5.8	U
108-90-7	Chlorobenzene	5.8	U
100-41-4	Ethylbenzene	5.8	U
1330-20-7	m,p-Xylene	5.8	U
95-47-6	o-Xylene	5.8	U

1B - FORM I VOA-2

VOLATILE ORGANICS ANALYSIS DATA SHEET

CLIENT SAMPLE NO.

690-SB-74
(6.5'-7.0')-O

Lab Name: MITKEM LABORATORIES Contract:

Lab Code: MITKEM Case No.: J1865 Mod. Ref No.: SDG No.: SJ1865

Matrix: (SOIL/SED/WATER) SOIL Lab Sample ID: J1865-27B

Sample wt/vol: 5.10 (g/mL) G Lab File ID: V1L7080.D

Level: (TRACE/LOW/MED) LOW Date Received: 09/27/2010

% Moisture: not dec. 16 Date Analyzed: 10/05/2010

GC Column: DB-624 ID: 0.25 (mm) Dilution Factor: 1.0

Soil Extract Volume: (uL) Soil Aliquot Volume: (uL)

Purge Volume: 10.0 (mL)

CAS NO.	COMPOUND	CONCENTRATION UNITS: (ug/L or ug/Kg) µG/KG	Q
1330-20-7	Xylene (Total)	5.8	U
100-42-5	Styrene	5.8	U
75-25-2	Bromoform	5.8	U
98-82-8	Isopropylbenzene	5.8	U
79-34-5	1,1,2,2-Tetrachloroethane	5.8	U
103-65-1	n-Propylbenzene	5.8	U
108-67-8	1,3,5-Trimethylbenzene	5.8	U
98-06-6	tert-Butylbenzene	5.8	U
95-63-6	1,2,4-Trimethylbenzene	5.8	U
135-98-8	sec-Butylbenzene	5.8	U
99-87-6	4-Isopropyltoluene	5.8	U
541-73-1	1,3-Dichlorobenzene	5.8	U
106-46-7	1,4-Dichlorobenzene	5.8	U
104-51-8	n-Butylbenzene	5.8	U
95-50-1	1,2-Dichlorobenzene	5.8	U
91-20-3	Naphthalene	5.8	U
110-75-8	2-Chloroethyl vinyl ether	5.8	U

1J - FORM I VOA-TIC

VOLATILE ORGANICS ANALYSIS DATA SHEET

TENTATIVELY IDENTIFIED COMPOUNDS

CLIENT SAMPLE NO.

690-SB-74
(6.5'-7.0')-O

Lab Name: MITKEM LABORATORIES Contract:

Lab Code: MITKEM Case No.: J1865 Mod. Ref No.: SDG No.: SJ1865

Matrix: (SOIL/SED/WATER) SOIL Lab Sample ID: J1865-27B

Sample wt/vol: 5.10 (g/mL) G Lab File ID: V1L7080.D

Level: (TRACE or LOW/MED) LOW Date Received: 09/27/2010

% Moisture: not dec. 16 Date Analyzed: 10/05/2010

GC Column: DB-624 ID: 0.25 (mm) Dilution Factor: 1.0

Soil Extract Volume: (uL) Soil Aliquot Volume: (uL)

CONCENTRATION UNITS: (ug/L or ug/Kg) µG/KG Purge Volume: 10.0 (mL)

CAS NUMBER	COMPOUND NAME	RT	EST. CONC.	Q
E96679€ [1]	Total Alkanes	N/A		

[1]EPA-designated Registry Number.

1A - FORM I VOA-1

VOLATILE ORGANICS ANALYSIS DATA SHEET

CLIENT SAMPLE NO.

690-FIELD BLANK-1-O

Lab Name: MITKEM LABORATORIES Contract:

Lab Code: MITKEM Case No.: J1865 Mod. Ref No.: SDG No.: SJ1865

Matrix: (SOIL/SED/WATER) WATER Lab Sample ID: J1865-28A

Sample wt/vol: 5.00 (g/mL) ML Lab File ID: V1L7015.D

Level: (TRACE/LOW/MED) LOW Date Received: 09/27/2010

% Moisture: not dec. Date Analyzed: 10/02/2010

GC Column: DB-624 ID: 0.25 (mm) Dilution Factor: 1.0

Soil Extract Volume: (uL) Soil Aliquot Volume: (uL)

Purge Volume: 5.0 (mL)

CAS NO.	COMPOUND	CONCENTRATION UNITS: (ug/L or ug/Kg) µG/L	Q
74-87-3	Chloromethane	5.0	U
75-01-4	Vinyl chloride	5.0	U
74-83-9	Bromomethane	5.0	U
75-00-3	Chloroethane	5.0	U
75-69-4	Trichlorofluoromethane	5.0	U
75-35-4	1,1-Dichloroethene	5.0	U
67-64-1	Acetone	5.0	U
75-15-0	Carbon disulfide	5.0	U
75-09-2	Methylene chloride	5.0	U
156-60-5	trans-1,2-Dichloroethene	5.0	U
1634-04-4	Methyl tert-butyl ether	5.0	U
75-34-3	1,1-Dichloroethane	5.0	U
108-05-4	Vinyl acetate	5.0	U
78-93-3	2-Butanone	5.0	U
156-59-2	cis-1,2-Dichloroethene	5.0	U
67-66-3	Chloroform	5.0	U
71-55-6	1,1,1-Trichloroethane	5.0	U
56-23-5	Carbon tetrachloride	5.0	U
107-06-2	1,2-Dichloroethane	5.0	U
71-43-2	Benzene	5.0	U
79-01-6	Trichloroethene	5.0	U
78-87-5	1,2-Dichloropropane	5.0	U
75-27-4	Bromodichloromethane	5.0	U
10061-01-5	cis-1,3-Dichloropropene	5.0	U
108-10-1	4-Methyl-2-pentanone	5.0	U
108-88-3	Toluene	5.0	U
10061-02-6	trans-1,3-Dichloropropene	5.0	U
79-00-5	1,1,2-Trichloroethane	5.0	U
127-18-4	Tetrachloroethene	5.0	U
591-78-6	2-Hexanone	5.0	U
124-48-1	Dibromochloromethane	5.0	U
108-90-7	Chlorobenzene	5.0	U
100-41-4	Ethylbenzene	5.0	U
1330-20-7	m,p-Xylene	5.0	U
95-47-6	o-Xylene	5.0	U

1B - FORM I VOA-2

VOLATILE ORGANICS ANALYSIS DATA SHEET

CLIENT SAMPLE NO.

690-FIELD BLANK-1-O

Lab Name: MITKEM LABORATORIES Contract:

Lab Code: MITKEM Case No.: J1865 Mod. Ref No.: SDG No.: SJ1865

Matrix: (SOIL/SED/WATER) WATER Lab Sample ID: J1865-28A

Sample wt/vol: 5.00 (g/mL) ML Lab File ID: V1L7015.D

Level: (TRACE/LOW/MED) LOW Date Received: 09/27/2010

% Moisture: not dec. Date Analyzed: 10/02/2010

GC Column: DB-624 ID: 0.25 (mm) Dilution Factor: 1.0

Soil Extract Volume: (uL) Soil Aliquot Volume: (uL)

Purge Volume: 5.0 (mL)

CAS NO.	COMPOUND	CONCENTRATION UNITS: (ug/L or ug/Kg) µG/L	Q
1330-20-7	Xylene (Total)	5.0	U
100-42-5	Styrene	5.0	U
75-25-2	Bromoform	5.0	U
98-82-8	Isopropylbenzene	5.0	U
79-34-5	1,1,2,2-Tetrachloroethane	5.0	U
103-65-1	n-Propylbenzene	5.0	U
108-67-8	1,3,5-Trimethylbenzene	5.0	U
98-06-6	tert-Butylbenzene	5.0	U
95-63-6	1,2,4-Trimethylbenzene	5.0	U
135-98-8	sec-Butylbenzene	5.0	U
99-87-6	4-Isopropyltoluene	5.0	U
541-73-1	1,3-Dichlorobenzene	5.0	U
106-46-7	1,4-Dichlorobenzene	5.0	U
104-51-8	n-Butylbenzene	5.0	U
95-50-1	1,2-Dichlorobenzene	5.0	U
91-20-3	Naphthalene	5.0	U
110-75-8	2-Chloroethyl vinyl ether	5.0	U

1J - FORM I VOA-TIC

VOLATILE ORGANICS ANALYSIS DATA SHEET

TENTATIVELY IDENTIFIED COMPOUNDS

CLIENT SAMPLE NO.

690-FIELD BLANK-1-O

Lab Name: MITKEM LABORATORIES Contract:

Lab Code: MITKEM Case No.: J1865 Mod. Ref No.: SDG No.: SJ1865

Matrix: (SOIL/SED/WATER) WATER Lab Sample ID: J1865-28A

Sample wt/vol: 5.00 (g/mL) ML Lab File ID: V1L7015.D

Level: (TRACE or LOW/MED) LOW Date Received: 09/27/2010

% Moisture: not dec. Date Analyzed: 10/02/2010

GC Column: DB-624 ID: 0.25 (mm) Dilution Factor: 1.0

Soil Extract Volume: (uL) Soil Aliquot Volume: (uL)

CONCENTRATION UNITS: (ug/L or ug/Kg) µG/L Purge Volume: 5.0 (mL)

	CAS NUMBER	COMPOUND NAME	RT	EST. CONC.	Q
01		Unknown-01	1.988	25	J
	E966796[1]	Total Alkanes	N/A		

[1] EPA-designated Registry Number.

1A - FORM I VOA-1

VOLATILE ORGANICS ANALYSIS DATA SHEET

CLIENT SAMPLE NO.

690-FIELD BLANK-2-O

Lab Name: MITKEM LABORATORIES Contract:

Lab Code: MITKEM Case No.: J1865 Mod. Ref No.: SDG No.: SJ1865

Matrix: (SOIL/SED/WATER) WATER Lab Sample ID: J1865-29A

Sample wt/vol: 5.00 (g/mL) ML Lab File ID: V1L7016.D

Level: (TRACE/LOW/MED) LOW Date Received: 09/27/2010

% Moisture: not dec. Date Analyzed: 10/02/2010

GC Column: DB-624 ID: 0.25 (mm) Dilution Factor: 1.0

Soil Extract Volume: (uL) Soil Aliquot Volume: (uL)

Purge Volume: 5.0 (mL)

CAS NO.	COMPOUND	CONCENTRATION UNITS: (ug/L or ug/Kg) µG/L	Q
74-87-3	Chloromethane	5.0	U
75-01-4	Vinyl chloride	5.0	U
74-83-9	Bromomethane	5.0	U
75-00-3	Chloroethane	5.0	U
75-69-4	Trichlorofluoromethane	5.0	U
75-35-4	1,1-Dichloroethene	5.0	U
67-64-1	Acetone	3.7	J
75-15-0	Carbon disulfide	5.0	U
75-09-2	Methylene chloride	5.0	U
156-60-5	trans-1,2-Dichloroethene	5.0	U
1634-04-4	Methyl tert-butyl ether	5.0	U
75-34-3	1,1-Dichloroethane	5.0	U
108-05-4	Vinyl acetate	5.0	U
78-93-3	2-Butanone	5.0	U
156-59-2	cis-1,2-Dichloroethene	5.0	U
67-66-3	Chloroform	5.0	U
71-55-6	1,1,1-Trichloroethane	5.0	U
56-23-5	Carbon tetrachloride	5.0	U
107-06-2	1,2-Dichloroethane	5.0	U
71-43-2	Benzene	5.0	U
79-01-6	Trichloroethene	5.0	U
78-87-5	1,2-Dichloropropane	5.0	U
75-27-4	Bromodichloromethane	5.0	U
10061-01-5	cis-1,3-Dichloropropene	5.0	U
108-10-1	4-Methyl-2-pentanone	5.0	U
108-88-3	Toluene	5.0	U
10061-02-6	trans-1,3-Dichloropropene	5.0	U
79-00-5	1,1,2-Trichloroethane	5.0	U
127-18-4	Tetrachloroethene	5.0	U
591-78-6	2-Hexanone	5.0	U
124-48-1	Dibromochloromethane	5.0	U
108-90-7	Chlorobenzene	5.0	U
100-41-4	Ethylbenzene	5.0	U
1330-20-7	m,p-Xylene	5.0	U
95-47-6	o-Xylene	5.0	U

1B - FORM I VOA-2

VOLATILE ORGANICS ANALYSIS DATA SHEET

CLIENT SAMPLE NO.

690-FIELD BLANK-2-O

Lab Name: MITKEM LABORATORIES Contract:

Lab Code: MITKEM Case No.: J1865 Mod. Ref No.: SDG No.: SJ1865

Matrix: (SOIL/SED/WATER) WATER Lab Sample ID: J1865-29A

Sample wt/vol: 5.00 (g/mL) ML Lab File ID: V1L7016.D

Level: (TRACE/LOW/MED) LOW Date Received: 09/27/2010

% Moisture: not dec. Date Analyzed: 10/02/2010

GC Column: DB-624 ID: 0.25 (mm) Dilution Factor: 1.0

Soil Extract Volume: (uL) Soil Aliquot Volume: (uL)

Purge Volume: 5.0 (mL)

CAS NO.	COMPOUND	CONCENTRATION UNITS: (ug/L or ug/Kg) µG/L	Q
1330-20-7	Xylene (Total)	5.0	U
100-42-5	Styrene	5.0	U
75-25-2	Bromoform	5.0	U
98-82-8	Isopropylbenzene	5.0	U
79-34-5	1,1,2,2-Tetrachloroethane	5.0	U
103-65-1	n-Propylbenzene	5.0	U
108-67-8	1,3,5-Trimethylbenzene	5.0	U
98-06-6	tert-Butylbenzene	5.0	U
95-63-6	1,2,4-Trimethylbenzene	5.0	U
135-98-8	sec-Butylbenzene	5.0	U
99-87-6	4-Isopropyltoluene	5.0	U
541-73-1	1,3-Dichlorobenzene	5.0	U
106-46-7	1,4-Dichlorobenzene	5.0	U
104-51-8	n-Butylbenzene	5.0	U
95-50-1	1,2-Dichlorobenzene	5.0	U
91-20-3	Naphthalene	5.0	U
110-75-8	2-Chloroethyl vinyl ether	5.0	U

1J - FORM I VOA-TIC

VOLATILE ORGANICS ANALYSIS DATA SHEET

TENTATIVELY IDENTIFIED COMPOUNDS

CLIENT SAMPLE NO.

690-FIELD BLANK-2-O

Lab Name: MITKEM LABORATORIES Contract:

Lab Code: MITKEM Case No.: J1865 Mod. Ref No.: SDG No.: SJ1865

Matrix: (SOIL/SED/WATER) WATER Lab Sample ID: J1865-29A

Sample wt/vol: 5.00 (g/mL) ML Lab File ID: V1L7016.D

Level: (TRACE or LOW/MED) LOW Date Received: 09/27/2010

% Moisture: not dec. Date Analyzed: 10/02/2010

GC Column: DB-624 ID: 0.25 (mm) Dilution Factor: 1.0

Soil Extract Volume: (uL) Soil Aliquot Volume: (uL)

CONCENTRATION UNITS: (ug/L or ug/Kg) µG/L Purge Volume: 5.0 (mL)

	CAS NUMBER	COMPOUND NAME	RT	EST. CONC.	Q
01		Unknown-01	1.988	35	J
	E96679(1)	Total Alkanes	N/A		

[1]EPA-designated Registry Number.

1A - FORM I VOA-1

VOLATILE ORGANICS ANALYSIS DATA SHEET

CLIENT SAMPLE NO.

690-SB-97
(3.0'-4.7')

Lab Name: MITKEM LABORATORIES Contract:

Lab Code: MITKEM Case No.: J1865 Mod. Ref No.: SDG No.: SJ1865

Matrix: (SOIL/SED/WATER) SOIL Lab Sample ID: J1865-31A

Sample wt/vol: 5.40 (g/mL) G Lab File ID: V1L7052.D

Level: (TRACE/LOW/MED) LOW Date Received: 09/27/2010

% Moisture: not dec. 17 Date Analyzed: 10/04/2010

GC Column: DB-624 ID: 0.25 (mm) Dilution Factor: 1.0

Soil Extract Volume: (uL) Soil Aliquot Volume: (uL)

Purge Volume: 10.0 (mL)

CAS NO.	COMPOUND	CONCENTRATION UNITS: (ug/L or ug/Kg) µG/KG	Q
74-87-3	Chloromethane	5.6	U
75-01-4	Vinyl chloride	5.6	U
74-83-9	Bromomethane	5.6	U
75-00-3	Chloroethane	5.6	U
75-69-4	Trichlorofluoromethane	5.6	U
75-35-4	1,1-Dichloroethene	5.6	U
67-64-1	Acetone	9.4	
75-15-0	Carbon disulfide	5.6	U
75-09-2	Methylene chloride	13	
156-60-5	trans-1,2-Dichloroethene	5.6	U
1634-04-4	Methyl tert-butyl ether	5.6	U
75-34-3	1,1-Dichloroethane	5.6	U
108-05-4	Vinyl acetate	5.6	U
78-93-3	2-Butanone	5.6	U
156-59-2	cis-1,2-Dichloroethene	5.6	U
67-66-3	Chloroform	5.6	U
71-55-6	1,1,1-Trichloroethane	5.6	U
56-23-5	Carbon tetrachloride	5.6	U
107-06-2	1,2-Dichloroethane	5.6	U
71-43-2	Benzene	5.6	U
79-01-6	Trichloroethene	5.6	U
78-87-5	1,2-Dichloropropane	5.6	U
75-27-4	Bromodichloromethane	5.6	U
10061-01-5	cis-1,3-Dichloropropene	5.6	U
108-10-1	4-Methyl-2-pentanone	5.6	U
108-88-3	Toluene	5.6	U
10061-02-6	trans-1,3-Dichloropropene	5.6	U
79-00-5	1,1,2-Trichloroethane	5.6	U
127-18-4	Tetrachloroethene	5.6	U
591-78-6	2-Hexanone	5.6	U
124-48-1	Dibromochloromethane	5.6	U
108-90-7	Chlorobenzene	5.6	U
100-41-4	Ethylbenzene	5.6	U
1330-20-7	m,p-Xylene	5.6	U
95-47-6	o-Xylene	5.6	U

1B - FORM I VOA-2

VOLATILE ORGANICS ANALYSIS DATA SHEET

CLIENT SAMPLE NO.

690-SB-97
(3.0'-4.7')

Lab Name: MITKEM LABORATORIES Contract:

Lab Code: MITKEM Case No.: J1865 Mod. Ref No.: SDG No.: SJ1865

Matrix: (SOIL/SED/WATER) SOIL Lab Sample ID: J1865-31A

Sample wt/vol: 5.40 (g/mL) G Lab File ID: V1L7052.D

Level: (TRACE/LOW/MED) LOW Date Received: 09/27/2010

% Moisture: not dec. 17 Date Analyzed: 10/04/2010

GC Column: DB-624 ID: 0.25 (mm) Dilution Factor: 1.0

Soil Extract Volume: (uL) Soil Aliquot Volume: (uL)

Purge Volume: 10.0 (mL)

CAS NO.	COMPOUND	CONCENTRATION UNITS: (ug/L or ug/Kg) µG/KG	Q
1330-20-7	Xylene (Total)	5.6	U
100-42-5	Styrene	5.6	U
75-25-2	Bromoform	5.6	U
98-82-8	Isopropylbenzene	5.6	U
79-34-5	1,1,2,2-Tetrachloroethane	5.6	U
103-65-1	n-Propylbenzene	5.6	U
108-67-8	1,3,5-Trimethylbenzene	5.6	U
98-06-6	tert-Butylbenzene	5.6	U
95-63-6	1,2,4-Trimethylbenzene	5.6	U
135-98-8	sec-Butylbenzene	5.6	U
99-87-6	4-Isopropyltoluene	5.6	U
541-73-1	1,3-Dichlorobenzene	5.6	U
106-46-7	1,4-Dichlorobenzene	5.6	U
104-51-8	n-Butylbenzene	5.6	U
95-50-1	1,2-Dichlorobenzene	5.6	U
91-20-3	Naphthalene	5.6	U
110-75-8	2-Chloroethyl vinyl ether	5.6	U

1J - FORM I VOA-TIC

VOLATILE ORGANICS ANALYSIS DATA SHEET

TENTATIVELY IDENTIFIED COMPOUNDS

CLIENT SAMPLE NO.

690-SB-97
(3.0'-4.7')

Lab Name: MITKEM LABORATORIES Contract:

Lab Code: MITKEM Case No.: J1865 Mod. Ref No.: SDG No.: SJ1865

Matrix: (SOIL/SED/WATER) SOIL Lab Sample ID: J1865-31A

Sample wt/vol: 5.40 (g/mL) G Lab File ID: V1L7052.D

Level: (TRACE or LOW/MED) LOW Date Received: 09/27/2010

% Moisture: not dec. 17 Date Analyzed: 10/04/2010

GC Column: DB-624 ID: 0.25 (mm) Dilution Factor: 1.0

Soil Extract Volume: (uL) Soil Aliquot Volume: (uL)

CONCENTRATION UNITS: (ug/L or ug/Kg) µG/KG Purge Volume: 10.0 (mL)

	CAS NUMBER	COMPOUND NAME	RT	EST. CONC.	Q
01		Unknown-01	12.219	7.7	J
	E96679[1]	Total Alkanes	N/A		

[1]EPA-designated Registry Number.

1A - FORM I VOA-1

VOLATILE ORGANICS ANALYSIS DATA SHEET

CLIENT SAMPLE NO.

SB-106

Lab Name: MITKEM LABORATORIES Contract:

Lab Code: MITKEM Case No.: J1865 Mod. Ref No.: SDG No.: SJ1865

Matrix: (SOIL/SED/WATER) WATER Lab Sample ID: J1865-32A

Sample wt/vol: 5.00 (g/mL) ML Lab File ID: V2L8639.D

Level: (TRACE/LOW/MED) LOW Date Received: 09/27/2010

% Moisture: not dec. Date Analyzed: 10/05/2010

GC Column: DB-624 ID: 0.25 (mm) Dilution Factor: 1.0

Soil Extract Volume: (uL) Soil Aliquot Volume: (uL)

Purge Volume: 5.0 (mL)

CAS NO.	COMPOUND	CONCENTRATION UNITS: (ug/L or ug/Kg) µG/L	Q
74-87-3	Chloromethane	5.0	U
75-01-4	Vinyl chloride	5.0	U
74-83-9	Bromomethane	5.0	U
75-00-3	Chloroethane	5.0	U
75-69-4	Trichlorofluoromethane	5.0	U
75-35-4	1,1-Dichloroethene	2.1	J
67-64-1	Acetone	8.3	
75-15-0	Carbon disulfide	5.0	U
75-09-2	Methylene chloride	5.0	U
156-60-5	trans-1,2-Dichloroethene	6.3	
1634-04-4	Methyl tert-butyl ether	5.0	U
75-34-3	1,1-Dichloroethane	5.0	U
108-05-4	Vinyl acetate	5.0	U
78-93-3	2-Butanone	5.0	U
156-59-2	cis-1,2-Dichloroethene	120	
67-66-3	Chloroform	5.0	U
71-55-6	1,1,1-Trichloroethane	5.0	U
56-23-5	Carbon tetrachloride	5.0	U
107-06-2	1,2-Dichloroethane	5.0	U
71-43-2	Benzene	1.1	J
79-01-6	Trichloroethene	11000	E
78-87-5	1,2-Dichloropropane	5.0	U
75-27-4	Bromodichloromethane	5.0	U
10061-01-5	cis-1,3-Dichloropropene	5.0	U
108-10-1	4-Methyl-2-pentanone	5.0	U
108-88-3	Toluene	2.2	J
10061-02-6	trans-1,3-Dichloropropene	5.0	U
79-00-5	1,1,2-Trichloroethane	5.0	U
127-18-4	Tetrachloroethene	5.0	U
591-78-6	2-Hexanone	5.0	U
124-48-1	Dibromochloromethane	5.0	U
108-90-7	Chlorobenzene	5.0	U
100-41-4	Ethylbenzene	5.0	U
1330-20-7	m,p-Xylene	1.3	J
95-47-6	o-Xylene	5.0	U

1B - FORM I VOA-2

VOLATILE ORGANICS ANALYSIS DATA SHEET

CLIENT SAMPLE NO.

SB-106

Lab Name: MITKEM LABORATORIES Contract:

Lab Code: MITKEM Case No.: J1865 Mod. Ref No.: SDG No.: SJ1865

Matrix: (SOIL/SED/WATER) WATER Lab Sample ID: J1865-32A

Sample wt/vol: 5.00 (g/mL) ML Lab File ID: V2L8639.D

Level: (TRACE/LOW/MED) LOW Date Received: 09/27/2010

% Moisture: not dec. Date Analyzed: 10/05/2010

GC Column: DB-624 ID: 0.25 (mm) Dilution Factor: 1.0

Soil Extract Volume: (uL) Soil Aliquot Volume: (uL)

Purge Volume: 5.0 (mL)

CAS NO.	COMPOUND	CONCENTRATION UNITS: (ug/L or ug/Kg) µG/L	Q
1330-20-7	Xylene (Total)	1.3	J
100-42-5	Styrene	5.0	U
75-25-2	Bromoform	5.0	U
98-82-8	Isopropylbenzene	5.0	U
79-34-5	1,1,2,2-Tetrachloroethane	5.0	U
103-65-1	n-Propylbenzene	5.0	U
108-67-8	1,3,5-Trimethylbenzene	5.0	U
98-06-6	tert-Butylbenzene	5.0	U
95-63-6	1,2,4-Trimethylbenzene	5.0	U
135-98-8	sec-Butylbenzene	5.0	U
99-87-6	4-Isopropyltoluene	5.0	U
541-73-1	1,3-Dichlorobenzene	5.0	U
106-46-7	1,4-Dichlorobenzene	5.0	U
104-51-8	n-Butylbenzene	5.0	U
95-50-1	1,2-Dichlorobenzene	5.0	U
91-20-3	Naphthalene	5.0	U
110-75-8	2-Chloroethyl vinyl ether	5.0	U

1J - FORM I VOA-TIC

VOLATILE ORGANICS ANALYSIS DATA SHEET

TENTATIVELY IDENTIFIED COMPOUNDS

CLIENT SAMPLE NO.

SB-106

Lab Name: MITKEM LABORATORIES Contract:

Lab Code: MITKEM Case No.: J1865 Mod. Ref No.: SDG No.: SJ1865

Matrix: (SOIL/SED/WATER) WATER Lab Sample ID: J1865-32A

Sample wt/vol: 5.00 (g/mL) ML Lab File ID: V2L8639.D

Level: (TRACE or LOW/MED) LOW Date Received: 09/27/2010

% Moisture: not dec. Date Analyzed: 10/05/2010

GC Column: DB-624 ID: 0.25 (mm) Dilution Factor: 1.0

Soil Extract Volume: (uL) Soil Aliquot Volume: (uL)

CONCENTRATION UNITS: (ug/L or ug/Kg) µG/L Purge Volume: 5.0 (mL)

CAS NUMBER	COMPOUND NAME	RT	EST. CONC.	Q
E966796[1]	Total Alkanes	N/A		

[1] EPA-designated Registry Number.

1A - FORM I VOA-1

VOLATILE ORGANICS ANALYSIS DATA SHEET

CLIENT SAMPLE NO.

SB-106DL

Lab Name: MITKEM LABORATORIES Contract:

Lab Code: MITKEM Case No.: J1865 Mod. Ref No.: SDG No.: SJ1865

Matrix: (SOIL/SED/WATER) WATER Lab Sample ID: J1865-32ADL

Sample wt/vol: 5.00 (g/mL) ML Lab File ID: V2L8641.D

Level: (TRACE/LOW/MED) LOW Date Received: 09/27/2010

% Moisture: not dec. Date Analyzed: 10/05/2010

GC Column: DB-624 ID: 0.25 (mm) Dilution Factor: 200.0

Soil Extract Volume: (uL) Soil Aliquot Volume: (uL)

Purge Volume: 5.0 (mL)

CAS NO.	COMPOUND	CONCENTRATION UNITS: (ug/L or ug/Kg) µG/L	Q
74-87-3	Chloromethane	1000	U
75-01-4	Vinyl chloride	1000	U
74-83-9	Bromomethane	1000	U
75-00-3	Chloroethane	1000	U
75-69-4	Trichlorofluoromethane	1000	U
75-35-4	1,1-Dichloroethene	1000	U
67-64-1	Acetone	1000	U
75-15-0	Carbon disulfide	1000	U
75-09-2	Methylene chloride	1000	U
156-60-5	trans-1,2-Dichloroethene	1000	U
1634-04-4	Methyl tert-butyl ether	1000	U
75-34-3	1,1-Dichloroethane	1000	U
108-05-4	Vinyl acetate	1000	U
78-93-3	2-Butanone	1000	U
156-59-2	cis-1,2-Dichloroethene	1000	U
67-66-3	Chloroform	1000	U
71-55-6	1,1,1-Trichloroethane	1000	U
56-23-5	Carbon tetrachloride	1000	U
107-06-2	1,2-Dichloroethane	1000	U
71-43-2	Benzene	1000	U
79-01-6	Trichloroethene	6300	D
78-87-5	1,2-Dichloropropane	1000	U
75-27-4	Bromodichloromethane	1000	U
10061-01-5	cis-1,3-Dichloropropene	1000	U
108-10-1	4-Methyl-2-pentanone	1000	U
108-88-3	Toluene	1000	U
10061-02-6	trans-1,3-Dichloropropene	1000	U
79-00-5	1,1,2-Trichloroethane	1000	U
127-18-4	Tetrachloroethene	1000	U
591-78-6	2-Hexanone	1000	U
124-48-1	Dibromochloromethane	1000	U
108-90-7	Chlorobenzene	1000	U
100-41-4	Ethylbenzene	1000	U
1330-20-7	m,p-Xylene	1000	U
95-47-6	o-Xylene	1000	U

1B - FORM I VOA-2

VOLATILE ORGANICS ANALYSIS DATA SHEET

CLIENT SAMPLE NO.

SB-106DL

Lab Name: MITKEM LABORATORIES Contract:

Lab Code: MITKEM Case No.: J1865 Mod. Ref No.: SDG No.: SJ1865

Matrix: (SOIL/SED/WATER) WATER Lab Sample ID: J1865-32ADL

Sample wt/vol: 5.00 (g/mL) ML Lab File ID: V2L8641.D

Level: (TRACE/LOW/MED) LOW Date Received: 09/27/2010

% Moisture: not dec. Date Analyzed: 10/05/2010

GC Column: DB-624 ID: 0.25 (mm) Dilution Factor: 200.0

Soil Extract Volume: (uL) Soil Aliquot Volume: (uL)

Purge Volume: 5.0 (mL)

CAS NO.	COMPOUND	CONCENTRATION UNITS: (ug/L or ug/Kg) µG/L	Q
1330-20-7	Xylene (Total)	1000	U
100-42-5	Styrene	1000	U
75-25-2	Bromoform	1000	U
98-82-8	Isopropylbenzene	1000	U
79-34-5	1,1,2,2-Tetrachloroethane	1000	U
103-65-1	n-Propylbenzene	1000	U
108-67-8	1,3,5-Trimethylbenzene	1000	U
98-06-6	tert-Butylbenzene	1000	U
95-63-6	1,2,4-Trimethylbenzene	1000	U
135-98-8	sec-Butylbenzene	1000	U
99-87-6	4-Isopropyltoluene	1000	U
541-73-1	1,3-Dichlorobenzene	1000	U
106-46-7	1,4-Dichlorobenzene	1000	U
104-51-8	n-Butylbenzene	1000	U
95-50-1	1,2-Dichlorobenzene	1000	U
91-20-3	Naphthalene	1000	U
110-75-8	2-Chloroethyl vinyl ether	1000	U

1J - FORM I VOA-TIC

VOLATILE ORGANICS ANALYSIS DATA SHEET

TENTATIVELY IDENTIFIED COMPOUNDS

CLIENT SAMPLE NO.

SB-106DL

Lab Name: MITKEM LABORATORIES Contract:

Lab Code: MITKEM Case No.: J1865 Mod. Ref No.: SDG No.: SJ1865

Matrix: (SOIL/SED/WATER) WATER Lab Sample ID: J1865-32ADL

Sample wt/vol: 5.00 (g/mL) ML Lab File ID: V2L8641.D

Level: (TRACE or LOW/MED) LOW Date Received: 09/27/2010

% Moisture: not dec. Date Analyzed: 10/05/2010

GC Column: DB-624 ID: 0.25 (mm) Dilution Factor: 200.0

Soil Extract Volume: (uL) Soil Aliquot Volume: (uL)

CONCENTRATION UNITS: (ug/L or ug/Kg) µG/L Purge Volume: 5.0 (mL)

CAS NUMBER	COMPOUND NAME	RT	EST. CONC.	Q
E96679[1]	Total Alkanes	N/A		

[1]EPA-designated Registry Number.

1A - FORM I VOA-1

VOLATILE ORGANICS ANALYSIS DATA SHEET

CLIENT SAMPLE NO.

MB-54491

Lab Name: MITKEM LABORATORIES Contract:

Lab Code: MITKEM Case No.: J1865 Mod. Ref No.: SDG No.: SJ1865

Matrix: (SOIL/SED/WATER) WATER Lab Sample ID: MB-54491

Sample wt/vol: 5.00 (g/mL) ML Lab File ID: V1L7014.D

Level: (TRACE/LOW/MED) LOW Date Received:

% Moisture: not dec. Date Analyzed: 10/01/2010

GC Column: DB-624 ID: 0.25 (mm) Dilution Factor: 1.0

Soil Extract Volume: (uL) Soil Aliquot Volume: (uL)

Purge Volume: 5.0 (mL)

CAS NO.	COMPOUND	CONCENTRATION UNITS: (ug/L or ug/Kg) µG/L	Q
74-87-3	Chloromethane	5.0	U
75-01-4	Vinyl chloride	5.0	U
74-83-9	Bromomethane	5.0	U
75-00-3	Chloroethane	5.0	U
75-69-4	Trichlorofluoromethane	5.0	U
75-35-4	1,1-Dichloroethene	5.0	U
67-64-1	Acetone	5.0	U
75-15-0	Carbon disulfide	5.0	U
75-09-2	Methylene chloride	5.0	U
156-60-5	trans-1,2-Dichloroethene	5.0	U
1634-04-4	Methyl tert-butyl ether	5.0	U
75-34-3	1,1-Dichloroethane	5.0	U
108-05-4	Vinyl acetate	5.0	U
78-93-3	2-Butanone	5.0	U
156-59-2	cis-1,2-Dichloroethene	5.0	U
67-66-3	Chloroform	5.0	U
71-55-6	1,1,1-Trichloroethane	5.0	U
56-23-5	Carbon tetrachloride	5.0	U
107-06-2	1,2-Dichloroethane	5.0	U
71-43-2	Benzene	5.0	U
79-01-6	Trichloroethene	5.0	U
78-87-5	1,2-Dichloropropane	5.0	U
75-27-4	Bromodichloromethane	5.0	U
10061-01-5	cis-1,3-Dichloropropene	5.0	U
108-10-1	4-Methyl-2-pentanone	5.0	U
108-88-3	Toluene	5.0	U
10061-02-6	trans-1,3-Dichloropropene	5.0	U
79-00-5	1,1,2-Trichloroethane	5.0	U
127-18-4	Tetrachloroethene	5.0	U
591-78-6	2-Hexanone	5.0	U
124-48-1	Dibromochloromethane	5.0	U
108-90-7	Chlorobenzene	5.0	U
100-41-4	Ethylbenzene	5.0	U
1330-20-7	m,p-Xylene	5.0	U
95-47-6	o-Xylene	5.0	U

1B - FORM I VOA-2

VOLATILE ORGANICS ANALYSIS DATA SHEET

CLIENT SAMPLE NO.

MB-54491

Lab Name: MITKEM LABORATORIES Contract:

Lab Code: MITKEM Case No.: J1865 Mod. Ref No.: SDG No.: SJ1865

Matrix: (SOIL/SED/WATER) WATER Lab Sample ID: MB-54491

Sample wt/vol: 5.00 (g/mL) ML Lab File ID: V1L7014.D

Level: (TRACE/LOW/MED) LOW Date Received:

% Moisture: not dec. Date Analyzed: 10/01/2010

GC Column: DB-624 ID: 0.25 (mm) Dilution Factor: 1.0

Soil Extract Volume: (uL) Soil Aliquot Volume: (uL)

Purge Volume: 5.0 (mL)

CAS NO.	COMPOUND	CONCENTRATION UNITS: (ug/L or ug/Kg) µG/L	Q
1330-20-7	Xylene (Total)	5.0	U
100-42-5	Styrene	5.0	U
75-25-2	Bromoform	5.0	U
98-82-8	Isopropylbenzene	5.0	U
79-34-5	1,1,2,2-Tetrachloroethane	5.0	U
103-65-1	n-Propylbenzene	5.0	U
108-67-8	1,3,5-Trimethylbenzene	5.0	U
98-06-6	tert-Butylbenzene	5.0	U
95-63-6	1,2,4-Trimethylbenzene	5.0	U
135-98-8	sec-Butylbenzene	5.0	U
99-87-6	4-Isopropyltoluene	5.0	U
541-73-1	1,3-Dichlorobenzene	5.0	U
106-46-7	1,4-Dichlorobenzene	5.0	U
104-51-8	n-Butylbenzene	5.0	U
95-50-1	1,2-Dichlorobenzene	5.0	U
91-20-3	Naphthalene	5.0	U
110-75-8	2-Chloroethyl vinyl ether	5.0	U

1J - FORM I VOA-TIC

VOLATILE ORGANICS ANALYSIS DATA SHEET

TENTATIVELY IDENTIFIED COMPOUNDS

CLIENT SAMPLE NO.

MB-54491

Lab Name: MITKEM LABORATORIES Contract:

Lab Code: MITKEM Case No.: J1865 Mod. Ref No.: SDG No.: SJ1865

Matrix: (SOIL/SED/WATER) WATER Lab Sample ID: MB-54491

Sample wt/vol: 5.00 (g/mL) ML Lab File ID: V1L7014.D

Level: (TRACE or LOW/MED) LOW Date Received:

% Moisture: not dec. Date Analyzed: 10/01/2010

GC Column: DB-624 ID: 0.25 (mm) Dilution Factor: 1.0

Soil Extract Volume: (uL) Soil Aliquot Volume: (uL)

CONCENTRATION UNITS: (ug/L or ug/Kg) µG/L Purge Volume: 5.0 (mL)

CAS NUMBER	COMPOUND NAME	RT	EST. CONC.	Q
E96679[1]	Total Alkanes	N/A		

[1]EPA-designated Registry Number.

1A - FORM I VOA-1

VOLATILE ORGANICS ANALYSIS DATA SHEET

CLIENT SAMPLE NO.

MB-54505

Lab Name: MITKEM LABORATORIES Contract:

Lab Code: MITKEM Case No.: J1865 Mod. Ref No.: SDG No.: SJ1865

Matrix: (SOIL/SED/WATER) SOIL Lab Sample ID: MB-54505

Sample wt/vol: 5.00 (g/mL) G Lab File ID: V1L7035.D

Level: (TRACE/LOW/MED) LOW Date Received:

% Moisture: not dec. 0.0 Date Analyzed: 10/04/2010

GC Column: DB-624 ID: 0.25 (mm) Dilution Factor: 1.0

Soil Extract Volume: (uL) Soil Aliquot Volume: (uL)

Purge Volume: 10.0 (mL)

CAS NO.	COMPOUND	CONCENTRATION UNITS: (ug/L or ug/Kg) µG/KG	Q
74-87-3	Chloromethane	5.0	U
75-01-4	Vinyl chloride	5.0	U
74-83-9	Bromomethane	5.0	U
75-00-3	Chloroethane	5.0	U
75-69-4	Trichlorofluoromethane	5.0	U
75-35-4	1,1-Dichloroethene	5.0	U
67-64-1	Acetone	5.0	U
75-15-0	Carbon disulfide	2.2	J
75-09-2	Methylene chloride	5.0	U
156-60-5	trans-1,2-Dichloroethene	5.0	U
1634-04-4	Methyl tert-butyl ether	5.0	U
75-34-3	1,1-Dichloroethane	5.0	U
108-05-4	Vinyl acetate	5.0	U
78-93-3	2-Butanone	5.0	U
156-59-2	cis-1,2-Dichloroethene	5.0	U
67-66-3	Chloroform	5.0	U
71-55-6	1,1,1-Trichloroethane	5.0	U
56-23-5	Carbon tetrachloride	5.0	U
107-06-2	1,2-Dichloroethane	5.0	U
71-43-2	Benzene	5.0	U
79-01-6	Trichloroethene	5.0	U
78-87-5	1,2-Dichloropropane	5.0	U
75-27-4	Bromodichloromethane	5.0	U
10061-01-5	cis-1,3-Dichloropropene	5.0	U
108-10-1	4-Methyl-2-pentanone	5.0	U
108-88-3	Toluene	5.0	U
10061-02-6	trans-1,3-Dichloropropene	5.0	U
79-00-5	1,1,2-Trichloroethane	5.0	U
127-18-4	Tetrachloroethene	5.0	U
591-78-6	2-Hexanone	5.0	U
124-48-1	Dibromochloromethane	5.0	U
108-90-7	Chlorobenzene	5.0	U
100-41-4	Ethylbenzene	5.0	U
1330-20-7	m,p-Xylene	5.0	U
95-47-6	o-Xylene	5.0	U

1B - FORM I VOA-2

VOLATILE ORGANICS ANALYSIS DATA SHEET

CLIENT SAMPLE NO.

MB-54505

Lab Name: MITKEM LABORATORIES Contract:

Lab Code: MITKEM Case No.: J1865 Mod. Ref No.: SDG No.: SJ1865

Matrix: (SOIL/SED/WATER) SOIL Lab Sample ID: MB-54505

Sample wt/vol: 5.00 (g/mL) G Lab File ID: V1L7035.D

Level: (TRACE/LOW/MED) LOW Date Received:

% Moisture: not dec. 0.0 Date Analyzed: 10/04/2010

GC Column: DB-624 ID: 0.25 (mm) Dilution Factor: 1.0

Soil Extract Volume: (uL) Soil Aliquot Volume: (uL)

Purge Volume: 10.0 (mL)

CAS NO.	COMPOUND	CONCENTRATION UNITS: (ug/L or ug/Kg) µG/KG	Q
1330-20-7	Xylene (Total)	5.0	U
100-42-5	Styrene	5.0	U
75-25-2	Bromoform	5.0	U
98-82-8	Isopropylbenzene	5.0	U
79-34-5	1,1,2,2-Tetrachloroethane	5.0	U
103-65-1	n-Propylbenzene	5.0	U
108-67-8	1,3,5-Trimethylbenzene	5.0	U
98-06-6	tert-Butylbenzene	5.0	U
95-63-6	1,2,4-Trimethylbenzene	5.0	U
135-98-8	sec-Butylbenzene	5.0	U
99-87-6	4-Isopropyltoluene	5.0	U
541-73-1	1,3-Dichlorobenzene	5.0	U
106-46-7	1,4-Dichlorobenzene	5.0	U
104-51-8	n-Butylbenzene	5.0	U
95-50-1	1,2-Dichlorobenzene	5.0	U
91-20-3	Naphthalene	1.1	J
110-75-8	2-Chloroethyl vinyl ether	5.0	U

1J - FORM I VOA-TIC

VOLATILE ORGANICS ANALYSIS DATA SHEET

TENTATIVELY IDENTIFIED COMPOUNDS

CLIENT SAMPLE NO.

MB-54505

Lab Name: MITKEM LABORATORIES Contract:

Lab Code: MITKEM Case No.: J1865 Mod. Ref No.: SDG No.: SJ1865

Matrix: (SOIL/SED/WATER) SOIL Lab Sample ID: MB-54505

Sample wt/vol: 5.00 (g/mL) G Lab File ID: V1L7035.D

Level: (TRACE or LOW/MED) LOW Date Received:

% Moisture: not dec. Date Analyzed: 10/04/2010

GC Column: DB-624 ID: 0.25 (mm) Dilution Factor: 1.0

Soil Extract Volume: (uL) Soil Aliquot Volume: (uL)

CONCENTRATION UNITS: (ug/L or ug/Kg) µG/KG Purge Volume: 10.0 (mL)

CAS NUMBER	COMPOUND NAME	RT	EST. CONC.	Q
E96679€ [1]	Total Alkanes	N/A		

[1] EPA-designated Registry Number.

1A - FORM I VOA-1

VOLATILE ORGANICS ANALYSIS DATA SHEET

CLIENT SAMPLE NO.

MB-54540

Lab Name: MITKEM LABORATORIES Contract:

Lab Code: MITKEM Case No.: J1865 Mod. Ref No.: SDG No.: SJ1865

Matrix: (SOIL/SED/WATER) SOIL Lab Sample ID: MB-54540

Sample wt/vol: 5.00 (g/mL) G Lab File ID: V1L7075.D

Level: (TRACE/LOW/MED) LOW Date Received:

% Moisture: not dec. 0.0 Date Analyzed: 10/05/2010

GC Column: DB-624 ID: 0.25 (mm) Dilution Factor: 1.0

Soil Extract Volume: (uL) Soil Aliquot Volume: (uL)

Purge Volume: 10.0 (mL)

CAS NO.	COMPOUND	CONCENTRATION UNITS: (ug/L or ug/Kg) µG/KG	Q
74-87-3	Chloromethane	5.0	U
75-01-4	Vinyl chloride	5.0	U
74-83-9	Bromomethane	5.0	U
75-00-3	Chloroethane	5.0	U
75-69-4	Trichlorofluoromethane	5.0	U
75-35-4	1,1-Dichloroethene	5.0	U
67-64-1	Acetone	5.0	U
75-15-0	Carbon disulfide	5.0	U
75-09-2	Methylene chloride	5.0	U
156-60-5	trans-1,2-Dichloroethene	5.0	U
1634-04-4	Methyl tert-butyl ether	5.0	U
75-34-3	1,1-Dichloroethane	5.0	U
108-05-4	Vinyl acetate	5.0	U
78-93-3	2-Butanone	5.0	U
156-59-2	cis-1,2-Dichloroethene	5.0	U
67-66-3	Chloroform	5.0	U
71-55-6	1,1,1-Trichloroethane	5.0	U
56-23-5	Carbon tetrachloride	5.0	U
107-06-2	1,2-Dichloroethane	5.0	U
71-43-2	Benzene	5.0	U
79-01-6	Trichloroethene	5.0	U
78-87-5	1,2-Dichloropropane	5.0	U
75-27-4	Bromodichloromethane	5.0	U
10061-01-5	cis-1,3-Dichloropropene	5.0	U
108-10-1	4-Methyl-2-pentanone	5.0	U
108-88-3	Toluene	5.0	U
10061-02-6	trans-1,3-Dichloropropene	5.0	U
79-00-5	1,1,2-Trichloroethane	5.0	U
127-18-4	Tetrachloroethene	5.0	U
591-78-6	2-Hexanone	5.0	U
124-48-1	Dibromochloromethane	5.0	U
108-90-7	Chlorobenzene	5.0	U
100-41-4	Ethylbenzene	5.0	U
1330-20-7	m,p-Xylene	5.0	U
95-47-6	o-Xylene	5.0	U

1B - FORM I VOA-2

VOLATILE ORGANICS ANALYSIS DATA SHEET

CLIENT SAMPLE NO.

MB-54540

Lab Name: MITKEM LABORATORIES Contract:

Lab Code: MITKEM Case No.: J1865 Mod. Ref No.: SDG No.: SJ1865

Matrix: (SOIL/SED/WATER) SOIL Lab Sample ID: MB-54540

Sample wt/vol: 5.00 (g/mL) G Lab File ID: V1L7075.D

Level: (TRACE/LOW/MED) LOW Date Received:

% Moisture: not dec. 0.0 Date Analyzed: 10/05/2010

GC Column: DB-624 ID: 0.25 (mm) Dilution Factor: 1.0

Soil Extract Volume: (uL) Soil Aliquot Volume: (uL)

Purge Volume: 10.0 (mL)

CAS NO.	COMPOUND	CONCENTRATION UNITS: (ug/L or ug/Kg) µG/KG	Q
1330-20-7	Xylene (Total)	5.0	U
100-42-5	Styrene	5.0	U
75-25-2	Bromoform	5.0	U
98-82-8	Isopropylbenzene	5.0	U
79-34-5	1,1,2,2-Tetrachloroethane	5.0	U
103-65-1	n-Propylbenzene	5.0	U
108-67-8	1,3,5-Trimethylbenzene	5.0	U
98-06-6	tert-Butylbenzene	5.0	U
95-63-6	1,2,4-Trimethylbenzene	5.0	U
135-98-8	sec-Butylbenzene	5.0	U
99-87-6	4-Isopropyltoluene	5.0	U
541-73-1	1,3-Dichlorobenzene	5.0	U
106-46-7	1,4-Dichlorobenzene	5.0	U
104-51-8	n-Butylbenzene	5.0	U
95-50-1	1,2-Dichlorobenzene	5.0	U
91-20-3	Naphthalene	5.0	U
110-75-8	2-Chloroethyl vinyl ether	5.0	U

1J - FORM I VOA-TIC

VOLATILE ORGANICS ANALYSIS DATA SHEET

TENTATIVELY IDENTIFIED COMPOUNDS

CLIENT SAMPLE NO.

MB-54540

Lab Name: MITKEM LABORATORIES Contract:

Lab Code: MITKEM Case No.: J1865 Mod. Ref No.: SDG No.: SJ1865

Matrix: (SOIL/SED/WATER) SOIL Lab Sample ID: MB-54540

Sample wt/vol: 5.00 (g/mL) G Lab File ID: V1L7075.D

Level: (TRACE or LOW/MED) LOW Date Received:

% Moisture: not dec. Date Analyzed: 10/05/2010

GC Column: DB-624 ID: 0.25 (mm) Dilution Factor: 1.0

Soil Extract Volume: (uL) Soil Aliquot Volume: (uL)

CONCENTRATION UNITS: (ug/L or ug/Kg) µG/KG Purge Volume: 10.0 (mL)

CAS NUMBER	COMPOUND NAME	RT	EST. CONC.	Q
E96679[1]	Total Alkanes	N/A		

[1] EPA-designated Registry Number.

1A - FORM I VOA-1

VOLATILE ORGANICS ANALYSIS DATA SHEET

CLIENT SAMPLE NO.

MB-54583

Lab Name: MITKEM LABORATORIES Contract:

Lab Code: MITKEM Case No.: J1865 Mod. Ref No.: SDG No.: SJ1865

Matrix: (SOIL/SED/WATER) SOIL Lab Sample ID: MB-54583

Sample wt/vol: 5.00 (g/mL) G Lab File ID: V1L7125.D

Level: (TRACE/LOW/MED) LOW Date Received:

% Moisture: not dec. 0.0 Date Analyzed: 10/06/2010

GC Column: DB-624 ID: 0.25 (mm) Dilution Factor: 1.0

Soil Extract Volume: (uL) Soil Aliquot Volume: (uL)

Purge Volume: 10.0 (mL)

CAS NO.	COMPOUND	CONCENTRATION UNITS: (ug/L or ug/Kg) µG/KG	Q
74-87-3	Chloromethane	5.0	U
75-01-4	Vinyl chloride	5.0	U
74-83-9	Bromomethane	5.0	U
75-00-3	Chloroethane	5.0	U
75-69-4	Trichlorofluoromethane	5.0	U
75-35-4	1,1-Dichloroethene	5.0	U
67-64-1	Acetone	5.0	U
75-15-0	Carbon disulfide	5.0	U
75-09-2	Methylene chloride	5.0	U
156-60-5	trans-1,2-Dichloroethene	5.0	U
1634-04-4	Methyl tert-butyl ether	5.0	U
75-34-3	1,1-Dichloroethane	5.0	U
108-05-4	Vinyl acetate	5.0	U
78-93-3	2-Butanone	5.0	U
156-59-2	cis-1,2-Dichloroethene	5.0	U
67-66-3	Chloroform	5.0	U
71-55-6	1,1,1-Trichloroethane	5.0	U
56-23-5	Carbon tetrachloride	5.0	U
107-06-2	1,2-Dichloroethane	5.0	U
71-43-2	Benzene	5.0	U
79-01-6	Trichloroethene	5.0	U
78-87-5	1,2-Dichloropropane	5.0	U
75-27-4	Bromodichloromethane	5.0	U
10061-01-5	cis-1,3-Dichloropropene	5.0	U
108-10-1	4-Methyl-2-pentanone	5.0	U
108-88-3	Toluene	5.0	U
10061-02-6	trans-1,3-Dichloropropene	5.0	U
79-00-5	1,1,2-Trichloroethane	5.0	U
127-18-4	Tetrachloroethene	5.0	U
591-78-6	2-Hexanone	5.0	U
124-48-1	Dibromochloromethane	5.0	U
108-90-7	Chlorobenzene	5.0	U
100-41-4	Ethylbenzene	5.0	U
1330-20-7	m,p-Xylene	5.0	U
95-47-6	o-Xylene	5.0	U

1B - FORM I VOA-2

VOLATILE ORGANICS ANALYSIS DATA SHEET

CLIENT SAMPLE NO.

MB-54583

Lab Name: MITKEM LABORATORIES Contract:

Lab Code: MITKEM Case No.: J1865 Mod. Ref No.: SDG No.: SJ1865

Matrix: (SOIL/SED/WATER) SOIL Lab Sample ID: MB-54583

Sample wt/vol: 5.00 (g/mL) G Lab File ID: V1L7125.D

Level: (TRACE/LOW/MED) LOW Date Received:

% Moisture: not dec. 0.0 Date Analyzed: 10/06/2010

GC Column: DB-624 ID: 0.25 (mm) Dilution Factor: 1.0

Soil Extract Volume: (uL) Soil Aliquot Volume: (uL)

Purge Volume: 10.0 (mL)

CAS NO.	COMPOUND	CONCENTRATION UNITS: (ug/L or ug/Kg) µG/KG	Q
1330-20-7	Xylene (Total)	5.0	U
100-42-5	Styrene	5.0	U
75-25-2	Bromoform	5.0	U
98-82-8	Isopropylbenzene	5.0	U
79-34-5	1,1,2,2-Tetrachloroethane	5.0	U
103-65-1	n-Propylbenzene	5.0	U
108-67-8	1,3,5-Trimethylbenzene	5.0	U
98-06-6	tert-Butylbenzene	5.0	U
95-63-6	1,2,4-Trimethylbenzene	5.0	U
135-98-8	sec-Butylbenzene	5.0	U
99-87-6	4-Isopropyltoluene	5.0	U
541-73-1	1,3-Dichlorobenzene	5.0	U
106-46-7	1,4-Dichlorobenzene	5.0	U
104-51-8	n-Butylbenzene	5.0	U
95-50-1	1,2-Dichlorobenzene	5.0	U
91-20-3	Naphthalene	5.0	U
110-75-8	2-Chloroethyl vinyl ether	5.0	U

1J - FORM I VOA-TIC

VOLATILE ORGANICS ANALYSIS DATA SHEET

TENTATIVELY IDENTIFIED COMPOUNDS

CLIENT SAMPLE NO.

MB-54583

Lab Name: MITKEM LABORATORIES Contract:

Lab Code: MITKEM Case No.: J1865 Mod. Ref No.: SDG No.: SJ1865

Matrix: (SOIL/SED/WATER) SOIL Lab Sample ID: MB-54583

Sample wt/vol: 5.00 (g/mL) G Lab File ID: V1L7125.D

Level: (TRACE or LOW/MED) LOW Date Received:

% Moisture: not dec. Date Analyzed: 10/06/2010

GC Column: DB-624 ID: 0.25 (mm) Dilution Factor: 1.0

Soil Extract Volume: (uL) Soil Aliquot Volume: (uL)

CONCENTRATION UNITS: (ug/L or ug/Kg) µG/KG Purge Volume: 10.0 (mL)

CAS NUMBER	COMPOUND NAME	RT	EST. CONC.	Q
E96679€ [1]	Total Alkanes	N/A		

[1] EPA-designated Registry Number.

1A - FORM I VOA-1

VOLATILE ORGANICS ANALYSIS DATA SHEET

CLIENT SAMPLE NO.

MB-54546

Lab Name: MITKEM LABORATORIES Contract:

Lab Code: MITKEM Case No.: J1865 Mod. Ref No.: SDG No.: SJ1865

Matrix: (SOIL/SED/WATER) WATER Lab Sample ID: MB-54546

Sample wt/vol: 5.00 (g/mL) ML Lab File ID: V2L8637.D

Level: (TRACE/LOW/MED) LOW Date Received:

% Moisture: not dec. Date Analyzed: 10/05/2010

GC Column: DB-624 ID: 0.25 (mm) Dilution Factor: 1.0

Soil Extract Volume: (uL) Soil Aliquot Volume: (uL)

Purge Volume: 5.0 (mL)

CAS NO.	COMPOUND	CONCENTRATION UNITS: (ug/L or ug/Kg) µG/L	Q
74-87-3	Chloromethane	5.0	U
75-01-4	Vinyl chloride	5.0	U
74-83-9	Bromomethane	5.0	U
75-00-3	Chloroethane	5.0	U
75-69-4	Trichlorofluoromethane	5.0	U
75-35-4	1,1-Dichloroethene	5.0	U
67-64-1	Acetone	5.0	U
75-15-0	Carbon disulfide	5.0	U
75-09-2	Methylene chloride	5.0	U
156-60-5	trans-1,2-Dichloroethene	5.0	U
1634-04-4	Methyl tert-butyl ether	5.0	U
75-34-3	1,1-Dichloroethane	5.0	U
108-05-4	Vinyl acetate	5.0	U
78-93-3	2-Butanone	5.0	U
156-59-2	cis-1,2-Dichloroethene	5.0	U
67-66-3	Chloroform	5.0	U
71-55-6	1,1,1-Trichloroethane	5.0	U
56-23-5	Carbon tetrachloride	5.0	U
107-06-2	1,2-Dichloroethane	5.0	U
71-43-2	Benzene	5.0	U
79-01-6	Trichloroethene	5.0	U
78-87-5	1,2-Dichloropropane	5.0	U
75-27-4	Bromodichloromethane	5.0	U
10061-01-5	cis-1,3-Dichloropropene	5.0	U
108-10-1	4-Methyl-2-pentanone	5.0	U
108-88-3	Toluene	5.0	U
10061-02-6	trans-1,3-Dichloropropene	5.0	U
79-00-5	1,1,2-Trichloroethane	5.0	U
127-18-4	Tetrachloroethene	5.0	U
591-78-6	2-Hexanone	5.0	U
124-48-1	Dibromochloromethane	5.0	U
108-90-7	Chlorobenzene	5.0	U
100-41-4	Ethylbenzene	5.0	U
1330-20-7	m,p-Xylene	5.0	U
95-47-6	o-Xylene	5.0	U

1B - FORM I VOA-2

VOLATILE ORGANICS ANALYSIS DATA SHEET

CLIENT SAMPLE NO.

MB-54546

Lab Name: MITKEM LABORATORIES Contract:

Lab Code: MITKEM Case No.: J1865 Mod. Ref No.: SDG No.: SJ1865

Matrix: (SOIL/SED/WATER) WATER Lab Sample ID: MB-54546

Sample wt/vol: 5.00 (g/mL) ML Lab File ID: V2L8637.D

Level: (TRACE/LOW/MED) LOW Date Received:

% Moisture: not dec. Date Analyzed: 10/05/2010

GC Column: DB-624 ID: 0.25 (mm) Dilution Factor: 1.0

Soil Extract Volume: (uL) Soil Aliquot Volume: (uL)

Purge Volume: 5.0 (mL)

CAS NO.	COMPOUND	CONCENTRATION UNITS: (ug/L or ug/Kg) µG/L	Q
1330-20-7	Xylene (Total)	5.0	U
100-42-5	Styrene	5.0	U
75-25-2	Bromoform	5.0	U
98-82-8	Isopropylbenzene	5.0	U
79-34-5	1,1,2,2-Tetrachloroethane	5.0	U
103-65-1	n-Propylbenzene	5.0	U
108-67-8	1,3,5-Trimethylbenzene	5.0	U
98-06-6	tert-Butylbenzene	5.0	U
95-63-6	1,2,4-Trimethylbenzene	5.0	U
135-98-8	sec-Butylbenzene	5.0	U
99-87-6	4-Isopropyltoluene	5.0	U
541-73-1	1,3-Dichlorobenzene	5.0	U
106-46-7	1,4-Dichlorobenzene	5.0	U
104-51-8	n-Butylbenzene	5.0	U
95-50-1	1,2-Dichlorobenzene	5.0	U
91-20-3	Naphthalene	5.0	U
110-75-8	2-Chloroethyl vinyl ether	5.0	U

1J - FORM I VOA-TIC

VOLATILE ORGANICS ANALYSIS DATA SHEET

TENTATIVELY IDENTIFIED COMPOUNDS

CLIENT SAMPLE NO.

MB-54546

Lab Name: MITKEM LABORATORIES Contract:

Lab Code: MITKEM Case No.: J1865 Mod. Ref No.: SDG No.: SJ1865

Matrix: (SOIL/SED/WATER) WATER Lab Sample ID: MB-54546

Sample wt/vol: 5.00 (g/mL) ML Lab File ID: V2L8637.D

Level: (TRACE or LOW/MED) LOW Date Received:

% Moisture: not dec. Date Analyzed: 10/05/2010

GC Column: DB-624 ID: 0.25 (mm) Dilution Factor: 1.0

Soil Extract Volume: (uL) Soil Aliquot Volume: (uL)

CONCENTRATION UNITS: (ug/L or ug/Kg) µG/L Purge Volume: 5.0 (mL)

CAS NUMBER	COMPOUND NAME	RT	EST. CONC.	Q
E966796[1]	Total Alkanes	N/A		

[1]EPA-designated Registry Number.

1A - FORM I VOA-1

VOLATILE ORGANICS ANALYSIS DATA SHEET

CLIENT SAMPLE NO.

LCS-54491

Lab Name: MITKEM LABORATORIES Contract:

Lab Code: MITKEM Case No.: J1865 Mod. Ref No.: SDG No.: SJ1865

Matrix: (SOIL/SED/WATER) WATER Lab Sample ID: LCS-54491

Sample wt/vol: 5.00 (g/mL) ML Lab File ID: V1L7011.D

Level: (TRACE/LOW/MED) LOW Date Received:

% Moisture: not dec. Date Analyzed: 10/01/2010

GC Column: DB-624 ID: 0.25 (mm) Dilution Factor: 1.0

Soil Extract Volume: (uL) Soil Aliquot Volume: (uL)

Purge Volume: 5.0 (mL)

CAS NO.	COMPOUND	CONCENTRATION UNITS: (ug/L or ug/Kg) µG/L	Q
74-87-3	Chloromethane	44	
75-01-4	Vinyl chloride	47	
74-83-9	Bromomethane	47	
75-00-3	Chloroethane	52	
75-69-4	Trichlorofluoromethane	40	
75-35-4	1,1-Dichloroethene	52	
67-64-1	Acetone	40	
75-15-0	Carbon disulfide	53	
75-09-2	Methylene chloride	51	
156-60-5	trans-1,2-Dichloroethene	53	
1634-04-4	Methyl tert-butyl ether	52	
75-34-3	1,1-Dichloroethane	54	
108-05-4	Vinyl acetate	49	
78-93-3	2-Butanone	40	
156-59-2	cis-1,2-Dichloroethene	54	
67-66-3	Chloroform	52	
71-55-6	1,1,1-Trichloroethane	49	
56-23-5	Carbon tetrachloride	46	
107-06-2	1,2-Dichloroethane	50	
71-43-2	Benzene	55	
79-01-6	Trichloroethene	54	
78-87-5	1,2-Dichloropropane	55	
75-27-4	Bromodichloromethane	49	
10061-01-5	cis-1,3-Dichloropropene	52	
108-10-1	4-Methyl-2-pentanone	51	
108-88-3	Toluene	55	
10061-02-6	trans-1,3-Dichloropropene	49	
79-00-5	1,1,2-Trichloroethane	55	
127-18-4	Tetrachloroethene	63	
591-78-6	2-Hexanone	43	
124-48-1	Dibromochloromethane	47	
108-90-7	Chlorobenzene	51	
100-41-4	Ethylbenzene	51	
1330-20-7	m,p-Xylene	100	
95-47-6	o-Xylene	52	

1B - FORM I VOA-2

VOLATILE ORGANICS ANALYSIS DATA SHEET

CLIENT SAMPLE NO.

LCS-54491

Lab Name: MITKEM LABORATORIES Contract:

Lab Code: MITKEM Case No.: J1865 Mod. Ref No.: SDG No.: SJ1865

Matrix: (SOIL/SED/WATER) WATER Lab Sample ID: LCS-54491

Sample wt/vol: 5.00 (g/mL) ML Lab File ID: V1L7011.D

Level: (TRACE/LOW/MED) LOW Date Received:

% Moisture: not dec. Date Analyzed: 10/01/2010

GC Column: DB-624 ID: 0.25 (mm) Dilution Factor: 1.0

Soil Extract Volume: (uL) Soil Aliquot Volume: (uL)

Purge Volume: 5.0 (mL)

CAS NO.	COMPOUND	CONCENTRATION UNITS: (ug/L or ug/Kg) µG/L	Q
1330-20-7	Xylene (Total)	150	
100-42-5	Styrene	51	
75-25-2	Bromoform	49	
98-82-8	Isopropylbenzene	51	
79-34-5	1,1,2,2-Tetrachlorcethane	49	
103-65-1	n-Propylbenzene	47	
108-67-8	1,3,5-Trimethylbenzene	49	
98-06-6	tert-Butylbenzene	42	
95-63-6	1,2,4-Trimethylbenzene	49	
135-98-8	sec-Butylbenzene	50	
99-87-6	4-Isopropyltoluene	49	
541-73-1	1,3-Dichlorobenzene	50	
106-46-7	1,4-Dichlorobenzene	49	
104-51-8	n-Butylbenzene	51	
95-50-1	1,2-Dichlorobenzene	51	
91-20-3	Naphthalene	54	
110-75-8	2-Chloroethyl vinyl ether	46	

1A - FORM I VOA-1

VOLATILE ORGANICS ANALYSIS DATA SHEET

CLIENT SAMPLE NO.

LCSD-54491

Lab Name: MITKEM LABORATORIES Contract:

Lab Code: MITKEM Case No.: J1865 Mod. Ref No.: SDG No.: SJ1865

Matrix: (SOIL/SED/WATER) WATER Lab Sample ID: LCSD-54491

Sample wt/vol: 5.00 (g/mL) ML Lab File ID: V1L7012.D

Level: (TRACE/LOW/MED) LOW Date Received:

% Moisture: not dec. Date Analyzed: 10/01/2010

GC Column: DB-624 ID: 0.25 (mm) Dilution Factor: 1.0

Soil Extract Volume: (uL) Soil Aliquot Volume: (uL)

Purge Volume: 5.0 (mL)

CAS NO.	COMPOUND	CONCENTRATION UNITS: (ug/L or ug/Kg) µG/L	Q
74-87-3	Chloromethane	38	
75-01-4	Vinyl chloride	42	
74-83-9	Bromomethane	44	
75-00-3	Chloroethane	49	
75-69-4	Trichlorofluoromethane	36	
75-35-4	1,1-Dichloroethene	46	
67-64-1	Acetone	39	
75-15-0	Carbon disulfide	48	
75-09-2	Methylene chloride	48	
156-60-5	trans-1,2-Dichloroethene	44	
1634-04-4	Methyl tert-butyl ether	49	
75-34-3	1,1-Dichloroethane	48	
108-05-4	Vinyl acetate	46	
78-93-3	2-Butanone	42	
156-59-2	cis-1,2-Dichloroethene	47	
67-66-3	Chloroform	46	
71-55-6	1,1,1-Trichloroethane	44	
56-23-5	Carbon tetrachloride	40	
107-06-2	1,2-Dichloroethane	44	
71-43-2	Benzene	49	
79-01-6	Trichloroethene	47	
78-87-5	1,2-Dichloropropane	50	
75-27-4	Bromodichloromethane	46	
10061-01-5	cis-1,3-Dichloropropene	47	
108-10-1	4-Methyl-2-pentanone	49	
108-88-3	Toluene	49	
10061-02-6	trans-1,3-Dichloropropene	46	
79-00-5	1,1,2-Trichloroethane	50	
127-18-4	Tetrachloroethene	56	
591-78-6	2-Hexanone	41	
124-48-1	Dibromochloromethane	44	
108-90-7	Chlorobenzene	46	
100-41-4	Ethylbenzene	46	
1330-20-7	m,p-Xylene	93	
95-47-6	o-Xylene	45	

1B - FORM I VOA-2

VOLATILE ORGANICS ANALYSIS DATA SHEET

CLIENT SAMPLE NO.

LCSD-54491

Lab Name: MITKEM LABORATORIES Contract:

Lab Code: MITKEM Case No.: J1865 Mod. Ref No.: SDG No.: SJ1865

Matrix: (SOIL/SED/WATER) WATER Lab Sample ID: LCSD-54491

Sample wt/vol: 5.00 (g/mL) ML Lab File ID: V1L7012.D

Level: (TRACE/LOW/MED) LOW Date Received:

% Moisture: not dec. Date Analyzed: 10/01/2010

GC Column: DB-624 ID: 0.25 (mm) Dilution Factor: 1.0

Soil Extract Volume: (uL) Soil Aliquot Volume: (uL)

Purge Volume: 5.0 (mL)

CAS NO.	COMPOUND	CONCENTRATION UNITS: (ug/L or ug/Kg) µG/L	Q
1330-20-7	Xylene (Total)	140	
100-42-5	Styrene	47	
75-25-2	Bromoform	48	
98-82-8	Isopropylbenzene	48	
79-34-5	1,1,2,2-Tetrachloroethane	46	
103-65-1	n-Propylbenzene	43	
108-67-8	1,3,5-Trimethylbenzene	44	
98-06-6	tert-Butylbenzene	38	
95-63-6	1,2,4-Trimethylbenzene	44	
135-98-8	sec-Butylbenzene	46	
99-87-6	4-Isopropyltoluene	45	
541-73-1	1,3-Dichlorobenzene	45	
106-46-7	1,4-Dichlorobenzene	44	
104-51-8	n-Butylbenzene	49	
95-50-1	1,2-Dichlorobenzene	46	
91-20-3	Naphthalene	50	
110-75-8	2-Chloroethyl vinyl ether	43	

1A - FORM I VOA-1

VOLATILE ORGANICS ANALYSIS DATA SHEET

CLIENT SAMPLE NO.

LCS-54505

Lab Name: MITKEM LABORATORIES Contract:

Lab Code: MITKEM Case No.: J1865 Mod. Ref No.: SDG No.: SJ1865

Matrix: (SOIL/SED/WATER) SOIL Lab Sample ID: LCS-54505

Sample wt/vol: 5.00 (g/mL) G Lab File ID: V1L7033.D

Level: (TRACE/LOW/MED) LOW Date Received:

% Moisture: not dec. 0.0 Date Analyzed: 10/04/2010

GC Column: DB-624 ID: 0.25 (mm) Dilution Factor: 1.0

Soil Extract Volume: (uL) Soil Aliquot Volume: (uL)

Purge Volume: 10.0 (mL)

CAS NO.	COMPOUND	CONCENTRATION UNITS: (ug/L or ug/Kg) µG/KG	Q
74-87-3	Chloromethane	48	
75-01-4	Vinyl chloride	42	
74-83-9	Bromomethane	46	
75-00-3	Chloroethane	50	
75-69-4	Trichlorofluoromethane	47	
75-35-4	1,1-Dichloroethene	47	
67-64-1	Acetone	57	
75-15-0	Carbon disulfide	49	B
75-09-2	Methylene chloride	48	
156-60-5	trans-1,2-Dichloroethene	49	
1634-04-4	Methyl tert-butyl ether	45	
75-34-3	1,1-Dichloroethane	47	
108-05-4	Vinyl acetate	42	
78-93-3	2-Butanone	48	
156-59-2	cis-1,2-Dichloroethene	51	
67-66-3	Chloroform	46	
71-55-6	1,1,1-Trichloroethane	45	
56-23-5	Carbon tetrachloride	40	
107-06-2	1,2-Dichloroethane	43	
71-43-2	Benzene	49	
79-01-6	Trichloroethene	51	
78-87-5	1,2-Dichloropropane	47	
75-27-4	Bromodichloromethane	46	
10061-01-5	cis-1,3-Dichloropropene	47	
108-10-1	4-Methyl-2-pentanone	40	
108-88-3	Toluene	48	
10061-02-6	trans-1,3-Dichloropropene	45	
79-00-5	1,1,2-Trichloroethane	45	
127-18-4	Tetrachloroethene	49	
591-78-6	2-Hexanone	42	
124-48-1	Dibromochloromethane	45	
108-90-7	Chlorobenzene	49	
100-41-4	Ethylbenzene	49	
1330-20-7	m,p-Xylene	100	
95-47-6	o-Xylene	51	

1B - FORM I VOA-2

VOLATILE ORGANICS ANALYSIS DATA SHEET

CLIENT SAMPLE NO.

LCS-54505

Lab Name: MITKEM LABORATORIES Contract:

Lab Code: MITKEM Case No.: J1865 Mod. Ref No.: SDG No.: SJ1865

Matrix: (SOIL/SED/WATER) SOIL Lab Sample ID: LCS-54505

Sample wt/vol: 5.00 (g/mL) G Lab File ID: V1L7033.D

Level: (TRACE/LOW/MED) LOW Date Received:

% Moisture: not dec. 0.0 Date Analyzed: 10/04/2010

GC Column: DB-624 ID: 0.25 (mm) Dilution Factor: 1.0

Soil Extract Volume: (uL) Soil Aliquot Volume: (uL)

Purge Volume: 10.0 (mL)

CAS NO.	COMPOUND	CONCENTRATION UNITS: (ug/L or ug/Kg) µG/KG	Q
1330-20-7	Xylene (Total)	150	
100-42-5	Styrene	49	
75-25-2	Bromoform	47	
98-82-8	Isopropylbenzene	49	
79-34-5	1,1,2,2-Tetrachloroethane	42	
103-65-1	n-Propylbenzene	48	
108-67-8	1,3,5-Trimethylbenzene	45	
98-06-6	tert-Butylbenzene	44	
95-63-6	1,2,4-Trimethylbenzene	45	
135-98-8	sec-Butylbenzene	48	
99-87-6	4-Isopropyltoluene	47	
541-73-1	1,3-Dichlorobenzene	48	
106-46-7	1,4-Dichlorobenzene	48	
104-51-8	n-Butylbenzene	46	
95-50-1	1,2-Dichlorobenzene	47	
91-20-3	Naphthalene	48	B
110-75-8	2-Chloroethyl vinyl ether	50	

1A - FORM I VOA-1

VOLATILE ORGANICS ANALYSIS DATA SHEET

CLIENT SAMPLE NO.

LCS-54540

Lab Name: MITKEM LABORATORIES Contract:

Lab Code: MITKEM Case No.: J1865 Mod. Ref No.: SDG No.: SJ1865

Matrix: (SOIL/SED/WATER) SOIL Lab Sample ID: LCS-54540

Sample wt/vol: 5.00 (g/mL) G Lab File ID: V1L7073.D

Level: (TRACE/LOW/MED) LOW Date Received:

% Moisture: not dec. 0.0 Date Analyzed: 10/05/2010

GC Column: DB-624 ID: 0.25 (mm) Dilution Factor: 1.0

Soil Extract Volume: (uL) Soil Aliquot Volume: (uL)

Purge Volume: 10.0 (mL)

CAS NO.	COMPOUND	CONCENTRATION UNITS: (ug/L or ug/Kg) µG/KG	Q
74-87-3	Chloromethane	52	
75-01-4	Vinyl chloride	34	
74-83-9	Bromomethane	50	
75-00-3	Chloroethane	50	
75-69-4	Trichlorofluoromethane	52	
75-35-4	1,1-Dichloroethene	49	
67-64-1	Acetone	56	
75-15-0	Carbon disulfide	53	
75-09-2	Methylene chloride	51	
156-60-5	trans-1,2-Dichloroethene	52	
1634-04-4	Methyl tert-butyl ether	48	
75-34-3	1,1-Dichloroethane	50	
108-05-4	Vinyl acetate	46	
78-93-3	2-Butanone	52	
156-59-2	cis-1,2-Dichloroethene	52	
67-66-3	Chloroform	49	
71-55-6	1,1,1-Trichloroethane	43	
56-23-5	Carbon tetrachloride	43	
107-06-2	1,2-Dichloroethane	45	
71-43-2	Benzene	52	
79-01-6	Trichloroethene	53	
78-87-5	1,2-Dichloropropane	53	
75-27-4	Bromodichloromethane	49	
10061-01-5	cis-1,3-Dichloropropene	49	
108-10-1	4-Methyl-2-pentanone	48	
108-88-3	Toluene	52	
10061-02-6	trans-1,3-Dichloropropene	47	
79-00-5	1,1,2-Trichloroethane	50	
127-18-4	Tetrachloroethene	54	
591-78-6	2-Hexanone	47	
124-48-1	Dibromochloromethane	48	
108-90-7	Chlorobenzene	52	
100-41-4	Ethylbenzene	52	
1330-20-7	m,p-Xylene	100	
95-47-6	o-Xylene	52	

1B - FORM I VOA-2

VOLATILE ORGANICS ANALYSIS DATA SHEET

CLIENT SAMPLE NO.

LCS-54540

Lab Name: MITKEM LABORATORIES Contract:

Lab Code: MITKEM Case No.: J1865 Mod. Ref No.: SDG No.: SJ1865

Matrix: (SOIL/SED/WATER) SOIL Lab Sample ID: LCS-54540

Sample wt/vol: 5.00 (g/mL) G Lab File ID: V1L7073.D

Level: (TRACE/LOW/MED) LOW Date Received:

% Moisture: not dec. 0.0 Date Analyzed: 10/05/2010

GC Column: DB-624 ID: 0.25 (mm) Dilution Factor: 1.0

Soil Extract Volume: (uL) Soil Aliquot Volume: (uL)

Purge Volume: 10.0 (mL)

CAS NO.	COMPOUND	CONCENTRATION UNITS: (ug/L or ug/Kg) µG/KG	Q
1330-20-7	Xylene (Total)	160	
100-42-5	Styrene	53	
75-25-2	Bromoform	53	
98-82-8	Isopropylbenzene	51	
79-34-5	1,1,2,2-Tetrachloroethane	48	
103-65-1	n-Propylbenzene	51	
108-67-8	1,3,5-Trimethylbenzene	48	
98-06-6	tert-Butylbenzene	48	
95-63-6	1,2,4-Trimethylbenzene	48	
135-98-8	sec-Butylbenzene	51	
99-87-6	4-Isopropyltoluene	50	
541-73-1	1,3-Dichlorobenzene	51	
106-46-7	1,4-Dichlorobenzene	51	
104-51-8	n-Butylbenzene	51	
95-50-1	1,2-Dichlorobenzene	53	
91-20-3	Naphthalene	54	
110-75-8	2-Chloroethyl vinyl ether	45	

1A - FORM I VOA-1

VOLATILE ORGANICS ANALYSIS DATA SHEET

CLIENT SAMPLE NO.

LCS-54583

Lab Name: MITKEM LABORATORIES Contract:

Lab Code: MITKEM Case No.: J1865 Mod. Ref No.: SDG No.: SJ1865

Matrix: (SOIL/SED/WATER) SOIL Lab Sample ID: LCS-54583

Sample wt/vol: 5.00 (g/mL) G Lab File ID: V1L7123.D

Level: (TRACE/LOW/MED) LOW Date Received:

% Moisture: not dec. 0.0 Date Analyzed: 10/06/2010

GC Column: DB-624 ID: 0.25 (mm) Dilution Factor: 1.0

Soil Extract Volume: (uL) Soil Aliquot Volume: (uL)

Purge Volume: 10.0 (mL)

CAS NO.	COMPOUND	CONCENTRATION UNITS: (ug/L or ug/Kg) µG/KG	Q
74-87-3	Chloromethane	48	
75-01-4	Vinyl chloride	33	
74-83-9	Bromomethane	45	
75-00-3	Chloroethane	48	
75-69-4	Trichlorofluoromethane	47	
75-35-4	1,1-Dichloroethene	47	
67-64-1	Acetone	59	
75-15-0	Carbon disulfide	51	
75-09-2	Methylene chloride	51	
156-60-5	trans-1,2-Dichloroethene	53	
1634-04-4	Methyl tert-butyl ether	49	
75-34-3	1,1-Dichloroethane	53	
108-05-4	Vinyl acetate	48	
78-93-3	2-Butanone	60	
156-59-2	cis-1,2-Dichloroethene	55	
67-66-3	Chloroform	49	
71-55-6	1,1,1-Trichloroethane	47	
56-23-5	Carbon tetrachloride	42	
107-06-2	1,2-Dichloroethane	46	
71-43-2	Benzene	54	
79-01-6	Trichloroethene	54	
78-87-5	1,2-Dichloropropane	53	
75-27-4	Bromodichloromethane	48	
10061-01-5	cis-1,3-Dichloropropene	51	
108-10-1	4-Methyl-2-pentanone	52	
108-88-3	Toluene	53	
10061-02-6	trans-1,3-Dichloropropene	50	
79-00-5	1,1,2-Trichloroethane	55	
127-18-4	Tetrachloroethene	54	
591-78-6	2-Hexanone	51	
124-48-1	Dibromochloromethane	52	
108-90-7	Chlorobenzene	53	
100-41-4	Ethylbenzene	53	
1330-20-7	m,p-Xylene	110	
95-47-6	o-Xylene	54	

1B - FORM I VOA-2

VOLATILE ORGANICS ANALYSIS DATA SHEET

CLIENT SAMPLE NO.

LCS-54583

Lab Name: MITKEM LABORATORIES Contract:

Lab Code: MITKEM Case No.: J1865 Mod. Ref No.: SDG No.: SJ1865

Matrix: (SOIL/SED/WATER) SOIL Lab Sample ID: LCS-54583

Sample wt/vol: 5.00 (g/mL) G Lab File ID: V1L7123.D

Level: (TRACE/LOW/MED) LOW Date Received:

% Moisture: not dec. 0.0 Date Analyzed: 10/06/2010

GC Column: DB-624 ID: 0.25 (mm) Dilution Factor: 1.0

Soil Extract Volume: (uL) Soil Aliquot Volume: (uL)

Purge Volume: 10.0 (mL)

CAS NO.	COMPOUND	CONCENTRATION UNITS: (ug/L or ug/Kg) µG/KG	Q
1330-20-7	Xylene (Total)	160	
100-42-5	Styrene	54	
75-25-2	Bromoform	56	
98-82-8	Isopropylbenzene	52	
79-34-5	1,1,2,2-Tetrachloroethane	54	
103-65-1	n-Propylbenzene	52	
108-67-8	1,3,5-Trimethylbenzene	49	
98-06-6	tert-Butylbenzene	48	
95-63-6	1,2,4-Trimethylbenzene	47	
135-98-8	sec-Butylbenzene	52	
99-87-6	4-Isopropyltoluene	49	
541-73-1	1,3-Dichlorobenzene	50	
106-46-7	1,4-Dichlorobenzene	49	
104-51-8	n-Butylbenzene	49	
95-50-1	1,2-Dichlorobenzene	51	
91-20-3	Naphthalene	64	
110-75-8	2-Chloroethyl vinyl ether	44	

1A - FORM I VOA-1

VOLATILE ORGANICS ANALYSIS DATA SHEET

CLIENT SAMPLE NO.

LCS-54546

Lab Name: MITKEM LABORATORIES Contract:

Lab Code: MITKEM Case No.: J1865 Mod. Ref No.: SDG No.: SJ1865

Matrix: (SOIL/SED/WATER) WATER Lab Sample ID: LCS-54546

Sample wt/vol: 5.00 (g/mL) ML Lab File ID: V2L8632.D

Level: (TRACE/LOW/MED) LOW Date Received:

% Moisture: not dec. Date Analyzed: 10/05/2010

GC Column: DB-624 ID: 0.25 (mm) Dilution Factor: 1.0

Soil Extract Volume: (uL) Soil Aliquot Volume: (uL)

Purge Volume: 5.0 (mL)

CAS NO.	COMPOUND	CONCENTRATION UNITS: (ug/L or ug/Kg) µG/L	Q
74-87-3	Chloromethane	55	
75-01-4	Vinyl chloride	53	
74-83-9	Bromomethane	50	
75-00-3	Chloroethane	56	
75-69-4	Trichlorofluoromethane	53	
75-35-4	1,1-Dichloroethene	54	
67-64-1	Acetone	64	
75-15-0	Carbon disulfide	50	
75-09-2	Methylene chloride	53	
156-60-5	trans-1,2-Dichloroethene	51	
1634-04-4	Methyl tert-butyl ether	57	
75-34-3	1,1-Dichloroethane	52	
108-05-4	Vinyl acetate	57	
78-93-3	2-Butanone	62	
156-59-2	cis-1,2-Dichloroethene	52	
67-66-3	Chloroform	52	
71-55-6	1,1,1-Trichloroethane	50	
56-23-5	Carbon tetrachloride	53	
107-06-2	1,2-Dichloroethane	54	
71-43-2	Benzene	52	
79-01-6	Trichloroethene	52	
78-87-5	1,2-Dichloropropane	53	
75-27-4	Bromodichloromethane	54	
10061-01-5	cis-1,3-Dichloropropene	54	
108-10-1	4-Methyl-2-pentanone	62	
108-88-3	Toluene	51	
10061-02-6	trans-1,3-Dichloropropene	55	
79-00-5	1,1,2-Trichloroethane	55	
127-18-4	Tetrachloroethene	53	
591-78-6	2-Hexanone	66	
124-48-1	Dibromochloromethane	56	
108-90-7	Chlorobenzene	53	
100-41-4	Ethylbenzene	53	
1330-20-7	m,p-Xylene	110	
95-47-6	o-Xylene	53	

1B - FORM I VOA-2

VOLATILE ORGANICS ANALYSIS DATA SHEET

CLIENT SAMPLE NO.

LCS-54546

Lab Name: MITKEM LABORATORIES Contract:

Lab Code: MITKEM Case No.: J1865 Mod. Ref No.: SDG No.: SJ1865

Matrix: (SOIL/SED/WATER) WATER Lab Sample ID: LCS-54546

Sample wt/vol: 5.00 (g/mL) ML Lab File ID: V2L8632.D

Level: (TRACE/LOW/MED) LOW Date Received:

% Moisture: not dec. Date Analyzed: 10/05/2010

GC Column: DB-624 ID: 0.25 (mm) Dilution Factor: 1.0

Soil Extract Volume: (uL) Soil Aliquot Volume: (uL)

Purge Volume: 5.0 (mL)

CAS NO.	COMPOUND	CONCENTRATION UNITS: (ug/L or ug/Kg) µG/L	Q
1330-20-7	Xylene (Total)	160	
100-42-5	Styrene	53	
75-25-2	Bromoform	57	
98-82-8	Isopropylbenzene	54	
79-34-5	1,1,2,2-Tetrachloroethane	58	
103-65-1	n-Propylbenzene	52	
108-67-8	1,3,5-Trimethylbenzene	52	
98-06-6	tert-Butylbenzene	54	
95-63-6	1,2,4-Trimethylbenzene	53	
135-98-8	sec-Butylbenzene	54	
99-87-6	4-Isopropyltoluene	54	
541-73-1	1,3-Dichlorobenzene	53	
106-46-7	1,4-Dichlorobenzene	52	
104-51-8	n-Butylbenzene	54	
95-50-1	1,2-Dichlorobenzene	53	
91-20-3	Naphthalene	58	
110-75-8	2-Chloroethyl vinyl ether	54	

1A - FORM I VOA-1

VOLATILE ORGANICS ANALYSIS DATA SHEET

CLIENT SAMPLE NO.

690-SB-27
(8.0'-10.5')-OMS

Lab Name: MITKEM LABORATORIES Contract:

Lab Code: MITKEM Case No.: J1865 Mod. Ref No.: SDG No.: SJ1865

Matrix: (SOIL/SED/WATER) SOIL Lab Sample ID: J1865-03BMS

Sample wt/vol: 6.40 (g/mL) G Lab File ID: V1L7053.D

Level: (TRACE/LOW/MED) LOW Date Received: 09/27/2010

% Moisture: not dec. 11 Date Analyzed: 10/04/2010

GC Column: DB-624 ID: 0.25 (mm) Dilution Factor: 1.0

Soil Extract Volume: (uL) Soil Aliquot Volume: (uL)

Purge Volume: 10.0 (mL)

CAS NO.	COMPOUND	CONCENTRATION UNITS: (ug/L or ug/Kg) µG/KG	Q
74-87-3	Chloromethane	32	
75-01-4	Vinyl chloride	32	
74-83-9	Bromomethane	33	
75-00-3	Chloroethane	31	
75-69-4	Trichlorofluoromethane	33	
75-35-4	1,1-Dichloroethene	33	
67-64-1	Acetone	46	
75-15-0	Carbon disulfide	36	B
75-09-2	Methylene chloride	37	
156-60-5	trans-1,2-Dichloroethene	35	
1634-04-4	Methyl tert-butyl ether	34	
75-34-3	1,1-Dichloroethane	34	
108-05-4	Vinyl acetate	28	
78-93-3	2-Butanone	36	
156-59-2	cis-1,2-Dichloroethene	38	
67-66-3	Chloroform	35	
71-55-6	1,1,1-Trichloroethane	34	
56-23-5	Carbon tetrachloride	33	
107-06-2	1,2-Dichloroethane	33	
71-43-2	Benzene	37	
79-01-6	Trichloroethene	38	
78-87-5	1,2-Dichloropropane	36	
75-27-4	Bromodichloromethane	37	
10061-01-5	cis-1,3-Dichloropropene	34	
108-10-1	4-Methyl-2-pentanone	32	
108-88-3	Toluene	39	
10061-02-6	trans-1,3-Dichloropropene	33	
79-00-5	1,1,2-Trichloroethane	68	
127-18-4	Tetrachloroethene	51	
591-78-6	2-Hexanone	31	
124-48-1	Dibromochloromethane	36	
108-90-7	Chlorobenzene	36	
100-41-4	Ethylbenzene	39	
1330-20-7	m,p-Xylene	81	
95-47-6	o-Xylene	38	

1B - FORM I VOA-2

VOLATILE ORGANICS ANALYSIS DATA SHEET

CLIENT SAMPLE NO.

690-SB-27
(8.0'-10.5')-OMS

Lab Name: MITKEM LABORATORIES Contract:

Lab Code: MITKEM Case No.: J1865 Mod. Ref No.: SDG No.: SJ1865

Matrix: (SOIL/SED/WATER) SOIL Lab Sample ID: J1865-03BMS

Sample wt/vol: 6.40 (g/mL) G Lab File ID: V1L7053.D

Level: (TRACE/LOW/MED) LOW Date Received: 09/27/2010

% Moisture: not dec. 11 Date Analyzed: 10/04/2010

GC Column: DB-624 ID: 0.25 (mm) Dilution Factor: 1.0

Soil Extract Volume: (uL) Soil Aliquot Volume: (uL)

Purge Volume: 10.0 (mL)

CAS NO.	COMPOUND	CONCENTRATION UNITS: (ug/L or ug/Kg) µG/KG	Q
1330-20-7	Xylene (Total)	120	
100-42-5	Styrene	36	
75-25-2	Bromoform	37	
98-82-8	Isopropylbenzene	38	
79-34-5	1,1,2,2-Tetrachloroethane	36	
103-65-1	n-Propylbenzene	37	
108-67-8	1,3,5-Trimethylbenzene	36	
98-06-6	tert-Butylbenzene	32	
95-63-6	1,2,4-Trimethylbenzene	41	
135-98-8	sec-Butylbenzene	36	
99-87-6	4-Isopropyltoluene	35	
541-73-1	1,3-Dichlorobenzene	35	
106-46-7	1,4-Dichlorobenzene	34	
104-51-8	n-Butylbenzene	33	
95-50-1	1,2-Dichlorobenzene	34	
91-20-3	Naphthalene	29	B
110-75-8	2-Chloroethyl vinyl ether	34	

1A - FORM I VOA-1

VOLATILE ORGANICS ANALYSIS DATA SHEET

CLIENT SAMPLE NO.

690-SB-27 (8.0'-10.5')-OMS D

Lab Name: MITKEM LABORATORIES Contract:

Lab Code: MITKEM Case No.: J1865 Mod. Ref No.: SDG No.: SJ1865

Matrix: (SOIL/SED/WATER) SOIL Lab Sample ID: J1865-03BMSD

Sample wt/vol: 5.50 (g/mL) G Lab File ID: V1L7054.D

Level: (TRACE/LOW/MED) LOW Date Received: 09/27/2010

% Moisture: not dec. 11 Date Analyzed: 10/04/2010

GC Column: DB-624 ID: 0.25 (mm) Dilution Factor: 1.0

Soil Extract Volume: (uL) Soil Aliquot Volume: (uL)

Purge Volume: 10.0 (mL)

CAS NO.	COMPOUND	CONCENTRATION UNITS: (ug/L or ug/Kg) µG/KG	Q
74-87-3	Chloromethane	39	
75-01-4	Vinyl chloride	37	
74-83-9	Bromomethane	41	
75-00-3	Chloroethane	40	
75-69-4	Trichlorofluoromethane	38	
75-35-4	1,1-Dichloroethene	40	
67-64-1	Acetone	50	
75-15-0	Carbon disulfide	44	B
75-09-2	Methylene chloride	43	
156-60-5	trans-1,2-Dichloroethene	42	
1634-04-4	Methyl tert-butyl ether	41	
75-34-3	1,1-Dichloroethane	40	
108-05-4	Vinyl acetate	34	
78-93-3	2-Butanone	45	
156-59-2	cis-1,2-Dichloroethene	45	
67-66-3	Chloroform	40	
71-55-6	1,1,1-Trichloroethane	38	
56-23-5	Carbon tetrachloride	38	
107-06-2	1,2-Dichloroethane	39	
71-43-2	Benzene	44	
79-01-6	Trichloroethene	44	
78-87-5	1,2-Dichloropropane	43	
75-27-4	Bromodichloromethane	43	
10061-01-5	cis-1,3-Dichloropropene	39	
108-10-1	4-Methyl-2-pentanone	38	
108-88-3	Toluene	44	
10061-02-6	trans-1,3-Dichloropropene	37	
79-00-5	1,1,2-Trichloroethane	72	
127-18-4	Tetrachloroethene	61	
591-78-6	2-Hexanone	38	
124-48-1	Dibromochloromethane	40	
108-90-7	Chlorobenzene	42	
100-41-4	Ethylbenzene	44	
1330-20-7	m,p-Xylene	93	
95-47-6	o-Xylene	44	

1B - FORM I VOA-2

VOLATILE ORGANICS ANALYSIS DATA SHEET

CLIENT SAMPLE NO.

690-SB-27 (8.0'-10.5')-OMS D

Lab Name: MITKEM LABORATORIES Contract:

Lab Code: MITKEM Case No.: J1865 Mod. Ref No.: SDG No.: SJ1865

Matrix: (SOIL/SED/WATER) SOIL Lab Sample ID: J1865-03BMSD

Sample wt/vol: 5.50 (g/mL) G Lab File ID: V1L7054.D

Level: (TRACE/LOW/MED) LOW Date Received: 09/27/2010

% Moisture: not dec. 11 Date Analyzed: 10/04/2010

GC Column: DB-624 ID: 0.25 (mm) Dilution Factor: 1.0

Soil Extract Volume: (uL) Soil Aliquot Volume: (uL)

Purge Volume: 10.0 (mL)

CAS NO.	COMPOUND	CONCENTRATION UNITS: (ug/L or ug/Kg) µG/KG	Q
1330-20-7	Xylene (Total)	140	
100-42-5	Styrene	41	
75-25-2	Bromoform	39	
98-82-8	Isopropylbenzene	43	
79-34-5	1,1,2,2-Tetrachloroethane	42	
103-65-1	n-Propylbenzene	46	
108-67-8	1,3,5-Trimethylbenzene	45	
98-06-6	tert-Butylbenzene	38	
95-63-6	1,2,4-Trimethylbenzene	48	
135-98-8	sec-Butylbenzene	42	
99-87-6	4-Isopropyltoluene	42	
541-73-1	1,3-Dichlorobenzene	40	
106-46-7	1,4-Dichlorobenzene	39	
104-51-8	n-Butylbenzene	40	
95-50-1	1,2-Dichlorobenzene	39	
91-20-3	Naphthalene	31	B
110-75-8	2-Chloroethyl vinyl ether	41	

1A - FORM I VOA-1

VOLATILE ORGANICS ANALYSIS DATA SHEET

CLIENT SAMPLE NO.

690-SB-29
()8.0'-10.4')MS

Lab Name: MITKEM LABORATORIES Contract:

Lab Code: MITKEM Case No.: J1865 Mod. Ref No.: SDG No.: SJ1865

Matrix: (SOIL/SED/WATER) SOIL Lab Sample ID: J1865-20BMS

Sample wt/vol: 5.80 (g/mL) G Lab File ID: V1L7129.D

Level: (TRACE/LOW/MED) LOW Date Received: 09/27/2010

% Moisture: not dec. 11 Date Analyzed: 10/06/2010

GC Column: DB-624 ID: 0.25 (mm) Dilution Factor: 1.0

Soil Extract Volume: (uL) Soil Aliquot Volume: (uL)

Purge Volume: 10.0 (mL)

CAS NO.	COMPOUND	CONCENTRATION UNITS: (ug/L or ug/Kg) µG/KG	Q
74-87-3	Chloromethane	39	
75-01-4	Vinyl chloride	37	
74-83-9	Bromomethane	42	
75-00-3	Chloroethane	41	
75-69-4	Trichlorofluoromethane	39	
75-35-4	1,1-Dichloroethene	40	
67-64-1	Acetone	48	
75-15-0	Carbon disulfide	42	
75-09-2	Methylene chloride	44	
156-60-5	trans-1,2-Dichloroethene	42	
1634-04-4	Methyl tert-butyl ether	43	
75-34-3	1,1-Dichloroethane	42	
108-05-4	Vinyl acetate	33	
78-93-3	2-Butanone	54	
156-59-2	cis-1,2-Dichloroethene	47	
67-66-3	Chloroform	42	
71-55-6	1,1,1-Trichloroethane	39	
56-23-5	Carbon tetrachloride	40	
107-06-2	1,2-Dichloroethane	40	
71-43-2	Benzene	44	
79-01-6	Trichloroethene	48	
78-87-5	1,2-Dichloropropane	44	
75-27-4	Bromodichloromethane	42	
10061-01-5	cis-1,3-Dichloropropene	42	
108-10-1	4-Methyl-2-pentanone	42	
108-88-3	Toluene	45	
10061-02-6	trans-1,3-Dichloropropene	43	
79-00-5	1,1,2-Trichloroethane	48	
127-18-4	Tetrachloroethene	71	
591-78-6	2-Hexanone	39	
124-48-1	Dibromochloromethane	45	
108-90-7	Chlorobenzene	44	
100-41-4	Ethylbenzene	44	
1330-20-7	m,p-Xylene	88	
95-47-6	o-Xylene	45	

1B - FORM I VOA-2

VOLATILE ORGANICS ANALYSIS DATA SHEET

CLIENT SAMPLE NO.

690-SB-29
()8.0'-10.4')MS

Lab Name: MITKEM LABORATORIES Contract:

Lab Code: MITKEM Case No.: J1865 Mod. Ref No.: SDG No.: SJ1865

Matrix: (SOIL/SED/WATER) SOIL Lab Sample ID: J1865-20BMS

Sample wt/vol: 5.80 (g/mL) G Lab File ID: V1L7129.D

Level: (TRACE/LOW/MED) LOW Date Received: 09/27/2010

% Moisture: not dec. 11 Date Analyzed: 10/06/2010

GC Column: DB-624 ID: 0.25 (mm) Dilution Factor: 1.0

Soil Extract Volume: (uL) Soil Aliquot Volume: (uL)

Purge Volume: 10.0 (mL)

CAS NO.	COMPOUND	CONCENTRATION UNITS: (ug/L or ug/Kg) µG/KG	Q
1330-20-7	Xylene (Total)	130	
100-42-5	Styrene	45	
75-25-2	Bromoform	49	
98-82-8	Isopropylbenzene	42	
79-34-5	1,1,2,2-Tetrachloroethane	39	
103-65-1	n-Propylbenzene	40	
108-67-8	1,3,5-Trimethylbenzene	38	
98-06-6	tert-Butylbenzene	34	
95-63-6	1,2,4-Trimethylbenzene	38	
135-98-8	sec-Butylbenzene	39	
99-87-6	4-Isopropyltoluene	39	
541-73-1	1,3-Dichlorobenzene	42	
106-46-7	1,4-Dichlorobenzene	41	
104-51-8	n-Butylbenzene	38	
95-50-1	1,2-Dichlorobenzene	43	
91-20-3	Naphthalene	43	
110-75-8	2-Chloroethyl vinyl ether	37	

1A - FORM I VOA-1

VOLATILE ORGANICS ANALYSIS DATA SHEET

CLIENT SAMPLE NO.

690-SB-29
()8.0'-10.4')MSD

Lab Name: MITKEM LABORATORIES Contract:

Lab Code: MITKEM Case No.: J1865 Mod. Ref No.: SDG No.: SJ1865

Matrix: (SOIL/SED/WATER) SOIL Lab Sample ID: J1865-20BMSD

Sample wt/vol: 5.40 (g/mL) G Lab File ID: V1L7130.D

Level: (TRACE/LOW/MED) LOW Date Received: 09/27/2010

% Moisture: not dec. 11 Date Analyzed: 10/06/2010

GC Column: DB-624 ID: 0.25 (mm) Dilution Factor: 1.0

Soil Extract Volume: (uL) Soil Aliquot Volume: (uL)

Purge Volume: 10.0 (mL)

CAS NO.	COMPOUND	CONCENTRATION UNITS: (ug/L or ug/Kg) µG/KG	Q
74-87-3	Chloromethane	42	
75-01-4	Vinyl chloride	39	
74-83-9	Bromomethane	45	
75-00-3	Chloroethane	40	
75-69-4	Trichlorofluoromethane	41	
75-35-4	1,1-Dichloroethene	42	
67-64-1	Acetone	52	
75-15-0	Carbon disulfide	43	
75-09-2	Methylene chloride	45	
156-60-5	trans-1,2-Dichloroethene	45	
1634-04-4	Methyl tert-butyl ether	43	
75-34-3	1,1-Dichloroethane	43	
108-05-4	Vinyl acetate	32	
78-93-3	2-Butanone	53	
156-59-2	cis-1,2-Dichloroethene	46	
67-66-3	Chloroform	41	
71-55-6	1,1,1-Trichloroethane	40	
56-23-5	Carbon tetrachloride	38	
107-06-2	1,2-Dichloroethane	40	
71-43-2	Benzene	45	
79-01-6	Trichloroethene	49	
78-87-5	1,2-Dichloropropane	44	
75-27-4	Bromodichloromethane	43	
10061-01-5	cis-1,3-Dichloropropene	42	
108-10-1	4-Methyl-2-pentanone	41	
108-88-3	Toluene	45	
10061-02-6	trans-1,3-Dichloropropene	42	
79-00-5	1,1,2-Trichloroethane	46	
127-18-4	Tetrachloroethene	70	
591-78-6	2-Hexanone	40	
124-48-1	Dibromochloromethane	44	
108-90-7	Chlorobenzene	44	
100-41-4	Ethylbenzene	45	
1330-20-7	m,p-Xylene	87	
95-47-6	o-Xylene	45	

1B - FORM I VOA-2

VOLATILE ORGANICS ANALYSIS DATA SHEET

CLIENT SAMPLE NO.

690-SB-29
()8.0'-10.4')MSD

Lab Name: MITKEM LABORATORIES Contract:

Lab Code: MITKEM Case No.: J1865 Mod. Ref No.: SDG No.: SJ1865

Matrix: (SOIL/SED/WATER) SOIL Lab Sample ID: J1865-20BMSD

Sample wt/vol: 5.40 (g/mL) G Lab File ID: V1L7130.D

Level: (TRACE/LOW/MED) LOW Date Received: 09/27/2010

% Moisture: not dec. 11 Date Analyzed: 10/06/2010

GC Column: DB-624 ID: 0.25 (mm) Dilution Factor: 1.0

Soil Extract Volume: (uL) Soil Aliquot Volume: (uL)

Purge Volume: 10.0 (mL)

CAS NO.	COMPOUND	CONCENTRATION UNITS: (ug/L or ug/Kg) µG/KG	Q
1330-20-7	Xylene (Total)	130	
100-42-5	Styrene	45	
75-25-2	Bromoform	48	
98-82-8	Isopropylbenzene	42	
79-34-5	1,1,2,2-Tetrachloroethane	40	
103-65-1	n-Propylbenzene	41	
108-67-8	1,3,5-Trimethylbenzene	39	
98-06-6	tert-Butylbenzene	36	
95-63-6	1,2,4-Trimethylbenzene	39	
135-98-8	sec-Butylbenzene	40	
99-87-6	4-Isopropyltoluene	41	
541-73-1	1,3-Dichlorobenzene	42	
106-46-7	1,4-Dichlorobenzene	43	
104-51-8	n-Butylbenzene	40	
95-50-1	1,2-Dichlorobenzene	43	
91-20-3	Naphthalene	45	
110-75-8	2-Chloroethyl vinyl ether	35	

1D - FORM I SV-1

SEMIVOLATILE ORGANICS ANALYSIS DATA SHEET

CLIENT SAMPLE NO.
690-SB-24
(0.4'-3.5')-O

Lab Name: MITKEM LABORATORIES Contract:

Lab Code: MITKEM Case No.: J1865 Mod. Ref No.: SDG No.: SJ1865

Matrix: (SOIL/SED/WATER) SOIL Lab Sample ID: J1865-01A

Sample wt/vol: 30.1 (g/mL) G Lab File ID: S3G8902.D

Level: (LOW/MED) LOW Extraction: (Type) SONC

% Moisture: 16 Decanted: (Y/N) N Date Received: 09/27/2010

Concentrated Extract Volume: 1000 (uL) Date Extracted: 09/29/2010

Injection Volume: 1.0 (uL) GPC Factor: 1.00 Date Analyzed: 10/05/2010

GPC Cleanup: (Y/N) N pH: Dilution Factor: 1.0

CAS NO.	COMPOUND	CONCENTRATION UNITS: (ug/L or ug/Kg) UG/KG	Q
108-95-2	Phenol	390	U
111-44-4	Bis(2-chloroethyl)ether	390	U
95-57-8	2-Chlorophenol	390	U
541-73-1	1,3-Dichlorobenzene	390	U
106-46-7	1,4-Dichlorobenzene	390	U
95-50-1	1,2-Dichlorobenzene	390	U
95-48-7	2-Methylphenol	390	U
108-60-1	2,2´-oxybis(1-Chloropropane)	390	U
106-44-5	4-Methylphenol	390	U
621-64-7	N-Nitroso-di-n-propylamine	390	U
67-72-1	Hexachloroethane	390	U
98-95-3	Nitrobenzene	390	U
78-59-1	Isophorone	390	U
88-75-5	2-Nitrophenol	390	U
105-67-9	2,4-Dimethylphenol	390	U
120-83-2	2,4-Dichlorophenol	390	U
120-82-1	1,2,4-Trichlorobenzene	390	U
91-20-3	Naphthalene	91	J
106-47-8	4-Chloroaniline	390	U
111-91-1	Bis(2-chloroethoxy)methane	390	U
87-68-3	Hexachlorobutadiene	390	U
59-50-7	4-Chloro-3-methylphenol	390	U
91-57-6	2-Methylnaphthalene	51	J
77-47-4	Hexachlorocyclopentadiene	390	U
88-06-2	2,4,6-Trichlorophenol	390	U
95-95-4	2,4,5-Trichlorophenol	790	U
91-58-7	2-Chloronaphthalene	390	U
88-74-4	2-Nitroaniline	790	U
131-11-3	Dimethylphthalate	390	U
208-96-8	Acenaphthylene	120	J
606-20-2	2,6-Dinitrotoluene	390	U
99-09-2	3-Nitroaniline	790	U
83-32-9	Acenaphthene	390	U
51-28-5	2,4-Dinitrophenol	790	U
100-02-7	4-Nitrophenol	790	U
132-64-9	Dibenzofuran	61	J

1E - FORM I SV-2

SEMIVOLATILE ORGANICS ANALYSIS DATA SHEET

CLIENT SAMPLE NO.
690-SB-24
(0.4'-3.5')-O

Lab Name: MITKEM LABORATORIES Contract:

Lab Code: MITKEM Case No.: J1865 Mod. Ref No.: SDG No.: SJ1865

Matrix: (SOIL/SED/WATER) SOIL Lab Sample ID: J1865-01A

Sample wt/vol: 30.1 (g/mL) G Lab File ID: S3G8902.D

Level: (LOW/MED) LOW Extraction: (Type) SONC

% Moisture: 16 Decanted: (Y/N) N Date Received: 09/27/2010

Concentrated Extract Volume: 1000 (uL) Date Extracted: 09/29/2010

Injection Volume: 1.0 (uL) GPC Factor: 1.00 Date Analyzed: 10/05/2010

GPC Cleanup: (Y/N) N pH: Dilution Factor: 1.0

CAS NO.	COMPOUND	CONCENTRATION UNITS: (ug/L or ug/Kg) UG/KG	Q
121-14-2	2,4-Dinitrotoluene	390	U
84-66-2	Diethylphthalate	390	U
7005-72-3	4-Chlorophenyl-phenylether	390	U
86-73-7	Fluorene	70	J
100-01-6	4-Nitroaniline	790	U
534-52-1	4,6-Dinitro-2-methylphenol	790	U
86-30-6	N-Nitrosodiphenylamine	390	U
101-55-3	4-Bromophenyl-phenylether	390	U
118-74-1	Hexachlorobenzene	390	U
87-86-5	Pentachlorophenol	790	U
85-01-8	Phenanthrene	580	
120-12-7	Anthracene	140	J
86-74-8	Carbazole	50	J
84-74-2	Di-n-butylphthalate	390	U
206-44-0	Fluoranthene	810	
129-00-0	Pyrene	720	
85-68-7	Butylbenzylphthalate	390	U
91-94-1	3,3'-Dichlorobenzidine	390	U
56-55-3	Benzo(a)anthracene	340	J
218-01-9	Chrysene	400	
117-81-7	Bis(2-ethylhexyl)phthalate	390	U
117-84-0	Di-n-octylphthalate	390	U
205-99-2	Benzo(b)fluoranthene	450	
207-08-9	Benzo(k)fluoranthene	250	J
50-32-8	Benzo(a)pyrene	360	J
193-39-5	Indeno(1,2,3-cd)pyrene	250	J
53-70-3	Dibenzo(a,h)anthracene	77	J
191-24-2	Benzo(g,h,i)perylene	300	J

1K - FORM I SV-TIC

SEMIVOLATILE ORGANICS ANALYSIS DATA SHEET

TENTATIVELY IDENTIFIED COMPOUNDS

CLIENT SAMPLE NO.

690-SB-24
(0.4'-3.5')-O

Lab Name: MITKEM LABORATORIES Contract:

Lab Code: MITKEM Case No.: J1865 Mod. Ref No.: SDG No.: SJ1865

Matrix: (SOIL/SED/WATER) SOIL Lab Sample ID: J1865-01A

Sample wt/vol: 30.1 (g/mL) G Lab File ID: S3G8902.D

Level: (TRACE or LOW/MED) LOW Extraction: (Type) SONC

% Moisture: 16 Decanted: (Y/N) N Date Received: 09/27/2010

Concentrated Extract Volume: 1000 (uL) Date Extracted: 09/29/2010

Injection Volume: 1.0 (uL) GPC Factor: 1.00 Date Analyzed: 10/05/2010

GPC Cleanup: (Y/N) N pH: Dilution Factor: 1.0

CONCENTRATION UNITS: (ug/L or ug/Kg) UG/KG

	CAS NUMBER	COMPOUND NAME	RT	EST. CONC.	Q
01	629-78-7	Heptadecane	8.870	170	NJ
02	203-64-5	4H-Cyclopenta[def]phenanthre	9.837	210	NJ
	E96679[2]	Total Alkanes	N/A		

[2]EPA-designated Registry Number.

1D - FORM I SV-1

SEMIVOLATILE ORGANICS ANALYSIS DATA SHEET

CLIENT SAMPLE NO.
690-SB-25
(8.0'-10.7')-O

Lab Name: MITKEM LABORATORIES Contract:

Lab Code: MITKEM Case No.: J1865 Mod. Ref No.: SDG No.: SJ1865

Matrix: (SOIL/SED/WATER) SOIL Lab Sample ID: J1865-02A

Sample wt/vol: 30.3 (g/mL) G Lab File ID: S3G8840.D

Level: (LOW/MED) LOW Extraction: (Type) SONC

% Moisture: 10 Decanted: (Y/N) N Date Received: 09/27/2010

Concentrated Extract Volume: 1000 (uL) Date Extracted: 09/29/2010

Injection Volume: 1.0 (uL) GPC Factor: 1.00 Date Analyzed: 10/01/2010

GPC Cleanup: (Y/N) N pH: Dilution Factor: 1.0

CAS NO.	COMPOUND	CONCENTRATION UNITS: (ug/L or ug/Kg) UG/KG	Q
108-95-2	Phenol	360	U
111-44-4	Bis(2-chloroethyl)ether	360	U
95-57-8	2-Chlorophenol	360	U
541-73-1	1,3-Dichlorobenzene	360	U
106-46-7	1,4-Dichlorobenzene	360	U
95-50-1	1,2-Dichlorobenzene	360	U
95-48-7	2-Methylphenol	360	U
108-60-1	2,2'-oxybis(1-Chloropropane)	360	U
106-44-5	4-Methylphenol	360	U
621-64-7	N-Nitroso-di-n-propylamine	360	U
67-72-1	Hexachloroethane	360	U
98-95-3	Nitrobenzene	360	U
78-59-1	Isophorone	360	U
88-75-5	2-Nitrophenol	360	U
105-67-9	2,4-Dimethylphenol	360	U
120-83-2	2,4-Dichlorophenol	360	U
120-82-1	1,2,4-Trichlorobenzene	360	U
91-20-3	Naphthalene	360	U
106-47-8	4-Chloroaniline	360	U
111-91-1	Bis(2-chloroethoxy)methane	360	U
87-68-3	Hexachlorobutadiene	360	U
59-50-7	4-Chloro-3-methylphenol	360	U
91-57-6	2-Methylnaphthalene	360	U
77-47-4	Hexachlorocyclopentadiene	360	U
88-06-2	2,4,6-Trichlorophenol	360	U
95-95-4	2,4,5-Trichlorophenol	740	U
91-58-7	2-Chloronaphthalene	360	U
88-74-4	2-Nitroaniline	740	U
131-11-3	Dimethylphthalate	360	U
208-96-8	Acenaphthylene	360	U
606-20-2	2,6-Dinitrotoluene	360	U
99-09-2	3-Nitroaniline	740	U
83-32-9	Acenaphthene	360	U
51-28-5	2,4-Dinitrophenol	740	U
100-02-7	4-Nitrophenol	740	U
132-64-9	Dibenzofuran	360	U

1E - FORM I SV-2

SEMIVOLATILE ORGANICS ANALYSIS DATA SHEET

CLIENT SAMPLE NO.
690-SB-25
(8.0'-10.7')-O

Lab Name: MITKEM LABORATORIES Contract:

Lab Code: MITKEM Case No.: J1865 Mod. Ref No.: SDG No.: SJ1865

Matrix: (SOIL/SED/WATER) SOIL Lab Sample ID: J1865-02A

Sample wt/vol: 30.3 (g/mL) G Lab File ID: S3G8840.D

Level: (LOW/MED) LOW Extraction: (Type) SONC

% Moisture: 10 Decanted: (Y/N) N Date Received: 09/27/2010

Concentrated Extract Volume: 1000 (uL) Date Extracted: 09/29/2010

Injection Volume: 1.0 (uL) GPC Factor: 1.00 Date Analyzed: 10/01/2010

GPC Cleanup: (Y/N) N pH: Dilution Factor: 1.0

CAS NO.	COMPOUND	CONCENTRATION UNITS: (ug/L or ug/Kg) UG/KG	Q
121-14-2	2,4-Dinitrotoluene	360	U
84-66-2	Diethylphthalate	360	U
7005-72-3	4-Chlorophenyl-phenylether	360	U
86-73-7	Fluorene	360	U
100-01-6	4-Nitroaniline	740	U
534-52-1	4,6-Dinitro-2-methylphenol	740	U
86-30-6	N-Nitrosodiphenylamine	360	U
101-55-3	4-Bromophenyl-phenylether	360	U
118-74-1	Hexachlorobenzene	360	U
87-86-5	Pentachlorophenol	740	U
85-01-8	Phenanthrene	360	U
120-12-7	Anthracene	360	U
86-74-8	Carbazole	360	U
84-74-2	Di-n-butylphthalate	360	U
206-44-0	Fluoranthene	360	U
129-00-0	Pyrene	360	U
85-68-7	Butylbenzylphthalate	360	U
91-94-1	3,3'-Dichlorobenzidine	360	U
56-55-3	Benzo(a)anthracene	360	U
218-01-9	Chrysene	360	U
117-81-7	Bis(2-ethylhexyl)phthalate	360	U
117-84-0	Di-n-octylphthalate	360	U
205-99-2	Benzo(b)fluoranthene	360	U
207-08-9	Benzo(k)fluoranthene	360	U
50-32-8	Benzo(a)pyrene	360	U
193-39-5	Indeno(1,2,3-cd)pyrene	360	U
53-70-3	Dibenzo(a,h)anthracene	360	U
191-24-2	Benzo(g,h,i)perylene	360	U

1K - FORM I SV-TIC

SEMIVOLATILE ORGANICS ANALYSIS DATA SHEET

TENTATIVELY IDENTIFIED COMPOUNDS

CLIENT SAMPLE NO.

690-SB-25
(8.0'-10.7')-O

Lab Name: MITKEM LABORATORIES Contract:

Lab Code: MITKEM Case No.: J1865 Mod. Ref No.: SDG No.: SJ1865

Matrix: (SOIL/SED/WATER) SOIL Lab Sample ID: J1865-02A

Sample wt/vol: 30.3 (g/mL) G Lab File ID: S3G8840.D

Level: (TRACE or LOW/MED) LOW Extraction: (Type) SONC

% Moisture: 10 Decanted: (Y/N) N Date Received: 09/27/2010

Concentrated Extract Volume: 1000 (uL) Date Extracted: 09/29/2010

Injection Volume: 1.0 (uL) GPC Factor: 1.00 Date Analyzed: 10/01/2010

GPC Cleanup: (Y/N) N pH: Dilution Factor: 1.0

CONCENTRATION UNITS: (ug/L or ug/Kg) UG/KG

CAS NUMBER	COMPOUND NAME	RT	EST. CONC.	Q
E966796[2]	Total Alkanes	N/A		

[2]EPA-designated Registry Number.

1D - FORM I SV-1

SEMIVOLATILE ORGANICS ANALYSIS DATA SHEET

CLIENT SAMPLE NO.
690-SB-27
(8.0'-10.5')-O

Lab Name: MITKEM LABORATORIES Contract:

Lab Code: MITKEM Case No.: J1865 Mod. Ref No.: SDG No.: SJ1865

Matrix: (SOIL/SED/WATER) SOIL Lab Sample ID: J1865-03A

Sample wt/vol: 30.4 (g/mL) G Lab File ID: S3G8841.D

Level: (LOW/MED) LOW Extraction: (Type) SONC

% Moisture: 11 Decanted: (Y/N) N Date Received: 09/27/2010

Concentrated Extract Volume: 1000 (uL) Date Extracted: 09/29/2010

Injection Volume: 1.0 (uL) GPC Factor: 1.00 Date Analyzed: 10/01/2010

GPC Cleanup: (Y/N) N pH: Dilution Factor: 1.0

CAS NO.	COMPOUND	CONCENTRATION UNITS: (ug/L or ug/Kg) UG/KG	Q
108-95-2	Phenol	370	U
111-44-4	Bis(2-chloroethyl)ether	370	U
95-57-8	2-Chlorophenol	370	U
541-73-1	1,3-Dichlorobenzene	370	U
106-46-7	1,4-Dichlorobenzene	370	U
95-50-1	1,2-Dichlorobenzene	370	U
95-48-7	2-Methylphenol	370	U
108-60-1	2,2'-oxybis(1-Chloropropane)	370	U
106-44-5	4-Methylphenol	370	U
621-64-7	N-Nitroso-di-n-propylamine	370	U
67-72-1	Hexachloroethane	370	U
98-95-3	Nitrobenzene	370	U
78-59-1	Isophorone	370	U
88-75-5	2-Nitrophenol	370	U
105-67-9	2,4-Dimethylphenol	370	U
120-83-2	2,4-Dichlorophenol	370	U
120-82-1	1,2,4-Trichlorobenzene	370	U
91-20-3	Naphthalene	370	U
106-47-8	4-Chloroaniline	370	U
111-91-1	Bis(2-chloroethoxy)methane	370	U
87-68-3	Hexachlorobutadiene	370	U
59-50-7	4-Chloro-3-methylphenol	370	U
91-57-6	2-Methylnaphthalene	370	U
77-47-4	Hexachlorocyclopentadiene	370	U
88-06-2	2,4,6-Trichlorophenol	370	U
95-95-4	2,4,5-Trichlorophenol	740	U
91-58-7	2-Chloronaphthalene	370	U
88-74-4	2-Nitroaniline	740	U
131-11-3	Dimethylphthalate	370	U
208-96-8	Acenaphthylene	370	U
606-20-2	2,6-Dinitrotoluene	370	U
99-09-2	3-Nitroaniline	740	U
83-32-9	Acenaphthene	370	U
51-28-5	2,4-Dinitrophenol	740	U J
100-02-7	4-Nitrophenol	740	U
132-64-9	Dibenzofuran	370	U

1E - FORM I SV-2

SEMIVOLATILE ORGANICS ANALYSIS DATA SHEET

CLIENT SAMPLE NO.

690-SB-27
(8.0'-10.5')-O

Lab Name: MITKEM LABORATORIES Contract:

Lab Code: MITKEM Case No.: J1865 Mod. Ref No.: SDG No.: SJ1865

Matrix: (SOIL/SED/WATER) SOIL Lab Sample ID: J1865-03A

Sample wt/vol: 30.4 (g/mL) G Lab File ID: S3G8841.D

Level: (LOW/MED) LOW Extraction: (Type) SONC

% Moisture: 11 Decanted: (Y/N) N Date Received: 09/27/2010

Concentrated Extract Volume: 1000 (uL) Date Extracted: 09/29/2010

Injection Volume: 1.0 (uL) GPC Factor: 1.00 Date Analyzed: 10/01/2010

GPC Cleanup: (Y/N) N pH: Dilution Factor: 1.0

CAS NO.	COMPOUND	CONCENTRATION UNITS: (ug/L or ug/Kg) UG/KG	Q
121-14-2	2,4-Dinitrotoluene	370	U
84-66-2	Diethylphthalate	370	U
7005-72-3	4-Chlorophenyl-phenylether	370	U
86-73-7	Fluorene	370	U
100-01-6	4-Nitroaniline	740	U
534-52-1	4,6-Dinitro-2-methylphenol	740	U J
86-30-6	N-Nitrosodiphenylamine	370	U
101-55-3	4-Bromophenyl-phenylether	370	U
118-74-1	Hexachlorobenzene	370	U
87-86-5	Pentachlorophenol	740	U
85-01-8	Phenanthrene	370	U
120-12-7	Anthracene	370	U
86-74-8	Carbazole	370	U
84-74-2	Di-n-butylphthalate	370	U
206-44-0	Fluoranthene	370	U
129-00-0	Pyrene	370	U
85-68-7	Butylbenzylphthalate	370	U
91-94-1	3,3'-Dichlorobenzidine	370	U
56-55-3	Benzo(a)anthracene	370	U
218-01-9	Chrysene	370	U
117-81-7	Bis(2-ethylhexyl)phthalate	450	
117-84-0	Di-n-octylphthalate	370	U
205-99-2	Benzo(b)fluoranthene	370	U
207-08-9	Benzo(k)fluoranthene	370	U
50-32-8	Benzo(a)pyrene	370	U
193-39-5	Indeno(1,2,3-cd)pyrene	370	U
53-70-3	Dibenzo(a,h)anthracene	370	U
191-24-2	Benzo(g,h,i)perylene	370	U

1K - FORM I SV-TIC

SEMIVOLATILE ORGANICS ANALYSIS DATA SHEET

TENTATIVELY IDENTIFIED COMPOUNDS

CLIENT SAMPLE NO.

690-SB-27
(8.0'-10.5')-O

Lab Name: MITKEM LABORATORIES Contract:

Lab Code: MITKEM Case No.: J1865 Mod. Ref No.: SDG No.: SJ1865

Matrix: (SOIL/SED/WATER) SOIL Lab Sample ID: J1865-03A

Sample wt/vol: 30.4 (g/mL) G Lab File ID: S3G8841.D

Level: (TRACE or LOW/MED) LOW Extraction: (Type) SONC

% Moisture: 11 Decanted: (Y/N) N Date Received: 09/27/2010

Concentrated Extract Volume: 1000 (uL) Date Extracted: 09/29/2010

Injection Volume: 1.0 (uL) GPC Factor: 1.00 Date Analyzed: 10/01/2010

GPC Cleanup: (Y/N) N pH: Dilution Factor: 1.0

CONCENTRATION UNITS: (ug/L or ug/Kg) UG/KG

CAS NUMBER	COMPOUND NAME	RT	EST. CONC.	Q
E96679€ [2]	Total Alkanes	N/A		

[2] EPA-designated Registry Number.

1D - FORM I SV-1

SEMIVOLATILE ORGANICS ANALYSIS DATA SHEET

CLIENT SAMPLE NO.
690-SB-58
(4.0'-7.3')-O

Lab Name: MITKEM LABORATORIES Contract:

Lab Code: MITKEM Case No.: J1865 Mod. Ref No.: SDG No.: SJ1865

Matrix: (SOIL/SED/WATER) SOIL Lab Sample ID: J1865-04A

Sample wt/vol: 30.3 (g/mL) G Lab File ID: S3G8844.D

Level: (LOW/MED) LOW Extraction: (Type) SONC

% Moisture: 9.0 Decanted: (Y/N) N Date Received: 09/27/2010

Concentrated Extract Volume: 1000 (uL) Date Extracted: 09/29/2010

Injection Volume: 1.0 (uL) GPC Factor: 1.00 Date Analyzed: 10/01/2010

GPC Cleanup: (Y/N) N pH: Dilution Factor: 1.0

CAS NO.	COMPOUND	CONCENTRATION UNITS: (ug/L or ug/Kg) UG/KG	Q
108-95-2	Phenol	360	U
111-44-4	Bis(2-chloroethyl)ether	360	U
95-57-8	2-Chlorophenol	360	U
541-73-1	1,3-Dichlorobenzene	360	U
106-46-7	1,4-Dichlorobenzene	360	U
95-50-1	1,2-Dichlorobenzene	360	U
95-48-7	2-Methylphenol	360	U
108-60-1	2,2'-oxybis(1-Chloropropane)	360	U
106-44-5	4-Methylphenol	360	U
621-64-7	N-Nitroso-di-n-propylamine	360	U
67-72-1	Hexachloroethane	360	U
98-95-3	Nitrobenzene	360	U
78-59-1	Isophorone	360	U
88-75-5	2-Nitrophenol	360	U
105-67-9	2,4-Dimethylphenol	360	U
120-83-2	2,4-Dichlorophenol	360	U
120-82-1	1,2,4-Trichlorobenzene	360	U
91-20-3	Naphthalene	360	U
106-47-8	4-Chloroaniline	360	U
111-91-1	Bis(2-chloroethoxy)methane	360	U
87-68-3	Hexachlorobutadiene	360	U
59-50-7	4-Chloro-3-methylphenol	360	U
91-57-6	2-Methylnaphthalene	360	U
77-47-4	Hexachlorocyclopentadiene	360	U
88-06-2	2,4,6-Trichlorophenol	360	U
95-95-4	2,4,5-Trichlorophenol	730	U
91-58-7	2-Chloronaphthalene	360	U
88-74-4	2-Nitroaniline	730	U
131-11-3	Dimethylphthalate	360	U
208-96-8	Acenaphthylene	360	U
606-20-2	2,6-Dinitrotoluene	360	U
99-09-2	3-Nitroaniline	730	U
83-32-9	Acenaphthene	360	U
51-28-5	2,4-Dinitrophenol	730	U
100-02-7	4-Nitrophenol	730	U
132-64-9	Dibenzofuran	360	U

1E - FORM I SV-2

SEMIVOLATILE ORGANICS ANALYSIS DATA SHEET

CLIENT SAMPLE NO.

690-SB-58
(4.0'-7.3')-O

Lab Name: MITKEM LABORATORIES Contract:

Lab Code: MITKEM Case No.: J1865 Mod. Ref No.: SDG No.: SJ1865

Matrix: (SOIL/SED/WATER) SOIL Lab Sample ID: J1865-04A

Sample wt/vol: 30.3 (g/mL) G Lab File ID: S3G8844.D

Level: (LOW/MED) LOW Extraction: (Type) SONC

% Moisture: 9.0 Decanted: (Y/N) N Date Received: 09/27/2010

Concentrated Extract Volume: 1000 (uL) Date Extracted: 09/29/2010

Injection Volume: 1.0 (uL) GPC Factor: 1.00 Date Analyzed: 10/01/2010

GPC Cleanup: (Y/N) N pH: Dilution Factor: 1.0

CAS NO.	COMPOUND	CONCENTRATION UNITS: (ug/L or ug/Kg) UG/KG	Q
121-14-2	2,4-Dinitrotoluene	360	U
84-66-2	Diethylphthalate	360	U
7005-72-3	4-Chlorophenyl-phenylether	360	U
86-73-7	Fluorene	360	U
100-01-6	4-Nitroaniline	730	U
534-52-1	4,6-Dinitro-2-methylphenol	730	U
86-30-6	N-Nitrosodiphenylamine	360	U
101-55-3	4-Bromophenyl-phenylether	360	U
118-74-1	Hexachlorobenzene	360	U
87-86-5	Pentachlorophenol	730	U
85-01-8	Phenanthrene	360	U
120-12-7	Anthracene	360	U
86-74-8	Carbazole	360	U
84-74-2	Di-n-butylphthalate	360	U
206-44-0	Fluoranthene	360	U
129-00-0	Pyrene	360	U
85-68-7	Butylbenzylphthalate	360	U
91-94-1	3,3'-Dichlorobenzidine	360	U
56-55-3	Benzo(a)anthracene	360	U
218-01-9	Chrysene	360	U
117-81-7	Bis(2-ethylhexyl)phthalate	360	U
117-84-0	Di-n-octylphthalate	360	U
205-99-2	Benzo(b)fluoranthene	360	U
207-08-9	Benzo(k)fluoranthene	360	U
50-32-8	Benzo(a)pyrene	360	U
193-39-5	Indeno(1,2,3-cd)pyrene	360	U
53-70-3	Dibenzo(a,h)anthracene	360	U
191-24-2	Benzo(g,h,i)perylene	360	U

1K - FORM I SV-TIC

SEMIVOLATILE ORGANICS ANALYSIS DATA SHEET

TENTATIVELY IDENTIFIED COMPOUNDS

CLIENT SAMPLE NO.

690-SB-58
(4.0'-7.3')-O

Lab Name: MITKEM LABORATORIES Contract:

Lab Code: MITKEM Case No.: J1865 Mod. Ref No.: SDG No.: SJ1865

Matrix: (SOIL/SED/WATER) SOIL Lab Sample ID: J1865-04A

Sample wt/vol: 30.3 (g/mL) G Lab File ID: S3G8844.D

Level: (TRACE or LOW/MED) LOW Extraction: (Type) SONC

% Moisture: 9.0 Decanted: (Y/N) N Date Received: 09/27/2010

Concentrated Extract Volume: 1000 (uL) Date Extracted: 09/29/2010

Injection Volume: 1.0 (uL) GPC Factor: 1.00 Date Analyzed: 10/01/2010

GPC Cleanup: (Y/N) N pH: Dilution Factor: 1.0

CONCENTRATION UNITS: (ug/L or ug/Kg) UG/KG

CAS NUMBER	COMPOUND NAME	RT	EST. CONC.	Q
E96679€[2]	Total Alkanes	N/A		

[2]EPA-designated Registry Number.

1D - FORM I SV-1

SEMIVOLATILE ORGANICS ANALYSIS DATA SHEET

CLIENT SAMPLE NO.

690-SB-90

Lab Name: MITKEM LABORATORIES Contract:

Lab Code: MITKEM Case No.: J1865 Mod. Ref No.: SDG No.: SJ1865

Matrix: (SOIL/SED/WATER) SOIL Lab Sample ID: J1865-06A

Sample wt/vol: 30.5 (g/mL) G Lab File ID: S3G8898.D

Level: (LOW/MED) LOW Extraction: (Type) SONC

% Moisture: 17 Decanted: (Y/N) N Date Received: 09/27/2010

Concentrated Extract Volume: 1000 (uL) Date Extracted: 09/29/2010

Injection Volume: 1.0 (uL) GPC Factor: 1.00 Date Analyzed: 10/05/2010

GPC Cleanup: (Y/N) N pH: Dilution Factor: 1.0

CAS NO.	COMPOUND	CONCENTRATION UNITS: (ug/L or ug/Kg) UG/KG	Q
108-95-2	Phenol	390	U
111-44-4	Bis(2-chloroethyl)ether	390	U
95-57-8	2-Chlorophenol	390	U
541-73-1	1,3-Dichlorobenzene	390	U
106-46-7	1,4-Dichlorobenzene	390	U
95-50-1	1,2-Dichlorobenzene	390	U
95-48-7	2-Methylphenol	390	U
108-60-1	2,2'-oxybis(1-Chloropropane)	390	U
106-44-5	4-Methylphenol	390	U
621-64-7	N-Nitroso-di-n-propylamine	390	U
67-72-1	Hexachloroethane	390	U
98-95-3	Nitrobenzene	390	U
78-59-1	Isophorone	390	U
88-75-5	2-Nitrophenol	390	U
105-67-9	2,4-Dimethylphenol	390	U
120-83-2	2,4-Dichlorophenol	390	U
120-82-1	1,2,4-Trichlorobenzene	390	U
91-20-3	Naphthalene	390	U
106-47-8	4-Chloroaniline	390	U
111-91-1	Bis(2-chloroethoxy)methane	390	U
87-68-3	Hexachlorobutadiene	390	U
59-50-7	4-Chloro-3-methylphenol	390	U
91-57-6	2-Methylnaphthalene	390	U
77-47-4	Hexachlorocyclopentadiene	390	U
88-06-2	2,4,6-Trichlorophenol	390	U
95-95-4	2,4,5-Trichlorophenol	790	U
91-58-7	2-Chloronaphthalene	390	U
88-74-4	2-Nitroaniline	790	U
131-11-3	Dimethylphthalate	390	U
208-96-8	Acenaphthylene	390	U
606-20-2	2,6-Dinitrotoluene	390	U
99-09-2	3-Nitroaniline	790	U
83-32-9	Acenaphthene	92	J
51-28-5	2,4-Dinitrophenol	790	U
100-02-7	4-Nitrophenol	790	U
132-64-9	Dibenzofuran	78	J

1E - FORM I SV-2

SEMIVOLATILE ORGANICS ANALYSIS DATA SHEET

CLIENT SAMPLE NO.
690-SB-90

Lab Name: MITKEM LABORATORIES Contract:

Lab Code: MITKEM Case No.: J1865 Mod. Ref No.: SDG No.: SJ1865

Matrix: (SOIL/SED/WATER) SOIL Lab Sample ID: J1865-06A

Sample wt/vol: 30.5 (g/mL) G Lab File ID: S3G8898.D

Level: (LOW/MED) LOW Extraction: (Type) SONC

% Moisture: 17 Decanted: (Y/N) N Date Received: 09/27/2010

Concentrated Extract Volume: 1000 (uL) Date Extracted: 09/29/2010

Injection Volume: 1.0 (uL) GPC Factor: 1.00 Date Analyzed: 10/05/2010

GPC Cleanup: (Y/N) N pH: Dilution Factor: 1.0

CAS NO.	COMPOUND	CONCENTRATION UNITS: (ug/L or ug/Kg) UG/KG	Q
121-14-2	2,4-Dinitrotoluene	390	U
84-66-2	Diethylphthalate	390	U
7005-72-3	4-Chlorophenyl-phenylether	390	U
86-73-7	Fluorene	80	J
100-01-6	4-Nitroaniline	790	U
534-52-1	4,6-Dinitro-2-methylphenol	790	U
86-30-6	N-Nitrosodiphenylamine	390	U
101-55-3	4-Bromophenyl-phenylether	390	U
118-74-1	Hexachlorobenzene	390	U
87-86-5	Pentachlorophenol	790	U
85-01-8	Phenanthrene	1300	
120-12-7	Anthracene	300	J
86-74-8	Carbazole	52	J
84-74-2	Di-n-butylphthalate	390	U
206-44-0	Fluoranthene	1300	
129-00-0	Pyrene	1200	
85-68-7	Butylbenzylphthalate	390	U
91-94-1	3,3'-Dichlorobenzidine	390	U
56-55-3	Benzo(a)anthracene	530	
218-01-9	Chrysene	540	
117-81-7	Bis(2-ethylhexyl)phthalate	780	
117-84-0	Di-n-octylphthalate	390	U
205-99-2	Benzo(b)fluoranthene	560	
207-08-9	Benzo(k)fluoranthene	280	J
50-32-8	Benzo(a)pyrene	430	
193-39-5	Indeno(1,2,3-cd)pyrene	270	J
53-70-3	Dibenzo(a,h)anthracene	67	J
191-24-2	Benzo(g,h,i)perylene	280	J

1K - FORM I SV-TIC

SEMIVOLATILE ORGANICS ANALYSIS DATA SHEET

TENTATIVELY IDENTIFIED COMPOUNDS

CLIENT SAMPLE NO.

690-SB-90

Lab Name: MITKEM LABORATORIES Contract:

Lab Code: MITKEM Case No.: J1865 Mod. Ref No.: SDG No.: SJ1865

Matrix: (SOIL/SED/WATER) SOIL Lab Sample ID: J1865-06A

Sample wt/vol: 30.5 (g/mL) G Lab File ID: S3G8898.D

Level: (TRACE or LOW/MED) LOW Extraction: (Type) SONC

% Moisture: 17 Decanted: (Y/N) N Date Received: 09/27/2010

Concentrated Extract Volume: 1000 (uL) Date Extracted: 09/29/2010

Injection Volume: 1.0 (uL) GPC Factor: 1.00 Date Analyzed: 10/05/2010

GPC Cleanup: (Y/N) N pH: Dilution Factor: 1.0

CONCENTRATION UNITS: (ug/L or ug/Kg) UG/KG

	CAS NUMBER	COMPOUND NAME	RT	EST. CONC.	Q
01	1921-70-6	Pentadecane, 2,6,10,14-tetra	8.862	170	NJ
02	613-12-7	Anthracene, 2-methyl-	9.744	200	NJ
03	203-64-5	4H-Cyclopenta[def]phenanthre	9.813	210	NJ
04	192-97-2	Benzo[e]pyrene	12.575	290	NJ
	E96679[2]	Total Alkanes	N/A		

[2]EPA-designated Registry Number.

1D - FORM I SV-1

SEMIVOLATILE ORGANICS ANALYSIS DATA SHEET

CLIENT SAMPLE NO.
690-SB-97
(3.0'-4.1')-O

Lab Name: MITKEM LABORATORIES Contract:

Lab Code: MITKEM Case No.: J1865 Mod. Ref No.: SDG No.: SJ1865

Matrix: (SOIL/SED/WATER) SOIL Lab Sample ID: J1865-07A

Sample wt/vol: 30.5 (g/mL) G Lab File ID: S3G8901.D

Level: (LOW/MED) LOW Extraction: (Type) SONC

% Moisture: 10 Decanted: (Y/N) N Date Received: 09/27/2010

Concentrated Extract Volume: 1000 (uL) Date Extracted: 09/29/2010

Injection Volume: 1.0 (uL) GPC Factor: 1.00 Date Analyzed: 10/05/2010

GPC Cleanup: (Y/N) N pH: Dilution Factor: 1.0

CAS NO.	COMPOUND	CONCENTRATION UNITS: (ug/L or ug/Kg) UG/KG	Q
108-95-2	Phenol	360	U
111-44-4	Bis(2-chloroethyl)ether	360	U
95-57-8	2-Chlorophenol	360	U
541-73-1	1,3-Dichlorobenzene	360	U
106-46-7	1,4-Dichlorobenzene	360	U
95-50-1	1,2-Dichlorobenzene	360	U
95-48-7	2-Methylphenol	360	U
108-60-1	2,2'-oxybis(1-Chloropropane)	360	U
106-44-5	4-Methylphenol	360	U
621-64-7	N-Nitroso-di-n-propylamine	360	U
67-72-1	Hexachloroethane	360	U
98-95-3	Nitrobenzene	360	U
78-59-1	Isophorone	360	U
88-75-5	2-Nitrophenol	360	U
105-67-9	2,4-Dimethylphenol	360	U
120-83-2	2,4-Dichlorophenol	360	U
120-82-1	1,2,4-Trichlorobenzene	360	U
91-20-3	Naphthalene	360	U
106-47-8	4-Chloroaniline	360	U
111-91-1	Bis(2-chloroethoxy)methane	360	U
87-68-3	Hexachlorobutadiene	360	U
59-50-7	4-Chloro-3-methylphenol	360	U
91-57-6	2-Methylnaphthalene	360	U
77-47-4	Hexachlorocyclopentadiene	360	U
88-06-2	2,4,6-Trichlorophenol	360	U
95-95-4	2,4,5-Trichlorophenol	730	U
91-58-7	2-Chloronaphthalene	360	U
88-74-4	2-Nitroaniline	730	U
131-11-3	Dimethylphthalate	360	U
208-96-8	Acenaphthylene	360	U
606-20-2	2,6-Dinitrotoluene	360	U
99-09-2	3-Nitroaniline	730	U
83-32-9	Acenaphthene	360	U
51-28-5	2,4-Dinitrophenol	730	U
100-02-7	4-Nitrophenol	730	U
132-64-9	Dibenzofuran	360	U

1E - FORM I SV-2

SEMIVOLATILE ORGANICS ANALYSIS DATA SHEET

CLIENT SAMPLE NO.

690-SB-97
(3.0'-4.1')-O

Lab Name: MITKEM LABORATORIES Contract:

Lab Code: MITKEM Case No.: J1865 Mod. Ref No.: SDG No.: SJ1865

Matrix: (SOIL/SED/WATER) SOIL Lab Sample ID: J1865-07A

Sample wt/vol: 30.5 (g/mL) G Lab File ID: S3G8901.D

Level: (LOW/MED) LOW Extraction: (Type) SONC

% Moisture: 10 Decanted: (Y/N) N Date Received: 09/27/2010

Concentrated Extract Volume: 1000 (uL) Date Extracted: 09/29/2010

Injection Volume: 1.0 (uL) GPC Factor: 1.00 Date Analyzed: 10/05/2010

GPC Cleanup: (Y/N) N pH: Dilution Factor: 1.0

CAS NO.	COMPOUND	CONCENTRATION UNITS: (ug/L or ug/Kg) UG/KG	Q
121-14-2	2,4-Dinitrotoluene	360	U
84-66-2	Diethylphthalate	360	U
7005-72-3	4-Chlorophenyl-phenylether	360	U
86-73-7	Fluorene	360	U
100-01-6	4-Nitroaniline	730	U
534-52-1	4,6-Dinitro-2-methylphenol	730	U
86-30-6	N-Nitrosodiphenylamine	360	U
101-55-3	4-Bromophenyl-phenylether	360	U
118-74-1	Hexachlorobenzene	360	U
87-86-5	Pentachlorophenol	730	U
85-01-8	Phenanthrene	360	U
120-12-7	Anthracene	360	U
86-74-8	Carbazole	360	U
84-74-2	Di-n-butylphthalate	360	U
206-44-0	Fluoranthene	360	J
129-00-0	Pyrene	260	J
85-68-7	Butylbenzylphthalate	360	U
91-94-1	3,3´-Dichlorobenzidine	360	U
56-55-3	Benzo(a)anthracene	150	J
218-01-9	Chrysene	180	J
117-81-7	Bis(2-ethylhexyl)phthalate	200	J
117-84-0	Di-n-octylphthalate	360	U
205-99-2	Benzo(b)fluoranthene	210	J
207-08-9	Benzo(k)fluoranthene	98	J
50-32-8	Benzo(a)pyrene	160	J
193-39-5	Indeno(1,2,3-cd)pyrene	100	J
53-70-3	Dibenzo(a,h)anthracene	360	U
191-24-2	Benzo(g,h,i)perylene	110	J

1K - FORM I SV-TIC

SEMIVOLATILE ORGANICS ANALYSIS DATA SHEET

TENTATIVELY IDENTIFIED COMPOUNDS

CLIENT SAMPLE NO.

690-SB-97
(3.0'-4.1')-O

Lab Name: MITKEM LABORATORIES Contract:

Lab Code: MITKEM Case No.: J1865 Mod. Ref No.: SDG No.: SJ1865

Matrix: (SOIL/SED/WATER) SOIL Lab Sample ID: J1865-07A

Sample wt/vol: 30.5 (g/mL) G Lab File ID: S3G8901.D

Level: (TRACE or LOW/MED) LOW Extraction: (Type) SONC

% Moisture: 10 Decanted: (Y/N) N Date Received: 09/27/2010

Concentrated Extract Volume: 1000 (uL) Date Extracted: 09/29/2010

Injection Volume: 1.0 (uL) GPC Factor: 1.00 Date Analyzed: 10/05/2010

GPC Cleanup: (Y/N) N pH: Dilution Factor: 1.0

CONCENTRATION UNITS: (ug/L or ug/Kg) UG/KG

	CAS NUMBER	COMPOUND NAME	RT	EST. CONC.	Q
01	17301-23-4	Undecane, 2,6-dimethyl-	6.623	760	NJ
02		Unknown-01	6.960	580	J
03	629-50-5	Tridecane	7.109	720	NJ
04		Unknown-02	7.157	360	J
05		Unknown-03	7.435	310	J
06		Unknown-04	7.489	410	J
07	80655-44-3	Decahydro-4,4,8,9,10-pentame	7.579	500	NJ
08	629-59-4	Tetradecane	7.606	760	NJ
09		Unknown-05	7.846	850	J
10		Unknown-06	7.884	530	J
11		Unknown-07	7.985	820	J
12		Unknown-08	8.023	1400	J
13	629-62-9	Pentadecane	8.060	700	NJ
14		Unknown-09	8.135	430	J
15		Unknown-10	8.242	660	J
16		Unknown-11	8.333	320	J
17		Unknown-12	8.413	310	J
18		Unknown-13	8.445	1100	J
19	1516-94-5	4,4'-Ethylenebis(2,6-di-tert	12.131	280	NJ
20		Unknown-14	13.381	260	J
	E966796[2]	Total Alkanes	N/A		

[2] EPA-designated Registry Number.

1D - FORM I SV-1

SEMIVOLATILE ORGANICS ANALYSIS DATA SHEET

CLIENT SAMPLE NO.

690-SB-63
(4.0'-6.3')-O

Lab Name: MITKEM LABORATORIES Contract:

Lab Code: MITKEM Case No.: J1865 Mod. Ref No.: SDG No.: SJ1865

Matrix: (SOIL/SED/WATER) SOIL Lab Sample ID: J1865-09A

Sample wt/vol: 30.2 (g/mL) G Lab File ID: S3G8845.D

Level: (LOW/MED) LOW Extraction: (Type) SONC

% Moisture: 10 Decanted: (Y/N) N Date Received: 09/27/2010

Concentrated Extract Volume: 1000 (uL) Date Extracted: 09/29/2010

Injection Volume: 1.0 (uL) GPC Factor: 1.00 Date Analyzed: 10/01/2010

GPC Cleanup: (Y/N) N pH: Dilution Factor: 1.0

CAS NO.	COMPOUND	CONCENTRATION UNITS: (ug/L or ug/Kg) UG/KG	Q
108-95-2	Phenol	360	U
111-44-4	Bis(2-chloroethyl)ether	360	U
95-57-8	2-Chlorophenol	360	U
541-73-1	1,3-Dichlorobenzene	360	U
106-46-7	1,4-Dichlorobenzene	360	U
95-50-1	1,2-Dichlorobenzene	360	U
95-48-7	2-Methylphenol	360	U
108-60-1	2,2'-oxybis(1-Chloropropane)	360	U
106-44-5	4-Methylphenol	360	U
621-64-7	N-Nitroso-di-n-propylamine	360	U
67-72-1	Hexachloroethane	360	U
98-95-3	Nitrobenzene	360	U
78-59-1	Isophorone	360	U
88-75-5	2-Nitrophenol	360	U
105-67-9	2,4-Dimethylphenol	360	U
120-83-2	2,4-Dichlorophenol	360	U
120-82-1	1,2,4-Trichlorobenzene	360	U
91-20-3	Naphthalene	46	J
106-47-8	4-Chloroaniline	360	U
111-91-1	Bis(2-chloroethoxy)methane	360	U
87-68-3	Hexachlorobutadiene	360	U
59-50-7	4-Chloro-3-methylphenol	360	U
91-57-6	2-Methylnaphthalene	360	U
77-47-4	Hexachlorocyclopentadiene	360	U
88-06-2	2,4,6-Trichlorophenol	360	U
95-95-4	2,4,5-Trichlorophenol	740	U
91-58-7	2-Chloronaphthalene	360	U
88-74-4	2-Nitroaniline	740	U
131-11-3	Dimethylphthalate	360	U
208-96-8	Acenaphthylene	360	U
606-20-2	2,6-Dinitrotoluene	360	U
99-09-2	3-Nitroaniline	740	U
83-32-9	Acenaphthene	47	J
51-28-5	2,4-Dinitrophenol	740	U
100-02-7	4-Nitrophenol	740	U
132-64-9	Dibenzofuran	78	J

1E - FORM I SV-2

SEMIVOLATILE ORGANICS ANALYSIS DATA SHEET

CLIENT SAMPLE NO.

690-SB-63
(4.0'-6.3')-O

Lab Name: MITKEM LABORATORIES Contract:

Lab Code: MITKEM Case No.: J1865 Mod. Ref No.: SDG No.: SJ1865

Matrix: (SOIL/SED/WATER) SOIL Lab Sample ID: J1865-09A

Sample wt/vol: 30.2 (g/mL) G Lab File ID: S3G8845.D

Level: (LOW/MED) LOW Extraction: (Type) SONC

% Moisture: 10 Decanted: (Y/N) N Date Received: 09/27/2010

Concentrated Extract Volume: 1000 (uL) Date Extracted: 09/29/2010

Injection Volume: 1.0 (uL) GPC Factor: 1.00 Date Analyzed: 10/01/2010

GPC Cleanup: (Y/N) N pH: Dilution Factor: 1.0

CAS NO.	COMPOUND	CONCENTRATION UNITS: (ug/L or ug/Kg) UG/KG	Q
121-14-2	2,4-Dinitrotoluene	360	U
84-66-2	Diethylphthalate	360	U
7005-72-3	4-Chlorophenyl-phenylether	360	U
86-73-7	Fluorene	73	J
100-01-6	4-Nitroaniline	740	U
534-52-1	4,6-Dinitro-2-methylphenol	740	U
86-30-6	N-Nitrosodiphenylamine	360	U
101-55-3	4-Bromophenyl-phenylether	360	U
118-74-1	Hexachlorobenzene	360	U
87-86-5	Pentachlorophenol	740	U
85-01-8	Phenanthrene	1200	
120-12-7	Anthracene	180	J
86-74-8	Carbazole	120	J
84-74-2	Di-n-butylphthalate	360	U
206-44-0	Fluoranthene	1000	
129-00-0	Pyrene	740	
85-68-7	Butylbenzylphthalate	360	U
91-94-1	3,3'-Dichlorobenzidine	360	U
56-55-3	Benzo(a)anthracene	400	
218-01-9	Chrysene	410	
117-81-7	Bis(2-ethylhexyl)phthalate	110	J
117-84-0	Di-n-octylphthalate	360	U
205-99-2	Benzo(b)fluoranthene	450	
207-08-9	Benzo(k)fluoranthene	270	J
50-32-8	Benzo(a)pyrene	280	J
193-39-5	Indeno(1,2,3-cd)pyrene	190	J
53-70-3	Dibenzo(a,h)anthracene	64	J
191-24-2	Benzo(g,h,i)perylene	210	J

1K - FORM I SV-TIC

SEMIVOLATILE ORGANICS ANALYSIS DATA SHEET

TENTATIVELY IDENTIFIED COMPOUNDS

CLIENT SAMPLE NO.

690-SB-63
(4.0'-6.3')-O

Lab Name: MITKEM LABORATORIES Contract:

Lab Code: MITKEM Case No.: J1865 Mod. Ref No.: SDG No.: SJ1865

Matrix: (SOIL/SED/WATER) SOIL Lab Sample ID: J1865-09A

Sample wt/vol: 30.2 (g/mL) G Lab File ID: S3G8845.D

Level: (TRACE or LOW/MED) LOW Extraction: (Type) SONC

% Moisture: 10 Decanted: (Y/N) N Date Received: 09/27/2010

Concentrated Extract Volume: 1000 (uL) Date Extracted: 09/29/2010

Injection Volume: 1.0 (uL) GPC Factor: 1.00 Date Analyzed: 10/01/2010

GPC Cleanup: (Y/N) N pH: Dilution Factor: 1.0

CONCENTRATION UNITS: (ug/L or ug/Kg) UG/KG

	CAS NUMBER	COMPOUND NAME	RT	EST. CONC.	Q
01	486-25-9	9H-Fluoren-9-one	9.305	160	NJ
02	613-12-7	Anthracene, 2-methyl-	9.908	160	NJ
03	479-79-8	11H-Benzo[a]fluoren-11-one	11.548	170	NJ
04	198-55-0	Perylene	12.814	240	NJ
	E96679€ [2]	Total Alkanes	N/A		

[2] EPA-designated Registry Number.

1D - FORM I SV-1

SEMIVOLATILE ORGANICS ANALYSIS DATA SHEET

CLIENT SAMPLE NO.
690-SB-63
(4.0'-6.3')-D

Lab Name: MITKEM LABORATORIES Contract:

Lab Code: MITKEM Case No.: J1865 Mod. Ref No.: SDG No.: SJ1865

Matrix: (SOIL/SED/WATER) SOIL Lab Sample ID: J1865-10A

Sample wt/vol: 30.1 (g/mL) G Lab File ID: S3G8891.D

Level: (LOW/MED) LOW Extraction: (Type) SONC

% Moisture: 9.0 Decanted: (Y/N) N Date Received: 09/27/2010

Concentrated Extract Volume: 1000 (uL) Date Extracted: 09/29/2010

Injection Volume: 1.0 (uL) GPC Factor: 1.00 Date Analyzed: 10/04/2010

GPC Cleanup: (Y/N) N pH: Dilution Factor: 1.0

CAS NO.	COMPOUND	CONCENTRATION UNITS: (ug/L or ug/Kg) UG/KG	Q
108-95-2	Phenol	360	U
111-44-4	Bis(2-chloroethyl)ether	360	U
95-57-8	2-Chlorophenol	360	U
541-73-1	1,3-Dichlorobenzene	360	U
106-46-7	1,4-Dichlorobenzene	360	U
95-50-1	1,2-Dichlorobenzene	360	U
95-48-7	2-Methylphenol	360	U
108-60-1	2,2'-oxybis(1-Chloropropane)	360	U
106-44-5	4-Methylphenol	360	U
621-64-7	N-Nitroso-di-n-propylamine	360	U
67-72-1	Hexachloroethane	360	U
98-95-3	Nitrobenzene	360	U
78-59-1	Isophorone	360	U
88-75-5	2-Nitrophenol	360	U
105-67-9	2,4-Dimethylphenol	360	U
120-83-2	2,4-Dichlorophenol	360	U
120-82-1	1,2,4-Trichlorobenzene	360	U
91-20-3	Naphthalene	360	U
106-47-8	4-Chloroaniline	360	U
111-91-1	Bis(2-chloroethoxy)methane	360	U
87-68-3	Hexachlorobutadiene	360	U
59-50-7	4-Chloro-3-methylphenol	360	U
91-57-6	2-Methylnaphthalene	360	U
77-47-4	Hexachlorocyclopentadiene	360	U
88-06-2	2,4,6-Trichlorophenol	360	U
95-95-4	2,4,5-Trichlorophenol	730	U
91-58-7	2-Chloronaphthalene	360	U
88-74-4	2-Nitroaniline	730	U
131-11-3	Dimethylphthalate	360	U
208-96-8	Acenaphthylene	360	U
606-20-2	2,6-Dinitrotoluene	360	U
99-09-2	3-Nitroaniline	730	U
83-32-9	Acenaphthene	360	U
51-28-5	2,4-Dinitrophenol	730	U
100-02-7	4-Nitrophenol	730	U
132-64-9	Dibenzofuran	360	U

1E - FORM I SV-2

SEMIVOLATILE ORGANICS ANALYSIS DATA SHEET

CLIENT SAMPLE NO.

690-SB-63
(4.0'-6.3')-D

Lab Name: MITKEM LABORATORIES Contract:

Lab Code: MITKEM Case No.: J1865 Mod. Ref No.: SDG No.: SJ1865

Matrix: (SOIL/SED/WATER) SOIL Lab Sample ID: J1865-10A

Sample wt/vol: 30.1 (g/mL) G Lab File ID: S3G8891.D

Level: (LOW/MED) LOW Extraction: (Type) SONC

% Moisture: 9.0 Decanted: (Y/N) N Date Received: 09/27/2010

Concentrated Extract Volume: 1000 (uL) Date Extracted: 09/29/2010

Injection Volume: 1.0 (uL) GPC Factor: 1.00 Date Analyzed: 10/04/2010

GPC Cleanup: (Y/N) N pH: Dilution Factor: 1.0

CAS NO.	COMPOUND	CONCENTRATION UNITS: (ug/L or ug/Kg) UG/KG	Q
121-14-2	2,4-Dinitrotoluene	360	U
84-66-2	Diethylphthalate	360	U
7005-72-3	4-Chlorophenyl-phenylether	360	U
86-73-7	Fluorene	360	U
100-01-6	4-Nitroaniline	730	U
534-52-1	4,6-Dinitro-2-methylphenol	730	U
86-30-6	N-Nitrosodiphenylamine	360	U
101-55-3	4-Bromophenyl-phenylether	360	U
118-74-1	Hexachlorobenzene	360	U
87-86-5	Pentachlorophenol	730	U
85-01-8	Phenanthrene	360	U
120-12-7	Anthracene	360	U
86-74-8	Carbazole	360	U
84-74-2	Di-n-butylphthalate	360	U
206-44-0	Fluoranthene	360	U
129-00-0	Pyrene	360	U
85-68-7	Butylbenzylphthalate	360	U
91-94-1	3,3´-Dichlorobenzidine	360	U
56-55-3	Benzo(a)anthracene	360	U
218-01-9	Chrysene	360	U
117-81-7	Bis(2-ethylhexyl)phthalate	360	U
117-84-0	Di-n-octylphthalate	360	U
205-99-2	Benzo(b)fluoranthene	360	U
207-08-9	Benzo(k)fluoranthene	360	U
50-32-8	Benzo(a)pyrene	360	U
193-39-5	Indeno(1,2,3-cd)pyrene	360	U
53-70-3	Dibenzo(a,h)anthracene	360	U
191-24-2	Benzo(g,h,i)perylene	360	U

1K - FORM I SV-TIC

SEMIVOLATILE ORGANICS ANALYSIS DATA SHEET

TENTATIVELY IDENTIFIED COMPOUNDS

CLIENT SAMPLE NO.

690-SB-63
(4.0'-6.3')-D

Lab Name: MITKEM LABORATORIES Contract:

Lab Code: MITKEM Case No.: J1865 Mod. Ref No.: SDG No.: SJ1865

Matrix: (SOIL/SED/WATER) SOIL Lab Sample ID: J1865-10A

Sample wt/vol: 30.1 (g/mL) G Lab File ID: S3G8891.D

Level: (TRACE or LOW/MED) LOW Extraction: (Type) SONC

% Moisture: 9.0 Decanted: (Y/N) N Date Received: 09/27/2010

Concentrated Extract Volume: 1000 (uL) Date Extracted: 09/29/2010

Injection Volume: 1.0 (uL) GPC Factor: 1.00 Date Analyzed: 10/04/2010

GPC Cleanup: (Y/N) N pH: Dilution Factor: 1.0

CONCENTRATION UNITS: (ug/L or ug/Kg) UG/KG

	CAS NUMBER	COMPOUND NAME	RT	EST. CONC.	Q
01	1120-21-4	Undecane	5.882	160	NJ
02	629-59-4	Tetradecane	7.597	150	NJ
03	629-62-9	Pentadecane	8.051	170	NJ
04	544-76-3	Hexadecane	8.468	180	NJ
05	629-78-7	Heptadecane	8.863	210	NJ
06	593-45-3	Octadecane	9.232	190	NJ
07	629-92-5	Nonadecane	9.579	190	NJ
08	112-95-8	Eicosane	9.916	180	NJ
09	629-94-7	Heneicosane	10.236	170	NJ
10	629-97-0	Docosane	10.541	150	NJ
11	638-67-5	Tricosane	10.835	150	NJ
	E966796[2]	Total Alkanes	N/A		

[2] EPA-designated Registry Number.

1D - FORM I SV-1

SEMIVOLATILE ORGANICS ANALYSIS DATA SHEET

CLIENT SAMPLE NO.
690-SB-59
(0.4'-4.0')-O

Lab Name: MITKEM LABORATORIES Contract:

Lab Code: MITKEM Case No.: J1865 Mod. Ref No.: SDG No.: SJ1865

Matrix: (SOIL/SED/WATER) SOIL Lab Sample ID: J1865-11A

Sample wt/vol: 30.4 (g/mL) G Lab File ID: S3G8846.D

Level: (LOW/MED) LOW Extraction: (Type) SONC

% Moisture: 10 Decanted: (Y/N) N Date Received: 09/27/2010

Concentrated Extract Volume: 1000 (uL) Date Extracted: 09/29/2010

Injection Volume: 1.0 (uL) GPC Factor: 1.00 Date Analyzed: 10/01/2010

GPC Cleanup: (Y/N) N pH: Dilution Factor: 1.0

CAS NO.	COMPOUND	CONCENTRATION UNITS: (ug/L or ug/Kg) UG/KG	Q
108-95-2	Phenol	360	U
111-44-4	Bis(2-chloroethyl)ether	360	U
95-57-8	2-Chlorophenol	360	U
541-73-1	1,3-Dichlorobenzene	360	U
106-46-7	1,4-Dichlorobenzene	360	U
95-50-1	1,2-Dichlorobenzene	360	U
95-48-7	2-Methylphenol	360	U
108-60-1	2,2'-oxybis(1-Chloropropane)	360	U
106-44-5	4-Methylphenol	360	U
621-64-7	N-Nitroso-di-n-propylamine	360	U
67-72-1	Hexachloroethane	360	U
98-95-3	Nitrobenzene	360	U
78-59-1	Isophorone	360	U
88-75-5	2-Nitrophenol	360	U
105-67-9	2,4-Dimethylphenol	360	U
120-83-2	2,4-Dichlorophenol	360	U
120-82-1	1,2,4-Trichlorobenzene	360	U
91-20-3	Naphthalene	360	U
106-47-8	4-Chloroaniline	360	U
111-91-1	Bis(2-chloroethoxy)methane	360	U
87-68-3	Hexachlorobutadiene	360	U
59-50-7	4-Chloro-3-methylphenol	360	U
91-57-6	2-Methylnaphthalene	360	U
77-47-4	Hexachlorocyclopentadiene	360	U
88-06-2	2,4,6-Trichlorophenol	360	U
95-95-4	2,4,5-Trichlorophenol	730	U
91-58-7	2-Chloronaphthalene	360	U
88-74-4	2-Nitroaniline	730	U
131-11-3	Dimethylphthalate	360	U
208-96-8	Acenaphthylene	360	U
606-20-2	2,6-Dinitrotoluene	360	U
99-09-2	3-Nitroaniline	730	U
83-32-9	Acenaphthene	360	U
51-28-5	2,4-Dinitrophenol	730	U
100-02-7	4-Nitrophenol	730	U
132-64-9	Dibenzofuran	360	U

1E - FORM I SV-2

SEMIVOLATILE ORGANICS ANALYSIS DATA SHEET

CLIENT SAMPLE NO.
690-SB-59
(0.4'-4.0')-O

Lab Name: MITKEM LABORATORIES Contract:

Lab Code: MITKEM Case No.: J1865 Mod. Ref No.: SDG No.: SJ1865

Matrix: (SOIL/SED/WATER) SOIL Lab Sample ID: J1865-11A

Sample wt/vol: 30.4 (g/mL) G Lab File ID: S3G8846.D

Level: (LOW/MED) LOW Extraction: (Type) SONC

% Moisture: 10 Decanted: (Y/N) N Date Received: 09/27/2010

Concentrated Extract Volume: 1000 (uL) Date Extracted: 09/29/2010

Injection Volume: 1.0 (uL) GPC Factor: 1.00 Date Analyzed: 10/01/2010

GPC Cleanup: (Y/N) N pH: Dilution Factor: 1.0

CAS NO.	COMPOUND	CONCENTRATION UNITS: (ug/L or ug/Kg) UG/KG	Q
121-14-2	2,4-Dinitrotoluene	360	U
84-66-2	Diethylphthalate	360	U
7005-72-3	4-Chlorophenyl-phenylether	360	U
86-73-7	Fluorene	360	U
100-01-6	4-Nitroaniline	730	U
534-52-1	4,6-Dinitro-2-methylphenol	730	U
86-30-6	N-Nitrosodiphenylamine	360	U
101-55-3	4-Bromophenyl-phenylether	360	U
118-74-1	Hexachlorobenzene	360	U
87-86-5	Pentachlorophenol	730	U
85-01-8	Phenanthrene	360	U
120-12-7	Anthracene	360	U
86-74-8	Carbazole	360	U
84-74-2	Di-n-butylphthalate	360	U
206-44-0	Fluoranthene	43	J
129-00-0	Pyrene	360	U
85-68-7	Butylbenzylphthalate	360	U
91-94-1	3,3´-Dichlorobenzidine	360	U
56-55-3	Benzo(a)anthracene	360	U
218-01-9	Chrysene	360	U
117-81-7	Bis(2-ethylhexyl)phthalate	360	U
117-84-0	Di-n-octylphthalate	360	U
205-99-2	Benzo(b)fluoranthene	360	U
207-08-9	Benzo(k)fluoranthene	360	U
50-32-8	Benzo(a)pyrene	360	U
193-39-5	Indeno(1,2,3-cd)pyrene	360	U
53-70-3	Dibenzo(a,h)anthracene	360	U
191-24-2	Benzo(g,h,i)perylene	360	U

1K - FORM I SV-TIC

SEMIVOLATILE ORGANICS ANALYSIS DATA SHEET

TENTATIVELY IDENTIFIED COMPOUNDS

CLIENT SAMPLE NO.

690-SB-59
(0.4'-4.0')-O

Lab Name: MITKEM LABORATORIES Contract:

Lab Code: MITKEM Case No.: J1865 Mod. Ref No.: SDG No.: SJ1865

Matrix: (SOIL/SED/WATER) SOIL Lab Sample ID: J1865-11A

Sample wt/vol: 30.4 (g/mL) G Lab File ID: S3G8846.D

Level: (TRACE or LOW/MED) LOW Extraction: (Type) SONC

% Moisture: 10 Decanted: (Y/N) N Date Received: 09/27/2010

Concentrated Extract Volume: 1000 (uL) Date Extracted: 09/29/2010

Injection Volume: 1.0 (uL) GPC Factor: 1.00 Date Analyzed: 10/01/2010

GPC Cleanup: (Y/N) N pH: Dilution Factor: 1.0

CONCENTRATION UNITS: (ug/L or ug/Kg) UG/KG

CAS NUMBER	COMPOUND NAME	RT	EST. CONC.	Q
E96679€ [2]	Total Alkanes	N/A		

[2] EPA-designated Registry Number.

1D - FORM I SV-1

SEMIVOLATILE ORGANICS ANALYSIS DATA SHEET

CLIENT SAMPLE NO.
690-SB-60
(2.5'-4.0')-O

Lab Name: MITKEM LABORATORIES Contract:

Lab Code: MITKEM Case No.: J1865 Mod. Ref No.: SDG No.: SJ1865

Matrix: (SOIL/SED/WATER) SOIL Lab Sample ID: J1865-14A

Sample wt/vol: 30.0 (g/mL) G Lab File ID: S3G8847.D

Level: (LOW/MED) LOW Extraction: (Type) SONC

% Moisture: 7.0 Decanted: (Y/N) N Date Received: 09/27/2010

Concentrated Extract Volume: 1000 (uL) Date Extracted: 09/29/2010

Injection Volume: 1.0 (uL) GPC Factor: 1.00 Date Analyzed: 10/01/2010

GPC Cleanup: (Y/N) N pH: Dilution Factor: 1.0

CAS NO.	COMPOUND	CONCENTRATION UNITS: (ug/L or ug/Kg) UG/KG	Q
108-95-2	Phenol	350	U
111-44-4	Bis(2-chloroethyl)ether	350	U
95-57-8	2-Chlorophenol	350	U
541-73-1	1,3-Dichlorobenzene	350	U
106-46-7	1,4-Dichlorobenzene	350	U
95-50-1	1,2-Dichlorobenzene	350	U
95-48-7	2-Methylphenol	350	U
108-60-1	2,2'-oxybis(1-Chloropropane)	350	U
106-44-5	4-Methylphenol	350	U
621-64-7	N-Nitroso-di-n-propylamine	350	U
67-72-1	Hexachloroethane	350	U
98-95-3	Nitrobenzene	350	U
78-59-1	Isophorone	350	U
88-75-5	2-Nitrophenol	350	U
105-67-9	2,4-Dimethylphenol	350	U
120-83-2	2,4-Dichlorophenol	350	U
120-82-1	1,2,4-Trichlorobenzene	350	U
91-20-3	Naphthalene	350	U
106-47-8	4-Chloroaniline	350	U
111-91-1	Bis(2-chloroethoxy)methane	350	U
87-68-3	Hexachlorobutadiene	350	U
59-50-7	4-Chloro-3-methylphenol	350	U
91-57-6	2-Methylnaphthalene	350	U
77-47-4	Hexachlorocyclopentadiene	350	U
88-06-2	2,4,6-Trichlorophenol	350	U
95-95-4	2,4,5-Trichlorophenol	720	U
91-58-7	2-Chloronaphthalene	350	U
88-74-4	2-Nitroaniline	720	U
131-11-3	Dimethylphthalate	350	U
208-96-8	Acenaphthylene	350	U
606-20-2	2,6-Dinitrotoluene	350	U
99-09-2	3-Nitroaniline	720	U
83-32-9	Acenaphthene	350	U
51-28-5	2,4-Dinitrophenol	720	U
100-02-7	4-Nitrophenol	720	U
132-64-9	Dibenzofuran	350	U

1E - FORM I SV-2

SEMIVOLATILE ORGANICS ANALYSIS DATA SHEET

CLIENT SAMPLE NO.
690-SB-60
(2.5'-4.0')-O

Lab Name: MITKEM LABORATORIES Contract:

Lab Code: MITKEM Case No.: J1865 Mod. Ref No.: SDG No.: SJ1865

Matrix: (SOIL/SED/WATER) SOIL Lab Sample ID: J1865-14A

Sample wt/vol: 30.0 (g/mL) G Lab File ID: S3G8847.D

Level: (LOW/MED) LOW Extraction: (Type) SONC

% Moisture: 7.0 Decanted: (Y/N) N Date Received: 09/27/2010

Concentrated Extract Volume: 1000 (uL) Date Extracted: 09/29/2010

Injection Volume: 1.0 (uL) GPC Factor: 1.00 Date Analyzed: 10/01/2010

GPC Cleanup: (Y/N) N pH: Dilution Factor: 1.0

CAS NO.	COMPOUND	CONCENTRATION UNITS: (ug/L or ug/Kg) UG/KG	Q
121-14-2	2,4-Dinitrotoluene	350	U
84-66-2	Diethylphthalate	350	U
7005-72-3	4-Chlorophenyl-phenylether	350	U
86-73-7	Fluorene	350	U
100-01-6	4-Nitroaniline	720	U
534-52-1	4,6-Dinitro-2-methylphenol	720	U
86-30-6	N-Nitrosodiphenylamine	350	U
101-55-3	4-Bromophenyl-phenylether	350	U
118-74-1	Hexachlorobenzene	350	U
87-86-5	Pentachlorophenol	720	U
85-01-8	Phenanthrene	350	U
120-12-7	Anthracene	350	U
86-74-8	Carbazole	350	U
84-74-2	Di-n-butylphthalate	350	U
206-44-0	Fluoranthene	350	U
129-00-0	Pyrene	350	U
85-68-7	Butylbenzylphthalate	350	U
91-94-1	3,3'-Dichlorobenzidine	350	U
56-55-3	Benzo(a)anthracene	350	U
218-01-9	Chrysene	350	U
117-81-7	Bis(2-ethylhexyl)phthalate	350	U
117-84-0	Di-n-octylphthalate	350	U
205-99-2	Benzo(b)fluoranthene	350	U
207-08-9	Benzo(k)fluoranthene	350	U
50-32-8	Benzo(a)pyrene	350	U
193-39-5	Indeno(1,2,3-cd)pyrene	350	U
53-70-3	Dibenzo(a,h)anthracene	350	U
191-24-2	Benzo(g,h,i)perylene	350	U

1K - FORM I SV-TIC

SEMIVOLATILE ORGANICS ANALYSIS DATA SHEET

TENTATIVELY IDENTIFIED COMPOUNDS

CLIENT SAMPLE NO.

690-SB-60
(2.5'-4.0')-O

Lab Name: MITKEM LABORATORIES Contract:

Lab Code: MITKEM Case No.: J1865 Mod. Ref No.: SDG No.: SJ1865

Matrix: (SOIL/SED/WATER) SOIL Lab Sample ID: J1865-14A

Sample wt/vol: 30.0 (g/mL) G Lab File ID: S3G8847.D

Level: (TRACE or LOW/MED) LOW Extraction: (Type) SONC

% Moisture: 7.0 Decanted: (Y/N) N Date Received: 09/27/2010

Concentrated Extract Volume: 1000 (uL) Date Extracted: 09/29/2010

Injection Volume: 1.0 (uL) GPC Factor: 1.00 Date Analyzed: 10/01/2010

GPC Cleanup: (Y/N) N pH: Dilution Factor: 1.0

CONCENTRATION UNITS: (ug/L or ug/Kg) UG/KG

	CAS NUMBER	COMPOUND NAME	RT	EST. CONC.	Q
01	630-02-4	Octacosane	11.554	160	NJ
02	630-02-4	Octacosane	12.093	160	NJ
	E96679[2]	Total Alkanes	N/A		

[2] EPA-designated Registry Number.

1D - FORM I SV-1

SEMIVOLATILE ORGANICS ANALYSIS DATA SHEET

CLIENT SAMPLE NO.

690-SB-57
(0.4'-1.0')-O

Lab Name: MITKEM LABORATORIES Contract:

Lab Code: MITKEM Case No.: J1865 Mod. Ref No.: SDG No.: SJ1865

Matrix: (SOIL/SED/WATER) SOIL Lab Sample ID: J1865-15A

Sample wt/vol: 30.2 (g/mL) G Lab File ID: S3G8848.D

Level: (LOW/MED) LOW Extraction: (Type) SONC

% Moisture: 10 Decanted: (Y/N) N Date Received: 09/27/2010

Concentrated Extract Volume: 1000 (uL) Date Extracted: 09/29/2010

Injection Volume: 1.0 (uL) GPC Factor: 1.00 Date Analyzed: 10/02/2010

GPC Cleanup: (Y/N) N pH: Dilution Factor: 1.0

CAS NO.	COMPOUND	CONCENTRATION UNITS: (ug/L or ug/Kg) UG/KG	Q
108-95-2	Phenol	360	U
111-44-4	Bis(2-chloroethyl)ether	360	U
95-57-8	2-Chlorophenol	360	U
541-73-1	1,3-Dichlorobenzene	360	U
106-46-7	1,4-Dichlorobenzene	360	U
95-50-1	1,2-Dichlorobenzene	360	U
95-48-7	2-Methylphenol	360	U
108-60-1	2,2´-oxybis(1-Chloropropane)	360	U
106-44-5	4-Methylphenol	360	U
621-64-7	N-Nitroso-di-n-propylamine	360	U
67-72-1	Hexachloroethane	360	U
98-95-3	Nitrobenzene	360	U
78-59-1	Isophorone	360	U
88-75-5	2-Nitrophenol	360	U
105-67-9	2,4-Dimethylphenol	360	U
120-83-2	2,4-Dichlorophenol	360	U
120-82-1	1,2,4-Trichlorobenzene	360	U
91-20-3	Naphthalene	360	U
106-47-8	4-Chloroaniline	360	U
111-91-1	Bis(2-chloroethoxy)methane	360	U
87-68-3	Hexachlorobutadiene	360	U
59-50-7	4-Chloro-3-methylphenol	360	U
91-57-6	2-Methylnaphthalene	360	U
77-47-4	Hexachlorocyclopentadiene	360	U
88-06-2	2,4,6-Trichlorophenol	360	U
95-95-4	2,4,5-Trichlorophenol	740	U
91-58-7	2-Chloronaphthalene	360	U
88-74-4	2-Nitroaniline	740	U
131-11-3	Dimethylphthalate	360	U
208-96-8	Acenaphthylene	360	U
606-20-2	2,6-Dinitrotoluene	360	U
99-09-2	3-Nitroaniline	740	U
83-32-9	Acenaphthene	360	U
51-28-5	2,4-Dinitrophenol	740	U
100-02-7	4-Nitrophenol	740	U
132-64-9	Dibenzofuran	360	U

1E - FORM I SV-2

SEMIVOLATILE ORGANICS ANALYSIS DATA SHEET

CLIENT SAMPLE NO.

690-SB-57
(0.4'-1.0')-O

Lab Name: MITKEM LABORATORIES Contract:

Lab Code: MITKEM Case No.: J1865 Mod. Ref No.: SDG No.: SJ1865

Matrix: (SOIL/SED/WATER) SOIL Lab Sample ID: J1865-15A

Sample wt/vol: 30.2 (g/mL) G Lab File ID: S3G8848.D

Level: (LOW/MED) LOW Extraction: (Type) SONC

% Moisture: 10 Decanted: (Y/N) N Date Received: 09/27/2010

Concentrated Extract Volume: 1000 (uL) Date Extracted: 09/29/2010

Injection Volume: 1.0 (uL) GPC Factor: 1.00 Date Analyzed: 10/02/2010

GPC Cleanup: (Y/N) N pH: Dilution Factor: 1.0

CAS NO.	COMPOUND	CONCENTRATION UNITS: (ug/L or ug/Kg) UG/KG	Q
121-14-2	2,4-Dinitrotoluene	360	U
84-66-2	Diethylphthalate	360	U
7005-72-3	4-Chlorophenyl-phenylether	360	U
86-73-7	Fluorene	360	U
100-01-6	4-Nitroaniline	740	U
534-52-1	4,6-Dinitro-2-methylphenol	740	U
86-30-6	N-Nitrosodiphenylamine	360	U
101-55-3	4-Bromophenyl-phenylether	360	U
118-74-1	Hexachlorobenzene	360	U
87-86-5	Pentachlorophenol	740	U
85-01-8	Phenanthrene	420	
120-12-7	Anthracene	69	J
86-74-8	Carbazole	48	J
84-74-2	Di-n-butylphthalate	360	U
206-44-0	Fluoranthene	430	
129-00-0	Pyrene	300	J
85-68-7	Butylbenzylphthalate	360	U
91-94-1	3,3´-Dichlorobenzidine	360	U
56-55-3	Benzo(a)anthracene	180	J
218-01-9	Chrysene	210	J
117-81-7	Bis(2-ethylhexyl)phthalate	170	J
117-84-0	Di-n-octylphthalate	360	U
205-99-2	Benzo(b)fluoranthene	240	J
207-08-9	Benzo(k)fluoranthene	96	J
50-32-8	Benzo(a)pyrene	150	J
193-39-5	Indeno(1,2,3-cd)pyrene	94	J
53-70-3	Dibenzo(a,h)anthracene	360	U
191-24-2	Benzo(g,h,i)perylene	98	J

1K - FORM I SV-TIC

SEMIVOLATILE ORGANICS ANALYSIS DATA SHEET

TENTATIVELY IDENTIFIED COMPOUNDS

CLIENT SAMPLE NO.

690-SB-57
(0.4'-1.0')-O

Lab Name: MITKEM LABORATORIES Contract:

Lab Code: MITKEM Case No.: J1865 Mod. Ref No.: SDG No.: SJ1865

Matrix: (SOIL/SED/WATER) SOIL Lab Sample ID: J1865-15A

Sample wt/vol: 30.2 (g/mL) G Lab File ID: S3G8848.D

Level: (TRACE or LOW/MED) LOW Extraction: (Type) SONC

% Moisture: 10 Decanted: (Y/N) N Date Received: 09/27/2010

Concentrated Extract Volume: 1000 (uL) Date Extracted: 09/29/2010

Injection Volume: 1.0 (uL) GPC Factor: 1.00 Date Analyzed: 10/02/2010

GPC Cleanup: (Y/N) N pH: Dilution Factor: 1.0

CONCENTRATION UNITS: (ug/L or ug/Kg) UG/KG

CAS NUMBER	COMPOUND NAME	RT	EST. CONC.	Q
E96679€ [2]	Total Alkanes	N/A		

[2] EPA-designated Registry Number.

1D - FORM I SV-1

SEMIVOLATILE ORGANICS ANALYSIS DATA SHEET

CLIENT SAMPLE NO.
690-SB-71
(8.0'-11.3')-O

Lab Name: MITKEM LABORATORIES Contract:

Lab Code: MITKEM Case No.: J1865 Mod. Ref No.: SDG No.: SJ1865

Matrix: (SOIL/SED/WATER) SOIL Lab Sample ID: J1865-16A

Sample wt/vol: 30.4 (g/mL) G Lab File ID: S3G8849.D

Level: (LOW/MED) LOW Extraction: (Type) SONC

% Moisture: 12 Decanted: (Y/N) N Date Received: 09/27/2010

Concentrated Extract Volume: 1000 (uL) Date Extracted: 09/29/2010

Injection Volume: 1.0 (uL) GPC Factor: 1.00 Date Analyzed: 10/02/2010

GPC Cleanup: (Y/N) N pH: Dilution Factor: 1.0

CAS NO.	COMPOUND	CONCENTRATION UNITS: (ug/L or ug/Kg) UG/KG	Q
108-95-2	Phenol	370	U
111-44-4	Bis(2-chloroethyl)ether	370	U
95-57-8	2-Chlorophenol	370	U
541-73-1	1,3-Dichlorobenzene	370	U
106-46-7	1,4-Dichlorobenzene	370	U
95-50-1	1,2-Dichlorobenzene	370	U
95-48-7	2-Methylphenol	370	U
108-60-1	2,2'-oxybis(1-Chloropropane)	370	U
106-44-5	4-Methylphenol	370	U
621-64-7	N-Nitroso-di-n-propylamine	370	U
67-72-1	Hexachloroethane	370	U
98-95-3	Nitrobenzene	370	U
78-59-1	Isophorone	370	U
88-75-5	2-Nitrophenol	370	U
105-67-9	2,4-Dimethylphenol	370	U
120-83-2	2,4-Dichlorophenol	370	U
120-82-1	1,2,4-Trichlorobenzene	370	U
91-20-3	Naphthalene	370	U
106-47-8	4-Chloroaniline	370	U
111-91-1	Bis(2-chloroethoxy)methane	370	U
87-68-3	Hexachlorobutadiene	370	U
59-50-7	4-Chloro-3-methylphenol	370	U
91-57-6	2-Methylnaphthalene	370	U
77-47-4	Hexachlorocyclopentadiene	370	U
88-06-2	2,4,6-Trichlorophenol	370	U
95-95-4	2,4,5-Trichlorophenol	750	U
91-58-7	2-Chloronaphthalene	370	U
88-74-4	2-Nitroaniline	750	U
131-11-3	Dimethylphthalate	370	U
208-96-8	Acenaphthylene	370	U
606-20-2	2,6-Dinitrotoluene	370	U
99-09-2	3-Nitroaniline	750	U
83-32-9	Acenaphthene	370	U
51-28-5	2,4-Dinitrophenol	750	U
100-02-7	4-Nitrophenol	750	U
132-64-9	Dibenzofuran	370	U

1E - FORM I SV-2

SEMIVOLATILE ORGANICS ANALYSIS DATA SHEET

CLIENT SAMPLE NO.

690-SB-71
(8.0'-11.3')-O

Lab Name: MITKEM LABORATORIES Contract:

Lab Code: MITKEM Case No.: J1865 Mod. Ref No.: SDG No.: SJ1865

Matrix: (SOIL/SED/WATER) SOIL Lab Sample ID: J1865-16A

Sample wt/vol: 30.4 (g/mL) G Lab File ID: S3G8849.D

Level: (LOW/MED) LOW Extraction: (Type) SONC

% Moisture: 12 Decanted: (Y/N) N Date Received: 09/27/2010

Concentrated Extract Volume: 1000 (uL) Date Extracted: 09/29/2010

Injection Volume: 1.0 (uL) GPC Factor: 1.00 Date Analyzed: 10/02/2010

GPC Cleanup: (Y/N) N pH: Dilution Factor: 1.0

CAS NO.	COMPOUND	CONCENTRATION UNITS: (ug/L or ug/Kg) UG/KG	Q
121-14-2	2,4-Dinitrotoluene	370	U
84-66-2	Diethylphthalate	370	U
7005-72-3	4-Chlorophenyl-phenylether	370	U
86-73-7	Fluorene	370	U
100-01-6	4-Nitroaniline	750	U
534-52-1	4,6-Dinitro-2-methylphenol	750	U
86-30-6	N-Nitrosodiphenylamine	370	U
101-55-3	4-Bromophenyl-phenylether	370	U
118-74-1	Hexachlorobenzene	370	U
87-86-5	Pentachlorophenol	750	U
85-01-8	Phenanthrene	370	U
120-12-7	Anthracene	370	U
86-74-8	Carbazole	370	U
84-74-2	Di-n-butylphthalate	370	U
206-44-0	Fluoranthene	370	U
129-00-0	Pyrene	370	U
85-68-7	Butylbenzylphthalate	370	U
91-94-1	3,3'-Dichlorobenzidine	370	U
56-55-3	Benzo(a)anthracene	370	U
218-01-9	Chrysene	370	U
117-81-7	Bis(2-ethylhexyl)phthalate	140	J
117-84-0	Di-n-octylphthalate	370	U
205-99-2	Benzo(b)fluoranthene	370	U
207-08-9	Benzo(k)fluoranthene	370	U
50-32-8	Benzo(a)pyrene	370	U
193-39-5	Indeno(1,2,3-cd)pyrene	370	U
53-70-3	Dibenzo(a,h)anthracene	370	U
191-24-2	Benzo(g,h,i)perylene	370	U

1K - FORM I SV-TIC

SEMIVOLATILE ORGANICS ANALYSIS DATA SHEET

TENTATIVELY IDENTIFIED COMPOUNDS

CLIENT SAMPLE NO.

690-SB-71
(8.0'-11.3')-O

Lab Name: MITKEM LABORATORIES Contract:

Lab Code: MITKEM Case No.: J1865 Mod. Ref No.: SDG No.: SJ1865

Matrix: (SOIL/SED/WATER) SOIL Lab Sample ID: J1865-16A

Sample wt/vol: 30.4 (g/mL) G Lab File ID: S3G8849.D

Level: (TRACE or LOW/MED) LOW Extraction: (Type) SONC

% Moisture: 12 Decanted: (Y/N) N Date Received: 09/27/2010

Concentrated Extract Volume: 1000 (uL) Date Extracted: 09/29/2010

Injection Volume: 1.0 (uL) GPC Factor: 1.00 Date Analyzed: 10/02/2010

GPC Cleanup: (Y/N) N pH: Dilution Factor: 1.0

CONCENTRATION UNITS: (ug/L or ug/Kg) UG/KG

CAS NUMBER	COMPOUND NAME	RT	EST. CONC.	Q
E96679[2]	Total Alkanes	N/A		

[2]EPA-designated Registry Number.

1D - FORM I SV-1

SEMIVOLATILE ORGANICS ANALYSIS DATA SHEET

CLIENT SAMPLE NO.
690-SB-73 (0.4'-4.0')-O

Lab Name: MITKEM LABORATORIES Contract:

Lab Code: MITKEM Case No.: J1865 Mod. Ref No.: SDG No.: SJ1865

Matrix: (SOIL/SED/WATER) SOIL Lab Sample ID: J1865-17A

Sample wt/vol: 30.5 (g/mL) G Lab File ID: S3G8850.D

Level: (LOW/MED) LOW Extraction: (Type) SONC

% Moisture: 12 Decanted: (Y/N) N Date Received: 09/27/2010

Concentrated Extract Volume: 1000 (uL) Date Extracted: 09/29/2010

Injection Volume: 1.0 (uL) GPC Factor: 1.00 Date Analyzed: 10/02/2010

GPC Cleanup: (Y/N) N pH: Dilution Factor: 1.0

CAS NO.	COMPOUND	CONCENTRATION UNITS: (ug/L or ug/Kg) UG/KG	Q
108-95-2	Phenol	370	U
111-44-4	Bis(2-chloroethyl)ether	370	U
95-57-8	2-Chlorophenol	370	U
541-73-1	1,3-Dichlorobenzene	370	U
106-46-7	1,4-Dichlorobenzene	370	U
95-50-1	1,2-Dichlorobenzene	370	U
95-48-7	2-Methylphenol	370	U
108-60-1	2,2'-oxybis(1-Chloropropane)	370	U
106-44-5	4-Methylphenol	370	U
621-64-7	N-Nitroso-di-n-propylamine	370	U
67-72-1	Hexachloroethane	370	U
98-95-3	Nitrobenzene	370	U
78-59-1	Isophorone	370	U
88-75-5	2-Nitrophenol	370	U
105-67-9	2,4-Dimethylphenol	370	U
120-83-2	2,4-Dichlorophenol	370	U
120-82-1	1,2,4-Trichlorobenzene	370	U
91-20-3	Naphthalene	370	U
106-47-8	4-Chloroaniline	370	U
111-91-1	Bis(2-chloroethoxy)methane	370	U
87-68-3	Hexachlorobutadiene	370	U
59-50-7	4-Chloro-3-methylphenol	370	U
91-57-6	2-Methylnaphthalene	370	U
77-47-4	Hexachlorocyclopentadiene	370	U
88-06-2	2,4,6-Trichlorophenol	370	U
95-95-4	2,4,5-Trichlorophenol	750	U
91-58-7	2-Chloronaphthalene	370	U
88-74-4	2-Nitroaniline	750	U
131-11-3	Dimethylphthalate	370	U
208-96-8	Acenaphthylene	370	U
606-20-2	2,6-Dinitrotoluene	370	U
99-09-2	3-Nitroaniline	750	U
83-32-9	Acenaphthene	370	U
51-28-5	2,4-Dinitrophenol	750	U
100-02-7	4-Nitrophenol	750	U
132-64-9	Dibenzofuran	370	U

1E - FORM I SV-2

SEMIVOLATILE ORGANICS ANALYSIS DATA SHEET

CLIENT SAMPLE NO.

690-SB-73
(0.4'-4.0')-O

Lab Name: MITKEM LABORATORIES Contract:

Lab Code: MITKEM Case No.: J1865 Mod. Ref No.: SDG No.: SJ1865

Matrix: (SOIL/SED/WATER) SOIL Lab Sample ID: J1865-17A

Sample wt/vol: 30.5 (g/mL) G Lab File ID: S3G8850.D

Level: (LOW/MED) LOW Extraction: (Type) SONC

% Moisture: 12 Decanted: (Y/N) N Date Received: 09/27/2010

Concentrated Extract Volume: 1000 (uL) Date Extracted: 09/29/2010

Injection Volume: 1.0 (uL) GPC Factor: 1.00 Date Analyzed: 10/02/2010

GPC Cleanup: (Y/N) N pH: Dilution Factor: 1.0

CAS NO.	COMPOUND	CONCENTRATION UNITS: (ug/L or ug/Kg) UG/KG	Q
121-14-2	2,4-Dinitrotoluene	370	U
84-66-2	Diethylphthalate	370	U
7005-72-3	4-Chlorophenyl-phenylether	370	U
86-73-7	Fluorene	370	U
100-01-6	4-Nitroaniline	750	U
534-52-1	4,6-Dinitro-2-methylphenol	750	U
86-30-6	N-Nitrosodiphenylamine	370	U
101-55-3	4-Bromophenyl-phenylether	370	U
118-74-1	Hexachlorobenzene	370	U
87-86-5	Pentachlorophenol	750	U
85-01-8	Phenanthrene	370	U
120-12-7	Anthracene	370	U
86-74-8	Carbazole	370	U
84-74-2	Di-n-butylphthalate	370	U
206-44-0	Fluoranthene	79	J
129-00-0	Pyrene	74	J
85-68-7	Butylbenzylphthalate	370	U
91-94-1	3,3´-Dichlorobenzidine	370	U
56-55-3	Benzo(a)anthracene	48	J
218-01-9	Chrysene	53	J
117-81-7	Bis(2-ethylhexyl)phthalate	370	U
117-84-0	Di-n-octylphthalate	370	U
205-99-2	Benzo(b)fluoranthene	75	J
207-08-9	Benzo(k)fluoranthene	370	U
50-32-8	Benzo(a)pyrene	61	J
193-39-5	Indeno(1,2,3-cd)pyrene	43	J
53-70-3	Dibenzo(a,h)anthracene	370	U
191-24-2	Benzo(g,h,i)perylene	51	J

1K - FORM I SV-TIC

SEMIVOLATILE ORGANICS ANALYSIS DATA SHEET

TENTATIVELY IDENTIFIED COMPOUNDS

CLIENT SAMPLE NO.

690-SB-73
(0.4'-4.0')-O

Lab Name: MITKEM LABORATORIES Contract:

Lab Code: MITKEM Case No.: J1865 Mod. Ref No.: SDG No.: SJ1865

Matrix: (SOIL/SED/WATER) SOIL Lab Sample ID: J1865-17A

Sample wt/vol: 30.5 (g/mL) G Lab File ID: S3G8850.D

Level: (TRACE or LOW/MED) LOW Extraction: (Type) SONC

% Moisture: 12 Decanted: (Y/N) N Date Received: 09/27/2010

Concentrated Extract Volume: 1000 (uL) Date Extracted: 09/29/2010

Injection Volume: 1.0 (uL) GPC Factor: 1.00 Date Analyzed: 10/02/2010

GPC Cleanup: (Y/N) N pH: Dilution Factor: 1.0

CONCENTRATION UNITS: (ug/L or ug/Kg) UG/KG

CAS NUMBER	COMPOUND NAME	RT	EST. CONC.	Q
E96679€ [2]	Total Alkanes	N/A		

[2] EPA-designated Registry Number.

1D - FORM I SV-1

SEMIVOLATILE ORGANICS ANALYSIS DATA SHEET

CLIENT SAMPLE NO.

690-SB-30
(8.0'-10.7')-O

Lab Name: MITKEM LABORATORIES Contract:

Lab Code: MITKEM Case No.: J1865 Mod. Ref No.: SDG No.: SJ1865

Matrix: (SOIL/SED/WATER) SOIL Lab Sample ID: J1865-18A

Sample wt/vol: 30.0 (g/mL) G Lab File ID: S3G8888.D

Level: (LOW/MED) LOW Extraction: (Type) SONC

% Moisture: 11 Decanted: (Y/N) N Date Received: 09/27/2010

Concentrated Extract Volume: 1000 (uL) Date Extracted: 09/29/2010

Injection Volume: 1.0 (uL) GPC Factor: 1.00 Date Analyzed: 10/04/2010

GPC Cleanup: (Y/N) N pH: Dilution Factor: 1.0

CAS NO.	COMPOUND	CONCENTRATION UNITS: (ug/L or ug/Kg) UG/KG	Q
108-95-2	Phenol	370	U
111-44-4	Bis(2-chloroethyl)ether	370	U
95-57-8	2-Chlorophenol	370	U
541-73-1	1,3-Dichlorobenzene	370	U
106-46-7	1,4-Dichlorobenzene	370	U
95-50-1	1,2-Dichlorobenzene	370	U
95-48-7	2-Methylphenol	370	U
108-60-1	2,2'-oxybis(1-Chloropropane)	370	U
106-44-5	4-Methylphenol	370	U
621-64-7	N-Nitroso-di-n-propylamine	370	U
67-72-1	Hexachloroethane	370	U
98-95-3	Nitrobenzene	370	U
78-59-1	Isophorone	370	U
88-75-5	2-Nitrophenol	370	U
105-67-9	2,4-Dimethylphenol	370	U
120-83-2	2,4-Dichlorophenol	370	U
120-82-1	1,2,4-Trichlorobenzene	370	U
91-20-3	Naphthalene	370	U
106-47-8	4-Chloroaniline	370	U
111-91-1	Bis(2-chloroethoxy)methane	370	U
87-68-3	Hexachlorobutadiene	370	U
59-50-7	4-Chloro-3-methylphenol	370	U
91-57-6	2-Methylnaphthalene	370	U
77-47-4	Hexachlorocyclopentadiene	370	U
88-06-2	2,4,6-Trichlorophenol	370	U
95-95-4	2,4,5-Trichlorophenol	750	U
91-58-7	2-Chloronaphthalene	370	U
88-74-4	2-Nitroaniline	750	U
131-11-3	Dimethylphthalate	370	U
208-96-8	Acenaphthylene	370	U
606-20-2	2,6-Dinitrotoluene	370	U
99-09-2	3-Nitroaniline	750	U
83-32-9	Acenaphthene	370	U
51-28-5	2,4-Dinitrophenol	750	U
100-02-7	4-Nitrophenol	750	U
132-64-9	Dibenzofuran	370	U

1E - FORM I SV-2

SEMIVOLATILE ORGANICS ANALYSIS DATA SHEET

CLIENT SAMPLE NO.

690-SB-30
(8.0'-10.7')-O

Lab Name: MITKEM LABORATORIES Contract:

Lab Code: MITKEM Case No.: J1865 Mod. Ref No.: SDG No.: SJ1865

Matrix: (SOIL/SED/WATER) SOIL Lab Sample ID: J1865-18A

Sample wt/vol: 30.0 (g/mL) G Lab File ID: S3G8888.D

Level: (LOW/MED) LOW Extraction: (Type) SONC

% Moisture: 11 Decanted: (Y/N) N Date Received: 09/27/2010

Concentrated Extract Volume: 1000 (uL) Date Extracted: 09/29/2010

Injection Volume: 1.0 (uL) GPC Factor: 1.00 Date Analyzed: 10/04/2010

GPC Cleanup: (Y/N) N pH: Dilution Factor: 1.0

CAS NO.	COMPOUND	CONCENTRATION UNITS: (ug/L or ug/Kg) UG/KG	Q
121-14-2	2,4-Dinitrotoluene	370	U
84-66-2	Diethylphthalate	370	U
7005-72-3	4-Chlorophenyl-phenylether	370	U
86-73-7	Fluorene	370	U
100-01-6	4-Nitroaniline	750	U
534-52-1	4,6-Dinitro-2-methylphenol	750	U
86-30-6	N-Nitrosodiphenylamine	370	U
101-55-3	4-Bromophenyl-phenylether	370	U
118-74-1	Hexachlorobenzene	370	U
87-86-5	Pentachlorophenol	750	U
85-01-8	Phenanthrene	370	U
120-12-7	Anthracene	370	U
86-74-8	Carbazole	370	U
84-74-2	Di-n-butylphthalate	370	U
206-44-0	Fluoranthene	370	U
129-00-0	Pyrene	370	U
85-68-7	Butylbenzylphthalate	370	U
91-94-1	3,3'-Dichlorobenzidine	370	U
56-55-3	Benzo(a)anthracene	370	U
218-01-9	Chrysene	370	U
117-81-7	Bis(2-ethylhexyl)phthalate	370	U
117-84-0	Di-n-octylphthalate	370	U
205-99-2	Benzo(b)fluoranthene	370	U
207-08-9	Benzo(k)fluoranthene	370	U
50-32-8	Benzo(a)pyrene	370	U
193-39-5	Indeno(1,2,3-cd)pyrene	370	U
53-70-3	Dibenzo(a,h)anthracene	370	U
191-24-2	Benzo(g,h,i)perylene	370	U

1K - FORM I SV-TIC

SEMIVOLATILE ORGANICS ANALYSIS DATA SHEET

TENTATIVELY IDENTIFIED COMPOUNDS

CLIENT SAMPLE NO.

690-SB-30
(8.0'-10.7')-O

Lab Name: MITKEM LABORATORIES Contract:

Lab Code: MITKEM Case No.: J1865 Mod. Ref No.: SDG No.: SJ1865

Matrix: (SOIL/SED/WATER) SOIL Lab Sample ID: J1865-18A

Sample wt/vol: 30.0 (g/mL) G Lab File ID: S3G8888.D

Level: (TRACE or LOW/MED) LOW Extraction: (Type) SONC

% Moisture: 11 Decanted: (Y/N) N Date Received: 09/27/2010

Concentrated Extract Volume: 1000 (uL) Date Extracted: 09/29/2010

Injection Volume: 1.0 (uL) GPC Factor: 1.00 Date Analyzed: 10/04/2010

GPC Cleanup: (Y/N) N pH: Dilution Factor: 1.0

CONCENTRATION UNITS: (ug/L or ug/Kg) UG/KG

	CAS NUMBER	COMPOUND NAME	RT	EST. CONC.	Q
01	540-97-6	Cyclohexasiloxane, dodecamet	7.067	260	NJ
02		Unknown-01	7.863	210	J
03		Unknown-02	8.546	160	J
04		Unknown-03	11.623	150	J
05		Unknown-04	11.955	150	J
	E96679[2]	Total Alkanes	N/A		

[2]EPA-designated Registry Number.

1D - FORM I SV-1

SEMIVOLATILE ORGANICS ANALYSIS DATA SHEET

CLIENT SAMPLE NO.

690-SB-30
(8.0'-10.7')-D

Lab Name: MITKEM LABORATORIES Contract:

Lab Code: MITKEM Case No.: J1865 Mod. Ref No.: SDG No.: SJ1865

Matrix: (SOIL/SED/WATER) SOIL Lab Sample ID: J1865-19A

Sample wt/vol: 30.5 (g/mL) G Lab File ID: S3G8889.D

Level: (LOW/MED) LOW Extraction: (Type) SONC

% Moisture: 12 Decanted: (Y/N) N Date Received: 09/27/2010

Concentrated Extract Volume: 1000 (uL) Date Extracted: 09/29/2010

Injection Volume: 1.0 (uL) GPC Factor: 1.00 Date Analyzed: 10/04/2010

GPC Cleanup: (Y/N) N pH: Dilution Factor: 1.0

CAS NO.	COMPOUND	CONCENTRATION UNITS: (ug/L or ug/Kg) UG/KG	Q
108-95-2	Phenol	370	U
111-44-4	Bis(2-chloroethyl)ether	370	U
95-57-8	2-Chlorophenol	370	U
541-73-1	1,3-Dichlorobenzene	370	U
106-46-7	1,4-Dichlorobenzene	370	U
95-50-1	1,2-Dichlorobenzene	370	U
95-48-7	2-Methylphenol	370	U
108-60-1	2,2'-oxybis(1-Chloropropane)	370	U
106-44-5	4-Methylphenol	370	U
621-64-7	N-Nitroso-di-n-propylamine	370	U
67-72-1	Hexachloroethane	370	U
98-95-3	Nitrobenzene	370	U
78-59-1	Isophorone	370	U
88-75-5	2-Nitrophenol	370	U
105-67-9	2,4-Dimethylphenol	370	U
120-83-2	2,4-Dichlorophenol	370	U
120-82-1	1,2,4-Trichlorobenzene	370	U
91-20-3	Naphthalene	370	U
106-47-8	4-Chloroaniline	370	U
111-91-1	Bis(2-chloroethoxy)methane	370	U
87-68-3	Hexachlorobutadiene	370	U
59-50-7	4-Chloro-3-methylphenol	370	U
91-57-6	2-Methylnaphthalene	370	U
77-47-4	Hexachlorocyclopentadiene	370	U
88-06-2	2,4,6-Trichlorophenol	370	U
95-95-4	2,4,5-Trichlorophenol	750	U
91-58-7	2-Chloronaphthalene	370	U
88-74-4	2-Nitroaniline	750	U
131-11-3	Dimethylphthalate	370	U
208-96-8	Acenaphthylene	370	U
606-20-2	2,6-Dinitrotoluene	370	U
99-09-2	3-Nitroaniline	750	U
83-32-9	Acenaphthene	370	U
51-28-5	2,4-Dinitrophenol	750	U
100-02-7	4-Nitrophenol	750	U
132-64-9	Dibenzofuran	370	U

1E - FORM I SV-2

SEMIVOLATILE ORGANICS ANALYSIS DATA SHEET

CLIENT SAMPLE NO.

690-SB-30
(8.0'-10.7')-D

Lab Name: MITKEM LABORATORIES Contract:

Lab Code: MITKEM Case No.: J1865 Mod. Ref No.: SDG No.: SJ1865

Matrix: (SOIL/SED/WATER) SOIL Lab Sample ID: J1865-19A

Sample wt/vol: 30.5 (g/mL) G Lab File ID: S3G8889.D

Level: (LOW/MED) LOW Extraction: (Type) SONC

% Moisture: 12 Decanted: (Y/N) N Date Received: 09/27/2010

Concentrated Extract Volume: 1000 (uL) Date Extracted: 09/29/2010

Injection Volume: 1.0 (uL) GPC Factor: 1.00 Date Analyzed: 10/04/2010

GPC Cleanup: (Y/N) N pH: Dilution Factor: 1.0

CAS NO.	COMPOUND	CONCENTRATION UNITS: (ug/L or ug/Kg) UG/KG	Q
121-14-2	2,4-Dinitrotoluene	370	U
84-66-2	Diethylphthalate	370	U
7005-72-3	4-Chlorophenyl-phenylether	370	U
86-73-7	Fluorene	370	U
100-01-6	4-Nitroaniline	750	U
534-52-1	4,6-Dinitro-2-methylphenol	750	U
86-30-6	N-Nitrosodiphenylamine	370	U
101-55-3	4-Bromophenyl-phenylether	370	U
118-74-1	Hexachlorobenzene	370	U
87-86-5	Pentachlorophenol	750	U
85-01-8	Phenanthrene	370	U
120-12-7	Anthracene	370	U
86-74-8	Carbazole	370	U
84-74-2	Di-n-butylphthalate	370	U
206-44-0	Fluoranthene	370	U
129-00-0	Pyrene	370	U
85-68-7	Butylbenzylphthalate	370	U
91-94-1	3,3'-Dichlorobenzidine	370	U
56-55-3	Benzo(a)anthracene	370	U
218-01-9	Chrysene	370	U
117-81-7	Bis(2-ethylhexyl)phthalate	370	U
117-84-0	Di-n-octylphthalate	370	U
205-99-2	Benzo(b)fluoranthene	370	U
207-08-9	Benzo(k)fluoranthene	370	U
50-32-8	Benzo(a)pyrene	370	U
193-39-5	Indeno(1,2,3-cd)pyrene	370	U
53-70-3	Dibenzo(a,h)anthracene	370	U
191-24-2	Benzo(g,h,i)perylene	370	U

1K - FORM I SV-TIC

SEMIVOLATILE ORGANICS ANALYSIS DATA SHEET

TENTATIVELY IDENTIFIED COMPOUNDS

CLIENT SAMPLE NO.

690-SB-30 (8.0'-10.7')-D

Lab Name: MITKEM LABORATORIES Contract:

Lab Code: MITKEM Case No.: J1865 Mod. Ref No.: SDG No.: SJ1865

Matrix: (SOIL/SED/WATER) SOIL Lab Sample ID: J1865-19A

Sample wt/vol: 30.5 (g/mL) G Lab File ID: S3G8889.D

Level: (TRACE or LOW/MED) LOW Extraction: (Type) SONC

% Moisture: 12 Decanted: (Y/N) N Date Received: 09/27/2010

Concentrated Extract Volume: 1000 (uL) Date Extracted: 09/29/2010

Injection Volume: 1.0 (uL) GPC Factor: 1.00 Date Analyzed: 10/04/2010

GPC Cleanup: (Y/N) N pH: Dilution Factor: 1.0

CONCENTRATION UNITS: (ug/L or ug/Kg) UG/KG

CAS NUMBER	COMPOUND NAME	RT	EST. CONC.	Q
E96679€ [2]	Total Alkanes	N/A		

[2] EPA-designated Registry Number.

1D - FORM I SV-1

SEMIVOLATILE ORGANICS ANALYSIS DATA SHEET

CLIENT SAMPLE NO.
690-SB-29
()8.0'-10.4')

Lab Name: MITKEM LABORATORIES Contract:

Lab Code: MITKEM Case No.: J1865 Mod. Ref No.: SDG No.: SJ1865

Matrix: (SOIL/SED/WATER) SOIL Lab Sample ID: J1865-20A

Sample wt/vol: 30.2 (g/mL) G Lab File ID: S3G8892.D

Level: (LOW/MED) LOW Extraction: (Type) SONC

% Moisture: 11 Decanted: (Y/N) N Date Received: 09/27/2010

Concentrated Extract Volume: 1000 (uL) Date Extracted: 09/29/2010

Injection Volume: 1.0 (uL) GPC Factor: 1.00 Date Analyzed: 10/04/2010

GPC Cleanup: (Y/N) N pH: Dilution Factor: 1.0

CAS NO.	COMPOUND	CONCENTRATION UNITS: (ug/L or ug/Kg) UG/KG	Q
108-95-2	Phenol	370	U
111-44-4	Bis(2-chloroethyl)ether	370	U
95-57-8	2-Chlorophenol	370	U
541-73-1	1,3-Dichlorobenzene	370	U
106-46-7	1,4-Dichlorobenzene	370	U
95-50-1	1,2-Dichlorobenzene	370	U
95-48-7	2-Methylphenol	370	U
108-60-1	2,2´-oxybis(1-Chloropropane)	370	U
106-44-5	4-Methylphenol	370	U
621-64-7	N-Nitroso-di-n-propylamine	370	U
67-72-1	Hexachloroethane	370	U
98-95-3	Nitrobenzene	370	U
78-59-1	Isophorone	370	U
88-75-5	2-Nitrophenol	370	U
105-67-9	2,4-Dimethylphenol	370	U
120-83-2	2,4-Dichlorophenol	370	U
120-82-1	1,2,4-Trichlorobenzene	370	U
91-20-3	Naphthalene	370	U
106-47-8	4-Chloroaniline	370	U
111-91-1	Bis(2-chloroethoxy)methane	370	U
87-68-3	Hexachlorobutadiene	370	U
59-50-7	4-Chloro-3-methylphenol	370	U
91-57-6	2-Methylnaphthalene	370	U
77-47-4	Hexachlorocyclopentadiene	370	U
88-06-2	2,4,6-Trichlorophenol	370	U
95-95-4	2,4,5-Trichlorophenol	750	U
91-58-7	2-Chloronaphthalene	370	U
88-74-4	2-Nitroaniline	750	U
131-11-3	Dimethylphthalate	370	U
208-96-8	Acenaphthylene	370	U
606-20-2	2,6-Dinitrotoluene	370	U
99-09-2	3-Nitroaniline	750	U
83-32-9	Acenaphthene	370	U
51-28-5	2,4-Dinitrophenol	750	U
100-02-7	4-Nitrophenol	750	U
132-64-9	Dibenzofuran	370	U

1E - FORM I SV-2

SEMIVOLATILE ORGANICS ANALYSIS DATA SHEET

CLIENT SAMPLE NO.

690-SB-29
()8.0'-10.4')

Lab Name: MITKEM LABORATORIES Contract:

Lab Code: MITKEM Case No.: J1865 Mod. Ref No.: SDG No.: SJ1865

Matrix: (SOIL/SED/WATER) SOIL Lab Sample ID: J1865-20A

Sample wt/vol: 30.2 (g/mL) G Lab File ID: S3G8892.D

Level: (LOW/MED) LOW Extraction: (Type) SONC

% Moisture: 11 Decanted: (Y/N) N Date Received: 09/27/2010

Concentrated Extract Volume: 1000 (uL) Date Extracted: 09/29/2010

Injection Volume: 1.0 (uL) GPC Factor: 1.00 Date Analyzed: 10/04/2010

GPC Cleanup: (Y/N) N pH: Dilution Factor: 1.0

CAS NO.	COMPOUND	CONCENTRATION UNITS: (ug/L or ug/Kg) UG/KG	Q
121-14-2	2,4-Dinitrotoluene	370	U
84-66-2	Diethylphthalate	370	U
7005-72-3	4-Chlorophenyl-phenylether	370	U
86-73-7	Fluorene	370	U
100-01-6	4-Nitroaniline	750	U
534-52-1	4,6-Dinitro-2-methylphenol	750	U
86-30-6	N-Nitrosodiphenylamine	370	U
101-55-3	4-Bromophenyl-phenylether	370	U
118-74-1	Hexachlorobenzene	370	U
87-86-5	Pentachlorophenol	750	U
85-01-8	Phenanthrene	370	U
120-12-7	Anthracene	370	U
86-74-8	Carbazole	370	U
84-74-2	Di-n-butylphthalate	370	U
206-44-0	Fluoranthene	370	U
129-00-0	Pyrene	370	U
85-68-7	Butylbenzylphthalate	370	U
91-94-1	3,3´-Dichlorobenzidine	370	U
56-55-3	Benzo(a)anthracene	370	U
218-01-9	Chrysene	370	U
117-81-7	Bis(2-ethylhexyl)phthalate	370	U
117-84-0	Di-n-octylphthalate	370	U
205-99-2	Benzo(b)fluoranthene	370	U
207-08-9	Benzo(k)fluoranthene	370	U
50-32-8	Benzo(a)pyrene	370	U
193-39-5	Indeno(1,2,3-cd)pyrene	370	U
53-70-3	Dibenzo(a,h)anthracene	370	U
191-24-2	Benzo(g,h,i)perylene	370	U

1K - FORM I SV-TIC

SEMIVOLATILE ORGANICS ANALYSIS DATA SHEET

TENTATIVELY IDENTIFIED COMPOUNDS

CLIENT SAMPLE NO.

690-SB-29
()8.0'-10.4')

Lab Name: MITKEM LABORATORIES Contract:

Lab Code: MITKEM Case No.: J1865 Mod. Ref No.: SDG No.: SJ1865

Matrix: (SOIL/SED/WATER) SOIL Lab Sample ID: J1865-20A

Sample wt/vol: 30.2 (g/mL) G Lab File ID: S3G8892.D

Level: (TRACE or LOW/MED) LOW Extraction: (Type) SONC

% Moisture: 11 Decanted: (Y/N) N Date Received: 09/27/2010

Concentrated Extract Volume: 1000 (uL) Date Extracted: 09/29/2010

Injection Volume: 1.0 (uL) GPC Factor: 1.00 Date Analyzed: 10/04/2010

GPC Cleanup: (Y/N) N pH: Dilution Factor: 1.0

CONCENTRATION UNITS: (ug/L or ug/Kg) UG/KG

CAS NUMBER	COMPOUND NAME	RT	EST. CONC.	Q
E96679€ [2]	Total Alkanes	N/A		

[2] EPA-designated Registry Number.

1D - FORM I SV-1

SEMIVOLATILE ORGANICS ANALYSIS DATA SHEET

CLIENT SAMPLE NO.

690-SB-22
(2.0'-3.2')-O

Lab Name: MITKEM LABORATORIES Contract:

Lab Code: MITKEM Case No.: J1865 Mod. Ref No.: SDG No.: SJ1865

Matrix: (SOIL/SED/WATER) SOIL Lab Sample ID: J1865-22A

Sample wt/vol: 30.4 (g/mL) G Lab File ID: S3G8899.D

Level: (LOW/MED) LOW Extraction: (Type) SONC

% Moisture: 12 Decanted: (Y/N) N Date Received: 09/27/2010

Concentrated Extract Volume: 1000 (uL) Date Extracted: 09/29/2010

Injection Volume: 1.0 (uL) GPC Factor: 1.00 Date Analyzed: 10/05/2010

GPC Cleanup: (Y/N) N pH: Dilution Factor: 1.0

CAS NO.	COMPOUND	CONCENTRATION UNITS: (ug/L or ug/Kg) UG/KG	Q
108-95-2	Phenol	370	U
111-44-4	Bis(2-chloroethyl)ether	370	U
95-57-8	2-Chlorophenol	370	U
541-73-1	1,3-Dichlorobenzene	370	U
106-46-7	1,4-Dichlorobenzene	370	U
95-50-1	1,2-Dichlorobenzene	370	U
95-48-7	2-Methylphenol	370	U
108-60-1	2,2'-oxybis(1-Chloropropane)	370	U
106-44-5	4-Methylphenol	370	U
621-64-7	N-Nitroso-di-n-propylamine	370	U
67-72-1	Hexachloroethane	370	U
98-95-3	Nitrobenzene	370	U
78-59-1	Isophorone	370	U
88-75-5	2-Nitrophenol	370	U
105-67-9	2,4-Dimethylphenol	370	U
120-83-2	2,4-Dichlorophenol	370	U
120-82-1	1,2,4-Trichlorobenzene	370	U
91-20-3	Naphthalene	370	U
106-47-8	4-Chloroaniline	370	U
111-91-1	Bis(2-chloroethoxy)methane	370	U
87-68-3	Hexachlorobutadiene	370	U
59-50-7	4-Chloro-3-methylphenol	370	U
91-57-6	2-Methylnaphthalene	370	U
77-47-4	Hexachlorocyclopentadiene	370	U
88-06-2	2,4,6-Trichlorophenol	370	U
95-95-4	2,4,5-Trichlorophenol	750	U
91-58-7	2-Chloronaphthalene	370	U
88-74-4	2-Nitroaniline	750	U
131-11-3	Dimethylphthalate	370	U
208-96-8	Acenaphthylene	370	U
606-20-2	2,6-Dinitrotoluene	370	U
99-09-2	3-Nitroaniline	750	U
83-32-9	Acenaphthene	370	U
51-28-5	2,4-Dinitrophenol	750	U
100-02-7	4-Nitrophenol	750	U
132-64-9	Dibenzofuran	370	U

1E - FORM I SV-2

SEMIVOLATILE ORGANICS ANALYSIS DATA SHEET

CLIENT SAMPLE NO.
690-SB-22
(2.0'-3.2')-O

Lab Name: MITKEM LABORATORIES Contract:

Lab Code: MITKEM Case No.: J1865 Mod. Ref No.: SDG No.: SJ1865

Matrix: (SOIL/SED/WATER) SOIL Lab Sample ID: J1865-22A

Sample wt/vol: 30.4 (g/mL) G Lab File ID: S3G8899.D

Level: (LOW/MED) LOW Extraction: (Type) SONC

% Moisture: 12 Decanted: (Y/N) N Date Received: 09/27/2010

Concentrated Extract Volume: 1000 (uL) Date Extracted: 09/29/2010

Injection Volume: 1.0 (uL) GPC Factor: 1.00 Date Analyzed: 10/05/2010

GPC Cleanup: (Y/N) N pH: Dilution Factor: 1.0

CAS NO.	COMPOUND	CONCENTRATION UNITS: (ug/L or ug/Kg) UG/KG	Q
121-14-2	2,4-Dinitrotoluene	370	U
84-66-2	Diethylphthalate	370	U
7005-72-3	4-Chlorophenyl-phenylether	370	U
86-73-7	Fluorene	370	U
100-01-6	4-Nitroaniline	750	U
534-52-1	4,6-Dinitro-2-methylphenol	750	U
86-30-6	N-Nitrosodiphenylamine	370	U
101-55-3	4-Bromophenyl-phenylether	370	U
118-74-1	Hexachlorobenzene	370	U
87-86-5	Pentachlorophenol	750	U
85-01-8	Phenanthrene	200	J
120-12-7	Anthracene	370	U
86-74-8	Carbazole	370	U
84-74-2	Di-n-butylphthalate	370	U
206-44-0	Fluoranthene	300	J
129-00-0	Pyrene	240	J
85-68-7	Butylbenzylphthalate	370	U
91-94-1	3,3'-Dichlorobenzidine	370	U
56-55-3	Benzo(a)anthracene	120	J
218-01-9	Chrysene	140	J
117-81-7	Bis(2-ethylhexyl)phthalate	370	U
117-84-0	Di-n-octylphthalate	370	U
205-99-2	Benzo(b)fluoranthene	200	J
207-08-9	Benzo(k)fluoranthene	86	J
50-32-8	Benzo(a)pyrene	120	J
193-39-5	Indeno(1,2,3-cd)pyrene	100	J
53-70-3	Dibenzo(a,h)anthracene	370	U
191-24-2	Benzo(g,h,i)perylene	110	J

1K - FORM I SV-TIC

SEMIVOLATILE ORGANICS ANALYSIS DATA SHEET

TENTATIVELY IDENTIFIED COMPOUNDS

CLIENT SAMPLE NO.

690-SB-22
(2.0'-3.2')-O

Lab Name: MITKEM LABORATORIES Contract:

Lab Code: MITKEM Case No.: J1865 Mod. Ref No.: SDG No.: SJ1865

Matrix: (SOIL/SED/WATER) SOIL Lab Sample ID: J1865-22A

Sample wt/vol: 30.4 (g/mL) G Lab File ID: S3G8899.D

Level: (TRACE or LOW/MED) LOW Extraction: (Type) SONC

% Moisture: 12 Decanted: (Y/N) N Date Received: 09/27/2010

Concentrated Extract Volume: 1000 (uL) Date Extracted: 09/29/2010

Injection Volume: 1.0 (uL) GPC Factor: 1.00 Date Analyzed: 10/05/2010

GPC Cleanup: (Y/N) N pH: Dilution Factor: 1.0

CONCENTRATION UNITS: (ug/L or ug/Kg) UG/KG

	CAS NUMBER	COMPOUND NAME	RT	EST. CONC.	Q
01		Unknown-01	10.379	190	J
	E96679[2]	Total Alkanes	N/A		

[2] EPA-designated Registry Number.

1D - FORM I SV-1

SEMIVOLATILE ORGANICS ANALYSIS DATA SHEET

CLIENT SAMPLE NO.

690-SB-62
(6.2'-7.8')-O

Lab Name: MITKEM LABORATORIES Contract:

Lab Code: MITKEM Case No.: J1865 Mod. Ref No.: SDG No.: SJ1865

Matrix: (SOIL/SED/WATER) SOIL Lab Sample ID: J1865-23A

Sample wt/vol: 30.0 (g/mL) G Lab File ID: S3G8895.D

Level: (LOW/MED) LOW Extraction: (Type) SONC

% Moisture: 10 Decanted: (Y/N) N Date Received: 09/27/2010

Concentrated Extract Volume: 1000 (uL) Date Extracted: 09/29/2010

Injection Volume: 1.0 (uL) GPC Factor: 1.00 Date Analyzed: 10/04/2010

GPC Cleanup: (Y/N) N pH: Dilution Factor: 1.0

CAS NO.	COMPOUND	CONCENTRATION UNITS: (ug/L or ug/Kg) UG/KG	Q
108-95-2	Phenol	370	U
111-44-4	Bis(2-chloroethyl)ether	370	U
95-57-8	2-Chlorophenol	370	U
541-73-1	1,3-Dichlorobenzene	370	U
106-46-7	1,4-Dichlorobenzene	370	U
95-50-1	1,2-Dichlorobenzene	370	U
95-48-7	2-Methylphenol	370	U
108-60-1	2,2'-oxybis(1-Chloropropane)	370	U
106-44-5	4-Methylphenol	370	U
621-64-7	N-Nitroso-di-n-propylamine	370	U
67-72-1	Hexachloroethane	370	U
98-95-3	Nitrobenzene	370	U
78-59-1	Isophorone	370	U
88-75-5	2-Nitrophenol	370	U
105-67-9	2,4-Dimethylphenol	370	U
120-83-2	2,4-Dichlorophenol	370	U
120-82-1	1,2,4-Trichlorobenzene	370	U
91-20-3	Naphthalene	370	U
106-47-8	4-Chloroaniline	370	U
111-91-1	Bis(2-chloroethoxy)methane	370	U
87-68-3	Hexachlorobutadiene	370	U
59-50-7	4-Chloro-3-methylphenol	370	U
91-57-6	2-Methylnaphthalene	370	U
77-47-4	Hexachlorocyclopentadiene	370	U
88-06-2	2,4,6-Trichlorophenol	370	U
95-95-4	2,4,5-Trichlorophenol	740	U
91-58-7	2-Chloronaphthalene	370	U
88-74-4	2-Nitroaniline	740	U
131-11-3	Dimethylphthalate	370	U
208-96-8	Acenaphthylene	370	U
606-20-2	2,6-Dinitrotoluene	370	U
99-09-2	3-Nitroaniline	740	U
83-32-9	Acenaphthene	370	U
51-28-5	2,4-Dinitrophenol	740	U
100-02-7	4-Nitrophenol	740	U
132-64-9	Dibenzofuran	370	U

1E - FORM I SV-2

SEMIVOLATILE ORGANICS ANALYSIS DATA SHEET

CLIENT SAMPLE NO.

690-SB-62
(6.2'-7.8')-O

Lab Name: MITKEM LABORATORIES Contract:

Lab Code: MITKEM Case No.: J1865 Mod. Ref No.: SDG No.: SJ1865

Matrix: (SOIL/SED/WATER) SOIL Lab Sample ID: J1865-23A

Sample wt/vol: 30.0 (g/mL) G Lab File ID: S3G8895.D

Level: (LOW/MED) LOW Extraction: (Type) SONC

% Moisture: 10 Decanted: (Y/N) N Date Received: 09/27/2010

Concentrated Extract Volume: 1000 (uL) Date Extracted: 09/29/2010

Injection Volume: 1.0 (uL) GPC Factor: 1.00 Date Analyzed: 10/04/2010

GPC Cleanup: (Y/N) N pH: Dilution Factor: 1.0

CAS NO.	COMPOUND	CONCENTRATION UNITS: (ug/L or ug/Kg) UG/KG	Q
121-14-2	2,4-Dinitrotoluene	370	U
84-66-2	Diethylphthalate	370	U
7005-72-3	4-Chlorophenyl-phenylether	370	U
86-73-7	Fluorene	370	U
100-01-6	4-Nitroaniline	740	U
534-52-1	4,6-Dinitro-2-methylphenol	740	U
86-30-6	N-Nitrosodiphenylamine	370	U
101-55-3	4-Bromophenyl-phenylether	370	U
118-74-1	Hexachlorobenzene	370	U
87-86-5	Pentachlorophenol	740	U
85-01-8	Phenanthrene	370	U
120-12-7	Anthracene	370	U
86-74-8	Carbazole	370	U
84-74-2	Di-n-butylphthalate	370	U
206-44-0	Fluoranthene	370	U
129-00-0	Pyrene	370	U
85-68-7	Butylbenzylphthalate	370	U
91-94-1	3,3'-Dichlorobenzidine	370	U
56-55-3	Benzo(a)anthracene	370	U
218-01-9	Chrysene	370	U
117-81-7	Bis(2-ethylhexyl)phthalate	370	U
117-84-0	Di-n-octylphthalate	370	U
205-99-2	Benzo(b)fluoranthene	370	U
207-08-9	Benzo(k)fluoranthene	370	U
50-32-8	Benzo(a)pyrene	370	U
193-39-5	Indeno(1,2,3-cd)pyrene	370	U
53-70-3	Dibenzo(a,h)anthracene	370	U
191-24-2	Benzo(g,h,i)perylene	370	U

1K - FORM I SV-TIC

SEMIVOLATILE ORGANICS ANALYSIS DATA SHEET

TENTATIVELY IDENTIFIED COMPOUNDS

CLIENT SAMPLE NO.

690-SB-62
(6.2'-7.8')-O

Lab Name: MITKEM LABORATORIES Contract:

Lab Code: MITKEM Case No.: J1865 Mod. Ref No.: SDG No.: SJ1865

Matrix: (SOIL/SED/WATER) SOIL Lab Sample ID: J1865-23A

Sample wt/vol: 30.0 (g/mL) G Lab File ID: S3G8895.D

Level: (TRACE or LOW/MED) LOW Extraction: (Type) SONC

% Moisture: 10 Decanted: (Y/N) N Date Received: 09/27/2010

Concentrated Extract Volume: 1000 (uL) Date Extracted: 09/29/2010

Injection Volume: 1.0 (uL) GPC Factor: 1.00 Date Analyzed: 10/04/2010

GPC Cleanup: (Y/N) N pH: Dilution Factor: 1.0

CONCENTRATION UNITS: (ug/L or ug/Kg) UG/KG

CAS NUMBER	COMPOUND NAME	RT	EST. CONC.	Q
E96679€ [2]	Total Alkanes	N/A		

[2] EPA-designated Registry Number.

1D - FORM I SV-1

SEMIVOLATILE ORGANICS ANALYSIS DATA SHEET

CLIENT SAMPLE NO.

690-SB-69
(6.0'-8.0')-O

Lab Name: MITKEM LABORATORIES Contract:

Lab Code: MITKEM Case No.: J1865 Mod. Ref No.: SDG No.: SJ1865

Matrix: (SOIL/SED/WATER) SOIL Lab Sample ID: J1865-25A

Sample wt/vol: 30.3 (g/mL) G Lab File ID: S3G8896.D

Level: (LOW/MED) LOW Extraction: (Type) SONC

% Moisture: 13 Decanted: (Y/N) N Date Received: 09/27/2010

Concentrated Extract Volume: 1000 (uL) Date Extracted: 09/29/2010

Injection Volume: 1.0 (uL) GPC Factor: 1.00 Date Analyzed: 10/04/2010

GPC Cleanup: (Y/N) N pH: Dilution Factor: 1.0

CAS NO.	COMPOUND	CONCENTRATION UNITS: (ug/L or ug/Kg) UG/KG	Q
108-95-2	Phenol	380	U
111-44-4	Bis(2-chloroethyl)ether	380	U
95-57-8	2-Chlorophenol	380	U
541-73-1	1,3-Dichlorobenzene	380	U
106-46-7	1,4-Dichlorobenzene	380	U
95-50-1	1,2-Dichlorobenzene	380	U
95-48-7	2-Methylphenol	380	U
108-60-1	2,2'-oxybis(1-Chloropropane)	380	U
106-44-5	4-Methylphenol	380	U
621-64-7	N-Nitroso-di-n-propylamine	380	U
67-72-1	Hexachloroethane	380	U
98-95-3	Nitrobenzene	380	U
78-59-1	Isophorone	380	U
88-75-5	2-Nitrophenol	380	U
105-67-9	2,4-Dimethylphenol	380	U
120-83-2	2,4-Dichlorophenol	380	U
120-82-1	1,2,4-Trichlorobenzene	380	U
91-20-3	Naphthalene	380	U
106-47-8	4-Chloroaniline	380	U
111-91-1	Bis(2-chloroethoxy)methane	380	U
87-68-3	Hexachlorobutadiene	380	U
59-50-7	4-Chloro-3-methylphenol	380	U
91-57-6	2-Methylnaphthalene	380	U
77-47-4	Hexachlorocyclopentadiene	380	U
88-06-2	2,4,6-Trichlorophenol	380	U
95-95-4	2,4,5-Trichlorophenol	760	U
91-58-7	2-Chloronaphthalene	380	U
88-74-4	2-Nitroaniline	760	U
131-11-3	Dimethylphthalate	380	U
208-96-8	Acenaphthylene	380	U
606-20-2	2,6-Dinitrotoluene	380	U
99-09-2	3-Nitroaniline	760	U
83-32-9	Acenaphthene	380	U
51-28-5	2,4-Dinitrophenol	760	U
100-02-7	4-Nitrophenol	760	U
132-64-9	Dibenzofuran	380	U

1E - FORM I SV-2

SEMIVOLATILE ORGANICS ANALYSIS DATA SHEET

CLIENT SAMPLE NO.

690-SB-69
(6.0'-8.0')-O

Lab Name: MITKEM LABORATORIES Contract:

Lab Code: MITKEM Case No.: J1865 Mod. Ref No.: SDG No.: SJ1865

Matrix: (SOIL/SED/WATER) SOIL Lab Sample ID: J1865-25A

Sample wt/vol: 30.3 (g/mL) G Lab File ID: S3G8896.D

Level: (LOW/MED) LOW Extraction: (Type) SONC

% Moisture: 13 Decanted: (Y/N) N Date Received: 09/27/2010

Concentrated Extract Volume: 1000 (uL) Date Extracted: 09/29/2010

Injection Volume: 1.0 (uL) GPC Factor: 1.00 Date Analyzed: 10/04/2010

GPC Cleanup: (Y/N) N pH: Dilution Factor: 1.0

CAS NO.	COMPOUND	CONCENTRATION UNITS: (ug/L or ug/Kg) UG/KG	Q
121-14-2	2,4-Dinitrotoluene	380	U
84-66-2	Diethylphthalate	380	U
7005-72-3	4-Chlorophenyl-phenylether	380	U
86-73-7	Fluorene	380	U
100-01-6	4-Nitroaniline	760	U
534-52-1	4,6-Dinitro-2-methylphenol	760	U
86-30-6	N-Nitrosodiphenylamine	380	U
101-55-3	4-Bromophenyl-phenylether	380	U
118-74-1	Hexachlorobenzene	380	U
87-86-5	Pentachlorophenol	760	U
85-01-8	Phenanthrene	380	U
120-12-7	Anthracene	380	U
86-74-8	Carbazole	380	U
84-74-2	Di-n-butylphthalate	380	U
206-44-0	Fluoranthene	380	U
129-00-0	Pyrene	380	U
85-68-7	Butylbenzylphthalate	380	U
91-94-1	3,3'-Dichlorobenzidine	380	U
56-55-3	Benzo(a)anthracene	380	U
218-01-9	Chrysene	380	U
117-81-7	Bis(2-ethylhexyl)phthalate	380	U
117-84-0	Di-n-octylphthalate	380	U
205-99-2	Benzo(b)fluoranthene	380	U
207-08-9	Benzo(k)fluoranthene	380	U
50-32-8	Benzo(a)pyrene	380	U
193-39-5	Indeno(1,2,3-cd)pyrene	380	U
53-70-3	Dibenzo(a,h)anthracene	380	U
191-24-2	Benzo(g,h,i)perylene	380	U

1K - FORM I SV-TIC

SEMIVOLATILE ORGANICS ANALYSIS DATA SHEET

TENTATIVELY IDENTIFIED COMPOUNDS

CLIENT SAMPLE NO.

690-SB-69
(6.0'-8.0')-O

Lab Name: MITKEM LABORATORIES Contract:

Lab Code: MITKEM Case No.: J1865 Mod. Ref No.: SDG No.: SJ1865

Matrix: (SOIL/SED/WATER) SOIL Lab Sample ID: J1865-25A

Sample wt/vol: 30.3 (g/mL) G Lab File ID: S3G8896.D

Level: (TRACE or LOW/MED) LOW Extraction: (Type) SONC

% Moisture: 13 Decanted: (Y/N) N Date Received: 09/27/2010

Concentrated Extract Volume: 1000 (uL) Date Extracted: 09/29/2010

Injection Volume: 1.0 (uL) GPC Factor: 1.00 Date Analyzed: 10/04/2010

GPC Cleanup: (Y/N) N pH: Dilution Factor: 1.0

CONCENTRATION UNITS: (ug/L or ug/Kg) UG/KG

CAS NUMBER	COMPOUND NAME	RT	EST. CONC.	Q
E966796[2]	Total Alkanes	N/A		

[2]EPA-designated Registry Number.

1D - FORM I SV-1

SEMIVOLATILE ORGANICS ANALYSIS DATA SHEET

CLIENT SAMPLE NO.
690-SB-68
(9.5'-10.8')-O

Lab Name: MITKEM LABORATORIES Contract:

Lab Code: MITKEM Case No.: J1865 Mod. Ref No.: SDG No.: SJ1865

Matrix: (SOIL/SED/WATER) SOIL Lab Sample ID: J1865-26A

Sample wt/vol: 30.2 (g/mL) G Lab File ID: S3G8897.D

Level: (LOW/MED) LOW Extraction: (Type) SONC

% Moisture: 15 Decanted: (Y/N) N Date Received: 09/27/2010

Concentrated Extract Volume: 1000 (uL) Date Extracted: 09/29/2010

Injection Volume: 1.0 (uL) GPC Factor: 1.00 Date Analyzed: 10/04/2010

GPC Cleanup: (Y/N) N pH: Dilution Factor: 1.0

CAS NO.	COMPOUND	CONCENTRATION UNITS: (ug/L or ug/Kg) UG/KG	Q
108-95-2	Phenol	390	U
111-44-4	Bis(2-chloroethyl)ether	390	U
95-57-8	2-Chlorophenol	390	U
541-73-1	1,3-Dichlorobenzene	390	U
106-46-7	1,4-Dichlorobenzene	390	U
95-50-1	1,2-Dichlorobenzene	390	U
95-48-7	2-Methylphenol	390	U
108-60-1	2,2'-oxybis(1-Chloropropane)	390	U
106-44-5	4-Methylphenol	390	U
621-64-7	N-Nitroso-di-n-propylamine	390	U
67-72-1	Hexachloroethane	390	U
98-95-3	Nitrobenzene	390	U
78-59-1	Isophorone	390	U
88-75-5	2-Nitrophenol	390	U
105-67-9	2,4-Dimethylphenol	390	U
120-83-2	2,4-Dichlorophenol	390	U
120-82-1	1,2,4-Trichlorobenzene	390	U
91-20-3	Naphthalene	390	U
106-47-8	4-Chloroaniline	390	U
111-91-1	Bis(2-chloroethoxy)methane	390	U
87-68-3	Hexachlorobutadiene	390	U
59-50-7	4-Chloro-3-methylphenol	390	U
91-57-6	2-Methylnaphthalene	390	U
77-47-4	Hexachlorocyclopentadiene	390	U
88-06-2	2,4,6-Trichlorophenol	390	U
95-95-4	2,4,5-Trichlorophenol	780	U
91-58-7	2-Chloronaphthalene	390	U
88-74-4	2-Nitroaniline	780	U
131-11-3	Dimethylphthalate	390	U
208-96-8	Acenaphthylene	390	U
606-20-2	2,6-Dinitrotoluene	390	U
99-09-2	3-Nitroaniline	780	U
83-32-9	Acenaphthene	390	U
51-28-5	2,4-Dinitrophenol	780	U
100-02-7	4-Nitrophenol	780	U
132-64-9	Dibenzofuran	390	U

1E - FORM I SV-2

SEMIVOLATILE ORGANICS ANALYSIS DATA SHEET

CLIENT SAMPLE NO.

690-SB-68
(9.5'-10.8')-O

Lab Name: MITKEM LABORATORIES Contract:

Lab Code: MITKEM Case No.: J1865 Mod. Ref No.: SDG No.: SJ1865

Matrix: (SOIL/SED/WATER) SOIL Lab Sample ID: J1865-26A

Sample wt/vol: 30.2 (g/mL) G Lab File ID: S3G8897.D

Level: (LOW/MED) LOW Extraction: (Type) SONC

% Moisture: 15 Decanted: (Y/N) N Date Received: 09/27/2010

Concentrated Extract Volume: 1000 (uL) Date Extracted: 09/29/2010

Injection Volume: 1.0 (uL) GPC Factor: 1.00 Date Analyzed: 10/04/2010

GPC Cleanup: (Y/N) N pH: Dilution Factor: 1.0

CAS NO.	COMPOUND	CONCENTRATION UNITS: (ug/L or ug/Kg) UG/KG	Q
121-14-2	2,4-Dinitrotoluene	390	U
84-66-2	Diethylphthalate	390	U
7005-72-3	4-Chlorophenyl-phenylether	390	U
86-73-7	Fluorene	390	U
100-01-6	4-Nitroaniline	780	U
534-52-1	4,6-Dinitro-2-methylphenol	780	U
86-30-6	N-Nitrosodiphenylamine	390	U
101-55-3	4-Bromophenyl-phenylether	390	U
118-74-1	Hexachlorobenzene	390	U
87-86-5	Pentachlorophenol	780	U
85-01-8	Phenanthrene	390	U
120-12-7	Anthracene	390	U
86-74-8	Carbazole	390	U
84-74-2	Di-n-butylphthalate	390	U
206-44-0	Fluoranthene	390	U
129-00-0	Pyrene	390	U
85-68-7	Butylbenzylphthalate	390	U
91-94-1	3,3'-Dichlorobenzidine	390	U
56-55-3	Benzo(a)anthracene	390	U
218-01-9	Chrysene	390	U
117-81-7	Bis(2-ethylhexyl)phthalate	390	U
117-84-0	Di-n-octylphthalate	390	U
205-99-2	Benzo(b)fluoranthene	390	U
207-08-9	Benzo(k)fluoranthene	390	U
50-32-8	Benzo(a)pyrene	390	U
193-39-5	Indeno(1,2,3-cd)pyrene	390	U
53-70-3	Dibenzo(a,h)anthracene	390	U
191-24-2	Benzo(g,h,i)perylene	390	U

1K - FORM I SV-TIC

SEMIVOLATILE ORGANICS ANALYSIS DATA SHEET

TENTATIVELY IDENTIFIED COMPOUNDS

CLIENT SAMPLE NO.

690-SB-68
(9.5'-10.8')-O

Lab Name: MITKEM LABORATORIES Contract:

Lab Code: MITKEM Case No.: J1865 Mod. Ref No.: SDG No.: SJ1865

Matrix: (SOIL/SED/WATER) SOIL Lab Sample ID: J1865-26A

Sample wt/vol: 30.2 (g/mL) G Lab File ID: S3G8897.D

Level: (TRACE or LOW/MED) LOW Extraction: (Type) SONC

% Moisture: 15 Decanted: (Y/N) N Date Received: 09/27/2010

Concentrated Extract Volume: 1000 (uL) Date Extracted: 09/29/2010

Injection Volume: 1.0 (uL) GPC Factor: 1.00 Date Analyzed: 10/04/2010

GPC Cleanup: (Y/N) N pH: Dilution Factor: 1.0

CONCENTRATION UNITS: (ug/L or ug/Kg) UG/KG

	CAS NUMBER	COMPOUND NAME	RT	EST. CONC.	Q
01		Unknown-01	4.374	400	J
02		Unknown-02	4.598	180	J
03	2847-72-5	Decane, 4-methyl-	5.250	160	NJ
	E96679[2]	Total Alkanes	N/A		

[2]EPA-designated Registry Number.

1D - FORM I SV-1

SEMIVOLATILE ORGANICS ANALYSIS DATA SHEET

CLIENT SAMPLE NO.
690-SB-74
(6.5'-7.0')-O

Lab Name: MITKEM LABORATORIES Contract:

Lab Code: MITKEM Case No.: J1865 Mod. Ref No.: SDG No.: SJ1865

Matrix: (SOIL/SED/WATER) SOIL Lab Sample ID: J1865-27A

Sample wt/vol: 30.2 (g/mL) G Lab File ID: S3G8890.D

Level: (LOW/MED) LOW Extraction: (Type) SONC

% Moisture: 16 Decanted: (Y/N) N Date Received: 09/27/2010

Concentrated Extract Volume: 1000 (uL) Date Extracted: 09/30/2010

Injection Volume: 1.0 (uL) GPC Factor: 1.00 Date Analyzed: 10/04/2010

GPC Cleanup: (Y/N) N pH: Dilution Factor: 1.0

CAS NO.	COMPOUND	CONCENTRATION UNITS: (ug/L or ug/Kg) UG/KG	Q
108-95-2	Phenol	390	U
111-44-4	Bis(2-chloroethyl)ether	390	U
95-57-8	2-Chlorophenol	390	U
541-73-1	1,3-Dichlorobenzene	390	U
106-46-7	1,4-Dichlorobenzene	390	U
95-50-1	1,2-Dichlorobenzene	390	U
95-48-7	2-Methylphenol	390	U
108-60-1	2,2'-oxybis(1-Chloropropane)	390	U
106-44-5	4-Methylphenol	390	U
621-64-7	N-Nitroso-di-n-propylamine	390	U
67-72-1	Hexachloroethane	390	U
98-95-3	Nitrobenzene	390	U
78-59-1	Isophorone	390	U
88-75-5	2-Nitrophenol	390	U
105-67-9	2,4-Dimethylphenol	390	U
120-83-2	2,4-Dichlorophenol	390	U
120-82-1	1,2,4-Trichlorobenzene	390	U
91-20-3	Naphthalene	390	U
106-47-8	4-Chloroaniline	390	U
111-91-1	Bis(2-chloroethoxy)methane	390	U
87-68-3	Hexachlorobutadiene	390	U
59-50-7	4-Chloro-3-methylphenol	390	U
91-57-6	2-Methylnaphthalene	390	U
77-47-4	Hexachlorocyclopentadiene	390	U
88-06-2	2,4,6-Trichlorophenol	390	U
95-95-4	2,4,5-Trichlorophenol	790	U
91-58-7	2-Chloronaphthalene	390	U
88-74-4	2-Nitroaniline	790	U
131-11-3	Dimethylphthalate	390	U
208-96-8	Acenaphthylene	390	U
606-20-2	2,6-Dinitrotoluene	390	U
99-09-2	3-Nitroaniline	790	U
83-32-9	Acenaphthene	390	U
51-28-5	2,4-Dinitrophenol	790	U
100-02-7	4-Nitrophenol	790	U
132-64-9	Dibenzofuran	390	U

1E - FORM I SV-2

SEMIVOLATILE ORGANICS ANALYSIS DATA SHEET

CLIENT SAMPLE NO.
690-SB-74
(6.5'-7.0')-O

Lab Name: MITKEM LABORATORIES Contract:

Lab Code: MITKEM Case No.: J1865 Mod. Ref No.: SDG No.: SJ1865

Matrix: (SOIL/SED/WATER) SOIL Lab Sample ID: J1865-27A

Sample wt/vol: 30.2 (g/mL) G Lab File ID: S3G8890.D

Level: (LOW/MED) LOW Extraction: (Type) SONC

% Moisture: 16 Decanted: (Y/N) N Date Received: 09/27/2010

Concentrated Extract Volume: 1000 (uL) Date Extracted: 09/30/2010

Injection Volume: 1.0 (uL) GPC Factor: 1.00 Date Analyzed: 10/04/2010

GPC Cleanup: (Y/N) N pH: Dilution Factor: 1.0

CAS NO.	COMPOUND	CONCENTRATION UNITS: (ug/L or ug/Kg) UG/KG	Q
121-14-2	2,4-Dinitrotoluene	390	U
84-66-2	Diethylphthalate	390	U
7005-72-3	4-Chlorophenyl-phenylether	390	U
86-73-7	Fluorene	390	U
100-01-6	4-Nitroaniline	790	U
534-52-1	4,6-Dinitro-2-methylphenol	790	U
86-30-6	N-Nitrosodiphenylamine	390	U
101-55-3	4-Bromophenyl-phenylether	390	U
118-74-1	Hexachlorobenzene	390	U
87-86-5	Pentachlorophenol	790	U
85-01-8	Phenanthrene	390	U
120-12-7	Anthracene	390	U
86-74-8	Carbazole	390	U
84-74-2	Di-n-butylphthalate	390	U
206-44-0	Fluoranthene	390	U
129-00-0	Pyrene	390	U
85-68-7	Butylbenzylphthalate	390	U
91-94-1	3,3'-Dichlorobenzidine	390	U
56-55-3	Benzo(a)anthracene	390	U
218-01-9	Chrysene	390	U
117-81-7	Bis(2-ethylhexyl)phthalate	390	U
117-84-0	Di-n-octylphthalate	390	U
205-99-2	Benzo(b)fluoranthene	390	U
207-08-9	Benzo(k)fluoranthene	390	U
50-32-8	Benzo(a)pyrene	390	U
193-39-5	Indeno(1,2,3-cd)pyrene	390	U
53-70-3	Dibenzo(a,h)anthracene	390	U
191-24-2	Benzo(g,h,i)perylene	390	U

1K - FORM I SV-TIC

SEMIVOLATILE ORGANICS ANALYSIS DATA SHEET

TENTATIVELY IDENTIFIED COMPOUNDS

CLIENT SAMPLE NO.

690-SB-74
(6.5'-7.0')-O

Lab Name: MITKEM LABORATORIES Contract:

Lab Code: MITKEM Case No.: J1865 Mod. Ref No.: SDG No.: SJ1865

Matrix: (SOIL/SED/WATER) SOIL Lab Sample ID: J1865-27A

Sample wt/vol: 30.2 (g/mL) G Lab File ID: S3G8890.D

Level: (TRACE or LOW/MED) LOW Extraction: (Type) SONC

% Moisture: 16 Decanted: (Y/N) N Date Received: 09/27/2010

Concentrated Extract Volume: 1000 (uL) Date Extracted: 09/30/2010

Injection Volume: 1.0 (uL) GPC Factor: 1.00 Date Analyzed: 10/04/2010

GPC Cleanup: (Y/N) N pH: Dilution Factor: 1.0

CONCENTRATION UNITS: (ug/L or ug/Kg) UG/KG

	CAS NUMBER	COMPOUND NAME	RT	EST. CONC.	Q
01	1000140-07-4	1R,3Z,9S-2,6,10,10-Tetrameth	10.215	490	NJ
02	142-16-5	Bis(2-ethylhexyl) maleate	10.354	300	NJ
	E96679[2]	Total Alkanes	N/A		

[2]EPA-designated Registry Number.

1D - FORM I SV-1

SEMIVOLATILE ORGANICS ANALYSIS DATA SHEET

CLIENT SAMPLE NO.
690-FIELD BLANK-1-O

Lab Name: MITKEM LABORATORIES Contract:

Lab Code: MITKEM Case No.: J1865 Mod. Ref No.: SDG No.: SJ1865

Matrix: (SOIL/SED/WATER) WATER Lab Sample ID: J1865-28C

Sample wt/vol: 1000 (g/mL) ML Lab File ID: S1G2476.D

Level: (LOW/MED) LOW Extraction: (Type) SEPF

% Moisture: Decanted: (Y/N) Date Received: 09/27/2010

Concentrated Extract Volume: 1000 (uL) Date Extracted: 09/29/2010

Injection Volume: 1.0 (uL) GPC Factor: 1.00 Date Analyzed: 10/04/2010

GPC Cleanup: (Y/N) N pH: Dilution Factor: 1.0

CAS NO.	COMPOUND	CONCENTRATION UNITS: (ug/L or ug/Kg) UG/L	Q
108-95-2	Phenol	10	U
111-44-4	Bis(2-chloroethyl)ether	10	U
95-57-8	2-Chlorophenol	10	U
541-73-1	1,3-Dichlorobenzene	10	U
106-46-7	1,4-Dichlorobenzene	10	U
95-50-1	1,2-Dichlorobenzene	10	U
95-48-7	2-Methylphenol	10	U
108-60-1	2,2'-oxybis(1-Chloropropane)	10	U
106-44-5	4-Methylphenol	10	U
621-64-7	N-Nitroso-di-n-propylamine	10	U
67-72-1	Hexachloroethane	10	U
98-95-3	Nitrobenzene	10	U
78-59-1	Isophorone	10	U
88-75-5	2-Nitrophenol	10	U
105-67-9	2,4-Dimethylphenol	10	U
120-83-2	2,4-Dichlorophenol	10	U
120-82-1	1,2,4-Trichlorobenzene	10	U
91-20-3	Naphthalene	10	U
106-47-8	4-Chloroaniline	10	U
111-91-1	Bis(2-chloroethoxy)methane	10	U
87-68-3	Hexachlorobutadiene	10	U
59-50-7	4-Chloro-3-methylphenol	10	U
91-57-6	2-Methylnaphthalene	10	U
77-47-4	Hexachlorocyclopentadiene	10	U
88-06-2	2,4,6-Trichlorophenol	10	U
95-95-4	2,4,5-Trichlorophenol	20	U
91-58-7	2-Chloronaphthalene	10	U
88-74-4	2-Nitroaniline	20	U
131-11-3	Dimethylphthalate	10	U
208-96-8	Acenaphthylene	10	U
606-20-2	2,6-Dinitrotoluene	10	U
99-09-2	3-Nitroaniline	20	U
83-32-9	Acenaphthene	10	U
51-28-5	2,4-Dinitrophenol	20	U
100-02-7	4-Nitrophenol	20	U
132-64-9	Dibenzofuran	10	U

1E - FORM I SV-2

SEMIVOLATILE ORGANICS ANALYSIS DATA SHEET

CLIENT SAMPLE NO.
690-FIELD BLANK-1-O

Lab Name: MITKEM LABORATORIES Contract:

Lab Code: MITKEM Case No.: J1865 Mod. Ref No.: SDG No.: SJ1865

Matrix: (SOIL/SED/WATER) WATER Lab Sample ID: J1865-28C

Sample wt/vol: 1000 (g/mL) ML Lab File ID: S1G2476.D

Level: (LOW/MED) LOW Extraction: (Type) SEPF

% Moisture: Decanted: (Y/N) Date Received: 09/27/2010

Concentrated Extract Volume: 1000 (uL) Date Extracted: 09/29/2010

Injection Volume: 1.0 (uL) GPC Factor: 1.00 Date Analyzed: 10/04/2010

GPC Cleanup: (Y/N) N pH: Dilution Factor: 1.0

CAS NO.	COMPOUND	CONCENTRATION UNITS: (ug/L or ug/Kg) UG/L	Q
121-14-2	2,4-Dinitrotoluene	10	U
84-66-2	Diethylphthalate	10	U
7005-72-3	4-Chlorophenyl-phenylether	10	U
86-73-7	Fluorene	10	U
100-01-6	4-Nitroaniline	20	U
534-52-1	4,6-Dinitro-2-methylphenol	20	U
86-30-6	N-Nitrosodiphenylamine	10	U
101-55-3	4-Bromophenyl-phenylether	10	U
118-74-1	Hexachlorobenzene	10	U
87-86-5	Pentachlorophenol	20	U
85-01-8	Phenanthrene	10	U
120-12-7	Anthracene	10	U
86-74-8	Carbazole	10	U
84-74-2	Di-n-butylphthalate	10	U
206-44-0	Fluoranthene	10	U
129-00-0	Pyrene	10	U
85-68-7	Butylbenzylphthalate	10	U
91-94-1	3,3'-Dichlorobenzidine	10	U
56-55-3	Benzo(a)anthracene	10	U
218-01-9	Chrysene	10	U
117-81-7	Bis(2-ethylhexyl)phthalate	10	U
117-84-0	Di-n-octylphthalate	10	U
205-99-2	Benzo(b)fluoranthene	10	U
207-08-9	Benzo(k)fluoranthene	10	U
50-32-8	Benzo(a)pyrene	10	U
193-39-5	Indeno(1,2,3-cd)pyrene	10	U
53-70-3	Dibenzo(a,h)anthracene	10	U
191-24-2	Benzo(g,h,i)perylene	10	U

1K - FORM I SV-TIC

SEMIVOLATILE ORGANICS ANALYSIS DATA SHEET

TENTATIVELY IDENTIFIED COMPOUNDS

CLIENT SAMPLE NO.

690-FIELD BLANK-1-O

Lab Name: MITKEM LABORATORIES Contract:

Lab Code: MITKEM Case No.: J1865 Mod. Ref No.: SDG No.: SJ1865

Matrix: (SOIL/SED/WATER) WATER Lab Sample ID: J1865-28C

Sample wt/vol: 1000 (g/mL) ML Lab File ID: S1G2476.D

Level: (TRACE or LOW/MED) LOW Extraction: (Type) SEPF

% Moisture: Decanted: (Y/N) Date Received: 09/27/2010

Concentrated Extract Volume: 1000 (uL) Date Extracted: 09/29/2010

Injection Volume: 1.0 (uL) GPC Factor: 1.00 Date Analyzed: 10/04/2010

GPC Cleanup: (Y/N) N pH: Dilution Factor: 1.0

CONCENTRATION UNITS: (ug/L or ug/Kg) UG/L

	CAS NUMBER	COMPOUND NAME	RT	EST. CONC.	Q
01	84-69-5	1,2-Benzenedicarboxylic acid	9.807	9.2	NJ
02	1000140-07-4	1R,3Z,9S-2,6,10,10-Tetrameth	10.833	15	NJ
03		Unknown-01	11.028	6.1	J
04		Unknown-02	11.255	27	J
	E96679[2]	Total Alkanes	N/A		

[2]EPA-designated Registry Number.

1D - FORM I SV-1

SEMIVOLATILE ORGANICS ANALYSIS DATA SHEET

CLIENT SAMPLE NO.
690-FIELD BLANK-2-O

Lab Name: MITKEM LABORATORIES Contract:

Lab Code: MITKEM Case No.: J1865 Mod. Ref No.: SDG No.: SJ1865

Matrix: (SOIL/SED/WATER) WATER Lab Sample ID: J1865-29C

Sample wt/vol: 1000 (g/mL) ML Lab File ID: S1G2477.D

Level: (LOW/MED) LOW Extraction: (Type) SEPF

% Moisture: Decanted: (Y/N) Date Received: 09/27/2010

Concentrated Extract Volume: 1000 (uL) Date Extracted: 09/29/2010

Injection Volume: 1.0 (uL) GPC Factor: 1.00 Date Analyzed: 10/04/2010

GPC Cleanup: (Y/N) N pH: Dilution Factor: 1.0

CAS NO.	COMPOUND	CONCENTRATION UNITS: (ug/L or ug/Kg) UG/L	Q
108-95-2	Phenol	10	U
111-44-4	Bis(2-chloroethyl)ether	10	U
95-57-8	2-Chlorophenol	10	U
541-73-1	1,3-Dichlorobenzene	10	U
106-46-7	1,4-Dichlorobenzene	10	U
95-50-1	1,2-Dichlorobenzene	10	U
95-48-7	2-Methylphenol	10	U
108-60-1	2,2'-oxybis(1-Chloropropane)	10	U
106-44-5	4-Methylphenol	10	U
621-64-7	N-Nitroso-di-n-propylamine	10	U
67-72-1	Hexachloroethane	10	U
98-95-3	Nitrobenzene	10	U
78-59-1	Isophorone	10	U
88-75-5	2-Nitrophenol	10	U
105-67-9	2,4-Dimethylphenol	10	U
120-83-2	2,4-Dichlorophenol	10	U
120-82-1	1,2,4-Trichlorobenzene	10	U
91-20-3	Naphthalene	10	U
106-47-8	4-Chloroaniline	10	U
111-91-1	Bis(2-chloroethoxy)methane	10	U
87-68-3	Hexachlorobutadiene	10	U
59-50-7	4-Chloro-3-methylphenol	10	U
91-57-6	2-Methylnaphthalene	10	U
77-47-4	Hexachlorocyclopentadiene	10	U
88-06-2	2,4,6-Trichlorophenol	10	U
95-95-4	2,4,5-Trichlorophenol	20	U
91-58-7	2-Chloronaphthalene	10	U
88-74-4	2-Nitroaniline	20	U
131-11-3	Dimethylphthalate	10	U
208-96-8	Acenaphthylene	10	U
606-20-2	2,6-Dinitrotoluene	10	U
99-09-2	3-Nitroaniline	20	U
83-32-9	Acenaphthene	10	U
51-28-5	2,4-Dinitrophenol	20	U
100-02-7	4-Nitrophenol	20	U
132-64-9	Dibenzofuran	10	U

1E - FORM I SV-2

SEMIVOLATILE ORGANICS ANALYSIS DATA SHEET

CLIENT SAMPLE NO.

690-FIELD BLANK-2-O

Lab Name: MITKEM LABORATORIES Contract:

Lab Code: MITKEM Case No.: J1865 Mod. Ref No.: SDG No.: SJ1865

Matrix: (SOIL/SED/WATER) WATER Lab Sample ID: J1865-29C

Sample wt/vol: 1000 (g/mL) ML Lab File ID: S1G2477.D

Level: (LOW/MED) LOW Extraction: (Type) SEPF

% Moisture: Decanted: (Y/N) Date Received: 09/27/2010

Concentrated Extract Volume: 1000 (uL) Date Extracted: 09/29/2010

Injection Volume: 1.0 (uL) GPC Factor: 1.00 Date Analyzed: 10/04/2010

GPC Cleanup: (Y/N) N pH: Dilution Factor: 1.0

CAS NO.	COMPOUND	CONCENTRATION UNITS: (ug/L or ug/Kg) UG/L	Q
121-14-2	2,4-Dinitrotoluene	10	U
84-66-2	Diethylphthalate	10	U
7005-72-3	4-Chlorophenyl-phenylether	10	U
86-73-7	Fluorene	10	U
100-01-6	4-Nitroaniline	20	U
534-52-1	4,6-Dinitro-2-methylphenol	20	U
86-30-6	N-Nitrosodiphenylamine	10	U
101-55-3	4-Bromophenyl-phenylether	10	U
118-74-1	Hexachlorobenzene	10	U
87-86-5	Pentachlorophenol	20	U
85-01-8	Phenanthrene	10	U
120-12-7	Anthracene	10	U
86-74-8	Carbazole	10	U
84-74-2	Di-n-butylphthalate	2.0	J
206-44-0	Fluoranthene	10	U
129-00-0	Pyrene	10	U
85-68-7	Butylbenzylphthalate	10	U
91-94-1	3,3'-Dichlorobenzidine	10	U
56-55-3	Benzo(a)anthracene	10	U
218-01-9	Chrysene	10	U
117-81-7	Bis(2-ethylhexyl)phthalate	10	U
117-84-0	Di-n-octylphthalate	10	U
205-99-2	Benzo(b)fluoranthene	10	U
207-08-9	Benzo(k)fluoranthene	10	U
50-32-8	Benzo(a)pyrene	10	U
193-39-5	Indeno(1,2,3-cd)pyrene	10	U
53-70-3	Dibenzo(a,h)anthracene	10	U
191-24-2	Benzo(g,h,i)perylene	10	U

1K - FORM I SV-TIC

SEMIVOLATILE ORGANICS ANALYSIS DATA SHEET

TENTATIVELY IDENTIFIED COMPOUNDS

CLIENT SAMPLE NO.

690-SB-96
(4.0'-4.5')

Lab Name: MITKEM LABORATORIES Contract:

Lab Code: MITKEM Case No.: J1865 Mod. Ref No.: SDG No.: SJ1865

Matrix: (SOIL/SED/WATER) SOIL Lab Sample ID: J1865-30A

Sample wt/vol: 30.5 (g/mL) G Lab File ID: S3G8900.D

Level: (TRACE or LOW/MED) LOW Extraction: (Type) SONC

% Moisture: 19 Decanted: (Y/N) N Date Received: 09/27/2010

Concentrated Extract Volume: 1000 (uL) Date Extracted: 09/30/2010

Injection Volume: 1.0 (uL) GPC Factor: 1.00 Date Analyzed: 10/05/2010

GPC Cleanup: (Y/N) N pH: Dilution Factor: 1.0

CONCENTRATION UNITS: (ug/L or ug/Kg) UG/KG

	CAS NUMBER	COMPOUND NAME	RT	EST. CONC.	Q
01		Unknown-01	10.218	210	J
	E966796[2]	Total Alkanes	N/A		

[2]EPA-designated Registry Number.

1D - FORM I SV-1

SEMIVOLATILE ORGANICS ANALYSIS DATA SHEET

CLIENT SAMPLE NO.
690-SB-96
(4.0'-4.5')

Lab Name: MITKEM LABORATORIES Contract:

Lab Code: MITKEM Case No.: J1865 Mod. Ref No.: SDG No.: SJ1865

Matrix: (SOIL/SED/WATER) SOIL Lab Sample ID: J1865-30A

Sample wt/vol: 30.5 (g/mL) G Lab File ID: S3G8900.D

Level: (LOW/MED) LOW Extraction: (Type) SONC

% Moisture: 19 Decanted: (Y/N) N Date Received: 09/27/2010

Concentrated Extract Volume: 1000 (uL) Date Extracted: 09/30/2010

Injection Volume: 1.0 (uL) GPC Factor: 1.00 Date Analyzed: 10/05/2010

GPC Cleanup: (Y/N) N pH: Dilution Factor: 1.0

CAS NO.	COMPOUND	CONCENTRATION UNITS: (ug/L or ug/Kg) UG/KG	Q
108-95-2	Phenol	400	U
111-44-4	Bis(2-chloroethyl)ether	400	U
95-57-8	2-Chlorophenol	400	U
541-73-1	1,3-Dichlorobenzene	400	U
106-46-7	1,4-Dichlorobenzene	400	U
95-50-1	1,2-Dichlorobenzene	400	U
95-48-7	2-Methylphenol	400	U
108-60-1	2,2´-oxybis(1-Chloropropane)	400	U
106-44-5	4-Methylphenol	400	U
621-64-7	N-Nitroso-di-n-propylamine	400	U
67-72-1	Hexachloroethane	400	U
98-95-3	Nitrobenzene	400	U
78-59-1	Isophorone	400	U
88-75-5	2-Nitrophenol	400	U
105-67-9	2,4-Dimethylphenol	400	U
120-83-2	2,4-Dichlorophenol	400	U
120-82-1	1,2,4-Trichlorobenzene	400	U
91-20-3	Naphthalene	400	U
106-47-8	4-Chloroaniline	400	U
111-91-1	Bis(2-chloroethoxy)methane	400	U
87-68-3	Hexachlorobutadiene	400	U
59-50-7	4-Chloro-3-methylphenol	400	U
91-57-6	2-Methylnaphthalene	400	U
77-47-4	Hexachlorocyclopentadiene	400	U
88-06-2	2,4,6-Trichlorophenol	400	U
95-95-4	2,4,5-Trichlorophenol	810	U
91-58-7	2-Chloronaphthalene	400	U
88-74-4	2-Nitroaniline	810	U
131-11-3	Dimethylphthalate	400	U
208-96-8	Acenaphthylene	400	U
606-20-2	2,6-Dinitrotoluene	400	U
99-09-2	3-Nitroaniline	810	U
83-32-9	Acenaphthene	400	U
51-28-5	2,4-Dinitrophenol	810	U
100-02-7	4-Nitrophenol	810	U
132-64-9	Dibenzofuran	400	U

1E - FORM I SV-2

SEMIVOLATILE ORGANICS ANALYSIS DATA SHEET

CLIENT SAMPLE NO.
690-SB-96
(4.0'-4.5')

Lab Name: MITKEM LABORATORIES Contract:

Lab Code: MITKEM Case No.: J1865 Mod. Ref No.: SDG No.: SJ1865

Matrix: (SOIL/SED/WATER) SOIL Lab Sample ID: J1865-30A

Sample wt/vol: 30.5 (g/mL) G Lab File ID: S3G8900.D

Level: (LOW/MED) LOW Extraction: (Type) SONC

% Moisture: 19 Decanted: (Y/N) N Date Received: 09/27/2010

Concentrated Extract Volume: 1000 (uL) Date Extracted: 09/30/2010

Injection Volume: 1.0 (uL) GPC Factor: 1.00 Date Analyzed: 10/05/2010

GPC Cleanup: (Y/N) N pH: Dilution Factor: 1.0

CAS NO.	COMPOUND	CONCENTRATION UNITS: (ug/L or ug/Kg) UG/KG	Q
121-14-2	2,4-Dinitrotoluene	400	U
84-66-2	Diethylphthalate	400	U
7005-72-3	4-Chlorophenyl-phenylether	400	U
86-73-7	Fluorene	400	U
100-01-6	4-Nitroaniline	810	U
534-52-1	4,6-Dinitro-2-methylphenol	810	U
86-30-6	N-Nitrosodiphenylamine	400	U
101-55-3	4-Bromophenyl-phenylether	400	U
118-74-1	Hexachlorobenzene	400	U
87-86-5	Pentachlorophenol	810	U
85-01-8	Phenanthrene	63	J
120-12-7	Anthracene	400	U
86-74-8	Carbazole	400	U
84-74-2	Di-n-butylphthalate	400	U
206-44-0	Fluoranthene	110	J
129-00-0	Pyrene	100	J
85-68-7	Butylbenzylphthalate	400	U
91-94-1	3,3'-Dichlorobenzidine	400	U
56-55-3	Benzo(a)anthracene	54	J
218-01-9	Chrysene	58	J
117-81-7	Bis(2-ethylhexyl)phthalate	400	U
117-84-0	Di-n-octylphthalate	400	U
205-99-2	Benzo(b)fluoranthene	76	J
207-08-9	Benzo(k)fluoranthene	400	U
50-32-8	Benzo(a)pyrene	53	J
193-39-5	Indeno(1,2,3-cd)pyrene	400	U
53-70-3	Dibenzo(a,h)anthracene	400	U
191-24-2	Benzo(g,h,i)perylene	48	J

1K - FORM I SV-TIC

SEMIVOLATILE ORGANICS ANALYSIS DATA SHEET

TENTATIVELY IDENTIFIED COMPOUNDS

CLIENT SAMPLE NO.

690-FIELD BLANK-2-O

Lab Name: MITKEM LABORATORIES Contract:

Lab Code: MITKEM Case No.: J1865 Mod. Ref No.: SDG No.: SJ1865

Matrix: (SOIL/SED/WATER) WATER Lab Sample ID: J1865-29C

Sample wt/vol: 1000 (g/mL) ML Lab File ID: S1G2477.D

Level: (TRACE or LOW/MED) LOW Extraction: (Type) SEPF

% Moisture: Decanted: (Y/N) Date Received: 09/27/2010

Concentrated Extract Volume: 1000 (uL) Date Extracted: 09/29/2010

Injection Volume: 1.0 (uL) GPC Factor: 1.00 Date Analyzed: 10/04/2010

GPC Cleanup: (Y/N) N pH: Dilution Factor: 1.0

CONCENTRATION UNITS: (ug/L or ug/Kg) UG/L

	CAS NUMBER	COMPOUND NAME	RT	EST. CONC.	Q
01		Unknown-01	9.815	8.1	J
02	18431-82-8	Spiro[5.5]undec-2-ene, 3,7,7	10.841	10	NJ
03		Unknown-02	11.251	4.1	J
	E96679[2]	Total Alkanes	N/A		

[2] EPA-designated Registry Number.

1D - FORM I SV-1

SEMIVOLATILE ORGANICS ANALYSIS DATA SHEET

CLIENT SAMPLE NO.

MB-54382

Lab Name: MITKEM LABORATORIES Contract:

Lab Code: MITKEM Case No.: J1865 Mod. Ref No.: SDG No.: SJ1865

Matrix: (SOIL/SED/WATER) SOIL Lab Sample ID: MB-54382

Sample wt/vol: 30.0 (g/mL) G Lab File ID: S3G8824.D

Level: (LOW/MED) LOW Extraction: (Type) SONC

% Moisture: Decanted: (Y/N) Date Received:

Concentrated Extract Volume: 1000 (uL) Date Extracted: 09/29/2010

Injection Volume: 1.0 (uL) GPC Factor: 1.00 Date Analyzed: 10/01/2010

GPC Cleanup: (Y/N) N pH: Dilution Factor: 1.0

CAS NO.	COMPOUND	CONCENTRATION UNITS: (ug/L or ug/Kg) UG/KG	Q
108-95-2	Phenol	330	U
111-44-4	Bis(2-chloroethyl)ether	330	U
95-57-8	2-Chlorophenol	330	U
541-73-1	1,3-Dichlorobenzene	330	U
106-46-7	1,4-Dichlorobenzene	330	U
95-50-1	1,2-Dichlorobenzene	330	U
95-48-7	2-Methylphenol	330	U
108-60-1	2,2'-oxybis(1-Chloropropane)	330	U
106-44-5	4-Methylphenol	330	U
621-64-7	N-Nitroso-di-n-propylamine	330	U
67-72-1	Hexachloroethane	330	U
98-95-3	Nitrobenzene	330	U
78-59-1	Isophorone	330	U
88-75-5	2-Nitrophenol	330	U
105-67-9	2,4-Dimethylphenol	330	U
120-83-2	2,4-Dichlorophenol	330	U
120-82-1	1,2,4-Trichlorobenzene	330	U
91-20-3	Naphthalene	330	U
106-47-8	4-Chloroaniline	330	U
111-91-1	Bis(2-chloroethoxy)methane	330	U
87-68-3	Hexachlorobutadiene	330	U
59-50-7	4-Chloro-3-methylphenol	330	U
91-57-6	2-Methylnaphthalene	330	U
77-47-4	Hexachlorocyclopentadiene	330	U
88-06-2	2,4,6-Trichlorophenol	330	U
95-95-4	2,4,5-Trichlorophenol	670	U
91-58-7	2-Chloronaphthalene	330	U
88-74-4	2-Nitroaniline	670	U
131-11-3	Dimethylphthalate	330	U
208-96-8	Acenaphthylene	330	U
606-20-2	2,6-Dinitrotoluene	330	U
99-09-2	3-Nitroaniline	670	U
83-32-9	Acenaphthene	330	U
51-28-5	2,4-Dinitrophenol	670	U
100-02-7	4-Nitrophenol	670	U
132-64-9	Dibenzofuran	330	U

1E - FORM I SV-2

SEMIVOLATILE ORGANICS ANALYSIS DATA SHEET

CLIENT SAMPLE NO.

MB-54382

Lab Name: MITKEM LABORATORIES Contract:

Lab Code: MITKEM Case No.: J1865 Mod. Ref No.: SDG No.: SJ1865

Matrix: (SOIL/SED/WATER) SOIL Lab Sample ID: MB-54382

Sample wt/vol: 30.0 (g/mL) G Lab File ID: S3G8824.D

Level: (LOW/MED) LOW Extraction: (Type) SONC

% Moisture: Decanted: (Y/N) Date Received:

Concentrated Extract Volume: 1000 (uL) Date Extracted: 09/29/2010

Injection Volume: 1.0 (uL) GPC Factor: 1.00 Date Analyzed: 10/01/2010

GPC Cleanup: (Y/N) N pH: Dilution Factor: 1.0

CAS NO.	COMPOUND	CONCENTRATION UNITS: (ug/L or ug/Kg) UG/KG	Q
121-14-2	2,4-Dinitrotoluene	330	U
84-66-2	Diethylphthalate	330	U
7005-72-3	4-Chlorophenyl-phenylether	330	U
86-73-7	Fluorene	330	U
100-01-6	4-Nitroaniline	670	U
534-52-1	4,6-Dinitro-2-methylphenol	670	U
86-30-6	N-Nitrosodiphenylamine	330	U
101-55-3	4-Bromophenyl-phenylether	330	U
118-74-1	Hexachlorobenzene	330	U
87-86-5	Pentachlorophenol	670	U
85-01-8	Phenanthrene	330	U
120-12-7	Anthracene	330	U
86-74-8	Carbazole	330	U
84-74-2	Di-n-butylphthalate	330	U
206-44-0	Fluoranthene	330	U
129-00-0	Pyrene	330	U
85-68-7	Butylbenzylphthalate	330	U
91-94-1	3,3'-Dichlorobenzidine	330	U
56-55-3	Benzo(a)anthracene	330	U
218-01-9	Chrysene	330	U
117-81-7	Bis(2-ethylhexyl)phthalate	330	U
117-84-0	Di-n-octylphthalate	330	U
205-99-2	Benzo(b)fluoranthene	330	U
207-08-9	Benzo(k)fluoranthene	330	U
50-32-8	Benzo(a)pyrene	330	U
193-39-5	Indeno(1,2,3-cd)pyrene	330	U
53-70-3	Dibenzo(a,h)anthracene	330	U
191-24-2	Benzo(g,h,i)perylene	330	U

1K - FORM I SV-TIC

SEMIVOLATILE ORGANICS ANALYSIS DATA SHEET

TENTATIVELY IDENTIFIED COMPOUNDS

CLIENT SAMPLE NO.

MB-54382

Lab Name: MITKEM LABORATORIES Contract:

Lab Code: MITKEM Case No.: J1865 Mod. Ref No.: SDG No.: SJ1865

Matrix: (SOIL/SED/WATER) SOIL Lab Sample ID: MB-54382

Sample wt/vol: 30.0 (g/mL) G Lab File ID: S3G8824.D

Level: (TRACE or LOW/MED) LOW Extraction: (Type) SONC

% Moisture: Decanted: (Y/N) Date Received:

Concentrated Extract Volume: 1000 (uL) Date Extracted: 09/29/2010

Injection Volume: 1.0 (uL) GPC Factor: 1.00 Date Analyzed: 10/01/2010

GPC Cleanup: (Y/N) N pH: Dilution Factor: 1.0

CONCENTRATION UNITS: (ug/L or ug/Kg) UG/KG

CAS NUMBER	COMPOUND NAME	RT	EST. CONC.	Q
E966796[2]	Total Alkanes	N/A		

[2]EPA-designated Registry Number.

1D - FORM I SV-1

SEMIVOLATILE ORGANICS ANALYSIS DATA SHEET

CLIENT SAMPLE NO.

MB-54408

Lab Name: MITKEM LABORATORIES Contract:

Lab Code: MITKEM Case No.: J1865 Mod. Ref No.: SDG No.: SJ1865

Matrix: (SOIL/SED/WATER) WATER Lab Sample ID: MB-54408

Sample wt/vol: 1000 (g/mL) ML Lab File ID: S1G2473.D

Level: (LOW/MED) LOW Extraction: (Type) SEPF

% Moisture: Decanted: (Y/N) Date Received:

Concentrated Extract Volume: 1000 (uL) Date Extracted: 09/29/2010

Injection Volume: 1.0 (uL) GPC Factor: 1.00 Date Analyzed: 10/04/2010

GPC Cleanup: (Y/N) N pH: Dilution Factor: 1.0

CAS NO.	COMPOUND	CONCENTRATION UNITS: (ug/L or ug/Kg) UG/L	Q
108-95-2	Phenol	10	U
111-44-4	Bis(2-chloroethyl)ether	10	U
95-57-8	2-Chlorophenol	10	U
541-73-1	1,3-Dichlorobenzene	10	U
106-46-7	1,4-Dichlorobenzene	10	U
95-50-1	1,2-Dichlorobenzene	10	U
95-48-7	2-Methylphenol	10	U
108-60-1	2,2'-oxybis(1-Chloropropane)	10	U
106-44-5	4-Methylphenol	10	U
621-64-7	N-Nitroso-di-n-propylamine	10	U
67-72-1	Hexachloroethane	10	U
98-95-3	Nitrobenzene	10	U
78-59-1	Isophorone	10	U
88-75-5	2-Nitrophenol	10	U
105-67-9	2,4-Dimethylphenol	10	U
120-83-2	2,4-Dichlorophenol	10	U
120-82-1	1,2,4-Trichlorobenzene	10	U
91-20-3	Naphthalene	10	U
106-47-8	4-Chloroaniline	10	U
111-91-1	Bis(2-chloroethoxy)methane	10	U
87-68-3	Hexachlorobutadiene	10	U
59-50-7	4-Chloro-3-methylphenol	10	U
91-57-6	2-Methylnaphthalene	10	U
77-47-4	Hexachlorocyclopentadiene	10	U
88-06-2	2,4,6-Trichlorophenol	10	U
95-95-4	2,4,5-Trichlorophenol	20	U
91-58-7	2-Chloronaphthalene	10	U
88-74-4	2-Nitroaniline	20	U
131-11-3	Dimethylphthalate	10	U
208-96-8	Acenaphthylene	10	U
606-20-2	2,6-Dinitrotoluene	10	U
99-09-2	3-Nitroaniline	20	U
83-32-9	Acenaphthene	10	U
51-28-5	2,4-Dinitrophenol	20	U
100-02-7	4-Nitrophenol	20	U
132-64-9	Dibenzofuran	10	U

1E - FORM I SV-2

SEMIVOLATILE ORGANICS ANALYSIS DATA SHEET

CLIENT SAMPLE NO.

MB-54408

Lab Name: MITKEM LABORATORIES Contract:

Lab Code: MITKEM Case No.: J1865 Mod. Ref No.: SDG No.: SJ1865

Matrix: (SOIL/SED/WATER) WATER Lab Sample ID: MB-54408

Sample wt/vol: 1000 (g/mL) ML Lab File ID: S1G2473.D

Level: (LOW/MED) LOW Extraction: (Type) SEPF

% Moisture: Decanted: (Y/N) Date Received:

Concentrated Extract Volume: 1000 (uL) Date Extracted: 09/29/2010

Injection Volume: 1.0 (uL) GPC Factor: 1.00 Date Analyzed: 10/04/2010

GPC Cleanup: (Y/N) N pH: Dilution Factor: 1.0

CAS NO.	COMPOUND	CONCENTRATION UNITS: (ug/L or ug/Kg) UG/L	Q
121-14-2	2,4-Dinitrotoluene	10	U
84-66-2	Diethylphthalate	10	U
7005-72-3	4-Chlorophenyl-phenylether	10	U
86-73-7	Fluorene	10	U
100-01-6	4-Nitroaniline	20	U
534-52-1	4,6-Dinitro-2-methylphenol	20	U
86-30-6	N-Nitrosodiphenylamine	10	U
101-55-3	4-Bromophenyl-phenylether	10	U
118-74-1	Hexachlorobenzene	10	U
87-86-5	Pentachlorophenol	20	U
85-01-8	Phenanthrene	10	U
120-12-7	Anthracene	10	U
86-74-8	Carbazole	10	U
84-74-2	Di-n-butylphthalate	10	U
206-44-0	Fluoranthene	10	U
129-00-0	Pyrene	10	U
85-68-7	Butylbenzylphthalate	10	U
91-94-1	3,3'-Dichlorobenzidine	10	U
56-55-3	Benzo(a)anthracene	10	U
218-01-9	Chrysene	10	U
117-81-7	Bis(2-ethylhexyl)phthalate	10	U
117-84-0	Di-n-octylphthalate	10	U
205-99-2	Benzo(b)fluoranthene	10	U
207-08-9	Benzo(k)fluoranthene	10	U
50-32-8	Benzo(a)pyrene	10	U
193-39-5	Indeno(1,2,3-cd)pyrene	10	U
53-70-3	Dibenzo(a,h)anthracene	10	U
191-24-2	Benzo(g,h,i)perylene	10	U

1K - FORM I SV-TIC

SEMIVOLATILE ORGANICS ANALYSIS DATA SHEET

TENTATIVELY IDENTIFIED COMPOUNDS

CLIENT SAMPLE NO.

MB-54408

Lab Name: MITKEM LABORATORIES Contract:

Lab Code: MITKEM Case No.: J1865 Mod. Ref No.: SDG No.: SJ1865

Matrix: (SOIL/SED/WATER) WATER Lab Sample ID: MB-54408

Sample wt/vol: 1000 (g/mL) ML Lab File ID: S1G2473.D

Level: (TRACE or LOW/MED) LOW Extraction: (Type) SEPF

% Moisture: Decanted: (Y/N) Date Received:

Concentrated Extract Volume: 1000 (uL) Date Extracted: 09/29/2010

Injection Volume: 1.0 (uL) GPC Factor: 1.00 Date Analyzed: 10/04/2010

GPC Cleanup: (Y/N) N pH: Dilution Factor: 1.0

CONCENTRATION UNITS: (ug/L or ug/Kg) UG/L

CAS NUMBER	COMPOUND NAME	RT	EST. CONC.	Q
E966796[2]	Total Alkanes	N/A		

[2] EPA-designated Registry Number.

1D - FORM I SV-1

SEMIVOLATILE ORGANICS ANALYSIS DATA SHEET

CLIENT SAMPLE NO.

MB-54439

Lab Name: MITKEM LABORATORIES Contract:

Lab Code: MITKEM Case No.: J1865 Mod. Ref No.: SDG No.: SJ1865

Matrix: (SOIL/SED/WATER) SOIL Lab Sample ID: MB-54439

Sample wt/vol: 30.0 (g/mL) G Lab File ID: S3G8882.D

Level: (LOW/MED) LOW Extraction: (Type) SONC

% Moisture: Decanted: (Y/N) Date Received:

Concentrated Extract Volume: 1000 (uL) Date Extracted: 09/30/2010

Injection Volume: 1.0 (uL) GPC Factor: 1.00 Date Analyzed: 10/04/2010

GPC Cleanup: (Y/N) N pH: Dilution Factor: 1.0

CAS NO.	COMPOUND	CONCENTRATION UNITS: (ug/L or ug/Kg) UG/KG	Q
108-95-2	Phenol	330	U
111-44-4	Bis(2-chloroethyl)ether	330	U
95-57-8	2-Chlorophenol	330	U
541-73-1	1,3-Dichlorobenzene	330	U
106-46-7	1,4-Dichlorobenzene	330	U
95-50-1	1,2-Dichlorobenzene	330	U
95-48-7	2-Methylphenol	330	U
108-60-1	2,2'-oxybis(1-Chloropropane)	330	U
106-44-5	4-Methylphenol	330	U
621-64-7	N-Nitroso-di-n-propylamine	330	U
67-72-1	Hexachloroethane	330	U
98-95-3	Nitrobenzene	330	U
78-59-1	Isophorone	330	U
88-75-5	2-Nitrophenol	330	U
105-67-9	2,4-Dimethylphenol	330	U
120-83-2	2,4-Dichlorophenol	330	U
120-82-1	1,2,4-Trichlorobenzene	330	U
91-20-3	Naphthalene	330	U
106-47-8	4-Chloroaniline	330	U
111-91-1	Bis(2-chloroethoxy)methane	330	U
87-68-3	Hexachlorobutadiene	330	U
59-50-7	4-Chloro-3-methylphenol	330	U
91-57-6	2-Methylnaphthalene	330	U
77-47-4	Hexachlorocyclopentadiene	330	U
88-06-2	2,4,6-Trichlorophenol	330	U
95-95-4	2,4,5-Trichlorophenol	670	U
91-58-7	2-Chloronaphthalene	330	U
88-74-4	2-Nitroaniline	670	U
131-11-3	Dimethylphthalate	330	U
208-96-8	Acenaphthylene	330	U
606-20-2	2,6-Dinitrotoluene	330	U
99-09-2	3-Nitroaniline	670	U
83-32-9	Acenaphthene	330	U
51-28-5	2,4-Dinitrophenol	670	U
100-02-7	4-Nitrophenol	670	U
132-64-9	Dibenzofuran	330	U

1E - FORM I SV-2

SEMIVOLATILE ORGANICS ANALYSIS DATA SHEET

CLIENT SAMPLE NO.
MB-54439

Lab Name: MITKEM LABORATORIES Contract:

Lab Code: MITKEM Case No.: J1865 Mod. Ref No.: SDG No.: SJ1865

Matrix: (SOIL/SED/WATER) SOIL Lab Sample ID: MB-54439

Sample wt/vol: 30.0 (g/mL) G Lab File ID: S3G8882.D

Level: (LOW/MED) LOW Extraction: (Type) SONC

% Moisture: Decanted: (Y/N) Date Received:

Concentrated Extract Volume: 1000 (uL) Date Extracted: 09/30/2010

Injection Volume: 1.0 (uL) GPC Factor: 1.00 Date Analyzed: 10/04/2010

GPC Cleanup: (Y/N) N pH: Dilution Factor: 1.0

CAS NO.	COMPOUND	CONCENTRATION UNITS: (ug/L or ug/Kg) UG/KG	Q
121-14-2	2,4-Dinitrotoluene	330	U
84-66-2	Diethylphthalate	330	U
7005-72-3	4-Chlorophenyl-phenylether	330	U
86-73-7	Fluorene	330	U
100-01-6	4-Nitroaniline	670	U
534-52-1	4,6-Dinitro-2-methylphenol	670	U
86-30-6	N-Nitrosodiphenylamine	330	U
101-55-3	4-Bromophenyl-phenylether	330	U
118-74-1	Hexachlorobenzene	330	U
87-86-5	Pentachlorophenol	670	U
85-01-8	Phenanthrene	330	U
120-12-7	Anthracene	330	U
86-74-8	Carbazole	330	U
84-74-2	Di-n-butylphthalate	330	U
206-44-0	Fluoranthene	330	U
129-00-0	Pyrene	330	U
85-68-7	Butylbenzylphthalate	330	U
91-94-1	3,3'-Dichlorobenzidine	330	U
56-55-3	Benzo(a)anthracene	330	U
218-01-9	Chrysene	330	U
117-81-7	Bis(2-ethylhexyl)phthalate	330	U
117-84-0	Di-n-octylphthalate	330	U
205-99-2	Benzo(b)fluoranthene	330	U
207-08-9	Benzo(k)fluoranthene	330	U
50-32-8	Benzo(a)pyrene	330	U
193-39-5	Indeno(1,2,3-cd)pyrene	330	U
53-70-3	Dibenzo(a,h)anthracene	330	U
191-24-2	Benzo(g,h,i)perylene	330	U

1K - FORM I SV-TIC

SEMIVOLATILE ORGANICS ANALYSIS DATA SHEET

TENTATIVELY IDENTIFIED COMPOUNDS

CLIENT SAMPLE NO.

MB-54439

Lab Name: MITKEM LABORATORIES Contract:

Lab Code: MITKEM Case No.: J1865 Mod. Ref No.: SDG No.: SJ1865

Matrix: (SOIL/SED/WATER) SOIL Lab Sample ID: MB-54439

Sample wt/vol: 30.0 (g/mL) G Lab File ID: S3G8882.D

Level: (TRACE or LOW/MED) LOW Extraction: (Type) SONC

% Moisture: Decanted: (Y/N) Date Received:

Concentrated Extract Volume: 1000 (uL) Date Extracted: 09/30/2010

Injection Volume: 1.0 (uL) GPC Factor: 1.00 Date Analyzed: 10/04/2010

GPC Cleanup: (Y/N) N pH: Dilution Factor: 1.0

CONCENTRATION UNITS: (ug/L or ug/Kg) UG/KG

	CAS NUMBER	COMPOUND NAME	RT	EST. CONC.	Q
01	6311-48-4	Dibenzylidene 4,4'-biphenyle	13.125	690	NJ
	E96679[2]	Total Alkanes	N/A		

[2] EPA-designated Registry Number.

1D - FORM I SV-1

SEMIVOLATILE ORGANICS ANALYSIS DATA SHEET

CLIENT SAMPLE NO.

LCS-54382

Lab Name: MITKEM LABORATORIES Contract:

Lab Code: MITKEM Case No.: J1865 Mod. Ref No.: SDG No.: SJ1865

Matrix: (SOIL/SED/WATER) SOIL Lab Sample ID: LCS-54382

Sample wt/vol: 30.0 (g/mL) G Lab File ID: S3G8825.D

Level: (LOW/MED) LOW Extraction: (Type) SONC

% Moisture: Decanted: (Y/N) Date Received:

Concentrated Extract Volume: 1000 (uL) Date Extracted: 09/29/2010

Injection Volume: 1.0 (uL) GPC Factor: 1.00 Date Analyzed: 10/01/2010

GPC Cleanup: (Y/N) N pH: Dilution Factor: 1.0

CAS NO.	COMPOUND	CONCENTRATION UNITS: (ug/L or ug/Kg) UG/KG	Q
108-95-2	Phenol	1900	
111-44-4	Bis(2-chloroethyl)ether	1600	
95-57-8	2-Chlorophenol	1700	
541-73-1	1,3-Dichlorobenzene	1500	
106-46-7	1,4-Dichlorobenzene	1500	
95-50-1	1,2-Dichlorobenzene	1500	
95-48-7	2-Methylphenol	1700	
108-60-1	2,2´-oxybis(1-Chloropropane)	1600	
106-44-5	4-Methylphenol	1700	
621-64-7	N-Nitroso-di-n-propylamine	1700	
67-72-1	Hexachloroethane	1500	
98-95-3	Nitrobenzene	1600	
78-59-1	Isophorone	1600	
88-75-5	2-Nitrophenol	1600	
105-67-9	2,4-Dimethylphenol	1700	
120-83-2	2,4-Dichlorophenol	1700	
120-82-1	1,2,4-Trichlorobenzene	1500	
91-20-3	Naphthalene	1600	
106-47-8	4-Chloroaniline	1300	
111-91-1	Bis(2-chloroethoxy)methane	1600	
87-68-3	Hexachlorobutadiene	1500	
59-50-7	4-Chloro-3-methylphenol	1700	
91-57-6	2-Methylnaphthalene	1600	
77-47-4	Hexachlorocyclopentadiene	1700	
88-06-2	2,4,6-Trichlorophenol	1600	
95-95-4	2,4,5-Trichlorophenol	1600	
91-58-7	2-Chloronaphthalene	1600	
88-74-4	2-Nitroaniline	1600	
131-11-3	Dimethylphthalate	1600	
208-96-8	Acenaphthylene	1600	
606-20-2	2,6-Dinitrotoluene	1600	
99-09-2	3-Nitroaniline	1400	
83-32-9	Acenaphthene	1600	
51-28-5	2,4-Dinitrophenol	1500	
100-02-7	4-Nitrophenol	1600	
132-64-9	Dibenzofuran	1600	

1E - FORM I SV-2

SEMIVOLATILE ORGANICS ANALYSIS DATA SHEET

CLIENT SAMPLE NO.

LCS-54382

Lab Name: MITKEM LABORATORIES Contract:

Lab Code: MITKEM Case No.: J1865 Mod. Ref No.: SDG No.: SJ1865

Matrix: (SOIL/SED/WATER) SOIL Lab Sample ID: LCS-54382

Sample wt/vol: 30.0 (g/mL) G Lab File ID: S3G8825.D

Level: (LOW/MED) LOW Extraction: (Type) SONC

% Moisture: Decanted: (Y/N) Date Received:

Concentrated Extract Volume: 1000 (uL) Date Extracted: 09/29/2010

Injection Volume: 1.0 (uL) GPC Factor: 1.00 Date Analyzed: 10/01/2010

GPC Cleanup: (Y/N) N pH: Dilution Factor: 1.0

CAS NO.	COMPOUND	CONCENTRATION UNITS: (ug/L or ug/Kg) UG/KG	Q
121-14-2	2,4-Dinitrotoluene	1600	
84-66-2	Diethylphthalate	1600	
7005-72-3	4-Chlorophenyl-phenylether	1500	
86-73-7	Fluorene	1600	
100-01-6	4-Nitroaniline	1500	
534-52-1	4,6-Dinitro-2-methylphenol	1600	
86-30-6	N-Nitrosodiphenylamine	1700	
101-55-3	4-Bromophenyl-phenylether	1600	
118-74-1	Hexachlorobenzene	1600	
87-86-5	Pentachlorophenol	1600	
85-01-8	Phenanthrene	1600	
120-12-7	Anthracene	1600	
86-74-8	Carbazole	1600	
84-74-2	Di-n-butylphthalate	1700	
206-44-0	Fluoranthene	1600	
129-00-0	Pyrene	1700	
85-68-7	Butylbenzylphthalate	1800	
91-94-1	3,3'-Dichlorobenzidine	1600	
56-55-3	Benzo(a)anthracene	1600	
218-01-9	Chrysene	1600	
117-81-7	Bis(2-ethylhexyl)phthalate	1800	
117-84-0	Di-n-octylphthalate	1800	
205-99-2	Benzo(b)fluoranthene	1500	
207-08-9	Benzo(k)fluoranthene	1700	
50-32-8	Benzo(a)pyrene	1600	
193-39-5	Indeno(1,2,3-cd)pyrene	1700	
53-70-3	Dibenzo(a,h)anthracene	1700	
191-24-2	Benzo(g,h,i)perylene	1700	

1D - FORM I SV-1

SEMIVOLATILE ORGANICS ANALYSIS DATA SHEET

CLIENT SAMPLE NO.

LCS-54408

Lab Name: MITKEM LABORATORIES Contract:

Lab Code: MITKEM Case No.: J1865 Mod. Ref No.: SDG No.: SJ1865

Matrix: (SOIL/SED/WATER) WATER Lab Sample ID: LCS-54408

Sample wt/vol: 1000 (g/mL) ML Lab File ID: S1G2474.D

Level: (LOW/MED) LOW Extraction: (Type) SEPF

% Moisture: Decanted: (Y/N) Date Received:

Concentrated Extract Volume: 1000 (uL) Date Extracted: 09/29/2010

Injection Volume: 1.0 (uL) GPC Factor: 1.00 Date Analyzed: 10/04/2010

GPC Cleanup: (Y/N) N pH: Dilution Factor: 1.0

CAS NO.	COMPOUND	CONCENTRATION UNITS: (ug/L or ug/Kg) UG/L	Q
108-95-2	Phenol	24	
111-44-4	Bis(2-chloroethyl)ether	42	
95-57-8	2-Chlorophenol	43	
541-73-1	1,3-Dichlorobenzene	42	
106-46-7	1,4-Dichlorobenzene	46	
95-50-1	1,2-Dichlorobenzene	45	
95-48-7	2-Methylphenol	39	
108-60-1	2,2'-oxybis(1-Chloropropane)	44	
106-44-5	4-Methylphenol	41	
621-64-7	N-Nitroso-di-n-propylamine	41	
67-72-1	Hexachloroethane	43	
98-95-3	Nitrobenzene	51	
78-59-1	Isophorone	51	
88-75-5	2-Nitrophenol	47	
105-67-9	2,4-Dimethylphenol	46	
120-83-2	2,4-Dichlorophenol	43	
120-82-1	1,2,4-Trichlorobenzene	44	
91-20-3	Naphthalene	43	
106-47-8	4-Chloroaniline	2.7	J
111-91-1	Bis(2-chloroethoxy)methane	44	
87-68-3	Hexachlorobutadiene	50	
59-50-7	4-Chloro-3-methylphenol	44	
91-57-6	2-Methylnaphthalene	46	
77-47-4	Hexachlorocyclopentadiene	45	
88-06-2	2,4,6-Trichlorophenol	45	
95-95-4	2,4,5-Trichlorophenol	53	
91-58-7	2-Chloronaphthalene	44	
88-74-4	2-Nitroaniline	48	
131-11-3	Dimethylphthalate	39	
208-96-8	Acenaphthylene	37	
606-20-2	2,6-Dinitrotoluene	39	
99-09-2	3-Nitroaniline	27	
83-32-9	Acenaphthene	42	
51-28-5	2,4-Dinitrophenol	42	
100-02-7	4-Nitrophenol	20	J
132-64-9	Dibenzofuran	43	

1E - FORM I SV-2

SEMIVOLATILE ORGANICS ANALYSIS DATA SHEET

CLIENT SAMPLE NO.

LCS-54408

Lab Name: MITKEM LABORATORIES Contract:

Lab Code: MITKEM Case No.: J1865 Mod. Ref No.: SDG No.: SJ1865

Matrix: (SOIL/SED/WATER) WATER Lab Sample ID: LCS-54408

Sample wt/vol: 1000 (g/mL) ML Lab File ID: S1G2474.D

Level: (LOW/MED) LOW Extraction: (Type) SEPF

% Moisture: Decanted: (Y/N) Date Received:

Concentrated Extract Volume: 1000 (uL) Date Extracted: 09/29/2010

Injection Volume: 1.0 (uL) GPC Factor: 1.00 Date Analyzed: 10/04/2010

GPC Cleanup: (Y/N) N pH: Dilution Factor: 1.0

CAS NO.	COMPOUND	CONCENTRATION UNITS: (ug/L or ug/Kg) UG/L	Q
121-14-2	2,4-Dinitrotoluene	43	
84-66-2	Diethylphthalate	39	
7005-72-3	4-Chlorophenyl-phenylether	41	
86-73-7	Fluorene	39	
100-01-6	4-Nitroaniline	40	
534-52-1	4,6-Dinitro-2-methylphenol	44	
86-30-6	N-Nitrosodiphenylamine	42	
101-55-3	4-Bromophenyl-phenylether	44	
118-74-1	Hexachlorobenzene	47	
87-86-5	Pentachlorophenol	48	
85-01-8	Phenanthrene	49	
120-12-7	Anthracene	50	
86-74-8	Carbazole	47	
84-74-2	Di-n-butylphthalate	46	
206-44-0	Fluoranthene	49	
129-00-0	Pyrene	36	
85-68-7	Butylbenzylphthalate	38	
91-94-1	3,3'-Dichlorobenzidine	49	
56-55-3	Benzo(a)anthracene	42	
218-01-9	Chrysene	50	
117-81-7	Bis(2-ethylhexyl)phthalate	43	
117-84-0	Di-n-octylphthalate	44	
205-99-2	Benzo(b)fluoranthene	42	
207-08-9	Benzo(k)fluoranthene	49	
50-32-8	Benzo(a)pyrene	41	
193-39-5	Indeno(1,2,3-cd)pyrene	33	
53-70-3	Dibenzo(a,h)anthracene	36	
191-24-2	Benzo(g,h,i)perylene	37	

1D - FORM I SV-1

SEMIVOLATILE ORGANICS ANALYSIS DATA SHEET

CLIENT SAMPLE NO.
LCSD-54408

Lab Name: MITKEM LABORATORIES Contract:

Lab Code: MITKEM Case No.: J1865 Mod. Ref No.: SDG No.: SJ1865

Matrix: (SOIL/SED/WATER) WATER Lab Sample ID: LCSD-54408

Sample wt/vol: 1000 (g/mL) ML Lab File ID: S1G2475.D

Level: (LOW/MED) LOW Extraction: (Type) SEPF

% Moisture: Decanted: (Y/N) Date Received:

Concentrated Extract Volume: 1000 (uL) Date Extracted: 09/29/2010

Injection Volume: 1.0 (uL) GPC Factor: 1.00 Date Analyzed: 10/04/2010

GPC Cleanup: (Y/N) N pH: Dilution Factor: 1.0

CAS NO.	COMPOUND	CONCENTRATION UNITS: (ug/L or ug/Kg) UG/L	Q
108-95-2	Phenol	25	
111-44-4	Bis(2-chloroethyl)ether	43	
95-57-8	2-Chlorophenol	47	
541-73-1	1,3-Dichlorobenzene	40	
106-46-7	1,4-Dichlorobenzene	38	
95-50-1	1,2-Dichlorobenzene	40	
95-48-7	2-Methylphenol	41	
108-60-1	2,2´-oxybis(1-Chloropropane)	50	
106-44-5	4-Methylphenol	42	
621-64-7	N-Nitroso-di-n-propylamine	47	
67-72-1	Hexachloroethane	39	
98-95-3	Nitrobenzene	50	
78-59-1	Isophorone	48	
88-75-5	2-Nitrophenol	48	
105-67-9	2,4-Dimethylphenol	51	
120-83-2	2,4-Dichlorophenol	45	
120-82-1	1,2,4-Trichlorobenzene	43	
91-20-3	Naphthalene	45	
106-47-8	4-Chloroaniline	3.3	J
111-91-1	Bis(2-chloroethoxy)methane	51	
87-68-3	Hexachlorobutadiene	46	
59-50-7	4-Chloro-3-methylphenol	47	
91-57-6	2-Methylnaphthalene	46	
77-47-4	Hexachlorocyclopentadiene	50	
88-06-2	2,4,6-Trichlorophenol	50	
95-95-4	2,4,5-Trichlorophenol	51	
91-58-7	2-Chloronaphthalene	48	
88-74-4	2-Nitroaniline	48	
131-11-3	Dimethylphthalate	41	
208-96-8	Acenaphthylene	46	
606-20-2	2,6-Dinitrotoluene	47	
99-09-2	3-Nitroaniline	29	
83-32-9	Acenaphthene	40	
51-28-5	2,4-Dinitrophenol	58	
100-02-7	4-Nitrophenol	21	
132-64-9	Dibenzofuran	39	

1E - FORM I SV-2

SEMIVOLATILE ORGANICS ANALYSIS DATA SHEET

CLIENT SAMPLE NO.

LCSD-54408

Lab Name: MITKEM LABORATORIES Contract:

Lab Code: MITKEM Case No.: J1865 Mod. Ref No.: SDG No.: SJ1865

Matrix: (SOIL/SED/WATER) WATER Lab Sample ID: LCSD-54408

Sample wt/vol: 1000 (g/mL) ML Lab File ID: S1G2475.D

Level: (LOW/MED) LOW Extraction: (Type) SEPF

% Moisture: Decanted: (Y/N) Date Received:

Concentrated Extract Volume: 1000 (uL) Date Extracted: 09/29/2010

Injection Volume: 1.0 (uL) GPC Factor: 1.00 Date Analyzed: 10/04/2010

GPC Cleanup: (Y/N) N pH: Dilution Factor: 1.0

CAS NO.	COMPOUND	CONCENTRATION UNITS: (ug/L or ug/Kg) UG/L	Q
121-14-2	2,4-Dinitrotoluene	46	
84-66-2	Diethylphthalate	43	
7005-72-3	4-Chlorophenyl-phenylether	41	
86-73-7	Fluorene	41	
100-01-6	4-Nitroaniline	45	
534-52-1	4,6-Dinitro-2-methylphenol	53	
86-30-6	N-Nitrosodiphenylamine	41	
101-55-3	4-Bromophenyl-phenylether	45	
118-74-1	Hexachlorobenzene	50	
87-86-5	Pentachlorophenol	57	
85-01-8	Phenanthrene	49	
120-12-7	Anthracene	46	
86-74-8	Carbazole	47	
84-74-2	Di-n-butylphthalate	48	
206-44-0	Fluoranthene	53	
129-00-0	Pyrene	39	
85-68-7	Butylbenzylphthalate	42	
91-94-1	3,3'-Dichlorobenzidine	48	
56-55-3	Benzo(a)anthracene	50	
218-01-9	Chrysene	41	
117-81-7	Bis(2-ethylhexyl)phthalate	40	
117-84-0	Di-n-octylphthalate	50	
205-99-2	Benzo(b)fluoranthene	44	
207-08-9	Benzo(k)fluoranthene	54	
50-32-8	Benzo(a)pyrene	47	
193-39-5	Indeno(1,2,3-cd)pyrene	41	
53-70-3	Dibenzo(a,h)anthracene	43	
191-24-2	Benzo(g,h,i)perylene	41	

1D - FORM I SV-1

SEMIVOLATILE ORGANICS ANALYSIS DATA SHEET

CLIENT SAMPLE NO.

LCS-54439

Lab Name: MITKEM LABORATORIES Contract:

Lab Code: MITKEM Case No.: J1865 Mod. Ref No.: SDG No.: SJ1865

Matrix: (SOIL/SED/WATER) SOIL Lab Sample ID: LCS-54439

Sample wt/vol: 30.0 (g/mL) G Lab File ID: S3G8883.D

Level: (LOW/MED) LOW Extraction: (Type) SONC

% Moisture: Decanted: (Y/N) Date Received:

Concentrated Extract Volume: 1000 (uL) Date Extracted: 09/30/2010

Injection Volume: 1.0 (uL) GPC Factor: 1.00 Date Analyzed: 10/04/2010

GPC Cleanup: (Y/N) N pH: Dilution Factor: 1.0

CAS NO.	COMPOUND	CONCENTRATION UNITS: (ug/L or ug/Kg) UG/KG	Q
108-95-2	Phenol	1700	
111-44-4	Bis(2-chloroethyl)ether	1500	
95-57-8	2-Chlorophenol	1600	
541-73-1	1,3-Dichlorobenzene	1500	
106-46-7	1,4-Dichlorobenzene	1500	
95-50-1	1,2-Dichlorobenzene	1500	
95-48-7	2-Methylphenol	1500	
108-60-1	2,2'-oxybis(1-Chloropropane)	1500	
106-44-5	4-Methylphenol	1500	
621-64-7	N-Nitroso-di-n-propylamine	1600	
67-72-1	Hexachloroethane	1600	
98-95-3	Nitrobenzene	1600	
78-59-1	Isophorone	1600	
88-75-5	2-Nitrophenol	1500	
105-67-9	2,4-Dimethylphenol	1500	
120-83-2	2,4-Dichlorophenol	1600	
120-82-1	1,2,4-Trichlorobenzene	1600	
91-20-3	Naphthalene	1600	
106-47-8	4-Chloroaniline	960	
111-91-1	Bis(2-chloroethoxy)methane	1600	
87-68-3	Hexachlorobutadiene	1600	
59-50-7	4-Chloro-3-methylphenol	1600	
91-57-6	2-Methylnaphthalene	1600	
77-47-4	Hexachlorocyclopentadiene	1400	
88-06-2	2,4,6-Trichlorophenol	1500	
95-95-4	2,4,5-Trichlorophenol	1500	
91-58-7	2-Chloronaphthalene	1600	
88-74-4	2-Nitroaniline	1600	
131-11-3	Dimethylphthalate	1600	
208-96-8	Acenaphthylene	1600	
606-20-2	2,6-Dinitrotoluene	1600	
99-09-2	3-Nitroaniline	1200	
83-32-9	Acenaphthene	1600	
51-28-5	2,4-Dinitrophenol	770	
100-02-7	4-Nitrophenol	1500	
132-64-9	Dibenzofuran	1600	

1E - FORM I SV-2

SEMIVOLATILE ORGANICS ANALYSIS DATA SHEET

CLIENT SAMPLE NO.

LCS-54439

Lab Name: MITKEM LABORATORIES Contract:

Lab Code: MITKEM Case No.: J1865 Mod. Ref No.: SDG No.: SJ1865

Matrix: (SOIL/SED/WATER) SOIL Lab Sample ID: LCS-54439

Sample wt/vol: 30.0 (g/mL) G Lab File ID: S3G8883.D

Level: (LOW/MED) LOW Extraction: (Type) SONC

% Moisture: Decanted: (Y/N) Date Received:

Concentrated Extract Volume: 1000 (uL) Date Extracted: 09/30/2010

Injection Volume: 1.0 (uL) GPC Factor: 1.00 Date Analyzed: 10/04/2010

GPC Cleanup: (Y/N) N pH: Dilution Factor: 1.0

CAS NO.	COMPOUND	CONCENTRATION UNITS: (ug/L or ug/Kg) UG/KG	Q
121-14-2	2,4-Dinitrotoluene	1600	
84-66-2	Diethylphthalate	1600	
7005-72-3	4-Chlorophenyl-phenylether	1500	
86-73-7	Fluorene	1600	
100-01-6	4-Nitroaniline	1300	
534-52-1	4,6-Dinitro-2-methylphenol	1400	
86-30-6	N-Nitrosodiphenylamine	1700	
101-55-3	4-Bromophenyl-phenylether	1600	
118-74-1	Hexachlorobenzene	1600	
87-86-5	Pentachlorophenol	960	
85-01-8	Phenanthrene	1700	
120-12-7	Anthracene	1700	
86-74-8	Carbazole	1700	
84-74-2	Di-n-butylphthalate	1800	
206-44-0	Fluoranthene	1600	
129-00-0	Pyrene	1900	
85-68-7	Butylbenzylphthalate	1900	
91-94-1	3,3'-Dichlorobenzidine	1200	
56-55-3	Benzo(a)anthracene	1700	
218-01-9	Chrysene	1700	
117-81-7	Bis(2-ethylhexyl)phthalate	1900	
117-84-0	Di-n-octylphthalate	2100	
205-99-2	Benzo(b)fluoranthene	1700	
207-08-9	Benzo(k)fluoranthene	1800	
50-32-8	Benzo(a)pyrene	1700	
193-39-5	Indeno(1,2,3-cd)pyrene	1600	
53-70-3	Dibenzo(a,h)anthracene	1700	
191-24-2	Benzo(g,h,i)perylene	1600	

1D - FORM I SV-1

SEMIVOLATILE ORGANICS ANALYSIS DATA SHEET

CLIENT SAMPLE NO.

LCSD-54439

Lab Name: MITKEM LABORATORIES Contract:

Lab Code: MITKEM Case No.: J1865 Mod. Ref No.: SDG No.: SJ1865

Matrix: (SOIL/SED/WATER) SOIL Lab Sample ID: LCSD-54439

Sample wt/vol: 30.0 (g/mL) G Lab File ID: S3G8884.D

Level: (LOW/MED) LOW Extraction: (Type) SONC

% Moisture: Decanted: (Y/N) Date Received:

Concentrated Extract Volume: 1000 (uL) Date Extracted: 09/30/2010

Injection Volume: 1.0 (uL) GPC Factor: 1.00 Date Analyzed: 10/04/2010

GPC Cleanup: (Y/N) N pH: Dilution Factor: 1.0

CAS NO.	COMPOUND	CONCENTRATION UNITS: (ug/L or ug/Kg) UG/KG	Q
108-95-2	Phenol	1700	
111-44-4	Bis(2-chloroethyl)ether	1500	
95-57-8	2-Chlorophenol	1500	
541-73-1	1,3-Dichlorobenzene	1500	
106-46-7	1,4-Dichlorobenzene	1500	
95-50-1	1,2-Dichlorobenzene	1500	
95-48-7	2-Methylphenol	1500	
108-60-1	2,2'-oxybis(1-Chloropropane)	1500	
106-44-5	4-Methylphenol	1500	
621-64-7	N-Nitroso-di-n-propylamine	1600	
67-72-1	Hexachloroethane	1500	
98-95-3	Nitrobenzene	1600	
78-59-1	Isophorone	1500	
88-75-5	2-Nitrophenol	1500	
105-67-9	2,4-Dimethylphenol	1500	
120-83-2	2,4-Dichlorophenol	1500	
120-82-1	1,2,4-Trichlorobenzene	1500	
91-20-3	Naphthalene	1600	
106-47-8	4-Chloroaniline	1400	
111-91-1	Bis(2-chloroethoxy)methane	1600	
87-68-3	Hexachlorobutadiene	1500	
59-50-7	4-Chloro-3-methylphenol	1500	
91-57-6	2-Methylnaphthalene	1500	
77-47-4	Hexachlorocyclopentadiene	1400	
88-06-2	2,4,6-Trichlorophenol	1500	
95-95-4	2,4,5-Trichlorophenol	1500	
91-58-7	2-Chloronaphthalene	1600	
88-74-4	2-Nitroaniline	1700	
131-11-3	Dimethylphthalate	1600	
208-96-8	Acenaphthylene	1600	
606-20-2	2,6-Dinitrotoluene	1600	
99-09-2	3-Nitroaniline	1500	
83-32-9	Acenaphthene	1600	
51-28-5	2,4-Dinitrophenol	790	
100-02-7	4-Nitrophenol	1500	
132-64-9	Dibenzofuran	1600	

1E - FORM I SV-2

SEMIVOLATILE ORGANICS ANALYSIS DATA SHEET

CLIENT SAMPLE NO.

LCSD-54439

Lab Name: MITKEM LABORATORIES Contract:

Lab Code: MITKEM Case No.: J1865 Mod. Ref No.: SDG No.: SJ1865

Matrix: (SOIL/SED/WATER) SOIL Lab Sample ID: LCSD-54439

Sample wt/vol: 30.0 (g/mL) G Lab File ID: S3G8884.D

Level: (LOW/MED) LOW Extraction: (Type) SONC

% Moisture: Decanted: (Y/N) Date Received:

Concentrated Extract Volume: 1000 (uL) Date Extracted: 09/30/2010

Injection Volume: 1.0 (uL) GPC Factor: 1.00 Date Analyzed: 10/04/2010

GPC Cleanup: (Y/N) N pH: Dilution Factor: 1.0

CAS NO.	COMPOUND	CONCENTRATION UNITS: (ug/L or ug/Kg) UG/KG	Q
121-14-2	2,4-Dinitrotoluene	1600	
84-66-2	Diethylphthalate	1700	
7005-72-3	4-Chlorophenyl-phenylether	1500	
86-73-7	Fluorene	1600	
100-01-6	4-Nitroaniline	1500	
534-52-1	4,6-Dinitro-2-methylphenol	1400	
86-30-6	N-Nitrosodiphenylamine	1700	
101-55-3	4-Bromophenyl-phenylether	1600	
118-74-1	Hexachlorobenzene	1600	
87-86-5	Pentachlorophenol	930	
85-01-8	Phenanthrene	1700	
120-12-7	Anthracene	1700	
86-74-8	Carbazole	1700	
84-74-2	Di-n-butylphthalate	1800	
206-44-0	Fluoranthene	1700	
129-00-0	Pyrene	1900	
85-68-7	Butylbenzylphthalate	1900	
91-94-1	3,3'-Dichlorobenzidine	1800	
56-55-3	Benzo(a)anthracene	1700	
218-01-9	Chrysene	1700	
117-81-7	Bis(2-ethylhexyl)phthalate	1900	
117-84-0	Di-n-octylphthalate	2100	
205-99-2	Benzo(b)fluoranthene	1600	
207-08-9	Benzo(k)fluoranthene	1900	
50-32-8	Benzo(a)pyrene	1700	
193-39-5	Indeno(1,2,3-cd)pyrene	1700	
53-70-3	Dibenzo(a,h)anthracene	1700	
191-24-2	Benzo(g,h,i)perylene	1700	

1D - FORM I SV-1

SEMIVOLATILE ORGANICS ANALYSIS DATA SHEET

CLIENT SAMPLE NO.

690-SB-27
(8.0'-10.5')-OMS

Lab Name: MITKEM LABORATORIES Contract:

Lab Code: MITKEM Case No.: J1865 Mod. Ref No.: SDG No.: SJ1865

Matrix: (SOIL/SED/WATER) SOIL Lab Sample ID: J1865-03AMS

Sample wt/vol: 30.3 (g/mL) G Lab File ID: S3G8842.D

Level: (LOW/MED) LOW Extraction: (Type) SONC

% Moisture: 11 Decanted: (Y/N) N Date Received: 09/27/2010

Concentrated Extract Volume: 1000 (uL) Date Extracted: 09/29/2010

Injection Volume: 1.0 (uL) GPC Factor: 1.00 Date Analyzed: 10/01/2010

GPC Cleanup: (Y/N) N pH: Dilution Factor: 1.0

CAS NO.	COMPOUND	CONCENTRATION UNITS: (ug/L or ug/Kg) UG/KG	Q
108-95-2	Phenol	1100	
111-44-4	Bis(2-chloroethyl)ether	940	
95-57-8	2-Chlorophenol	1000	
541-73-1	1,3-Dichlorobenzene	960	
106-46-7	1,4-Dichlorobenzene	970	
95-50-1	1,2-Dichlorobenzene	990	
95-48-7	2-Methylphenol	1000	
108-60-1	2,2'-oxybis(1-Chloropropane)	950	
106-44-5	4-Methylphenol	1000	
621-64-7	N-Nitroso-di-n-propylamine	1000	
67-72-1	Hexachloroethane	830	
98-95-3	Nitrobenzene	990	
78-59-1	Isophorone	1000	
88-75-5	2-Nitrophenol	920	
105-67-9	2,4-Dimethylphenol	1000	
120-83-2	2,4-Dichlorophenol	980	
120-82-1	1,2,4-Trichlorobenzene	1000	
91-20-3	Naphthalene	1100	
106-47-8	4-Chloroaniline	690	
111-91-1	Bis(2-chloroethoxy)methane	1000	
87-68-3	Hexachlorobutadiene	1000	
59-50-7	4-Chloro-3-methylphenol	1100	
91-57-6	2-Methylnaphthalene	1100	
77-47-4	Hexachlorocyclopentadiene	250	J
88-06-2	2,4,6-Trichlorophenol	890	
95-95-4	2,4,5-Trichlorophenol	890	
91-58-7	2-Chloronaphthalene	1100	
88-74-4	2-Nitroaniline	1100	
131-11-3	Dimethylphthalate	1100	
208-96-8	Acenaphthylene	1100	
606-20-2	2,6-Dinitrotoluene	1000	
99-09-2	3-Nitroaniline	890	
83-32-9	Acenaphthene	1100	
51-28-5	2,4-Dinitrophenol	750	U
100-02-7	4-Nitrophenol	840	
132-64-9	Dibenzofuran	1100	

1E - FORM I SV-2

SEMIVOLATILE ORGANICS ANALYSIS DATA SHEET

CLIENT SAMPLE NO.

690-SB-27
(8.0'-10.5')-OMS

Lab Name: MITKEM LABORATORIES Contract:

Lab Code: MITKEM Case No.: J1865 Mod. Ref No.: SDG No.: SJ1865

Matrix: (SOIL/SED/WATER) SOIL Lab Sample ID: J1865-03AMS

Sample wt/vol: 30.3 (g/mL) G Lab File ID: S3G8842.D

Level: (LOW/MED) LOW Extraction: (Type) SONC

% Moisture: 11 Decanted: (Y/N) N Date Received: 09/27/2010

Concentrated Extract Volume: 1000 (uL) Date Extracted: 09/29/2010

Injection Volume: 1.0 (uL) GPC Factor: 1.00 Date Analyzed: 10/01/2010

GPC Cleanup: (Y/N) N pH: Dilution Factor: 1.0

CAS NO.	COMPOUND	CONCENTRATION UNITS: (ug/L or ug/Kg) UG/KG	Q
121-14-2	2,4-Dinitrotoluene	1000	
84-66-2	Diethylphthalate	1100	
7005-72-3	4-Chlorophenyl-phenylether	1100	
86-73-7	Fluorene	1100	
100-01-6	4-Nitroaniline	1000	
534-52-1	4,6-Dinitro-2-methylphenol	280	J
86-30-6	N-Nitrosodiphenylamine	1100	
101-55-3	4-Bromophenyl-phenylether	1100	
118-74-1	Hexachlorobenzene	1100	
87-86-5	Pentachlorophenol	850	
85-01-8	Phenanthrene	1100	
120-12-7	Anthracene	1100	
86-74-8	Carbazole	1100	
84-74-2	Di-n-butylphthalate	1200	
206-44-0	Fluoranthene	1200	
129-00-0	Pyrene	1200	
85-68-7	Butylbenzylphthalate	1200	
91-94-1	3,3'-Dichlorobenzidine	1100	
56-55-3	Benzo(a)anthracene	1100	
218-01-9	Chrysene	1100	
117-81-7	Bis(2-ethylhexyl)phthalate	1600	
117-84-0	Di-n-octylphthalate	1300	
205-99-2	Benzo(b)fluoranthene	1100	
207-08-9	Benzo(k)fluoranthene	1200	
50-32-8	Benzo(a)pyrene	1100	
193-39-5	Indeno(1,2,3-cd)pyrene	1100	
53-70-3	Dibenzo(a,h)anthracene	1100	
191-24-2	Benzo(g,h,i)perylene	1100	

1D - FORM I SV-1

SEMIVOLATILE ORGANICS ANALYSIS DATA SHEET

CLIENT SAMPLE NO.

690-SB-27 (8.0'-10.5')-OMSD

Lab Name: MITKEM LABORATORIES Contract:

Lab Code: MITKEM Case No.: J1865 Mod. Ref No.: SDG No.: SJ1865

Matrix: (SOIL/SED/WATER) SOIL Lab Sample ID: J1865-03AMSD

Sample wt/vol: 30.5 (g/mL) G Lab File ID: S3G8843.D

Level: (LOW/MED) LOW Extraction: (Type) SONC

% Moisture: 11 Decanted: (Y/N) N Date Received: 09/27/2010

Concentrated Extract Volume: 1000 (uL) Date Extracted: 09/29/2010

Injection Volume: 1.0 (uL) GPC Factor: 1.00 Date Analyzed: 10/01/2010

GPC Cleanup: (Y/N) N pH: Dilution Factor: 1.0

CAS NO.	COMPOUND	CONCENTRATION UNITS: (ug/L or ug/Kg) UG/KG	Q
108-95-2	Phenol	1200	
111-44-4	Bis(2-chloroethyl)ether	1000	
95-57-8	2-Chlorophenol	1100	
541-73-1	1,3-Dichlorobenzene	1000	
106-46-7	1,4-Dichlorobenzene	1000	
95-50-1	1,2-Dichlorobenzene	1000	
95-48-7	2-Methylphenol	1100	
108-60-1	2,2'-oxybis(1-Chloropropane)	1000	
106-44-5	4-Methylphenol	1100	
621-64-7	N-Nitroso-di-n-propylamine	1100	
67-72-1	Hexachloroethane	890	
98-95-3	Nitrobenzene	1000	
78-59-1	Isophorone	1000	
88-75-5	2-Nitrophenol	1000	
105-67-9	2,4-Dimethylphenol	1000	
120-83-2	2,4-Dichlorophenol	1100	
120-82-1	1,2,4-Trichlorobenzene	1100	
91-20-3	Naphthalene	1100	
106-47-8	4-Chloroaniline	880	
111-91-1	Bis(2-chloroethoxy)methane	1100	
87-68-3	Hexachlorobutadiene	1100	
59-50-7	4-Chloro-3-methylphenol	1100	
91-57-6	2-Methylnaphthalene	1100	
77-47-4	Hexachlorocyclopentadiene	250	J
88-06-2	2,4,6-Trichlorophenol	970	
95-95-4	2,4,5-Trichlorophenol	1100	
91-58-7	2-Chloronaphthalene	1100	
88-74-4	2-Nitroaniline	1100	
131-11-3	Dimethylphthalate	1100	
208-96-8	Acenaphthylene	1100	
606-20-2	2,6-Dinitrotoluene	1100	
99-09-2	3-Nitroaniline	1000	
83-32-9	Acenaphthene	1100	
51-28-5	2,4-Dinitrophenol	740	U
100-02-7	4-Nitrophenol	950	
132-64-9	Dibenzofuran	1200	

1E - FORM I SV-2

SEMIVOLATILE ORGANICS ANALYSIS DATA SHEET

CLIENT SAMPLE NO.

690-SB-27 (8.0'-10.5')-OMS D

Lab Name: MITKEM LABORATORIES Contract:

Lab Code: MITKEM Case No.: J1865 Mod. Ref No.: SDG No.: SJ1865

Matrix: (SOIL/SED/WATER) SOIL Lab Sample ID: J1865-03AMSD

Sample wt/vol: 30.5 (g/mL) G Lab File ID: S3G8843.D

Level: (LOW/MED) LOW Extraction: (Type) SONC

% Moisture: 11 Decanted: (Y/N) N Date Received: 09/27/2010

Concentrated Extract Volume: 1000 (uL) Date Extracted: 09/29/2010

Injection Volume: 1.0 (uL) GPC Factor: 1.00 Date Analyzed: 10/01/2010

GPC Cleanup: (Y/N) N pH: Dilution Factor: 1.0

CAS NO.	COMPOUND	CONCENTRATION UNITS: (ug/L or ug/Kg) UG/KG	Q
121-14-2	2,4-Dinitrotoluene	1100	
84-66-2	Diethylphthalate	1100	
7005-72-3	4-Chlorophenyl-phenylether	1100	
86-73-7	Fluorene	1200	
100-01-6	4-Nitroaniline	1100	
534-52-1	4,6-Dinitro-2-methylphenol	280	J
86-30-6	N-Nitrosodiphenylamine	1200	
101-55-3	4-Bromophenyl-phenylether	1100	
118-74-1	Hexachlorobenzene	1100	
87-86-5	Pentachlorophenol	740	
85-01-8	Phenanthrene	1200	
120-12-7	Anthracene	1200	
86-74-8	Carbazole	1200	
84-74-2	Di-n-butylphthalate	1200	
206-44-0	Fluoranthene	1200	
129-00-0	Pyrene	1200	
85-68-7	Butylbenzylphthalate	1200	
91-94-1	3,3´-Dichlorobenzidine	1300	
56-55-3	Benzo(a)anthracene	1200	
218-01-9	Chrysene	1200	
117-81-7	Bis(2-ethylhexyl)phthalate	1400	
117-84-0	Di-n-octylphthalate	1400	
205-99-2	Benzo(b)fluoranthene	1200	
207-08-9	Benzo(k)fluoranthene	1200	
50-32-8	Benzo(a)pyrene	1200	
193-39-5	Indeno(1,2,3-cd)pyrene	1200	
53-70-3	Dibenzo(a,h)anthracene	1200	
191-24-2	Benzo(g,h,i)perylene	1200	

1D - FORM I SV-1

SEMIVOLATILE ORGANICS ANALYSIS DATA SHEET

CLIENT SAMPLE NO.

690-SB-29
()8.0'-10.4')MS

Lab Name: MITKEM LABORATORIES Contract:

Lab Code: MITKEM Case No.: J1865 Mod. Ref No.: SDG No.: SJ1865

Matrix: (SOIL/SED/WATER) SOIL Lab Sample ID: J1865-20AMS

Sample wt/vol: 30.4 (g/mL) G Lab File ID: S3G8893.D

Level: (LOW/MED) LOW Extraction: (Type) SONC

% Moisture: 11 Decanted: (Y/N) N Date Received: 09/27/2010

Concentrated Extract Volume: 1000 (uL) Date Extracted: 09/29/2010

Injection Volume: 1.0 (uL) GPC Factor: 1.00 Date Analyzed: 10/04/2010

GPC Cleanup: (Y/N) N pH: Dilution Factor: 1.0

CAS NO.	COMPOUND	CONCENTRATION UNITS: (ug/L or ug/Kg) UG/KG	Q
108-95-2	Phenol	1400	
111-44-4	Bis(2-chloroethyl)ether	1200	
95-57-8	2-Chlorophenol	1300	
541-73-1	1,3-Dichlorobenzene	1200	
106-46-7	1,4-Dichlorobenzene	1200	
95-50-1	1,2-Dichlorobenzene	1200	
95-48-7	2-Methylphenol	1300	
108-60-1	2,2'-oxybis(1-Chloropropane)	1300	
106-44-5	4-Methylphenol	1300	
621-64-7	N-Nitroso-di-n-propylamine	1300	
67-72-1	Hexachloroethane	1300	
98-95-3	Nitrobenzene	1300	
78-59-1	Isophorone	1300	
88-75-5	2-Nitrophenol	1200	
105-67-9	2,4-Dimethylphenol	1300	
120-83-2	2,4-Dichlorophenol	1300	
120-82-1	1,2,4-Trichlorobenzene	1300	
91-20-3	Naphthalene	1300	
106-47-8	4-Chloroaniline	910	
111-91-1	Bis(2-chloroethoxy)methane	1300	
87-68-3	Hexachlorobutadiene	1300	
59-50-7	4-Chloro-3-methylphenol	1300	
91-57-6	2-Methylnaphthalene	1300	
77-47-4	Hexachlorocyclopentadiene	1100	
88-06-2	2,4,6-Trichlorophenol	1200	
95-95-4	2,4,5-Trichlorophenol	1300	
91-58-7	2-Chloronaphthalene	1400	
88-74-4	2-Nitroaniline	1400	
131-11-3	Dimethylphthalate	1400	
208-96-8	Acenaphthylene	1400	
606-20-2	2,6-Dinitrotoluene	1400	
99-09-2	3-Nitroaniline	1100	
83-32-9	Acenaphthene	1400	
51-28-5	2,4-Dinitrophenol	590	J
100-02-7	4-Nitrophenol	1300	
132-64-9	Dibenzofuran	1400	

1E - FORM I SV-2

SEMIVOLATILE ORGANICS ANALYSIS DATA SHEET

CLIENT SAMPLE NO.

690-SB-29
()8.0'-10.4')MS

Lab Name: MITKEM LABORATORIES Contract:

Lab Code: MITKEM Case No.: J1865 Mod. Ref No.: SDG No.: SJ1865

Matrix: (SOIL/SED/WATER) SOIL Lab Sample ID: J1865-20AMS

Sample wt/vol: 30.4 (g/mL) G Lab File ID: S3G8893.D

Level: (LOW/MED) LOW Extraction: (Type) SONC

% Moisture: 11 Decanted: (Y/N) N Date Received: 09/27/2010

Concentrated Extract Volume: 1000 (uL) Date Extracted: 09/29/2010

Injection Volume: 1.0 (uL) GPC Factor: 1.00 Date Analyzed: 10/04/2010

GPC Cleanup: (Y/N) N pH: Dilution Factor: 1.0

CAS NO.	COMPOUND	CONCENTRATION UNITS: (ug/L or ug/Kg) UG/KG	Q
121-14-2	2,4-Dinitrotoluene	1400	
84-66-2	Diethylphthalate	1400	
7005-72-3	4-Chlorophenyl-phenylether	1300	
86-73-7	Fluorene	1400	
100-01-6	4-Nitroaniline	1200	
534-52-1	4,6-Dinitro-2-methylphenol	1100	
86-30-6	N-Nitrosodiphenylamine	1500	
101-55-3	4-Bromophenyl-phenylether	1400	
118-74-1	Hexachlorobenzene	1400	
87-86-5	Pentachlorophenol	740	J
85-01-8	Phenanthrene	1500	
120-12-7	Anthracene	1500	
86-74-8	Carbazole	1400	
84-74-2	Di-n-butylphthalate	1600	
206-44-0	Fluoranthene	1400	
129-00-0	Pyrene	1600	
85-68-7	Butylbenzylphthalate	1600	
91-94-1	3,3'-Dichlorobenzidine	810	
56-55-3	Benzo(a)anthracene	1500	
218-01-9	Chrysene	1500	
117-81-7	Bis(2-ethylhexyl)phthalate	1700	
117-84-0	Di-n-octylphthalate	1900	
205-99-2	Benzo(b)fluoranthene	1400	
207-08-9	Benzo(k)fluoranthene	1700	
50-32-8	Benzo(a)pyrene	1500	
193-39-5	Indeno(1,2,3-cd)pyrene	1400	
53-70-3	Dibenzo(a,h)anthracene	1500	
191-24-2	Benzo(g,h,i)perylene	1400	

1D - FORM I SV-1

SEMIVOLATILE ORGANICS ANALYSIS DATA SHEET

CLIENT SAMPLE NO.

690-SB-29
()8.0'-10.4')MSD

Lab Name: MITKEM LABORATORIES Contract:

Lab Code: MITKEM Case No.: J1865 Mod. Ref No.: SDG No.: SJ1865

Matrix: (SOIL/SED/WATER) SOIL Lab Sample ID: J1865-20AMSD

Sample wt/vol: 30.2 (g/mL) G Lab File ID: S3G8894.D

Level: (LOW/MED) LOW Extraction: (Type) SONC

% Moisture: 11 Decanted: (Y/N) N Date Received: 09/27/2010

Concentrated Extract Volume: 1000 (uL) Date Extracted: 09/29/2010

Injection Volume: 1.0 (uL) GPC Factor: 1.00 Date Analyzed: 10/04/2010

GPC Cleanup: (Y/N) N pH: Dilution Factor: 1.0

CAS NO.	COMPOUND	CONCENTRATION UNITS: (ug/L or ug/Kg) UG/KG	Q
108-95-2	Phenol	1400	
111-44-4	Bis(2-chloroethyl)ether	1200	
95-57-8	2-Chlorophenol	1200	
541-73-1	1,3-Dichlorobenzene	1100	
106-46-7	1,4-Dichlorobenzene	1200	
95-50-1	1,2-Dichlorobenzene	1200	
95-48-7	2-Methylphenol	1300	
108-60-1	2,2'-oxybis(1-Chloropropane)	1300	
106-44-5	4-Methylphenol	1200	
621-64-7	N-Nitroso-di-n-propylamine	1300	
67-72-1	Hexachloroethane	1200	
98-95-3	Nitrobenzene	1300	
78-59-1	Isophorone	1300	
88-75-5	2-Nitrophenol	1200	
105-67-9	2,4-Dimethylphenol	1300	
120-83-2	2,4-Dichlorophenol	1300	
120-82-1	1,2,4-Trichlorobenzene	1200	
91-20-3	Naphthalene	1300	
106-47-8	4-Chloroaniline	910	
111-91-1	Bis(2-chloroethoxy)methane	1300	
87-68-3	Hexachlorobutadiene	1300	
59-50-7	4-Chloro-3-methylphenol	1300	
91-57-6	2-Methylnaphthalene	1300	
77-47-4	Hexachlorocyclopentadiene	1100	
88-06-2	2,4,6-Trichlorophenol	1200	
95-95-4	2,4,5-Trichlorophenol	1300	
91-58-7	2-Chloronaphthalene	1300	
88-74-4	2-Nitroaniline	1300	
131-11-3	Dimethylphthalate	1400	
208-96-8	Acenaphthylene	1300	
606-20-2	2,6-Dinitrotoluene	1300	
99-09-2	3-Nitroaniline	1000	
83-32-9	Acenaphthene	1300	
51-28-5	2,4-Dinitrophenol	570	J
100-02-7	4-Nitrophenol	1200	
132-64-9	Dibenzofuran	1300	

1E - FORM I SV-2

SEMIVOLATILE ORGANICS ANALYSIS DATA SHEET

CLIENT SAMPLE NO.

690-SB-29
()8.0'-10.4')MSD

Lab Name: MITKEM LABORATORIES Contract:

Lab Code: MITKEM Case No.: J1865 Mod. Ref No.: SDG No.: SJ1865

Matrix: (SOIL/SED/WATER) SOIL Lab Sample ID: J1865-20AMSD

Sample wt/vol: 30.2 (g/mL) G Lab File ID: S3G8894.D

Level: (LOW/MED) LOW Extraction: (Type) SONC

% Moisture: 11 Decanted: (Y/N) N Date Received: 09/27/2010

Concentrated Extract Volume: 1000 (uL) Date Extracted: 09/29/2010

Injection Volume: 1.0 (uL) GPC Factor: 1.00 Date Analyzed: 10/04/2010

GPC Cleanup: (Y/N) N pH: Dilution Factor: 1.0

CAS NO.	COMPOUND	CONCENTRATION UNITS: (ug/L or ug/Kg) UG/KG	Q
121-14-2	2,4-Dinitrotoluene	1300	
84-66-2	Diethylphthalate	1400	
7005-72-3	4-Chlorophenyl-phenylether	1300	
86-73-7	Fluorene	1400	
100-01-6	4-Nitroaniline	1100	
534-52-1	4,6-Dinitro-2-methylphenol	1000	
86-30-6	N-Nitrosodiphenylamine	1400	
101-55-3	4-Bromophenyl-phenylether	1400	
118-74-1	Hexachlorobenzene	1400	
87-86-5	Pentachlorophenol	700	J
85-01-8	Phenanthrene	1400	
120-12-7	Anthracene	1400	
86-74-8	Carbazole	1400	
84-74-2	Di-n-butylphthalate	1500	
206-44-0	Fluoranthene	1400	
129-00-0	Pyrene	1500	
85-68-7	Butylbenzylphthalate	1600	
91-94-1	3,3'-Dichlorobenzidine	820	
56-55-3	Benzo(a)anthracene	1400	
218-01-9	Chrysene	1400	
117-81-7	Bis(2-ethylhexyl)phthalate	1600	
117-84-0	Di-n-octylphthalate	1800	
205-99-2	Benzo(b)fluoranthene	1400	
207-08-9	Benzo(k)fluoranthene	1500	
50-32-8	Benzo(a)pyrene	1400	
193-39-5	Indeno(1,2,3-cd)pyrene	1400	
53-70-3	Dibenzo(a,h)anthracene	1400	
191-24-2	Benzo(g,h,i)perylene	1300	

1G - FORM I PEST

PESTICIDE ORGANICS ANALYSIS DATA SHEET

CLIENT SAMPLE NO.

690-SB-27
(8.0'-10.5')-O

Lab Name: MITKEM LABORATORIES Contract:

Lab Code: MITKEM Case No.: J1865 Mod. Ref No.: SDG No.: SJ1865

Matrix: (SOIL/SED/WATER) SOIL Lab Sample ID: J1865-03A

Sample wt/vol: 15.3 (g/mL) G Lab File ID: E4G1370F.D/E4G1370R.D

% Moisture: 11 Decanted: (Y/N) N Date Received: 09/27/2010

Extraction: (Type) SONC Date Extracted: 09/28/2010

Concentrated Extract Volume: 5000 (uL) Date Analyzed: 09/30/2010

Injection Volume: 1.0 (uL) GPC Factor: 1.00 Dilution Factor: 1.0

GPC Cleanup: (Y/N) N pH: Sulfur Cleanup: (Y/N) Y

CAS NO.	COMPOUND	CONCENTRATION UNITS: (ug/L or ug/Kg) µG/KG	Q
319-84-6	alpha-BHC	1.9	U
319-85-7	beta-BHC	1.9	U
319-86-8	delta-BHC	1.9	U
58-89-9	gamma-BHC (Lindane)	1.9	U
76-44-8	Heptachlor	1.9	U
309-00-2	Aldrin	1.9	U
1024-57-3	Heptachlor epoxide	1.9	U
959-98-8	Endosulfan I	1.9	U
60-57-1	Dieldrin	3.6	U
72-55-9	4,4´-DDE	3.6	U
72-20-8	Endrin	3.6	U
33213-65-9	Endosulfan II	3.6	U
72-54-8	4,4´-DDD	3.6	U
1031-07-8	Endosulfan sulfate	3.6	U
50-29-3	4,4´-DDT	3.6	U
72-43-5	Methoxychlor	19	U
53494-70-5	Endrin ketone	3.6	U
7421-93-4	Endrin aldehyde	3.6	U
5103-71-9	alpha-Chlordane	1.9	U
5103-74-2	gamma-Chlordane	1.9	U
8001-35-2	Toxaphene	190	U

1G - FORM I PEST

PESTICIDE ORGANICS ANALYSIS DATA SHEET

CLIENT SAMPLE NO.

690-SB-73
(0.4'-4.0')-O

Lab Name: MITKEM LABORATORIES Contract:

Lab Code: MITKEM Case No.: J1865 Mod. Ref No.: SDG No.: SJ1865

Matrix: (SOIL/SED/WATER) SOIL Lab Sample ID: J1865-17A

Sample wt/vol: 15.1 (g/mL) G Lab File ID: E4G1458F.D/E4G1458R.D

% Moisture: 12 Decanted: (Y/N) N Date Received: 09/27/2010

Extraction: (Type) SONC Date Extracted: 09/30/2010

Concentrated Extract Volume: 5000 (uL) Date Analyzed: 10/04/2010

Injection Volume: 1.0 (uL) GPC Factor: 1.00 Dilution Factor: 1.0

GPC Cleanup: (Y/N) N pH: Sulfur Cleanup: (Y/N) Y

CAS NO.	COMPOUND	CONCENTRATION UNITS: (ug/L or ug/Kg) µG/KG	Q
319-84-6	alpha-BHC	1.9	U
319-85-7	beta-BHC	1.9	U
319-86-8	delta-BHC	1.9	U
58-89-9	gamma-BHC (Lindane)	1.9	U
76-44-8	Heptachlor	1.9	U
309-00-2	Aldrin	1.9	U
1024-57-3	Heptachlor epoxide	1.9	U
959-98-8	Endosulfan I	1.9	U
60-57-1	Dieldrin	3.7	U
72-55-9	4,4´-DDE	3.7	U
72-20-8	Endrin	3.7	U
33213-65-9	Endosulfan II	3.7	U
72-54-8	4,4´-DDD	3.7	U
1031-07-8	Endosulfan sulfate	3.7	U
50-29-3	4,4´-DDT	3.7	U
72-43-5	Methoxychlor	19	U
53494-70-5	Endrin ketone	3.7	U
7421-93-4	Endrin aldehyde	3.7	U
5103-71-9	alpha-Chlordane	1.9	U
5103-74-2	gamma-Chlordane	1.9	U
8001-35-2	Toxaphene	190	U

1G - FORM I PEST

PESTICIDE ORGANICS ANALYSIS DATA SHEET

CLIENT SAMPLE NO.

690-SB-30
(8.0'-10.7')-O

Lab Name: MITKEM LABORATORIES Contract:

Lab Code: MITKEM Case No.: J1865 Mod. Ref No.: SDG No.: SJ1865

Matrix: (SOIL/SED/WATER) SOIL Lab Sample ID: J1865-18A

Sample wt/vol: 15.5 (g/mL) G Lab File ID: E4G1373F.D/E4G1373R.D

% Moisture: 11 Decanted: (Y/N) N Date Received: 09/27/2010

Extraction: (Type) SONC Date Extracted: 09/28/2010

Concentrated Extract Volume: 5000 (uL) Date Analyzed: 09/30/2010

Injection Volume: 1.0 (uL) GPC Factor: 1.00 Dilution Factor: 1.0

GPC Cleanup: (Y/N) N pH: Sulfur Cleanup: (Y/N) Y

CAS NO.	COMPOUND	CONCENTRATION UNITS: (ug/L or ug/Kg) µG/KG	Q
319-84-6	alpha-BHC	1.8	U
319-85-7	beta-BHC	1.8	U
319-86-8	delta-BHC	1.8	U
58-89-9	gamma-BHC (Lindane)	1.8	U
76-44-8	Heptachlor	1.8	U
309-00-2	Aldrin	1.8	U
1024-57-3	Heptachlor epoxide	1.8	U
959-98-8	Endosulfan I	1.8	U
60-57-1	Dieldrin	3.6	U
72-55-9	4,4´-DDE	3.6	U
72-20-8	Endrin	3.6	U
33213-65-9	Endosulfan II	3.6	U
72-54-8	4,4´-DDD	3.6	U
1031-07-8	Endosulfan sulfate	3.6	U
50-29-3	4,4´-DDT	3.6	U
72-43-5	Methoxychlor	18	U
53494-70-5	Endrin ketone	3.6	U
7421-93-4	Endrin aldehyde	3.6	U
5103-71-9	alpha-Chlordane	1.8	U
5103-74-2	gamma-Chlordane	1.8	U
8001-35-2	Toxaphene	180	U

1G - FORM I PEST

PESTICIDE ORGANICS ANALYSIS DATA SHEET

CLIENT SAMPLE NO.

690-SB-30
(8.0'-10.7')-D

Lab Name: MITKEM LABORATORIES Contract:

Lab Code: MITKEM Case No.: J1865 Mod. Ref No.: SDG No.: SJ1865

Matrix: (SOIL/SED/WATER) SOIL Lab Sample ID: J1865-19A

Sample wt/vol: 15.0 (g/mL) G Lab File ID: E4G1374F.D/E4G1374R.D

% Moisture: 12 Decanted: (Y/N) N Date Received: 09/27/2010

Extraction: (Type) SONC Date Extracted: 09/28/2010

Concentrated Extract Volume: 5000 (uL) Date Analyzed: 09/30/2010

Injection Volume: 1.0 (uL) GPC Factor: 1.00 Dilution Factor: 1.0

GPC Cleanup: (Y/N) N pH: Sulfur Cleanup: (Y/N) Y

CAS NO.	COMPOUND	CONCENTRATION UNITS: (ug/L or ug/Kg) µG/KG	Q
319-84-6	alpha-BHC	1.9	U
319-85-7	beta-BHC	1.9	U
319-86-8	delta-BHC	1.9	U
58-89-9	gamma-BHC (Lindane)	1.9	U
76-44-8	Heptachlor	1.9	U
309-00-2	Aldrin	1.9	U
1024-57-3	Heptachlor epoxide	1.9	U
959-98-8	Endosulfan I	1.9	U
60-57-1	Dieldrin	3.8	U
72-55-9	4,4´-DDE	3.8	U
72-20-8	Endrin	3.8	U
33213-65-9	Endosulfan II	3.8	U
72-54-8	4,4´-DDD	3.8	U
1031-07-8	Endosulfan sulfate	3.8	U
50-29-3	4,4´-DDT	3.8	U
72-43-5	Methoxychlor	19	U
53494-70-5	Endrin ketone	3.8	U
7421-93-4	Endrin aldehyde	3.8	U
5103-71-9	alpha-Chlordane	1.9	U
5103-74-2	gamma-Chlordane	1.9	U
8001-35-2	Toxaphene	190	U

1G - FORM I PEST

PESTICIDE ORGANICS ANALYSIS DATA SHEET

CLIENT SAMPLE NO.

690-SB-29
()8.0'-10.4')

Lab Name: MITKEM LABORATORIES Contract:

Lab Code: MITKEM Case No.: J1865 Mod. Ref No.: SDG No.: SJ1865

Matrix: (SOIL/SED/WATER) SOIL Lab Sample ID: J1865-20A

Sample wt/vol: 15.6 (g/mL) G Lab File ID: E4G1375F.D/E4G1375R.D

% Moisture: 11 Decanted: (Y/N) N Date Received: 09/27/2010

Extraction: (Type) SONC Date Extracted: 09/28/2010

Concentrated Extract Volume: 5000 (uL) Date Analyzed: 09/30/2010

Injection Volume: 1.0 (uL) GPC Factor: 1.00 Dilution Factor: 1.0

GPC Cleanup: (Y/N) N pH: Sulfur Cleanup: (Y/N) Y

CAS NO.	COMPOUND	CONCENTRATION UNITS: (ug/L or ug/Kg) µG/KG	Q
319-84-6	alpha-BHC	1.8	U
319-85-7	beta-BHC	1.8	U
319-86-8	delta-BHC	1.8	U
58-89-9	gamma-BHC (Lindane)	1.8	U
76-44-8	Heptachlor	1.8	U
309-00-2	Aldrin	1.8	U
1024-57-3	Heptachlor epoxide	1.8	U
959-98-8	Endosulfan I	1.8	U
60-57-1	Dieldrin	3.6	U
72-55-9	4,4´-DDE	3.6	U
72-20-8	Endrin	3.6	U
33213-65-9	Endosulfan II	3.6	U
72-54-8	4,4´-DDD	3.6	U
1031-07-8	Endosulfan sulfate	3.6	U
50-29-3	4,4´-DDT	3.6	U
72-43-5	Methoxychlor	18	U
53494-70-5	Endrin ketone	3.6	U
7421-93-4	Endrin aldehyde	3.6	U
5103-71-9	alpha-Chlordane	1.8	U
5103-74-2	gamma-Chlordane	1.8	U
8001-35-2	Toxaphene	180	U

1G - FORM I PEST

PESTICIDE ORGANICS ANALYSIS DATA SHEET

CLIENT SAMPLE NO.

690-SB-22
(2.0'-3.2')-O

Lab Name: MITKEM LABORATORIES Contract:

Lab Code: MITKEM Case No.: J1865 Mod. Ref No.: SDG No.: SJ1865

Matrix: (SOIL/SED/WATER) SOIL Lab Sample ID: J1865-22A

Sample wt/vol: 15.1 (g/mL) G Lab File ID: E4G1378F.D/E4G1378R.D

% Moisture: 12 Decanted: (Y/N) N Date Received: 09/27/2010

Extraction: (Type) SONC Date Extracted: 09/28/2010

Concentrated Extract Volume: 5000 (uL) Date Analyzed: 09/30/2010

Injection Volume: 1.0 (uL) GPC Factor: 1.00 Dilution Factor: 1.0

GPC Cleanup: (Y/N) N pH: Sulfur Cleanup: (Y/N) Y

CAS NO.	COMPOUND	CONCENTRATION UNITS: (ug/L or ug/Kg) µG/KG	Q
319-84-6	alpha-BHC	1.9	U
319-85-7	beta-BHC	1.9	U
319-86-8	delta-BHC	1.9	U
58-89-9	gamma-BHC (Lindane)	1.9	U
76-44-8	Heptachlor	1.9	U
309-00-2	Aldrin	1.9	U
1024-57-3	Heptachlor epoxide	1.9	U
959-98-8	Endosulfan I	1.9	U
60-57-1	Dieldrin	3.7	U
72-55-9	4,4´-DDE	3.7	U
72-20-8	Endrin	3.7	U
33213-65-9	Endosulfan II	3.7	U
72-54-8	4,4´-DDD	3.7	U
1031-07-8	Endosulfan sulfate	3.7	U
50-29-3	4,4´-DDT	3.7	U
72-43-5	Methoxychlor	19	U
53494-70-5	Endrin ketone	3.7	U
7421-93-4	Endrin aldehyde	3.7	U
5103-71-9	alpha-Chlordane	1.9	U
5103-74-2	gamma-Chlordane	1.9	U
8001-35-2	Toxaphene	190	U

1G - FORM I PEST

PESTICIDE ORGANICS ANALYSIS DATA SHEET

CLIENT SAMPLE NO.

690-FIELD BLANK-1-O

Lab Name: MITKEM LABORATORIES Contract:

Lab Code: MITKEM Case No.: J1865 Mod. Ref No.: SDG No.: SJ1865

Matrix: (SOIL/SED/WATER) WATER Lab Sample ID: J1865-28C

Sample wt/vol: 1000 (g/mL) ML Lab File ID: E4G1405F.D/E4G1405R.D

% Moisture: Decanted: (Y/N) Date Received: 09/27/2010

Extraction: (Type) SEPF Date Extracted: 09/29/2010

Concentrated Extract Volume: 10000 (uL) Date Analyzed: 10/01/2010

Injection Volume: 1.0 (uL) GPC Factor: 1.00 Dilution Factor: 1.0

GPC Cleanup: (Y/N) N pH: Sulfur Cleanup: (Y/N) Y

CAS NO.	COMPOUND	CONCENTRATION UNITS: (ug/L or ug/Kg) µG/L	Q
319-84-6	alpha-BHC	0.050	U
319-85-7	beta-BHC	0.050	U
319-86-8	delta-BHC	0.050	U
58-89-9	gamma-BHC (Lindane)	0.050	U
76-44-8	Heptachlor	0.050	U
309-00-2	Aldrin	0.050	U
1024-57-3	Heptachlor epoxide	0.050	U
959-98-8	Endosulfan I	0.050	U
60-57-1	Dieldrin	0.10	U
72-55-9	4,4´-DDE	0.10	U
72-20-8	Endrin	0.10	U
33213-65-9	Endosulfan II	0.10	U
72-54-8	4,4´-DDD	0.10	U
1031-07-8	Endosulfan sulfate	0.10	U
50-29-3	4,4´-DDT	0.10	U
72-43-5	Methoxychlor	0.50	U
53494-70-5	Endrin ketone	0.10	U
7421-93-4	Endrin aldehyde	0.10	U
5103-71-9	alpha-Chlordane	0.050	U
5103-74-2	gamma-Chlordane	0.050	U
8001-35-2	Toxaphene	5.0	U

1G - FORM I PEST

PESTICIDE ORGANICS ANALYSIS DATA SHEET

CLIENT SAMPLE NO.

690-FIELD BLANK-2-O

Lab Name: MITKEM LABORATORIES Contract:

Lab Code: MITKEM Case No.: J1865 Mod. Ref No.: SDG No.: SJ1865

Matrix: (SOIL/SED/WATER) WATER Lab Sample ID: J1865-29C

Sample wt/vol: 1000 (g/mL) ML Lab File ID: E4G1406F.D/E4G1406R.D

% Moisture: Decanted: (Y/N) Date Received: 09/27/2010

Extraction: (Type) SEPF Date Extracted: 09/29/2010

Concentrated Extract Volume: 10000 (uL) Date Analyzed: 10/01/2010

Injection Volume: 1.0 (uL) GPC Factor: 1.00 Dilution Factor: 1.0

GPC Cleanup: (Y/N) N pH: Sulfur Cleanup: (Y/N) Y

CAS NO.	COMPOUND	CONCENTRATION UNITS: (ug/L or ug/Kg) µG/L	Q
319-84-6	alpha-BHC	0.050	U
319-85-7	beta-BHC	0.050	U
319-86-8	delta-BHC	0.050	U
58-89-9	gamma-BHC (Lindane)	0.050	U
76-44-8	Heptachlor	0.050	U
309-00-2	Aldrin	0.050	U
1024-57-3	Heptachlor epoxide	0.050	U
959-98-8	Endosulfan I	0.050	U
60-57-1	Dieldrin	0.10	U
72-55-9	4,4´-DDE	0.10	U
72-20-8	Endrin	0.10	U
33213-65-9	Endosulfan II	0.10	U
72-54-8	4,4´-DDD	0.10	U
1031-07-8	Endosulfan sulfate	0.10	U
50-29-3	4,4´-DDT	0.10	U
72-43-5	Methoxychlor	0.50	U
53494-70-5	Endrin ketone	0.10	U
7421-93-4	Endrin aldehyde	0.10	U
5103-71-9	alpha-Chlordane	0.050	U
5103-74-2	gamma-Chlordane	0.050	U
8001-35-2	Toxaphene	5.0	U

1G - FORM I PEST

PESTICIDE ORGANICS ANALYSIS DATA SHEET

CLIENT SAMPLE NO.

MB-54381

Lab Name: MITKEM LABORATORIES Contract:

Lab Code: MITKEM Case No.: J1865 Mod. Ref No.: SDG No.: SJ1865

Matrix: (SOIL/SED/WATER) SOIL Lab Sample ID: MB-54381

Sample wt/vol: 15.0 (g/mL) G Lab File ID: E4G1368F.D/E4G1368R.D

% Moisture: Decanted: (Y/N) Date Received:

Extraction: (Type) SONC Date Extracted: 09/28/2010

Concentrated Extract Volume: 5000 (uL) Date Analyzed: 09/30/2010

Injection Volume: 1.0 (uL) GPC Factor: 1.00 Dilution Factor: 1.0

GPC Cleanup: (Y/N) N pH: Sulfur Cleanup: (Y/N) Y

CAS NO.	COMPOUND	CONCENTRATION UNITS: (ug/L or ug/Kg) µG/KG	Q
319-84-6	alpha-BHC	1.7	U
319-85-7	beta-BHC	1.7	U
319-86-8	delta-BHC	1.7	U
58-89-9	gamma-BHC (Lindane)	1.7	U
76-44-8	Heptachlor	1.7	U
309-00-2	Aldrin	1.7	U
1024-57-3	Heptachlor epoxide	1.7	U
959-98-8	Endosulfan I	1.7	U
60-57-1	Dieldrin	3.3	U
72-55-9	4,4´-DDE	3.3	U
72-20-8	Endrin	3.3	U
33213-65-9	Endosulfan II	3.3	U
72-54-8	4,4´-DDD	3.3	U
1031-07-8	Endosulfan sulfate	3.3	U
50-29-3	4,4´-DDT	3.3	U
72-43-5	Methoxychlor	17	U
53494-70-5	Endrin ketone	3.3	U
7421-93-4	Endrin aldehyde	3.3	U
5103-71-9	alpha-Chlordane	1.7	U
5103-74-2	gamma-Chlordane	1.7	U
8001-35-2	Toxaphene	170	U

1G - FORM I PEST

PESTICIDE ORGANICS ANALYSIS DATA SHEET

CLIENT SAMPLE NO.

MB-54407

Lab Name: MITKEM LABORATORIES Contract:

Lab Code: MITKEM Case No.: J1865 Mod. Ref No.: SDG No.: SJ1865

Matrix: (SOIL/SED/WATER) WATER Lab Sample ID: MB-54407

Sample wt/vol: 1000 (g/mL) ML Lab File ID: E4G1398F.D/E4G1398R.D

% Moisture: Decanted: (Y/N) Date Received:

Extraction: (Type) SEPF Date Extracted: 09/29/2010

Concentrated Extract Volume: 10000 (uL) Date Analyzed: 10/01/2010

Injection Volume: 1.0 (uL) GPC Factor: 1.00 Dilution Factor: 1.0

GPC Cleanup: (Y/N) N pH: Sulfur Cleanup: (Y/N) Y

CAS NO.	COMPOUND	CONCENTRATION UNITS: (ug/L or ug/Kg) µG/L	Q
319-84-6	alpha-BHC	0.050	U
319-85-7	beta-BHC	0.050	U
319-86-8	delta-BHC	0.050	U
58-89-9	gamma-BHC (Lindane)	0.050	U
76-44-8	Heptachlor	0.050	U
309-00-2	Aldrin	0.050	U
1024-57-3	Heptachlor epoxide	0.050	U
959-98-8	Endosulfan I	0.050	U
60-57-1	Dieldrin	0.10	U
72-55-9	4,4´-DDE	0.10	U
72-20-8	Endrin	0.10	U
33213-65-9	Endosulfan II	0.10	U
72-54-8	4,4´-DDD	0.10	U
1031-07-8	Endosulfan sulfate	0.10	U
50-29-3	4,4´-DDT	0.10	U
72-43-5	Methoxychlor	0.50	U
53494-70-5	Endrin ketone	0.10	U
7421-93-4	Endrin aldehyde	0.10	U
5103-71-9	alpha-Chlordane	0.050	U
5103-74-2	gamma-Chlordane	0.050	U
8001-35-2	Toxaphene	5.0	U

1G - FORM I PEST

PESTICIDE ORGANICS ANALYSIS DATA SHEET

CLIENT SAMPLE NO.

MB-54443

Lab Name: MITKEM LABORATORIES Contract:

Lab Code: MITKEM Case No.: J1865 Mod. Ref No.: SDG No.: SJ1865

Matrix: (SOIL/SED/WATER) SOIL Lab Sample ID: MB-54443

Sample wt/vol: 15.0 (g/mL) G Lab File ID: E4G1449F.D/E4G1449R.D

% Moisture: Decanted: (Y/N) Date Received:

Extraction: (Type) SONC Date Extracted: 09/30/2010

Concentrated Extract Volume: 5000 (uL) Date Analyzed: 10/04/2010

Injection Volume: 1.0 (uL) GPC Factor: 1.00 Dilution Factor: 1.0

GPC Cleanup: (Y/N) N pH: Sulfur Cleanup: (Y/N) Y

CAS NO.	COMPOUND	CONCENTRATION UNITS: (ug/L or ug/Kg) µG/KG	Q
319-84-6	alpha-BHC	1.7	U
319-85-7	beta-BHC	1.7	U
319-86-8	delta-BHC	1.7	U
58-89-9	gamma-BHC (Lindane)	1.7	U
76-44-8	Heptachlor	1.7	U
309-00-2	Aldrin	1.7	U
1024-57-3	Heptachlor epoxide	1.7	U
959-98-8	Endosulfan I	1.7	U
60-57-1	Dieldrin	3.3	U
72-55-9	4,4´-DDE	3.3	U
72-20-8	Endrin	3.3	U
33213-65-9	Endosulfan II	3.3	U
72-54-8	4,4´-DDD	3.3	U
1031-07-8	Endosulfan sulfate	3.3	U
50-29-3	4,4´-DDT	3.3	U
72-43-5	Methoxychlor	17	U
53494-70-5	Endrin ketone	3.3	U
7421-93-4	Endrin aldehyde	3.3	U
5103-71-9	alpha-Chlordane	1.7	U
5103-74-2	gamma-Chlordane	1.7	U
8001-35-2	Toxaphene	170	U

1G - FORM I PEST

PESTICIDE ORGANICS ANALYSIS DATA SHEET

CLIENT SAMPLE NO.

LCS-54381(1)

Lab Name: MITKEM LABORATORIES Contract:

Lab Code: MITKEM Case No.: J1865 Mod. Ref No.: SDG No.: SJ1865

Matrix: (SOIL/SED/WATER) SOIL Lab Sample ID: LCS-54381

Sample wt/vol: 15 (g/mL) G Lab File ID: E4G1369F.D

% Moisture: Decanted: (Y/N) Date Received:

Extraction: (Type) SONC Date Extracted: 09/28/2010

Concentrated Extract Volume: 5000 (uL) Date Analyzed: 09/30/2010

Injection Volume: 1.0 (uL) GPC Factor: 1.00 Dilution Factor: 1.0

GPC Cleanup: (Y/N) N pH: Sulfur Cleanup: (Y/N) Y

CAS NO.	COMPOUND	CONCENTRATION UNITS: (ug/L or ug/Kg) µG/KG	Q
319-84-6	alpha-BHC	5.4	
319-85-7	beta-BHC	5.8	
319-86-8	delta-BHC	5.4	
58-89-9	gamma-BHC (Lindane)	5.1	
76-44-8	Heptachlor	5.8	
309-00-2	Aldrin	5.1	
1024-57-3	Heptachlor epoxide	5.3	
959-98-8	Endosulfan I	4.5	
60-57-1	Dieldrin	11	
72-55-9	4,4´-DDE	11	
72-20-8	Endrin	12	
33213-65-9	Endosulfan II	10	
72-54-8	4,4´-DDD	11	
1031-07-8	Endosulfan sulfate	14	
50-29-3	4,4´-DDT	12	
72-43-5	Methoxychlor	63	P
53494-70-5	Endrin ketone	14	
7421-93-4	Endrin aldehyde	12	
5103-71-9	alpha-Chlordane	5.7	
5103-74-2	gamma-Chlordane	5.1	P
8001-35-2	Toxaphene	170	U

1G - FORM I PEST

PESTICIDE ORGANICS ANALYSIS DATA SHEET

CLIENT SAMPLE NO.

LCS-54381(2)

Lab Name: MITKEM LABORATORIES Contract:

Lab Code: MITKEM Case No.: J1865 Mod. Ref No.: SDG No.: SJ1865

Matrix: (SOIL/SED/WATER) SOIL Lab Sample ID: LCS-54381

Sample wt/vol: 15 (g/mL) G Lab File ID: E4G1369R.D

% Moisture: Decanted: (Y/N) Date Received:

Extraction: (Type) SONC Date Extracted: 09/28/2010

Concentrated Extract Volume: 5000 (uL) Date Analyzed: 09/30/2010

Injection Volume: 1.0 (uL) GPC Factor: 1.00 Dilution Factor: 1.0

GPC Cleanup: (Y/N) N pH: Sulfur Cleanup: (Y/N) Y

CAS NO.	COMPOUND	CONCENTRATION UNITS: (ug/L or ug/Kg) µG/KG	Q
319-84-6	alpha-BHC	6.1	
319-85-7	beta-BHC	6.2	
319-86-8	delta-BHC	7.0	
58-89-9	gamma-BHC (Lindane)	6.2	
76-44-8	Heptachlor	6.6	
309-00-2	Aldrin	6.3	
1024-57-3	Heptachlor epoxide	6.4	
959-98-8	Endosulfan I	5.7	
60-57-1	Dieldrin	14	
72-55-9	4,4´-DDE	12	
72-20-8	Endrin	15	
33213-65-9	Endosulfan II	13	
72-54-8	4,4´-DDD	15	
1031-07-8	Endosulfan sulfate	15	
50-29-3	4,4´-DDT	16	
72-43-5	Methoxychlor	90	P
53494-70-5	Endrin ketone	17	
7421-93-4	Endrin aldehyde	14	
5103-71-9	alpha-Chlordane	7.4	
5103-74-2	gamma-Chlordane	8.2	P
8001-35-2	Toxaphene	170	U

1G - FORM I PEST

PESTICIDE ORGANICS ANALYSIS DATA SHEET

CLIENT SAMPLE NO.

LCS-54407(1)

Lab Name: MITKEM LABORATORIES Contract:

Lab Code: MITKEM Case No.: J1865 Mod. Ref No.: SDG No.: SJ1865

Matrix: (SOIL/SED/WATER) WATER Lab Sample ID: LCS-54407

Sample wt/vol: 1000 (g/mL) ML Lab File ID: E4G1399F.D

% Moisture: Decanted: (Y/N) Date Received:

Extraction: (Type) SEPF Date Extracted: 09/29/2010

Concentrated Extract Volume: 10000 (uL) Date Analyzed: 10/01/2010

Injection Volume: 1.0 (uL) GPC Factor: 1.00 Dilution Factor: 1.0

GPC Cleanup: (Y/N) N pH: Sulfur Cleanup: (Y/N) Y

CAS NO.	COMPOUND	CONCENTRATION UNITS: (ug/L or ug/Kg) µG/L	Q
319-84-6	alpha-BHC	0.16	
319-85-7	beta-BHC	0.18	
319-86-8	delta-BHC	0.18	
58-89-9	gamma-BHC (Lindane)	0.17	
76-44-8	Heptachlor	0.15	
309-00-2	Aldrin	0.12	
1024-57-3	Heptachlor epoxide	0.18	
959-98-8	Endosulfan I	0.17	
60-57-1	Dieldrin	0.36	
72-55-9	4,4´-DDE	0.36	
72-20-8	Endrin	0.37	
33213-65-9	Endosulfan II	0.37	
72-54-8	4,4´-DDD	0.36	
1031-07-8	Endosulfan sulfate	0.42	
50-29-3	4,4´-DDT	0.37	
72-43-5	Methoxychlor	2.0	
53494-70-5	Endrin ketone	0.42	
7421-93-4	Endrin aldehyde	0.39	
5103-71-9	alpha-Chlordane	0.17	
5103-74-2	gamma-Chlordane	0.17	
8001-35-2	Toxaphene	5.0	U

1G - FORM I PEST

PESTICIDE ORGANICS ANALYSIS DATA SHEET

CLIENT SAMPLE NO.

LCS-54407(2)

Lab Name: MITKEM LABORATORIES Contract:

Lab Code: MITKEM Case No.: J1865 Mod. Ref No.: SDG No.: SJ1865

Matrix: (SOIL/SED/WATER) WATER Lab Sample ID: LCS-54407

Sample wt/vol: 1000 (g/mL) ML Lab File ID: E4G1399R.D

% Moisture: Decanted: (Y/N) Date Received:

Extraction: (Type) SEPF Date Extracted: 09/29/2010

Concentrated Extract Volume: 10000 (uL) Date Analyzed: 10/01/2010

Injection Volume: 1.0 (uL) GPC Factor: 1.00 Dilution Factor: 1.0

GPC Cleanup: (Y/N) N pH: Sulfur Cleanup: (Y/N) Y

CAS NO.	COMPOUND	CONCENTRATION UNITS: (ug/L or ug/Kg) µG/L	Q
319-84-6	alpha-BHC	0.18	
319-85-7	beta-BHC	0.20	
319-86-8	delta-BHC	0.21	
58-89-9	gamma-BHC (Lindane)	0.19	
76-44-8	Heptachlor	0.16	
309-00-2	Aldrin	0.13	
1024-57-3	Heptachlor epoxide	0.20	
959-98-8	Endosulfan I	0.20	
60-57-1	Dieldrin	0.41	
72-55-9	4,4´-DDE	0.41	
72-20-8	Endrin	0.43	
33213-65-9	Endosulfan II	0.43	
72-54-8	4,4´-DDD	0.47	
1031-07-8	Endosulfan sulfate	0.47	
50-29-3	4,4´-DDT	0.44	
72-43-5	Methoxychlor	2.4	
53494-70-5	Endrin ketone	0.49	
7421-93-4	Endrin aldehyde	0.43	
5103-71-9	alpha-Chlordane	0.20	
5103-74-2	gamma-Chlordane	0.20	
8001-35-2	Toxaphene	5.0	U

1G - FORM I PEST

PESTICIDE ORGANICS ANALYSIS DATA SHEET

CLIENT SAMPLE NO.
LCSD-54407(1)

Lab Name: MITKEM LABORATORIES Contract:

Lab Code: MITKEM Case No.: J1865 Mod. Ref No.: SDG No.: SJ1865

Matrix: (SOIL/SED/WATER) WATER Lab Sample ID: LCSD-54407

Sample wt/vol: 1000 (g/mL) ML Lab File ID: E4G1400F.D

% Moisture: Decanted: (Y/N) Date Received:

Extraction: (Type) SEPF Date Extracted: 09/29/2010

Concentrated Extract Volume: 10000 (uL) Date Analyzed: 10/01/2010

Injection Volume: 1.0 (uL) GPC Factor: 1.00 Dilution Factor: 1.0

GPC Cleanup: (Y/N) N pH: Sulfur Cleanup: (Y/N) Y

CAS NO.	COMPOUND	CONCENTRATION UNITS: (ug/L or ug/Kg) µG/L	Q
319-84-6	alpha-BHC	0.16	
319-85-7	beta-BHC	0.16	
319-86-8	delta-BHC	0.18	
58-89-9	gamma-BHC (Lindane)	0.16	
76-44-8	Heptachlor	0.18	
309-00-2	Aldrin	0.11	
1024-57-3	Heptachlor epoxide	0.19	
959-98-8	Endosulfan I	0.17	
60-57-1	Dieldrin	0.35	
72-55-9	4,4´-DDE	0.36	
72-20-8	Endrin	0.37	
33213-65-9	Endosulfan II	0.36	
72-54-8	4,4´-DDD	0.34	
1031-07-8	Endosulfan sulfate	0.41	
50-29-3	4,4´-DDT	0.38	
72-43-5	Methoxychlor	2.0	
53494-70-5	Endrin ketone	0.42	
7421-93-4	Endrin aldehyde	0.39	
5103-71-9	alpha-Chlordane	0.17	
5103-74-2	gamma-Chlordane	0.17	
8001-35-2	Toxaphene	5.0	U

1G - FORM I PEST

PESTICIDE ORGANICS ANALYSIS DATA SHEET

CLIENT SAMPLE NO.
LCSD-54407(2)

Lab Name: MITKEM LABORATORIES Contract:

Lab Code: MITKEM Case No.: J1865 Mod. Ref No.: SDG No.: SJ1865

Matrix: (SOIL/SED/WATER) WATER Lab Sample ID: LCSD-54407

Sample wt/vol: 1000 (g/mL) ML Lab File ID: E4G1400R.D

% Moisture: Decanted: (Y/N) Date Received:

Extraction: (Type) SEPF Date Extracted: 09/29/2010

Concentrated Extract Volume: 10000 (uL) Date Analyzed: 10/01/2010

Injection Volume: 1.0 (uL) GPC Factor: 1.00 Dilution Factor: 1.0

GPC Cleanup: (Y/N) N pH: Sulfur Cleanup: (Y/N) Y

CAS NO.	COMPOUND	CONCENTRATION UNITS: (ug/L or ug/Kg) µG/L	Q
319-84-6	alpha-BHC	0.19	
319-85-7	beta-BHC	0.19	
319-86-8	delta-BHC	0.22	
58-89-9	gamma-BHC (Lindane)	0.20	
76-44-8	Heptachlor	0.16	
309-00-2	Aldrin	0.13	
1024-57-3	Heptachlor epoxide	0.20	
959-98-8	Endosulfan I	0.20	
60-57-1	Dieldrin	0.42	
72-55-9	4,4´-DDE	0.41	
72-20-8	Endrin	0.43	
33213-65-9	Endosulfan II	0.43	
72-54-8	4,4´-DDD	0.46	
1031-07-8	Endosulfan sulfate	0.46	
50-29-3	4,4´-DDT	0.46	
72-43-5	Methoxychlor	2.4	
53494-70-5	Endrin ketone	0.48	
7421-93-4	Endrin aldehyde	0.43	
5103-71-9	alpha-Chlordane	0.19	
5103-74-2	gamma-Chlordane	0.23	
8001-35-2	Toxaphene	5.0	U

1G - FORM I PEST

PESTICIDE ORGANICS ANALYSIS DATA SHEET

CLIENT SAMPLE NO.

LCS-54443(1)

Lab Name: MITKEM LABORATORIES Contract:

Lab Code: MITKEM Case No.: J1865 Mod. Ref No.: SDG No.: SJ1865

Matrix: (SOIL/SED/WATER) SOIL Lab Sample ID: LCS-54443

Sample wt/vol: 15 (g/mL) G Lab File ID: E4G1450F.D

% Moisture: Decanted: (Y/N) Date Received:

Extraction: (Type) SONC Date Extracted: 09/30/2010

Concentrated Extract Volume: 5000 (uL) Date Analyzed: 10/04/2010

Injection Volume: 1.0 (uL) GPC Factor: 1.00 Dilution Factor: 1.0

GPC Cleanup: (Y/N) N pH: Sulfur Cleanup: (Y/N) Y

CAS NO.	COMPOUND	CONCENTRATION UNITS: (ug/L or ug/Kg) µG/KG	Q
319-84-6	alpha-BHC	5.6	
319-85-7	beta-BHC	6.1	
319-86-8	delta-BHC	5.8	
58-89-9	gamma-BHC (Lindane)	5.5	
76-44-8	Heptachlor	5.8	
309-00-2	Aldrin	5.7	
1024-57-3	Heptachlor epoxide	5.9	
959-98-8	Endosulfan I	5.7	
60-57-1	Dieldrin	12	
72-55-9	4,4´-DDE	13	
72-20-8	Endrin	12	
33213-65-9	Endosulfan II	12	
72-54-8	4,4´-DDD	12	
1031-07-8	Endosulfan sulfate	14	
50-29-3	4,4´-DDT	12	
72-43-5	Methoxychlor	65	
53494-70-5	Endrin ketone	14	
7421-93-4	Endrin aldehyde	13	
5103-71-9	alpha-Chlordane	5.9	
5103-74-2	gamma-Chlordane	6.0	
8001-35-2	Toxaphene	170	U

1G - FORM I PEST

PESTICIDE ORGANICS ANALYSIS DATA SHEET

CLIENT SAMPLE NO.

LCS-54443(2)

Lab Name: MITKEM LABORATORIES Contract:

Lab Code: MITKEM Case No.: J1865 Mod. Ref No.: SDG No.: SJ1865

Matrix: (SOIL/SED/WATER) SOIL Lab Sample ID: LCS-54443

Sample wt/vol: 15 (g/mL) G Lab File ID: E4G1450R.D

% Moisture: Decanted: (Y/N) Date Received:

Extraction: (Type) SONC Date Extracted: 09/30/2010

Concentrated Extract Volume: 5000 (uL) Date Analyzed: 10/04/2010

Injection Volume: 1.0 (uL) GPC Factor: 1.00 Dilution Factor: 1.0

GPC Cleanup: (Y/N) N pH: Sulfur Cleanup: (Y/N) Y

CAS NO.	COMPOUND	CONCENTRATION UNITS: (ug/L or ug/Kg) µG/KG	Q
319-84-6	alpha-BHC	6.4	
319-85-7	beta-BHC	6.5	
319-86-8	delta-BHC	7.2	
58-89-9	gamma-BHC (Lindane)	6.7	
76-44-8	Heptachlor	6.5	
309-00-2	Aldrin	6.5	
1024-57-3	Heptachlor epoxide	6.9	
959-98-8	Endosulfan I	6.8	
60-57-1	Dieldrin	14	
72-55-9	4,4´-DDE	14	
72-20-8	Endrin	14	
33213-65-9	Endosulfan II	14	
72-54-8	4,4´-DDD	16	
1031-07-8	Endosulfan sulfate	15	
50-29-3	4,4´-DDT	15	
72-43-5	Methoxychlor	76	
53494-70-5	Endrin ketone	16	
7421-93-4	Endrin aldehyde	14	
5103-71-9	alpha-Chlordane	7.0	
5103-74-2	gamma-Chlordane	7.2	
8001-35-2	Toxaphene	170	U

1G - FORM I PEST

PESTICIDE ORGANICS ANALYSIS DATA SHEET

CLIENT SAMPLE NO.
LCSD-54443(1)

Lab Name: MITKEM LABORATORIES Contract:

Lab Code: MITKEM Case No.: J1865 Mod. Ref No.: SDG No.: SJ1865

Matrix: (SOIL/SED/WATER) SOIL Lab Sample ID: LCSD-54443

Sample wt/vol: 15 (g/mL) G Lab File ID: E4G1451F.D

% Moisture: Decanted: (Y/N) Date Received:

Extraction: (Type) SONC Date Extracted: 09/30/2010

Concentrated Extract Volume: 5000 (uL) Date Analyzed: 10/04/2010

Injection Volume: 1.0 (uL) GPC Factor: 1.00 Dilution Factor: 1.0

GPC Cleanup: (Y/N) N pH: Sulfur Cleanup: (Y/N) Y

CAS NO.	COMPOUND	CONCENTRATION UNITS: (ug/L or ug/Kg) µG/KG	Q
319-84-6	alpha-BHC	5.5	
319-85-7	beta-BHC	6.0	
319-86-8	delta-BHC	5.8	
58-89-9	gamma-BHC (Lindane)	5.4	
76-44-8	Heptachlor	5.8	
309-00-2	Aldrin	5.6	
1024-57-3	Heptachlor epoxide	5.9	
959-98-8	Endosulfan I	5.8	
60-57-1	Dieldrin	12	
72-55-9	4,4´-DDE	13	
72-20-8	Endrin	13	
33213-65-9	Endosulfan II	12	
72-54-8	4,4´-DDD	12	
1031-07-8	Endosulfan sulfate	14	
50-29-3	4,4´-DDT	12	
72-43-5	Methoxychlor	62	
53494-70-5	Endrin ketone	14	
7421-93-4	Endrin aldehyde	13	
5103-71-9	alpha-Chlordane	5.9	
5103-74-2	gamma-Chlordane	6.0	
8001-35-2	Toxaphene	170	U

1G - FORM I PEST

PESTICIDE ORGANICS ANALYSIS DATA SHEET

CLIENT SAMPLE NO.
LCSD-54443(2)

Lab Name: MITKEM LABORATORIES Contract:

Lab Code: MITKEM Case No.: J1865 Mod. Ref No.: SDG No.: SJ1865

Matrix: (SOIL/SED/WATER) SOIL Lab Sample ID: LCSD-54443

Sample wt/vol: 15 (g/mL) G Lab File ID: E4G1451R.D

% Moisture: Decanted: (Y/N) Date Received:

Extraction: (Type) SONC Date Extracted: 09/30/2010

Concentrated Extract Volume: 5000 (uL) Date Analyzed: 10/04/2010

Injection Volume: 1.0 (uL) GPC Factor: 1.00 Dilution Factor: 1.0

GPC Cleanup: (Y/N) N pH: Sulfur Cleanup: (Y/N) Y

CAS NO.	COMPOUND	CONCENTRATION UNITS: (ug/L or ug/Kg) µG/KG	Q
319-84-6	alpha-BHC	6.3	
319-85-7	beta-BHC	6.5	
319-86-8	delta-BHC	7.2	
58-89-9	gamma-BHC (Lindane)	6.7	
76-44-8	Heptachlor	6.6	
309-00-2	Aldrin	6.5	
1024-57-3	Heptachlor epoxide	6.8	
959-98-8	Endosulfan I	6.7	
60-57-1	Dieldrin	14	
72-55-9	4,4´-DDE	14	
72-20-8	Endrin	14	
33213-65-9	Endosulfan II	14	
72-54-8	4,4´-DDD	15	
1031-07-8	Endosulfan sulfate	15	
50-29-3	4,4´-DDT	14	
72-43-5	Methoxychlor	78	
53494-70-5	Endrin ketone	16	
7421-93-4	Endrin aldehyde	14	
5103-71-9	alpha-Chlordane	6.9	
5103-74-2	gamma-Chlordane	7.2	
8001-35-2	Toxaphene	170	U

1G - FORM I PEST

PESTICIDE ORGANICS ANALYSIS DATA SHEET

CLIENT SAMPLE NO.
690-SB-27 (8.0'-10.5')-OMS (1)

Lab Name: MITKEM LABORATORIES Contract:

Lab Code: MITKEM Case No.: J1865 Mod. Ref No.: SDG No.: SJ1865

Matrix: (SOIL/SED/WATER) SOIL Lab Sample ID: J1865-03AMS

Sample wt/vol: 15.4 (g/mL) G Lab File ID: E4G1371F.D

% Moisture: 11 Decanted: (Y/N) N Date Received: 09/27/2010

Extraction: (Type) SONC Date Extracted: 09/28/2010

Concentrated Extract Volume: 5000 (uL) Date Analyzed: 09/30/2010

Injection Volume: 1.0 (uL) GPC Factor: 1.00 Dilution Factor: 1.0

GPC Cleanup: (Y/N) N pH: Sulfur Cleanup: (Y/N) Y

CAS NO.	COMPOUND	CONCENTRATION UNITS: (ug/L or ug/Kg) µG/KG	Q
319-84-6	alpha-BHC	5.2	
319-85-7	beta-BHC	6.1	
319-86-8	delta-BHC	6.2	
58-89-9	gamma-BHC (Lindane)	5.1	
76-44-8	Heptachlor	7.0	
309-00-2	Aldrin	5.8	
1024-57-3	Heptachlor epoxide	5.1	
959-98-8	Endosulfan I	4.4	
60-57-1	Dieldrin	11	
72-55-9	4,4´-DDE	11	
72-20-8	Endrin	12	
33213-65-9	Endosulfan II	10	
72-54-8	4,4´-DDD	10	P
1031-07-8	Endosulfan sulfate	14	
50-29-3	4,4´-DDT	12	
72-43-5	Methoxychlor	64	P
53494-70-5	Endrin ketone	14	
7421-93-4	Endrin aldehyde	12	
5103-71-9	alpha-Chlordane	5.4	
5103-74-2	gamma-Chlordane	5.0	P
8001-35-2	Toxaphene	350	

1G - FORM I PEST

PESTICIDE ORGANICS ANALYSIS DATA SHEET

CLIENT SAMPLE NO.

690-SB-27 (8.0'-10.5')-OMS (2)

Lab Name: MITKEM LABORATORIES Contract:

Lab Code: MITKEM Case No.: J1865 Mod. Ref No.: SDG No.: SJ1865

Matrix: (SOIL/SED/WATER) SOIL Lab Sample ID: J1865-03AMS

Sample wt/vol: 15.4 (g/mL) G Lab File ID: E4G1371R.D

% Moisture: 11 Decanted: (Y/N) N Date Received: 09/27/2010

Extraction: (Type) SONC Date Extracted: 09/28/2010

Concentrated Extract Volume: 5000 (uL) Date Analyzed: 09/30/2010

Injection Volume: 1.0 (uL) GPC Factor: 1.00 Dilution Factor: 1.0

GPC Cleanup: (Y/N) N pH: Sulfur Cleanup: (Y/N) Y

CAS NO.	COMPOUND	CONCENTRATION UNITS: (ug/L or ug/Kg) µG/KG	Q
319-84-6	alpha-BHC	6.0	
319-85-7	beta-BHC	6.0	
319-86-8	delta-BHC	7.0	
58-89-9	gamma-BHC (Lindane)	6.2	
76-44-8	Heptachlor	6.4	
309-00-2	Aldrin	6.1	
1024-57-3	Heptachlor epoxide	6.3	
959-98-8	Endosulfan I	5.6	
60-57-1	Dieldrin	14	
72-55-9	4,4´-DDE	14	
72-20-8	Endrin	15	
33213-65-9	Endosulfan II	13	
72-54-8	4,4´-DDD	15	P
1031-07-8	Endosulfan sulfate	15	
50-29-3	4,4´-DDT	16	
72-43-5	Methoxychlor	91	P
53494-70-5	Endrin ketone	16	
7421-93-4	Endrin aldehyde	14	
5103-71-9	alpha-Chlordane	7.0	
5103-74-2	gamma-Chlordane	87	EP
8001-35-2	Toxaphene	190	U

1G - FORM I PEST

PESTICIDE ORGANICS ANALYSIS DATA SHEET

CLIENT SAMPLE NO.
690-SB-27 (8.0'-10.5')-OMS D(1)

Lab Name: MITKEM LABORATORIES Contract:

Lab Code: MITKEM Case No.: J1865 Mod. Ref No.: SDG No.: SJ1865

Matrix: (SOIL/SED/WATER) SOIL Lab Sample ID: J1865-03AMSD

Sample wt/vol: 15.1 (g/mL) G Lab File ID: E4G1372F.D

% Moisture: 11 Decanted: (Y/N) N Date Received: 09/27/2010

Extraction: (Type) SONC Date Extracted: 09/28/2010

Concentrated Extract Volume: 5000 (uL) Date Analyzed: 09/30/2010

Injection Volume: 1.0 (uL) GPC Factor: 1.00 Dilution Factor: 1.0

GPC Cleanup: (Y/N) N pH: Sulfur Cleanup: (Y/N) Y

CAS NO.	COMPOUND	CONCENTRATION UNITS: (ug/L or ug/Kg) µG/KG	Q
319-84-6	alpha-BHC	5.4	
319-85-7	beta-BHC	17	P
319-86-8	delta-BHC	11	P
58-89-9	gamma-BHC (Lindane)	7.3	
76-44-8	Heptachlor	31	EP
309-00-2	Aldrin	9.2	P
1024-57-3	Heptachlor epoxide	4.6	P
959-98-8	Endosulfan I	4.1	
60-57-1	Dieldrin	10	
72-55-9	4,4´-DDE	10	
72-20-8	Endrin	11	
33213-65-9	Endosulfan II	9.4	
72-54-8	4,4´-DDD	9.9	P
1031-07-8	Endosulfan sulfate	14	
50-29-3	4,4´-DDT	11	P
72-43-5	Methoxychlor	60	P
53494-70-5	Endrin ketone	13	
7421-93-4	Endrin aldehyde	12	
5103-71-9	alpha-Chlordane	5.0	
5103-74-2	gamma-Chlordane	4.6	P
8001-35-2	Toxaphene	190	U

1G - FORM I PEST

PESTICIDE ORGANICS ANALYSIS DATA SHEET

CLIENT SAMPLE NO.
690-SB-27 (8.0'-10.5')-OMS D(2)

Lab Name: MITKEM LABORATORIES Contract:

Lab Code: MITKEM Case No.: J1865 Mod. Ref No.: SDG No.: SJ1865

Matrix: (SOIL/SED/WATER) SOIL Lab Sample ID: J1865-03AMSD

Sample wt/vol: 15.1 (g/mL) G Lab File ID: E4G1372R.D

% Moisture: 11 Decanted: (Y/N) N Date Received: 09/27/2010

Extraction: (Type) SONC Date Extracted: 09/28/2010

Concentrated Extract Volume: 5000 (uL) Date Analyzed: 09/30/2010

Injection Volume: 1.0 (uL) GPC Factor: 1.00 Dilution Factor: 1.0

GPC Cleanup: (Y/N) N pH: Sulfur Cleanup: (Y/N) Y

CAS NO.	COMPOUND	CONCENTRATION UNITS: (ug/L or ug/Kg) µG/KG	Q
319-84-6	alpha-BHC	5.7	
319-85-7	beta-BHC	5.3	P
319-86-8	delta-BHC	6.4	P
58-89-9	gamma-BHC (Lindane)	6.2	
76-44-8	Heptachlor	5.8	P
309-00-2	Aldrin	5.5	P
1024-57-3	Heptachlor epoxide	12	P
959-98-8	Endosulfan I	5.1	
60-57-1	Dieldrin	13	
72-55-9	4,4´-DDE	12	
72-20-8	Endrin	14	
33213-65-9	Endosulfan II	13	
72-54-8	4,4´-DDD	15	P
1031-07-8	Endosulfan sulfate	15	
50-29-3	4,4´-DDT	15	P
72-43-5	Methoxychlor	87	P
53494-70-5	Endrin ketone	16	
7421-93-4	Endrin aldehyde	14	
5103-71-9	alpha-Chlordane	6.4	
5103-74-2	gamma-Chlordane	420	EP
8001-35-2	Toxaphene	190	U

1G - FORM I PEST

PESTICIDE ORGANICS ANALYSIS DATA SHEET

CLIENT SAMPLE NO.
690-SB-29 ()8.0'-10.4')MS(1)

Lab Name: MITKEM LABORATORIES Contract:

Lab Code: MITKEM Case No.: J1865 Mod. Ref No.: SDG No.: SJ1865

Matrix: (SOIL/SED/WATER) SOIL Lab Sample ID: J1865-20AMS

Sample wt/vol: 15.4 (g/mL) G Lab File ID: E4G1376F.D

% Moisture: 11 Decanted: (Y/N) N Date Received: 09/27/2010

Extraction: (Type) SONC Date Extracted: 09/28/2010

Concentrated Extract Volume: 5000 (uL) Date Analyzed: 09/30/2010

Injection Volume: 1.0 (uL) GPC Factor: 1.00 Dilution Factor: 1.0

GPC Cleanup:(Y/N) N pH: Sulfur Cleanup: (Y/N) Y

CAS NO.	COMPOUND	CONCENTRATION UNITS: (ug/L or ug/Kg) µG/KG	Q
319-84-6	alpha-BHC	4.2	
319-85-7	beta-BHC	5.4	
319-86-8	delta-BHC	4.6	
58-89-9	gamma-BHC (Lindane)	4.1	
76-44-8	Heptachlor	4.8	
309-00-2	Aldrin	4.0	
1024-57-3	Heptachlor epoxide	4.2	
959-98-8	Endosulfan I	3.8	
60-57-1	Dieldrin	9.4	
72-55-9	4,4´-DDE	9.5	
72-20-8	Endrin	10	
33213-65-9	Endosulfan II	8.8	
72-54-8	4,4´-DDD	9.2	P
1031-07-8	Endosulfan sulfate	13	
50-29-3	4,4´-DDT	10	
72-43-5	Methoxychlor	61	
53494-70-5	Endrin ketone	13	
7421-93-4	Endrin aldehyde	11	
5103-71-9	alpha-Chlordane	4.7	
5103-74-2	gamma-Chlordane	3.9	P
8001-35-2	Toxaphene	190	U

1G - FORM I PEST

PESTICIDE ORGANICS ANALYSIS DATA SHEET

CLIENT SAMPLE NO.
690-SB-29 ()8.0'-10.4')MS(2)

Lab Name: MITKEM LABORATORIES Contract:

Lab Code: MITKEM Case No.: J1865 Mod. Ref No.: SDG No.: SJ1865

Matrix: (SOIL/SED/WATER) SOIL Lab Sample ID: J1865-20AMS

Sample wt/vol: 15.4 (g/mL) G Lab File ID: E4G1376R.D

% Moisture: 11 Decanted: (Y/N) N Date Received: 09/27/2010

Extraction: (Type) SONC Date Extracted: 09/28/2010

Concentrated Extract Volume: 5000 (uL) Date Analyzed: 09/30/2010

Injection Volume: 1.0 (uL) GPC Factor: 1.00 Dilution Factor: 1.0

GPC Cleanup: (Y/N) N pH: Sulfur Cleanup: (Y/N) Y

CAS NO.	COMPOUND	CONCENTRATION UNITS: (ug/L or ug/Kg) µG/KG	Q
319-84-6	alpha-BHC	5.0	
319-85-7	beta-BHC	4.9	
319-86-8	delta-BHC	6.1	
58-89-9	gamma-BHC (Lindane)	5.2	
76-44-8	Heptachlor	5.3	
309-00-2	Aldrin	5.1	
1024-57-3	Heptachlor epoxide	5.3	
959-98-8	Endosulfan I	4.8	
60-57-1	Dieldrin	12	
72-55-9	4,4´-DDE	12	
72-20-8	Endrin	13	
33213-65-9	Endosulfan II	11	
72-54-8	4,4´-DDD	13	P
1031-07-8	Endosulfan sulfate	13	
50-29-3	4,4´-DDT	14	
72-43-5	Methoxychlor	84	
53494-70-5	Endrin ketone	14	
7421-93-4	Endrin aldehyde	13	
5103-71-9	alpha-Chlordane	6.0	
5103-74-2	gamma-Chlordane	8.4	P
8001-35-2	Toxaphene	190	U

1G - FORM I PEST

PESTICIDE ORGANICS ANALYSIS DATA SHEET

CLIENT SAMPLE NO.

690-SB-29 ()8.0'-10.4')MSD (1)

Lab Name: MITKEM LABORATORIES Contract:

Lab Code: MITKEM Case No.: J1865 Mod. Ref No.: SDG No.: SJ1865

Matrix: (SOIL/SED/WATER) SOIL Lab Sample ID: J1865-20AMSD

Sample wt/vol: 15.5 (g/mL) G Lab File ID: E4G1377F.D

% Moisture: 11 Decanted: (Y/N) N Date Received: 09/27/2010

Extraction: (Type) SONC Date Extracted: 09/28/2010

Concentrated Extract Volume: 5000 (uL) Date Analyzed: 09/30/2010

Injection Volume: 1.0 (uL) GPC Factor: 1.00 Dilution Factor: 1.0

GPC Cleanup: (Y/N) N pH: Sulfur Cleanup: (Y/N) Y

CAS NO.	COMPOUND	CONCENTRATION UNITS: (ug/L or ug/Kg) µG/KG	Q
319-84-6	alpha-BHC	4.2	
319-85-7	beta-BHC	5.3	
319-86-8	delta-BHC	5.4	
58-89-9	gamma-BHC (Lindane)	4.1	
76-44-8	Heptachlor	5.6	
309-00-2	Aldrin	4.5	
1024-57-3	Heptachlor epoxide	4.3	
959-98-8	Endosulfan I	3.7	
60-57-1	Dieldrin	9.4	
72-55-9	4,4´-DDE	9.6	
72-20-8	Endrin	10	
33213-65-9	Endosulfan II	8.5	
72-54-8	4,4´-DDD	9.5	
1031-07-8	Endosulfan sulfate	12	
50-29-3	4,4´-DDT	10	
72-43-5	Methoxychlor	58	P
53494-70-5	Endrin ketone	12	
7421-93-4	Endrin aldehyde	11	
5103-71-9	alpha-Chlordane	4.6	
5103-74-2	gamma-Chlordane	4.0	P
8001-35-2	Toxaphene	180	U

1G - FORM I PEST

PESTICIDE ORGANICS ANALYSIS DATA SHEET

CLIENT SAMPLE NO.
690-SB-29 ()8.0'-10.4')MSD (2)

Lab Name: MITKEM LABORATORIES Contract:

Lab Code: MITKEM Case No.: J1865 Mod. Ref No.: SDG No.: SJ1865

Matrix: (SOIL/SED/WATER) SOIL Lab Sample ID: J1865-20AMSD

Sample wt/vol: 15.5 (g/mL) G Lab File ID: E4G1377R.D

% Moisture: 11 Decanted: (Y/N) N Date Received: 09/27/2010

Extraction: (Type) SONC Date Extracted: 09/28/2010

Concentrated Extract Volume: 5000 (uL) Date Analyzed: 09/30/2010

Injection Volume: 1.0 (uL) GPC Factor: 1.00 Dilution Factor: 1.0

GPC Cleanup: (Y/N) N pH: Sulfur Cleanup: (Y/N) Y

CAS NO.	COMPOUND	CONCENTRATION UNITS: (ug/L or ug/Kg) µG/KG	Q
319-84-6	alpha-BHC	4.8	
319-85-7	beta-BHC	5.0	
319-86-8	delta-BHC	5.9	
58-89-9	gamma-BHC (Lindane)	5.2	
76-44-8	Heptachlor	5.3	
309-00-2	Aldrin	4.8	
1024-57-3	Heptachlor epoxide	5.2	
959-98-8	Endosulfan I	4.6	
60-57-1	Dieldrin	12	
72-55-9	4,4´-DDE	12	
72-20-8	Endrin	12	
33213-65-9	Endosulfan II	11	
72-54-8	4,4´-DDD	13	
1031-07-8	Endosulfan sulfate	13	
50-29-3	4,4´-DDT	14	
72-43-5	Methoxychlor	82	P
53494-70-5	Endrin ketone	14	
7421-93-4	Endrin aldehyde	12	
5103-71-9	alpha-Chlordane	5.7	
5103-74-2	gamma-Chlordane	61	EP
8001-35-2	Toxaphene	180	U

1H - FORM I ARO

AROCLOR ORGANICS ANALYSIS DATA SHEET

CLIENT SAMPLE NO.

690-SB-27
(8.0'-10.5')-O

Lab Name: MITKEM LABORATORIES Contract:

Lab Code: MITKEM Case No.: J1865 Mod. Ref No.: SDG No.: SJ1865

Matrix: (SOIL/SED/WATER) SOIL Lab Sample ID: J1865-03A

Sample wt/vol: 15.3 (g/mL) G Lab File ID: E3H6827F.D/E3H6827R.D

% Moisture: 11 Decanted: (Y/N) N Date Received: 09/27/2010

Extraction: (Type) SONC Date Extracted: 09/28/2010

Concentrated Extract Volume: 5000 (uL) Date Analyzed: 10/01/2010

Injection Volume: 1.0 (uL) GPC Factor: 1.00 Dilution Factor: 1.0

GPC Cleanup: (Y/N) N pH: Sulfur Cleanup: (Y/N) Y

Acid Cleanup: (Y/N) Y

CAS NO.	COMPOUND	CONCENTRATION UNITS: (ug/L or ug/Kg) µG/KG	Q
12674-11-2	Aroclor-1016	36	U
11104-28-2	Aroclor-1221	36	U
11141-16-5	Aroclor-1232	36	U
53469-21-9	Aroclor-1242	36	U
12672-29-6	Aroclor-1248	36	U
11097-69-1	Aroclor-1254	36	U
11096-82-5	Aroclor-1260	36	U

1H - FORM I ARO

AROCLOR ORGANICS ANALYSIS DATA SHEET

CLIENT SAMPLE NO.

690-SB-58
(4.0'-7.3')-O

Lab Name: MITKEM LABORATORIES Contract:

Lab Code: MITKEM Case No.: J1865 Mod. Ref No.: SDG No.: SJ1865

Matrix: (SOIL/SED/WATER) SOIL Lab Sample ID: J1865-04A

Sample wt/vol: 15.2 (g/mL) G Lab File ID: E3H6830F.D/E3H6830R.D

% Moisture: 9.0 Decanted: (Y/N) N Date Received: 09/27/2010

Extraction: (Type) SONC Date Extracted: 09/28/2010

Concentrated Extract Volume: 5000 (uL) Date Analyzed: 10/01/2010

Injection Volume: 1.0 (uL) GPC Factor: 1.00 Dilution Factor: 1.0

GPC Cleanup: (Y/N) N pH: Sulfur Cleanup: (Y/N) Y

Acid Cleanup: (Y/N) Y

CAS NO.	COMPOUND	CONCENTRATION UNITS: (ug/L or ug/Kg) µG/KG	Q
12674-11-2	Aroclor-1016	36	U
11104-28-2	Aroclor-1221	36	U
11141-16-5	Aroclor-1232	36	U
53469-21-9	Aroclor-1242	36	U
12672-29-6	Aroclor-1248	36	U
11097-69-1	Aroclor-1254	36	U
11096-82-5	Aroclor-1260	36	U

1H - FORM I ARO

AROCLOR ORGANICS ANALYSIS DATA SHEET

CLIENT SAMPLE NO.

690-SB-89-0

Lab Name: MITKEM LABORATORIES Contract:

Lab Code: MITKEM Case No.: J1865 Mod. Ref No.: SDG No.: SJ1865

Matrix: (SOIL/SED/WATER) SOIL Lab Sample ID: J1865-05A

Sample wt/vol: 15.1 (g/mL) G Lab File ID: E3H6831F.D/E3H6831R.D

% Moisture: 0.0 Decanted: (Y/N) N Date Received: 09/27/2010

Extraction: (Type) SONC Date Extracted: 09/28/2010

Concentrated Extract Volume: 5000 (uL) Date Analyzed: 10/01/2010

Injection Volume: 1.0 (uL) GPC Factor: 1.00 Dilution Factor: 1.0

GPC Cleanup: (Y/N) N pH: Sulfur Cleanup: (Y/N) Y

Acid Cleanup: (Y/N) Y

CAS NO.	COMPOUND	CONCENTRATION UNITS: (ug/L or ug/Kg) µG/KG	Q
12674-11-2	Aroclor-1016	33	U
11104-28-2	Aroclor-1221	33	U
11141-16-5	Aroclor-1232	33	U
53469-21-9	Aroclor-1242	33	U
12672-29-6	Aroclor-1248	33	U
11097-69-1	Aroclor-1254	160	
11096-82-5	Aroclor-1260	33	U

1H - FORM I ARO

AROCLOR ORGANICS ANALYSIS DATA SHEET

CLIENT SAMPLE NO.

690-SB-90

Lab Name: MITKEM LABORATORIES Contract:

Lab Code: MITKEM Case No.: J1865 Mod. Ref No.: SDG No.: SJ1865

Matrix: (SOIL/SED/WATER) SOIL Lab Sample ID: J1865-06A

Sample wt/vol: 15.0 (g/mL) G Lab File ID: E3H6832F.D/E3H6832R.D

% Moisture: 17 Decanted: (Y/N) N Date Received: 09/27/2010

Extraction: (Type) SONC Date Extracted: 09/28/2010

Concentrated Extract Volume: 5000 (uL) Date Analyzed: 10/01/2010

Injection Volume: 1.0 (uL) GPC Factor: 1.00 Dilution Factor: 1.0

GPC Cleanup: (Y/N) N pH: Sulfur Cleanup: (Y/N) Y

Acid Cleanup: (Y/N) Y

CAS NO.	COMPOUND	CONCENTRATION UNITS: (ug/L or ug/Kg) µG/KG	Q
12674-11-2	Aroclor-1016	40	U
11104-28-2	Aroclor-1221	40	U
11141-16-5	Aroclor-1232	40	U
53469-21-9	Aroclor-1242	40	U
12672-29-6	Aroclor-1248	40	U
11097-69-1	Aroclor-1254	40	U
11096-82-5	Aroclor-1260	40	U

1H - FORM I ARO

AROCLOR ORGANICS ANALYSIS DATA SHEET

CLIENT SAMPLE NO.

690-SB-63
(4.0'-6.3')-O

Lab Name: MITKEM LABORATORIES Contract:

Lab Code: MITKEM Case No.: J1865 Mod. Ref No.: SDG No.: SJ1865

Matrix: (SOIL/SED/WATER) SOIL Lab Sample ID: J1865-09A

Sample wt/vol: 15.6 (g/mL) G Lab File ID: E3H6833F.D/E3H6833R.D

% Moisture: 10 Decanted: (Y/N) N Date Received: 09/27/2010

Extraction: (Type) SONC Date Extracted: 09/28/2010

Concentrated Extract Volume: 5000 (uL) Date Analyzed: 10/01/2010

Injection Volume: 1.0 (uL) GPC Factor: 1.00 Dilution Factor: 1.0

GPC Cleanup: (Y/N) N pH: Sulfur Cleanup: (Y/N) Y

Acid Cleanup: (Y/N) Y

CAS NO.	COMPOUND	CONCENTRATION UNITS: (ug/L or ug/Kg) µG/KG	Q
12674-11-2	Aroclor-1016	35	U
11104-28-2	Aroclor-1221	35	U
11141-16-5	Aroclor-1232	35	U
53469-21-9	Aroclor-1242	35	U
12672-29-6	Aroclor-1248	35	U
11097-69-1	Aroclor-1254	35	U
11096-82-5	Aroclor-1260	35	U

1H - FORM I ARO

AROCLOR ORGANICS ANALYSIS DATA SHEET

CLIENT SAMPLE NO.

690-SB-63
(4.0'-6.3')-D

Lab Name: MITKEM LABORATORIES Contract:

Lab Code: MITKEM Case No.: J1865 Mod. Ref No.: SDG No.: SJ1865

Matrix: (SOIL/SED/WATER) SOIL Lab Sample ID: J1865-10A

Sample wt/vol: 15.0 (g/mL) G Lab File ID: E3H6834F.D/E3H6834R.D

% Moisture: 9.0 Decanted: (Y/N) N Date Received: 09/27/2010

Extraction: (Type) SONC Date Extracted: 09/28/2010

Concentrated Extract Volume: 5000 (uL) Date Analyzed: 10/01/2010

Injection Volume: 1.0 (uL) GPC Factor: 1.00 Dilution Factor: 1.0

GPC Cleanup: (Y/N) N pH: Sulfur Cleanup: (Y/N) Y

Acid Cleanup: (Y/N) Y

CAS NO.	COMPOUND	CONCENTRATION UNITS: (ug/L or ug/Kg) µG/KG	Q
12674-11-2	Aroclor-1016	36	U
11104-28-2	Aroclor-1221	36	U
11141-16-5	Aroclor-1232	36	U
53469-21-9	Aroclor-1242	36	U
12672-29-6	Aroclor-1248	36	U
11097-69-1	Aroclor-1254	36	U
11096-82-5	Aroclor-1260	36	U

1H - FORM I ARO

AROCLOR ORGANICS ANALYSIS DATA SHEET

CLIENT SAMPLE NO.

690-SB-59
(0.4'-4.0')-O

Lab Name: MITKEM LABORATORIES Contract:

Lab Code: MITKEM Case No.: J1865 Mod. Ref No.: SDG No.: SJ1865

Matrix: (SOIL/SED/WATER) SOIL Lab Sample ID: J1865-11A

Sample wt/vol: 15.0 (g/mL) G Lab File ID: E3H6835F.D/E3H6835R.D

% Moisture: 10 Decanted: (Y/N) N Date Received: 09/27/2010

Extraction: (Type) SONC Date Extracted: 09/28/2010

Concentrated Extract Volume: 5000 (uL) Date Analyzed: 10/01/2010

Injection Volume: 1.0 (uL) GPC Factor: 1.00 Dilution Factor: 1.0

GPC Cleanup: (Y/N) N pH: Sulfur Cleanup: (Y/N) Y

Acid Cleanup: (Y/N) Y

CAS NO.	COMPOUND	CONCENTRATION UNITS: (ug/L or ug/Kg) µG/KG	Q
12674-11-2	Aroclor-1016	37	U
11104-28-2	Aroclor-1221	37	U
11141-16-5	Aroclor-1232	37	U
53469-21-9	Aroclor-1242	37	U
12672-29-6	Aroclor-1248	37	U
11097-69-1	Aroclor-1254	37	U
11096-82-5	Aroclor-1260	37	U

1H - FORM I ARO

AROCLOR ORGANICS ANALYSIS DATA SHEET

CLIENT SAMPLE NO.

690-SB-71
(8.0'-11.3')-O

Lab Name: MITKEM LABORATORIES Contract:

Lab Code: MITKEM Case No.: J1865 Mod. Ref No.: SDG No.: SJ1865

Matrix: (SOIL/SED/WATER) SOIL Lab Sample ID: J1865-16A

Sample wt/vol: 15.1 (g/mL) G Lab File ID: E3H6836F.D/E3H6836R.D

% Moisture: 12 Decanted: (Y/N) N Date Received: 09/27/2010

Extraction: (Type) SONC Date Extracted: 09/28/2010

Concentrated Extract Volume: 5000 (uL) Date Analyzed: 10/01/2010

Injection Volume: 1.0 (uL) GPC Factor: 1.00 Dilution Factor: 1.0

GPC Cleanup: (Y/N) N pH: Sulfur Cleanup: (Y/N) Y

Acid Cleanup: (Y/N) Y

CAS NO.	COMPOUND	CONCENTRATION UNITS: (ug/L or ug/Kg) µG/KG	Q
12674-11-2	Aroclor-1016	37	U
11104-28-2	Aroclor-1221	37	U
11141-16-5	Aroclor-1232	37	U
53469-21-9	Aroclor-1242	37	U
12672-29-6	Aroclor-1248	37	U
11097-69-1	Aroclor-1254	37	U
11096-82-5	Aroclor-1260	37	U

1H - FORM I ARO

AROCLOR ORGANICS ANALYSIS DATA SHEET

CLIENT SAMPLE NO.

690-SB-73
(0.4'-4.0')-O

Lab Name: MITKEM LABORATORIES Contract:

Lab Code: MITKEM Case No.: J1865 Mod. Ref No.: SDG No.: SJ1865

Matrix: (SOIL/SED/WATER) SOIL Lab Sample ID: J1865-17A

Sample wt/vol: 15.2 (g/mL) G Lab File ID: E3H6837F.D/E3H6837R.D

% Moisture: 12 Decanted: (Y/N) N Date Received: 09/27/2010

Extraction: (Type) SONC Date Extracted: 09/28/2010

Concentrated Extract Volume: 5000 (uL) Date Analyzed: 10/01/2010

Injection Volume: 1.0 (uL) GPC Factor: 1.00 Dilution Factor: 1.0

GPC Cleanup: (Y/N) N pH: Sulfur Cleanup: (Y/N) Y

Acid Cleanup: (Y/N) Y

CAS NO.	COMPOUND	CONCENTRATION UNITS: (ug/L or ug/Kg) µG/KG	Q
12674-11-2	Aroclor-1016	37	U
11104-28-2	Aroclor-1221	37	U
11141-16-5	Aroclor-1232	37	U
53469-21-9	Aroclor-1242	37	U
12672-29-6	Aroclor-1248	37	U
11097-69-1	Aroclor-1254	37	U
11096-82-5	Aroclor-1260	37	U

1H - FORM I ARO

AROCLOR ORGANICS ANALYSIS DATA SHEET

CLIENT SAMPLE NO.

690-SB-30
(8.0'-10.7')-O

Lab Name: MITKEM LABORATORIES Contract:

Lab Code: MITKEM Case No.: J1865 Mod. Ref No.: SDG No.: SJ1865

Matrix: (SOIL/SED/WATER) SOIL Lab Sample ID: J1865-18A

Sample wt/vol: 15.2 (g/mL) G Lab File ID: E3H6838F.D/E3H6838R.D

% Moisture: 11 Decanted: (Y/N) N Date Received: 09/27/2010

Extraction: (Type) SONC Date Extracted: 09/28/2010

Concentrated Extract Volume: 5000 (uL) Date Analyzed: 10/01/2010

Injection Volume: 1.0 (uL) GPC Factor: 1.00 Dilution Factor: 1.0

GPC Cleanup: (Y/N) N pH: Sulfur Cleanup: (Y/N) Y

Acid Cleanup: (Y/N) Y

CAS NO.	COMPOUND	CONCENTRATION UNITS: (ug/L or ug/Kg) µG/KG	Q
12674-11-2	Aroclor-1016	37	U
11104-28-2	Aroclor-1221	37	U
11141-16-5	Aroclor-1232	37	U
53469-21-9	Aroclor-1242	37	U
12672-29-6	Aroclor-1248	37	U
11097-69-1	Aroclor-1254	43	
11096-82-5	Aroclor-1260	37	U

1H - FORM I ARO

AROCLOR ORGANICS ANALYSIS DATA SHEET

CLIENT SAMPLE NO.

690-SB-30
(8.0'-10.7')-D

Lab Name: MITKEM LABORATORIES Contract:

Lab Code: MITKEM Case No.: J1865 Mod. Ref No.: SDG No.: SJ1865

Matrix: (SOIL/SED/WATER) SOIL Lab Sample ID: J1865-19A

Sample wt/vol: 15.3 (g/mL) G Lab File ID: E3H6839F.D/E3H6839R.D

% Moisture: 12 Decanted: (Y/N) N Date Received: 09/27/2010

Extraction: (Type) SONC Date Extracted: 09/28/2010

Concentrated Extract Volume: 5000 (uL) Date Analyzed: 10/01/2010

Injection Volume: 1.0 (uL) GPC Factor: 1.00 Dilution Factor: 1.0

GPC Cleanup: (Y/N) N pH: Sulfur Cleanup: (Y/N) Y

Acid Cleanup: (Y/N) Y

CAS NO.	COMPOUND	CONCENTRATION UNITS: (ug/L or ug/Kg) µG/KG	Q
12674-11-2	Aroclor-1016	37	U
11104-28-2	Aroclor-1221	37	U
11141-16-5	Aroclor-1232	37	U
53469-21-9	Aroclor-1242	37	U
12672-29-6	Aroclor-1248	37	U
11097-69-1	Aroclor-1254	37	U
11096-82-5	Aroclor-1260	37	U

1H - FORM I ARO

AROCLOR ORGANICS ANALYSIS DATA SHEET

CLIENT SAMPLE NO.

690-SB-29
()8.0'-10.4')

Lab Name: MITKEM LABORATORIES Contract:

Lab Code: MITKEM Case No.: J1865 Mod. Ref No.: SDG No.: SJ1865

Matrix: (SOIL/SED/WATER) SOIL Lab Sample ID: J1865-20A

Sample wt/vol: 15.0 (g/mL) G Lab File ID: E3H6840F.D/E3H6840R.D

% Moisture: 11 Decanted: (Y/N) N Date Received: 09/27/2010

Extraction: (Type) SONC Date Extracted: 09/28/2010

Concentrated Extract Volume: 5000 (uL) Date Analyzed: 10/01/2010

Injection Volume: 1.0 (uL) GPC Factor: 1.00 Dilution Factor: 1.0

GPC Cleanup: (Y/N) N pH: Sulfur Cleanup: (Y/N) Y

Acid Cleanup: (Y/N) Y

CAS NO.	COMPOUND	CONCENTRATION UNITS: (ug/L or ug/Kg) µG/KG	Q
12674-11-2	Aroclor-1016	37	U
11104-28-2	Aroclor-1221	37	U
11141-16-5	Aroclor-1232	37	U
53469-21-9	Aroclor-1242	37	U
12672-29-6	Aroclor-1248	37	U
11097-69-1	Aroclor-1254	77	
11096-82-5	Aroclor-1260	37	U

1H - FORM I ARO

AROCLOR ORGANICS ANALYSIS DATA SHEET

CLIENT SAMPLE NO.

690-SB-22
(2.0'-3.2')-O

Lab Name: MITKEM LABORATORIES Contract:

Lab Code: MITKEM Case No.: J1865 Mod. Ref No.: SDG No.: SJ1865

Matrix: (SOIL/SED/WATER) SOIL Lab Sample ID: J1865-22A

Sample wt/vol: 15.2 (g/mL) G Lab File ID: E3H6843F.D/E3H6843R.D

% Moisture: 12 Decanted: (Y/N) N Date Received: 09/27/2010

Extraction: (Type) SONC Date Extracted: 09/28/2010

Concentrated Extract Volume: 5000 (uL) Date Analyzed: 10/01/2010

Injection Volume: 1.0 (uL) GPC Factor: 1.00 Dilution Factor: 1.0

GPC Cleanup: (Y/N) N pH: Sulfur Cleanup: (Y/N) Y

Acid Cleanup: (Y/N) Y

CAS NO.	COMPOUND	CONCENTRATION UNITS: (ug/L or ug/Kg) µG/KG	Q
12674-11-2	Aroclor-1016	37	U
11104-28-2	Aroclor-1221	37	U
11141-16-5	Aroclor-1232	37	U
53469-21-9	Aroclor-1242	37	U
12672-29-6	Aroclor-1248	37	U
11097-69-1	Aroclor-1254	37	U
11096-82-5	Aroclor-1260	37	U

1H - FORM I ARO

AROCLOR ORGANICS ANALYSIS DATA SHEET

CLIENT SAMPLE NO.

690-SB-69
(6.0'-8.0')-O

Lab Name: MITKEM LABORATORIES Contract:

Lab Code: MITKEM Case No.: J1865 Mod. Ref No.: SDG No.: SJ1865

Matrix: (SOIL/SED/WATER) SOIL Lab Sample ID: J1865-25A

Sample wt/vol: 15.1 (g/mL) G Lab File ID: E3H6844F.D/E3H6844R.D

% Moisture: 13 Decanted: (Y/N) N Date Received: 09/27/2010

Extraction: (Type) SONC Date Extracted: 09/28/2010

Concentrated Extract Volume: 5000 (uL) Date Analyzed: 10/02/2010

Injection Volume: 1.0 (uL) GPC Factor: 1.00 Dilution Factor: 1.0

GPC Cleanup: (Y/N) N pH: Sulfur Cleanup: (Y/N) Y

Acid Cleanup: (Y/N) Y

CAS NO.	COMPOUND	CONCENTRATION UNITS: (ug/L or ug/Kg) µG/KG	Q
12674-11-2	Aroclor-1016	38	U
11104-28-2	Aroclor-1221	38	U
11141-16-5	Aroclor-1232	38	U
53469-21-9	Aroclor-1242	38	U
12672-29-6	Aroclor-1248	38	U
11097-69-1	Aroclor-1254	38	U
11096-82-5	Aroclor-1260	38	U

1H - FORM I ARO

AROCLOR ORGANICS ANALYSIS DATA SHEET

CLIENT SAMPLE NO.

690-FIELD BLANK-1-O

Lab Name: MITKEM LABORATORIES Contract:

Lab Code: MITKEM Case No.: J1865 Mod. Ref No.: SDG No.: SJ1865

Matrix: (SOIL/SED/WATER) WATER Lab Sample ID: J1865-28C

Sample wt/vol: 1000 (g/mL) ML Lab File ID: E3H6814F.D/E3H6814R.D

% Moisture: Decanted: (Y/N) Date Received: 09/27/2010

Extraction: (Type) SEPF Date Extracted: 09/29/2010

Concentrated Extract Volume: 10000 (uL) Date Analyzed: 10/01/2010

Injection Volume: 1.0 (uL) GPC Factor: 1.00 Dilution Factor: 1.0

GPC Cleanup: (Y/N) N pH: Sulfur Cleanup: (Y/N) Y

Acid Cleanup: (Y/N) Y

CAS NO.	COMPOUND	CONCENTRATION UNITS: (ug/L or ug/Kg) µG/L	Q
12674-11-2	Aroclor-1016	1.0	U
11104-28-2	Aroclor-1221	1.0	U
11141-16-5	Aroclor-1232	1.0	U
53469-21-9	Aroclor-1242	1.0	U
12672-29-6	Aroclor-1248	1.0	U
11097-69-1	Aroclor-1254	1.0	U
11096-82-5	Aroclor-1260	1.0	U J

1H - FORM I ARO

AROCLOR ORGANICS ANALYSIS DATA SHEET

CLIENT SAMPLE NO.

690-FIELD BLANK-2-O

Lab Name: MITKEM LABORATORIES Contract:

Lab Code: MITKEM Case No.: J1865 Mod. Ref No.: SDG No.: SJ1865

Matrix: (SOIL/SED/WATER) WATER Lab Sample ID: J1865-29C

Sample wt/vol: 1000 (g/mL) ML Lab File ID: E3H6815F.D/E3H6815R.D

% Moisture: Decanted: (Y/N) Date Received: 09/27/2010

Extraction: (Type) SEPF Date Extracted: 09/29/2010

Concentrated Extract Volume: 10000 (uL) Date Analyzed: 10/01/2010

Injection Volume: 1.0 (uL) GPC Factor: 1.00 Dilution Factor: 1.0

GPC Cleanup: (Y/N) N pH: Sulfur Cleanup: (Y/N) Y

Acid Cleanup: (Y/N) Y

CAS NO.	COMPOUND	CONCENTRATION UNITS: (ug/L or ug/Kg) µG/L	Q
12674-11-2	Aroclor-1016	1.0	U
11104-28-2	Aroclor-1221	1.0	U
11141-16-5	Aroclor-1232	1.0	U
53469-21-9	Aroclor-1242	1.0	U
12672-29-6	Aroclor-1248	1.0	U
11097-69-1	Aroclor-1254	1.0	U
11096-82-5	Aroclor-1260	1.0	U J

1H - FORM I ARO

AROCLOR ORGANICS ANALYSIS DATA SHEET

CLIENT SAMPLE NO.

MB-54380

Lab Name: MITKEM LABORATORIES Contract:

Lab Code: MITKEM Case No.: J1865 Mod. Ref No.: SDG No.: SJ1865

Matrix: (SOIL/SED/WATER) SOIL Lab Sample ID: MB-54380

Sample wt/vol: 15.0 (g/mL) G Lab File ID: E3H6825F.D/E3H6825R.D

% Moisture: Decanted: (Y/N) Date Received:

Extraction: (Type) SONC Date Extracted: 09/28/2010

Concentrated Extract Volume: 5000 (uL) Date Analyzed: 10/01/2010

Injection Volume: 1.0 (uL) GPC Factor: 1.00 Dilution Factor: 1.0

GPC Cleanup: (Y/N) N pH: Sulfur Cleanup: (Y/N) Y

Acid Cleanup: (Y/N) Y

CAS NO.	COMPOUND	CONCENTRATION UNITS: (ug/L or ug/Kg) µG/KG	Q
12674-11-2	Aroclor-1016	33	U
11104-28-2	Aroclor-1221	33	U
11141-16-5	Aroclor-1232	33	U
53469-21-9	Aroclor-1242	33	U
12672-29-6	Aroclor-1248	33	U
11097-69-1	Aroclor-1254	33	U
11096-82-5	Aroclor-1260	33	U

1H - FORM I ARO

AROCLOR ORGANICS ANALYSIS DATA SHEET

CLIENT SAMPLE NO.

MB-54406

Lab Name: MITKEM LABORATORIES Contract:

Lab Code: MITKEM Case No.: J1865 Mod. Ref No.: SDG No.: SJ1865

Matrix: (SOIL/SED/WATER) WATER Lab Sample ID: MB-54406

Sample wt/vol: 1000 (g/mL) ML Lab File ID: E3H6811F.D/E3H6811R.D

% Moisture: Decanted: (Y/N) Date Received:

Extraction: (Type) SEPF Date Extracted: 09/29/2010

Concentrated Extract Volume: 10000 (uL) Date Analyzed: 10/01/2010

Injection Volume: 1.0 (uL) GPC Factor: 1.00 Dilution Factor: 1.0

GPC Cleanup: (Y/N) N pH: Sulfur Cleanup: (Y/N) Y

Acid Cleanup: (Y/N) Y

CAS NO.	COMPOUND	CONCENTRATION UNITS: (ug/L or ug/Kg) µG/L	Q
12674-11-2	Aroclor-1016	1.0	U
11104-28-2	Aroclor-1221	1.0	U
11141-16-5	Aroclor-1232	1.0	U
53469-21-9	Aroclor-1242	1.0	U
12672-29-6	Aroclor-1248	1.0	U
11097-69-1	Aroclor-1254	1.0	U
11096-82-5	Aroclor-1260	1.0	U J

1H - FORM I ARO

AROCLOR ORGANICS ANALYSIS DATA SHEET

CLIENT SAMPLE NO.

LCS-54380(1)

Lab Name: MITKEM LABORATORIES Contract:

Lab Code: MITKEM Case No.: J1865 Mod. Ref No.: SDG No.: SJ1865

Matrix: (SOIL/SED/WATER) SOIL Lab Sample ID: LCS-54380

Sample wt/vol: 15 (g/mL) G Lab File ID: E3H6826F.D

% Moisture: Decanted: (Y/N) Date Received:

Extraction: (Type) SONC Date Extracted: 09/28/2010

Concentrated Extract Volume: 5000 (uL) Date Analyzed: 10/01/2010

Injection Volume: 1.0 (uL) GPC Factor: 1.00 Dilution Factor: 1.0

GPC Cleanup: (Y/N) N pH: Sulfur Cleanup: (Y/N) Y

Acid Cleanup: (Y/N) Y

CAS NO.	COMPOUND	CONCENTRATION UNITS: (ug/L or ug/Kg) µG/KG	Q
12674-11-2	Aroclor-1016	150	
11104-28-2	Aroclor-1221	33	U
11141-16-5	Aroclor-1232	33	U
53469-21-9	Aroclor-1242	33	U
12672-29-6	Aroclor-1248	33	U
11097-69-1	Aroclor-1254	33	U
11096-82-5	Aroclor-1260	170	

1H - FORM I ARO

AROCLOR ORGANICS ANALYSIS DATA SHEET

CLIENT SAMPLE NO.

LCS-54380(2)

Lab Name: MITKEM LABORATORIES Contract:

Lab Code: MITKEM Case No.: J1865 Mod. Ref No.: SDG No.: SJ1865

Matrix: (SOIL/SED/WATER) SOIL Lab Sample ID: LCS-54380

Sample wt/vol: 15 (g/mL) G Lab File ID: E3H6826R.D

% Moisture: Decanted: (Y/N) Date Received:

Extraction: (Type) SONC Date Extracted: 09/28/2010

Concentrated Extract Volume: 5000 (uL) Date Analyzed: 10/01/2010

Injection Volume: 1.0 (uL) GPC Factor: 1.00 Dilution Factor: 1.0

GPC Cleanup: (Y/N) N pH: Sulfur Cleanup: (Y/N) Y

Acid Cleanup: (Y/N) Y

CAS NO.	COMPOUND	CONCENTRATION UNITS: (ug/L or ug/Kg) µG/KG	Q
12674-11-2	Aroclor-1016	130	
11104-28-2	Aroclor-1221	33	U
11141-16-5	Aroclor-1232	33	U
53469-21-9	Aroclor-1242	33	U
12672-29-6	Aroclor-1248	33	U
11097-69-1	Aroclor-1254	33	U
11096-82-5	Aroclor-1260	170	

1H - FORM I ARO

AROCLOR ORGANICS ANALYSIS DATA SHEET

CLIENT SAMPLE NO.

LCS-54406(1)

Lab Name: MITKEM LABORATORIES Contract:

Lab Code: MITKEM Case No.: J1865 Mod. Ref No.: SDG No.: SJ1865

Matrix: (SOIL/SED/WATER) WATER Lab Sample ID: LCS-54406

Sample wt/vol: 1000 (g/mL) ML Lab File ID: E3H6812F.D

% Moisture: Decanted: (Y/N) Date Received:

Extraction: (Type) SEPF Date Extracted: 09/29/2010

Concentrated Extract Volume: 10000 (uL) Date Analyzed: 10/01/2010

Injection Volume: 1.0 (uL) GPC Factor: 1.00 Dilution Factor: 1.0

GPC Cleanup: (Y/N) N pH: Sulfur Cleanup: (Y/N) Y

Acid Cleanup: (Y/N) Y

CAS NO.	COMPOUND	CONCENTRATION UNITS: (ug/L or ug/Kg) µG/L	Q
12674-11-2	Aroclor-1016	4.1	
11104-28-2	Aroclor-1221	1.0	U
11141-16-5	Aroclor-1232	1.0	U
53469-21-9	Aroclor-1242	1.0	U
12672-29-6	Aroclor-1248	1.0	U
11097-69-1	Aroclor-1254	1.0	U
11096-82-5	Aroclor-1260	5.0	J

1H - FORM I ARO

AROCLOR ORGANICS ANALYSIS DATA SHEET

CLIENT SAMPLE NO.

LCS-54406(2)

Lab Name: MITKEM LABORATORIES Contract:

Lab Code: MITKEM Case No.: J1865 Mod. Ref No.: SDG No.: SJ1865

Matrix: (SOIL/SED/WATER) WATER Lab Sample ID: LCS-54406

Sample wt/vol: 1000 (g/mL) ML Lab File ID: E3H6812R.D

% Moisture: Decanted: (Y/N) Date Received:

Extraction: (Type) SEPF Date Extracted: 09/29/2010

Concentrated Extract Volume: 10000 (uL) Date Analyzed: 10/01/2010

Injection Volume: 1.0 (uL) GPC Factor: 1.00 Dilution Factor: 1.0

GPC Cleanup: (Y/N) N pH: Sulfur Cleanup: (Y/N) Y

Acid Cleanup: (Y/N) Y

CAS NO.	COMPOUND	CONCENTRATION UNITS: (ug/L or ug/Kg) µG/L	Q
12674-11-2	Aroclor-1016	3.7	
11104-28-2	Aroclor-1221	1.0	U
11141-16-5	Aroclor-1232	1.0	U
53469-21-9	Aroclor-1242	1.0	U
12672-29-6	Aroclor-1248	1.0	U
11097-69-1	Aroclor-1254	1.0	U
11096-82-5	Aroclor-1260	5.3	J

1H - FORM I ARO

AROCLOR ORGANICS ANALYSIS DATA SHEET

CLIENT SAMPLE NO.
LCSD-54406(1)

Lab Name: MITKEM LABORATORIES Contract:

Lab Code: MITKEM Case No.: J1865 Mod. Ref No.: SDG No.: SJ1865

Matrix: (SOIL/SED/WATER) WATER Lab Sample ID: LCSD-54406

Sample wt/vol: 1000 (g/mL) ML Lab File ID: E3H6813F.D

% Moisture: Decanted: (Y/N) Date Received:

Extraction: (Type) SEPF Date Extracted: 09/29/2010

Concentrated Extract Volume: 10000 (uL) Date Analyzed: 10/01/2010

Injection Volume: 1.0 (uL) GPC Factor: 1.00 Dilution Factor: 1.0

GPC Cleanup: (Y/N) N pH: Sulfur Cleanup: (Y/N) Y

Acid Cleanup: (Y/N) Y

CAS NO.	COMPOUND	CONCENTRATION UNITS: (ug/L or ug/Kg) µG/L	Q
12674-11-2	Aroclor-1016	4.0	
11104-28-2	Aroclor-1221	1.0	U
11141-16-5	Aroclor-1232	1.0	U
53469-21-9	Aroclor-1242	1.0	U
12672-29-6	Aroclor-1248	1.0	U
11097-69-1	Aroclor-1254	1.0	U
11096-82-5	Aroclor-1260	5.0	U

1H - FORM I ARO

AROCLOR ORGANICS ANALYSIS DATA SHEET

CLIENT SAMPLE NO.
LCSD-54406(2)

Lab Name: MITKEM LABORATORIES Contract:

Lab Code: MITKEM Case No.: J1865 Mod. Ref No.: SDG No.: SJ1865

Matrix: (SOIL/SED/WATER) WATER Lab Sample ID: LCSD-54406

Sample wt/vol: 1000 (g/mL) ML Lab File ID: E3H6813R.D

% Moisture: Decanted: (Y/N) Date Received:

Extraction: (Type) SEPF Date Extracted: 09/29/2010

Concentrated Extract Volume: 10000 (uL) Date Analyzed: 10/01/2010

Injection Volume: 1.0 (uL) GPC Factor: 1.00 Dilution Factor: 1.0

GPC Cleanup: (Y/N) N pH: Sulfur Cleanup: (Y/N) Y

Acid Cleanup: (Y/N) Y

CAS NO.	COMPOUND	CONCENTRATION UNITS: (ug/L or ug/Kg) µG/L	Q
12674-11-2	Aroclor-1016	3.3	
11104-28-2	Aroclor-1221	1.0	U
11141-16-5	Aroclor-1232	1.0	U
53469-21-9	Aroclor-1242	1.0	U
12672-29-6	Aroclor-1248	1.0	U
11097-69-1	Aroclor-1254	1.0	U
11096-82-5	Aroclor-1260	5.3	J

1H - FORM I ARO

AROCLOR ORGANICS ANALYSIS DATA SHEET

CLIENT SAMPLE NO.

690-SB-27 (8.0'-10.5')-OMS (1)

Lab Name: MITKEM LABORATORIES Contract:

Lab Code: MITKEM Case No.: J1865 Mod. Ref No.: SDG No.: SJ1865

Matrix: (SOIL/SED/WATER) SOIL Lab Sample ID: J1865-03AMS

Sample wt/vol: 15.3 (g/mL) G Lab File ID: E3H6828F.D

% Moisture: 11 Decanted: (Y/N) N Date Received: 09/27/2010

Extraction: (Type) SONC Date Extracted: 09/28/2010

Concentrated Extract Volume: 5000 (uL) Date Analyzed: 10/01/2010

Injection Volume: 1.0 (uL) GPC Factor: 1.00 Dilution Factor: 1.0

GPC Cleanup: (Y/N) N pH: Sulfur Cleanup: (Y/N) Y

Acid Cleanup: (Y/N) Y

CAS NO.	COMPOUND	CONCENTRATION UNITS: (ug/L or ug/Kg) µG/KG	Q
12674-11-2	Aroclor-1016	180	
11104-28-2	Aroclor-1221	36	U
11141-16-5	Aroclor-1232	36	U
53469-21-9	Aroclor-1242	36	U
12672-29-6	Aroclor-1248	36	U
11097-69-1	Aroclor-1254	36	U
11096-82-5	Aroclor-1260	150	

1H - FORM I ARO

AROCLOR ORGANICS ANALYSIS DATA SHEET

CLIENT SAMPLE NO.
690-SB-27 (8.0'-10.5')-OMS (2)

Lab Name: MITKEM LABORATORIES Contract:

Lab Code: MITKEM Case No.: J1865 Mod. Ref No.: SDG No.: SJ1865

Matrix: (SOIL/SED/WATER) SOIL Lab Sample ID: J1865-03AMS

Sample wt/vol: 15.3 (g/mL) G Lab File ID: E3H6828R.D

% Moisture: 11 Decanted: (Y/N) N Date Received: 09/27/2010

Extraction: (Type) SONC Date Extracted: 09/28/2010

Concentrated Extract Volume: 5000 (uL) Date Analyzed: 10/01/2010

Injection Volume: 1.0 (uL) GPC Factor: 1.00 Dilution Factor: 1.0

GPC Cleanup: (Y/N) N pH: Sulfur Cleanup: (Y/N) Y

Acid Cleanup: (Y/N) Y

CAS NO.	COMPOUND	CONCENTRATION UNITS: (ug/L or ug/Kg) µG/KG	Q
12674-11-2	Aroclor-1016	160	
11104-28-2	Aroclor-1221	36	U
11141-16-5	Aroclor-1232	36	U
53469-21-9	Aroclor-1242	36	U
12672-29-6	Aroclor-1248	36	U
11097-69-1	Aroclor-1254	36	U
11096-82-5	Aroclor-1260	160	

1H - FORM I ARO

AROCLOR ORGANICS ANALYSIS DATA SHEET

CLIENT SAMPLE NO.

690-SB-27 (8.0'-10.5')-OMS D(1)

Lab Name: MITKEM LABORATORIES Contract:

Lab Code: MITKEM Case No.: J1865 Mod. Ref No.: SDG No.: SJ1865

Matrix: (SOIL/SED/WATER) SOIL Lab Sample ID: J1865-03AMSD

Sample wt/vol: 15.4 (g/mL) G Lab File ID: E3H6829F.D

% Moisture: 11 Decanted: (Y/N) N Date Received: 09/27/2010

Extraction: (Type) SONC Date Extracted: 09/28/2010

Concentrated Extract Volume: 5000 (uL) Date Analyzed: 10/01/2010

Injection Volume: 1.0 (uL) GPC Factor: 1.00 Dilution Factor: 1.0

GPC Cleanup: (Y/N) N pH: Sulfur Cleanup: (Y/N) Y

Acid Cleanup: (Y/N) Y

CAS NO.	COMPOUND	CONCENTRATION UNITS: (ug/L or ug/Kg) µG/KG	Q
12674-11-2	Aroclor-1016	130	
11104-28-2	Aroclor-1221	36	U
11141-16-5	Aroclor-1232	36	U
53469-21-9	Aroclor-1242	36	U
12672-29-6	Aroclor-1248	36	U
11097-69-1	Aroclor-1254	36	U
11096-82-5	Aroclor-1260	150	

1H - FORM I ARO

AROCLOR ORGANICS ANALYSIS DATA SHEET

CLIENT SAMPLE NO.

690-SB-27 (8.0'-10.5')-OMS D(2)

Lab Name: MITKEM LABORATORIES Contract:

Lab Code: MITKEM Case No.: J1865 Mod. Ref No.: SDG No.: SJ1865

Matrix: (SOIL/SED/WATER) SOIL Lab Sample ID: J1865-03AMSD

Sample wt/vol: 15.4 (g/mL) G Lab File ID: E3H6829R.D

% Moisture: 11 Decanted: (Y/N) N Date Received: 09/27/2010

Extraction: (Type) SONC Date Extracted: 09/28/2010

Concentrated Extract Volume: 5000 (uL) Date Analyzed: 10/01/2010

Injection Volume: 1.0 (uL) GPC Factor: 1.00 Dilution Factor: 1.0

GPC Cleanup: (Y/N) N pH: Sulfur Cleanup: (Y/N) Y

Acid Cleanup: (Y/N) Y

CAS NO.	COMPOUND	CONCENTRATION UNITS: (ug/L or ug/Kg) µG/KG	Q
12674-11-2	Aroclor-1016	110	
11104-28-2	Aroclor-1221	36	U
11141-16-5	Aroclor-1232	36	U
53469-21-9	Aroclor-1242	36	U
12672-29-6	Aroclor-1248	36	U
11097-69-1	Aroclor-1254	36	U
11096-82-5	Aroclor-1260	160	

1H - FORM I ARO

AROCLOR ORGANICS ANALYSIS DATA SHEET

CLIENT SAMPLE NO.
690-SB-29 ()8.0'-10.4')MS(1)

Lab Name: MITKEM LABORATORIES Contract:

Lab Code: MITKEM Case No.: J1865 Mod. Ref No.: SDG No.: SJ1865

Matrix: (SOIL/SED/WATER) SOIL Lab Sample ID: J1865-20AMS

Sample wt/vol: 15.5 (g/mL) G Lab File ID: E3H6841F.D

% Moisture: 11 Decanted: (Y/N) N Date Received: 09/27/2010

Extraction: (Type) SONC Date Extracted: 09/28/2010

Concentrated Extract Volume: 5000 (uL) Date Analyzed: 10/01/2010

Injection Volume: 1.0 (uL) GPC Factor: 1.00 Dilution Factor: 1.0

GPC Cleanup: (Y/N) N pH: Sulfur Cleanup: (Y/N) Y

Acid Cleanup: (Y/N) Y

CAS NO.	COMPOUND	CONCENTRATION UNITS: (ug/L or ug/Kg) µG/KG	Q
12674-11-2	Aroclor-1016	130	
11104-28-2	Aroclor-1221	36	U
11141-16-5	Aroclor-1232	36	U
53469-21-9	Aroclor-1242	36	U
12672-29-6	Aroclor-1248	36	U
11097-69-1	Aroclor-1254	110	
11096-82-5	Aroclor-1260	160	

1H - FORM I ARO

AROCLOR ORGANICS ANALYSIS DATA SHEET

CLIENT SAMPLE NO.
690-SB-29 ()8.0'-10.4')MS(2)

Lab Name: MITKEM LABORATORIES Contract:

Lab Code: MITKEM Case No.: J1865 Mod. Ref No.: SDG No.: SJ1865

Matrix: (SOIL/SED/WATER) SOIL Lab Sample ID: J1865-20AMS

Sample wt/vol: 15.5 (g/mL) G Lab File ID: E3H6841R.D

% Moisture: 11 Decanted: (Y/N) N Date Received: 09/27/2010

Extraction: (Type) SONC Date Extracted: 09/28/2010

Concentrated Extract Volume: 5000 (uL) Date Analyzed: 10/01/2010

Injection Volume: 1.0 (uL) GPC Factor: 1.00 Dilution Factor: 1.0

GPC Cleanup: (Y/N) N pH: Sulfur Cleanup: (Y/N) Y

Acid Cleanup: (Y/N) Y

CAS NO.	COMPOUND	CONCENTRATION UNITS: (ug/L or ug/Kg) µG/KG	Q
12674-11-2	Aroclor-1016	120	
11104-28-2	Aroclor-1221	36	U
11141-16-5	Aroclor-1232	36	U
53469-21-9	Aroclor-1242	36	U
12672-29-6	Aroclor-1248	36	U
11097-69-1	Aroclor-1254	110	
11096-82-5	Aroclor-1260	170	

1H - FORM I ARO

AROCLOR ORGANICS ANALYSIS DATA SHEET

CLIENT SAMPLE NO.

690-SB-29 ()8.0'-10.4')MSD (1)

Lab Name: MITKEM LABORATORIES Contract:

Lab Code: MITKEM Case No.: J1865 Mod. Ref No.: SDG No.: SJ1865

Matrix: (SOIL/SED/WATER) SOIL Lab Sample ID: J1865-20AMSD

Sample wt/vol: 15.1 (g/mL) G Lab File ID: E3H6842F.D

% Moisture: 11 Decanted: (Y/N) N Date Received: 09/27/2010

Extraction: (Type) SONC Date Extracted: 09/28/2010

Concentrated Extract Volume: 5000 (uL) Date Analyzed: 10/01/2010

Injection Volume: 1.0 (uL) GPC Factor: 1.00 Dilution Factor: 1.0

GPC Cleanup: (Y/N) N pH: Sulfur Cleanup: (Y/N) Y

Acid Cleanup: (Y/N) Y

CAS NO.	COMPOUND	CONCENTRATION UNITS: (ug/L or ug/Kg) µG/KG	Q
12674-11-2	Aroclor-1016	140	
11104-28-2	Aroclor-1221	37	U
11141-16-5	Aroclor-1232	37	U
53469-21-9	Aroclor-1242	37	U
12672-29-6	Aroclor-1248	37	U
11097-69-1	Aroclor-1254	120	
11096-82-5	Aroclor-1260	170	

1H - FORM I ARO

AROCLOR ORGANICS ANALYSIS DATA SHEET

CLIENT SAMPLE NO.

690-SB-29 ()8.0'-10.4')MSD (2)

Lab Name: MITKEM LABORATORIES Contract:

Lab Code: MITKEM Case No.: J1865 Mod. Ref No.: SDG No.: SJ1865

Matrix: (SOIL/SED/WATER) SOIL Lab Sample ID: J1865-20AMSD

Sample wt/vol: 15.1 (g/mL) G Lab File ID: E3H6842R.D

% Moisture: 11 Decanted: (Y/N) N Date Received: 09/27/2010

Extraction: (Type) SONC Date Extracted: 09/28/2010

Concentrated Extract Volume: 5000 (uL) Date Analyzed: 10/01/2010

Injection Volume: 1.0 (uL) GPC Factor: 1.00 Dilution Factor: 1.0

GPC Cleanup: (Y/N) N pH: Sulfur Cleanup: (Y/N) Y

Acid Cleanup: (Y/N) Y

CAS NO.	COMPOUND	CONCENTRATION UNITS: (ug/L or ug/Kg) µG/KG	Q
12674-11-2	Aroclor-1016	120	
11104-28-2	Aroclor-1221	37	U
11141-16-5	Aroclor-1232	37	U
53469-21-9	Aroclor-1242	37	U
12672-29-6	Aroclor-1248	37	U
11097-69-1	Aroclor-1254	120	
11096-82-5	Aroclor-1260	170	

U.S. EPA - CLP

1

INORGANIC ANALYSIS DATA SHEET

EPA SAMPLE NO.

690-FIELD BLANK-1-0

Lab Name: Mitkem Laboratories Contract: 208492

Lab Code: MITKEM Case No.: SAS No.: SDG No.: SJ1865

Matrix (soil/water): WATER Lab Sample ID: J1865-28

Level (low/med): MED Date Received: 09/27/2010

% Solids: 0.0

Concentration Units (ug/L or mg/kg dry weight): UG/L

CAS No.	Analyte	Concentration	C	Q	M
7429-90-5	Aluminum	66.0	U		P
7440-36-0	Antimony	9.3	U		P
7440-38-2	Arsenic	4.3	U		P
7440-39-3	Barium	1.1	U		P
7440-41-7	Beryllium	0.26	U		P
7440-43-9	Cadmium	0.89	U		P
7440-70-2	Calcium	110	U		P
7440-47-3	Chromium	0.64	U		P
7440-48-4	Cobalt	0.67	U		P
7440-50-8	Copper	3.6	U		P
7439-89-6	Iron	31.0	U		P
7439-92-1	Lead	4.2	U		P
7439-95-4	Magnesium	76.0	U		P
7439-96-5	Manganese	10.0	U		P
7439-97-6	Mercury	0.028	U		CV
7440-02-0	Nickel	0.85	U		P
7440-09-7	Potassium	76.0	U		P
7782-49-2	Selenium	12.0	U		P
7440-22-4	Silver	6.9	U		P
7440-23-5	Sodium	29.0	U		P
7440-28-0	Thallium	6.2	U		P
7440-62-2	Vanadium	1.1	U		P
7440-66-6	Zinc	12.6	B		P

Comments:

U.S. EPA - CLP

1

INORGANIC ANALYSIS DATA SHEET

EPA SAMPLE NO.

690-FIELD BLANK-2-O

Lab Name: Mitkem Laboratories Contract: 208492

Lab Code: MITKEM Case No.: SAS No.: SDG No.: SJ1865

Matrix (soil/water): WATER Lab Sample ID: J1865-29

Level (low/med): MED Date Received: 09/27/2010

% Solids: 0.0

Concentration Units (ug/L or mg/kg dry weight): UG/L

CAS No.	Analyte	Concentration	C	Q	M
7429-90-5	Aluminum	66.0	U		P
7440-36-0	Antimony	9.3	U		P
7440-38-2	Arsenic	4.3	U		P
7440-39-3	Barium	1.1	U		P
7440-41-7	Beryllium	0.26	U		P
7440-43-9	Cadmium	0.89	U		P
7440-70-2	Calcium	110	U		P
7440-47-3	Chromium	0.64	U		P
7440-48-4	Cobalt	0.67	U		P
7440-50-8	Copper	3.6	U		P
7439-89-6	Iron	31.0	U		P
7439-92-1	Lead	4.2	U		P
7439-95-4	Magnesium	76.0	U		P
7439-96-5	Manganese	10.0	U		P
7439-97-6	Mercury	0.028	U		CV
7440-02-0	Nickel	1.0	B		P
7440-09-7	Potassium	76.0	U		P
7782-49-2	Selenium	12.0	U		P
7440-22-4	Silver	6.9	U		P
7440-23-5	Sodium	29.0	U		P
7440-28-0	Thallium	6.2	U		P
7440-62-2	Vanadium	1.1	U		P
7440-66-6	Zinc	11.5	B		P

Comments:

U.S. EPA - CLP

1

INORGANIC ANALYSIS DATA SHEET

EPA SAMPLE NO.

690-SB-22 (2.0'-3.2')-O

Lab Name: Mitkem Laboratories Contract: 208492

Lab Code: MITKEM Case No.: SAS No.: SDG No.: SJ1865

Matrix (soil/water): SOIL Lab Sample ID: J1865-22

Level (low/med): MED Date Received: 09/27/2010

% Solids: 88.0

Concentration Units (ug/L or mg/kg dry weight): MG/KG

CAS No.	Analyte	Concentration	C	Q	M
7429-90-5	Aluminum	7420		E	P
7440-36-0	Antimony	0.58	B	N	P
7440-38-2	Arsenic	4.6		*	P
7440-39-3	Barium	176		E	P
7440-41-7	Beryllium	0.24			P
7440-43-9	Cadmium	0.61			P
7440-70-2	Calcium	99800		*	P
7440-47-3	Chromium	7.8		E	P
7440-48-4	Cobalt	3.1		E	P
7440-50-8	Copper	20.2		*	P
7439-89-6	Iron	11100		E	P
7439-92-1	Lead	52.1			P
7439-95-4	Magnesium	14100		*E	P
7439-96-5	Manganese	736		*E	P
7439-97-6	Mercury	0.059			CV
7440-02-0	Nickel	7.9		*E	P
7440-09-7	Potassium	575		*	P
7782-49-2	Selenium	0.48	U		P
7440-22-4	Silver	0.048	U		P
7440-23-5	Sodium	2940		*	P
7440-28-0	Thallium	0.70	B		P
7440-62-2	Vanadium	12.6		E	P
7440-66-6	Zinc	181		E	P

Comments:

U.S. EPA - CLP

1

INORGANIC ANALYSIS DATA SHEET

EPA SAMPLE NO.

690-SB-24 (0.4'-3.5')-O

Lab Name: Mitkem Laboratories Contract: 208492

Lab Code: MITKEM Case No.: SAS No.: SDG No.: SJ1865

Matrix (soil/water): SOIL Lab Sample ID: J1865-01

Level (low/med): MED Date Received: 09/27/2010

% Solids: 84.0

Concentration Units (ug/L or mg/kg dry weight): MG/KG

CAS No.	Analyte	Concentration	C	Q	M
7429-90-5	Aluminum	3410		E	P
7440-36-0	Antimony	0.65	B	N	P
7440-38-2	Arsenic	7.8		*	P
7440-39-3	Barium	51.9		E	P
7440-41-7	Beryllium	0.27			P
7440-43-9	Cadmium	0.51			P
7440-70-2	Calcium	119000		*	P
7440-47-3	Chromium	5.9		E	P
7440-48-4	Cobalt	3.7		E	P
7440-50-8	Copper	116		*	P
7439-89-6	Iron	10900		E	P
7439-92-1	Lead	60.2			P
7439-95-4	Magnesium	39200		*E	P
7439-96-5	Manganese	318		*E	P
7439-97-6	Mercury	0.059			CV
7440-02-0	Nickel	9.4		*E	P
7440-09-7	Potassium	774		*	P
7782-49-2	Selenium	0.48	U		P
7440-22-4	Silver	0.076	B		P
7440-23-5	Sodium	309		*	P
7440-28-0	Thallium	1.2			P
7440-62-2	Vanadium	11.1		E	P
7440-66-6	Zinc	78.6		E	P

Comments:

U.S. EPA - CLP

1

EPA SAMPLE NO.

INORGANIC ANALYSIS DATA SHEET

690-SB-25 (8.0'-10.7')-O

Lab Name: Mitkem Laboratories Contract: 208492

Lab Code: MITKEM Case No.: SAS No.: SDG No.: SJ1865

Matrix (soil/water): SOIL Lab Sample ID: J1865-02

Level (low/med): MED Date Received: 09/27/2010

% Solids: 90.0

Concentration Units (ug/L or mg/kg dry weight): MG/KG

CAS No.	Analyte	Concentration	C	Q	M
7429-90-5	Aluminum	2280		E	P
7440-36-0	Antimony	0.37	U	N	P
7440-38-2	Arsenic	2.4		*	P
7440-39-3	Barium	18.7		E	P
7440-41-7	Beryllium	0.20	B		P
7440-43-9	Cadmium	0.26			P
7440-70-2	Calcium	69200		*	P
7440-47-3	Chromium	4.4		E	P
7440-48-4	Cobalt	2.9		E	P
7440-50-8	Copper	8.9		*	P
7439-89-6	Iron	11200		E	P
7439-92-1	Lead	7.9			P
7439-95-4	Magnesium	12500		*E	P
7439-96-5	Manganese	219		*E	P
7439-97-6	Mercury	0.0022	U		CV
7440-02-0	Nickel	6.9		*E	P
7440-09-7	Potassium	627		*	P
7782-49-2	Selenium	0.63	U		P
7440-22-4	Silver	0.063	U		P
7440-23-5	Sodium	251		*	P
7440-28-0	Thallium	0.50	B		P
7440-62-2	Vanadium	8.8		E	P
7440-66-6	Zinc	18.4		E	P

Comments:

U.S. EPA - CLP

1

EPA SAMPLE NO.

INORGANIC ANALYSIS DATA SHEET

690-SB-27 (8.0'-10.5')-O

Lab Name: Mitkem Laboratories Contract: 208492

Lab Code: MITKEM Case No.: SAS No.: SDG No.: SJ1865

Matrix (soil/water): SOIL Lab Sample ID: J1865-03

Level (low/med): MED Date Received: 09/27/2010

% Solids: 89.0

Concentration Units (ug/L or mg/kg dry weight): MG/KG

CAS No.	Analyte	Concentration	C	Q	M
7429-90-5	Aluminum	2060		E	P
7440-36-0	Antimony	0.49	B	N	P
7440-38-2	Arsenic	2.4		*	P
7440-39-3	Barium	13.0		E	P
7440-41-7	Beryllium	0.14	B		P
7440-43-9	Cadmium	0.15	B		P
7440-70-2	Calcium	79000		*	P
7440-47-3	Chromium	4.6		E	P
7440-48-4	Cobalt	2.4		E	P
7440-50-8	Copper	6.4		*	P
7439-89-6	Iron	6800		E	P
7439-92-1	Lead	6.4			P
7439-95-4	Magnesium	24400		*E	P
7439-96-5	Manganese	291		*E	P
7439-97-6	Mercury	0.0026	U		CV
7440-02-0	Nickel	5.0		*E	P
7440-09-7	Potassium	657		*	P
7782-49-2	Selenium	0.63	U		P
7440-22-4	Silver	0.063	U		P
7440-23-5	Sodium	284		*	P
7440-28-0	Thallium	0.62	B		P
7440-62-2	Vanadium	7.1		E	P
7440-66-6	Zinc	9.8		E	P

Comments:

U.S. EPA - CLP

1

INORGANIC ANALYSIS DATA SHEET

EPA SAMPLE NO.

690-SB-29 ()8.0'-10.4')

Lab Name: Mitkem Laboratories Contract: 208492

Lab Code: MITKEM Case No.: SAS No.: SDG No.: SJ1865

Matrix (soil/water): SOIL Lab Sample ID: J1865-20

Level (low/med): MED Date Received: 09/27/2010

% Solids: 89.0

Concentration Units (ug/L or mg/kg dry weight): MG/KG

CAS No.	Analyte	Concentration	C	Q	M
7429-90-5	Aluminum	2360		E	P
7440-36-0	Antimony	0.39	U	N	P
7440-38-2	Arsenic	5.2		*	P
7440-39-3	Barium	27.3		E	P
7440-41-7	Beryllium	0.22	B		P
7440-43-9	Cadmium	0.21	B		P
7440-70-2	Calcium	121000		*	P
7440-47-3	Chromium	4.2		E	P
7440-48-4	Cobalt	4.1		E	P
7440-50-8	Copper	8.6		*	P
7439-89-6	Iron	9460		E	P
7439-92-1	Lead	8.4			P
7439-95-4	Magnesium	17300		*E	P
7439-96-5	Manganese	377		*E	P
7439-97-6	Mercury	0.0023	U		CV
7440-02-0	Nickel	9.1		*E	P
7440-09-7	Potassium	1150		*	P
7782-49-2	Selenium	0.66	U		P
7440-22-4	Silver	0.066	U		P
7440-23-5	Sodium	404		*	P
7440-28-0	Thallium	0.95	B		P
7440-62-2	Vanadium	7.2		E	P
7440-66-6	Zinc	21.0		E	P

Comments:

U.S. EPA - CLP

1

INORGANIC ANALYSIS DATA SHEET

EPA SAMPLE NO.

690-SB-30 (8.0'-10.7')-D

Lab Name: Mitkem Laboratories Contract: 208492

Lab Code: MITKEM Case No.: SAS No.: SDG No.: SJ1865

Matrix (soil/water): SOIL Lab Sample ID: J1865-19

Level (low/med): MED Date Received: 09/27/2010

% Solids: 88.0

Concentration Units (ug/L or mg/kg dry weight): MG/KG

CAS No.	Analyte	Concentration	C	Q	M
7429-90-5	Aluminum	2630		E	P
7440-36-0	Antimony	0.45	B	N	P
7440-38-2	Arsenic	2.3		*	P
7440-39-3	Barium	25.6		E	P
7440-41-7	Beryllium	0.13	B		P
7440-43-9	Cadmium	0.21	B		P
7440-70-2	Calcium	58200		*	P
7440-47-3	Chromium	4.7		E	P
7440-48-4	Cobalt	3.5		E	P
7440-50-8	Copper	9.4		*	P
7439-89-6	Iron	8490		E	P
7439-92-1	Lead	4.8			P
7439-95-4	Magnesium	10500		*E	P
7439-96-5	Manganese	335		*E	P
7439-97-6	Mercury	0.0023	U		CV
7440-02-0	Nickel	6.6		*E	P
7440-09-7	Potassium	532		*	P
7782-49-2	Selenium	0.55	U		P
7440-22-4	Silver	0.055	U		P
7440-23-5	Sodium	238		*	P
7440-28-0	Thallium	0.34	B		P
7440-62-2	Vanadium	9.2		E	P
7440-66-6	Zinc	21.9		E	P

Comments:

U.S. EPA - CLP

1

INORGANIC ANALYSIS DATA SHEET

EPA SAMPLE NO.

690-SB-30 (8.0'-10.7')-O

Lab Name: Mitkem Laboratories Contract: 208492

Lab Code: MITKEM Case No.: SAS No.: SDG No.: SJ1865

Matrix (soil/water): SOIL Lab Sample ID: J1865-18

Level (low/med): MED Date Received: 09/27/2010

% Solids: 89.0

Concentration Units (ug/L or mg/kg dry weight): MG/KG

CAS No.	Analyte	Concentration	C	Q	M
7429-90-5	Aluminum	2830		E	P
7440-36-0	Antimony	0.38	U	N	P
7440-38-2	Arsenic	4.3		*	P
7440-39-3	Barium	20.8		E	P
7440-41-7	Beryllium	0.15	B		P
7440-43-9	Cadmium	0.21	B		P
7440-70-2	Calcium	73000		*	P
7440-47-3	Chromium	5.2		E	P
7440-48-4	Cobalt	3.4		E	P
7440-50-8	Copper	13.7		*	P
7439-89-6	Iron	9300		E	P
7439-92-1	Lead	6.8			P
7439-95-4	Magnesium	11700		*E	P
7439-96-5	Manganese	256		*E	P
7439-97-6	Mercury	0.0023	U		CV
7440-02-0	Nickel	6.9		*E	P
7440-09-7	Potassium	733		*	P
7782-49-2	Selenium	0.64	U		P
7440-22-4	Silver	0.064	U		P
7440-23-5	Sodium	264		*	P
7440-28-0	Thallium	0.46	B		P
7440-62-2	Vanadium	9.4		E	P
7440-66-6	Zinc	19.0		E	P

Comments:

U.S. EPA - CLP

1

INORGANIC ANALYSIS DATA SHEET

EPA SAMPLE NO.

690-SB-57 (0.4'-1.0')-O

Lab Name: Mitkem Laboratories Contract: 208492

Lab Code: MITKEM Case No.: SAS No.: SDG No.: SJ1865

Matrix (soil/water): SOIL Lab Sample ID: J1865-15

Level (low/med): MED Date Received: 09/27/2010

% Solids: 90.0

Concentration Units (ug/L or mg/kg dry weight): MG/KG

CAS No.	Analyte	Concentration	C	Q	M
7429-90-5	Aluminum	3120		E	P
7440-36-0	Antimony	0.25	U	N	P
7440-38-2	Arsenic	4.0		*	P
7440-39-3	Barium	18.8		E	P
7440-41-7	Beryllium	0.19			P
7440-43-9	Cadmium	0.36			P
7440-70-2	Calcium	68600		*	P
7440-47-3	Chromium	8.1		E	P
7440-48-4	Cobalt	3.3		E	P
7440-50-8	Copper	33.6		*	P
7439-89-6	Iron	8700		E	P
7439-92-1	Lead	12.9			P
7439-95-4	Magnesium	13600		*E	P
7439-96-5	Manganese	305		*E	P
7439-97-6	Mercury	0.038	B		CV
7440-02-0	Nickel	7.2		*E	P
7440-09-7	Potassium	872		*	P
7782-49-2	Selenium	0.42	U		P
7440-22-4	Silver	0.34	B		P
7440-23-5	Sodium	147		*	P
7440-28-0	Thallium	0.68			P
7440-62-2	Vanadium	8.7		E	P
7440-66-6	Zinc	31.1		E	P

Comments:

U.S. EPA - CLP

1

INORGANIC ANALYSIS DATA SHEET

EPA SAMPLE NO.

690-SB-58 (4.0'-7.3')-O

Lab Name: Mitkem Laboratories Contract: 208492

Lab Code: MITKEM Case No.: SAS No.: SDG No.: SJ1865

Matrix (soil/water): SOIL Lab Sample ID: J1865-04

Level (low/med): MED Date Received: 09/27/2010

% Solids: 91.0

Concentration Units (ug/L or mg/kg dry weight): MG/KG

CAS No.	Analyte	Concentration	C	Q	M
7429-90-5	Aluminum	2990		E	P
7440-36-0	Antimony	0.24	B	N	P
7440-38-2	Arsenic	3.4		*	P
7440-39-3	Barium	33.3		E	P
7440-41-7	Beryllium	0.18			P
7440-43-9	Cadmium	0.30			P
7440-70-2	Calcium	94400		*	P
7440-47-3	Chromium	5.8		E	P
7440-48-4	Cobalt	2.9		E	P
7440-50-8	Copper	8.4		*	P
7439-89-6	Iron	9780		E	P
7439-92-1	Lead	7.9			P
7439-95-4	Magnesium	33100		*E	P
7439-96-5	Manganese	312		*E	P
7439-97-6	Mercury	0.0024	U		CV
7440-02-0	Nickel	6.1		*E	P
7440-09-7	Potassium	715		*	P
7782-49-2	Selenium	0.39	U		P
7440-22-4	Silver	0.039	U		P
7440-23-5	Sodium	188		*	P
7440-28-0	Thallium	0.96			P
7440-62-2	Vanadium	9.6		E	P
7440-66-6	Zinc	19.4		E	P

Comments:

U.S. EPA - CLP

1

INORGANIC ANALYSIS DATA SHEET

EPA SAMPLE NO.

690-SB-59 (0.4'-4.0')-O

Lab Name: Mitkem Laboratories Contract: 208492

Lab Code: MITKEM Case No.: SAS No.: SDG No.: SJ1865

Matrix (soil/water): SOIL Lab Sample ID: J1865-11

Level (low/med): MED Date Received: 09/27/2010

% Solids: 90.0

Concentration Units (ug/L or mg/kg dry weight): MG/KG

CAS No.	Analyte	Concentration	C	Q	M
7429-90-5	Aluminum	1340		E	P
7440-36-0	Antimony	0.27	U	N	P
7440-38-2	Arsenic	2.2		*	P
7440-39-3	Barium	20.9		E	P
7440-41-7	Beryllium	0.13	B		P
7440-43-9	Cadmium	0.11	B		P
7440-70-2	Calcium	6480		*	P
7440-47-3	Chromium	2.4		E	P
7440-48-4	Cobalt	1.6	B	E	P
7440-50-8	Copper	5.1		*	P
7439-89-6	Iron	3660		E	P
7439-92-1	Lead	1.7			P
7439-95-4	Magnesium	2040		*E	P
7439-96-5	Manganese	36.7		*E	P
7439-97-6	Mercury	0.10			CV
7440-02-0	Nickel	4.8		*E	P
7440-09-7	Potassium	192		*	P
7782-49-2	Selenium	0.46	U		P
7440-22-4	Silver	0.22	B		P
7440-23-5	Sodium	93.4		*	P
7440-28-0	Thallium	0.16	U		P
7440-62-2	Vanadium	3.9		E	P
7440-66-6	Zinc	5.6		E	P

Comments:

U.S. EPA - CLP

1

INORGANIC ANALYSIS DATA SHEET

EPA SAMPLE NO.

690-SB-60 (2.5'-4.0')-O

Lab Name: Mitkem Laboratories Contract: 208492

Lab Code: MITKEM Case No.: SAS No.: SDG No.: SJ1865

Matrix (soil/water): SOIL Lab Sample ID: J1865-14

Level (low/med): MED Date Received: 09/27/2010

% Solids: 93.0

Concentration Units (ug/L or mg/kg dry weight): MG/KG

CAS No.	Analyte	Concentration	C	Q	M
7429-90-5	Aluminum	2210		E	P
7440-36-0	Antimony	0.31	B	N	P
7440-38-2	Arsenic	4.9		*	P
7440-39-3	Barium	18.0		E	P
7440-41-7	Beryllium	0.24			P
7440-43-9	Cadmium	0.26			P
7440-70-2	Calcium	130000		*	P
7440-47-3	Chromium	3.9		E	P
7440-48-4	Cobalt	2.8		E	P
7440-50-8	Copper	7.9		*	P
7439-89-6	Iron	7580		E	P
7439-92-1	Lead	11.5			P
7439-95-4	Magnesium	53800		*E	P
7439-96-5	Manganese	308		*E	P
7439-97-6	Mercury	0.0022	U		CV
7440-02-0	Nickel	6.3		*E	P
7440-09-7	Potassium	875		*	P
7782-49-2	Selenium	0.37	U		P
7440-22-4	Silver	0.037	U		P
7440-23-5	Sodium	158		*	P
7440-28-0	Thallium	1.5			P
7440-62-2	Vanadium	5.1		E	P
7440-66-6	Zinc	8.5		E	P

Comments:

U.S. EPA - CLP

1

INORGANIC ANALYSIS DATA SHEET

EPA SAMPLE NO.

690-SB-62 (6.2'-7.8')-O

Lab Name: Mitkem Laboratories Contract: 208492

Lab Code: MITKEM Case No.: SAS No.: SDG No.: SJ1865

Matrix (soil/water): SOIL Lab Sample ID: J1865-23

Level (low/med): MED Date Received: 09/27/2010

% Solids: 90.0

Concentration Units (ug/L or mg/kg dry weight): MG/KG

CAS No.	Analyte	Concentration	C	Q	M
7429-90-5	Aluminum	2240		E	P
7440-36-0	Antimony	0.29	U	N	P
7440-38-2	Arsenic	1.3		*	P
7440-39-3	Barium	12.9		E	P
7440-41-7	Beryllium	0.095	B		P
7440-43-9	Cadmium	0.15	B		P
7440-70-2	Calcium	57100		*	P
7440-47-3	Chromium	4.0		E	P
7440-48-4	Cobalt	2.5		E	P
7440-50-8	Copper	7.6		*	P
7439-89-6	Iron	6930		E	P
7439-92-1	Lead	3.1			P
7439-95-4	Magnesium	9760		*E	P
7439-96-5	Manganese	236		*E	P
7439-97-6	Mercury	0.0026	U		CV
7440-02-0	Nickel	5.5		*E	P
7440-09-7	Potassium	377		*	P
7782-49-2	Selenium	0.49	U		P
7440-22-4	Silver	0.049	U		P
7440-23-5	Sodium	163		*	P
7440-28-0	Thallium	0.29	B		P
7440-62-2	Vanadium	7.4		E	P
7440-66-6	Zinc	15.7		E	P

Comments:

U.S. EPA - CLP

1

INORGANIC ANALYSIS DATA SHEET

EPA SAMPLE NO.

690-SB-63 (4.0'-6.3')-D

Lab Name: Mitkem Laboratories Contract: 208492

Lab Code: MITKEM Case No.: SAS No.: SDG No.: SJ1865

Matrix (soil/water): SOIL Lab Sample ID: J1865-10

Level (low/med): MED Date Received: 09/27/2010

% Solids: 91.0

Concentration Units (ug/L or mg/kg dry weight): MG/KG

CAS No.	Analyte	Concentration	C	Q	M
7429-90-5	Aluminum	2220		E	P
7440-36-0	Antimony	0.38	B	N	P
7440-38-2	Arsenic	3.1		*	P
7440-39-3	Barium	18.1		E	P
7440-41-7	Beryllium	0.17			P
7440-43-9	Cadmium	0.25			P
7440-70-2	Calcium	91100		*	P
7440-47-3	Chromium	4.0		E	P
7440-48-4	Cobalt	3.0		E	P
7440-50-8	Copper	7.3		*	P
7439-89-6	Iron	8390		E	P
7439-92-1	Lead	6.8			P
7439-95-4	Magnesium	38300		*E	P
7439-96-5	Manganese	299		*E	P
7439-97-6	Mercury	0.0024	U		CV
7440-02-0	Nickel	7.2		*E	P
7440-09-7	Potassium	737		*	P
7782-49-2	Selenium	0.44	U		P
7440-22-4	Silver	0.044	U		P
7440-23-5	Sodium	204		*	P
7440-28-0	Thallium	0.97			P
7440-62-2	Vanadium	6.7		E	P
7440-66-6	Zinc	10.7		E	P

Comments:

U.S. EPA - CLP

1

EPA SAMPLE NO.

INORGANIC ANALYSIS DATA SHEET

690-SB-63 (4.0'-6.3')-O

Lab Name: Mitkem Laboratories Contract: 208492

Lab Code: MITKEM Case No.: SAS No.: SDG No.: SJ1865

Matrix (soil/water): SOIL Lab Sample ID: J1865-09

Level (low/med): MED Date Received: 09/27/2010

% Solids: 90.0

Concentration Units (ug/L or mg/kg dry weight): MG/KG

CAS No.	Analyte	Concentration	C	Q	M
7429-90-5	Aluminum	1610		E	P
7440-36-0	Antimony	0.45	B	N	P
7440-38-2	Arsenic	4.0		*	P
7440-39-3	Barium	8.5		E	P
7440-41-7	Beryllium	0.17	B		P
7440-43-9	Cadmium	0.21			P
7440-70-2	Calcium	108000		*	P
7440-47-3	Chromium	3.3		E	P
7440-48-4	Cobalt	2.6		E	P
7440-50-8	Copper	4.5		*	P
7439-89-6	Iron	8230		E	P
7439-92-1	Lead	10.1			P
7439-95-4	Magnesium	54300		*E	P
7439-96-5	Manganese	272		*E	P
7439-97-6	Mercury	0.0022	U		CV
7440-02-0	Nickel	5.7		*E	P
7440-09-7	Potassium	806		*	P
7782-49-2	Selenium	0.48	U		P
7440-22-4	Silver	0.048	U		P
7440-23-5	Sodium	251		*	P
7440-28-0	Thallium	1.3			P
7440-62-2	Vanadium	5.6		E	P
7440-66-6	Zinc	6.5		E	P

Comments:

U.S. EPA - CLP

1

INORGANIC ANALYSIS DATA SHEET

EPA SAMPLE NO.

690-SB-68 (9.5'-10.8')-O

Lab Name: Mitkem Laboratories Contract: 208492

Lab Code: MITKEM Case No.: SAS No.: SDG No.: SJ1865

Matrix (soil/water): SOIL Lab Sample ID: J1865-26

Level (low/med): MED Date Received: 09/27/2010

% Solids: 85.0

Concentration Units (ug/L or mg/kg dry weight): MG/KG

CAS No.	Analyte	Concentration	C	Q	M
7429-90-5	Aluminum	1680		E	P
7440-36-0	Antimony	0.34	U	N	P
7440-38-2	Arsenic	0.83	B	*	P
7440-39-3	Barium	10.2		E	P
7440-41-7	Beryllium	0.074	B		P
7440-43-9	Cadmium	0.076	B		P
7440-70-2	Calcium	36200		*	P
7440-47-3	Chromium	2.9		E	P
7440-48-4	Cobalt	1.4	B	E	P
7440-50-8	Copper	4.5		*	P
7439-89-6	Iron	4500		E	P
7439-92-1	Lead	2.2			P
7439-95-4	Magnesium	8230		*E	P
7439-96-5	Manganese	175		*E	P
7439-97-6	Mercury	0.0026	U		CV
7440-02-0	Nickel	3.2		*E	P
7440-09-7	Potassium	313		*	P
7782-49-2	Selenium	0.58	U		P
7440-22-4	Silver	0.058	U		P
7440-23-5	Sodium	85.1		*	P
7440-28-0	Thallium	0.20	U		P
7440-62-2	Vanadium	5.5		E	P
7440-66-6	Zinc	8.3		E	P

Comments:

U.S. EPA - CLP

1

INORGANIC ANALYSIS DATA SHEET

EPA SAMPLE NO.

690-SB-69 (6.0'-8.0')-O

Lab Name: Mitkem Laboratories Contract: 208492

Lab Code: MITKEM Case No.: SAS No.: SDG No.: SJ1865

Matrix (soil/water): SOIL Lab Sample ID: J1865-25

Level (low/med): MED Date Received: 09/27/2010

% Solids: 87.0

Concentration Units (ug/L or mg/kg dry weight): MG/KG

CAS No.	Analyte	Concentration	C	Q	M
7429-90-5	Aluminum	2860		E	P
7440-36-0	Antimony	0.31	B	N	P
7440-38-2	Arsenic	2.2		*	P
7440-39-3	Barium	19.1		E	P
7440-41-7	Beryllium	0.21			P
7440-43-9	Cadmium	0.23			P
7440-70-2	Calcium	121000		*	P
7440-47-3	Chromium	4.7		E	P
7440-48-4	Cobalt	2.1		E	P
7440-50-8	Copper	6.7		*	P
7439-89-6	Iron	7760		E	P
7439-92-1	Lead	7.7			P
7439-95-4	Magnesium	20600		*E	P
7439-96-5	Manganese	270		*E	P
7439-97-6	Mercury	0.0027	U		CV
7440-02-0	Nickel	5.8		*E	P
7440-09-7	Potassium	833		*	P
7782-49-2	Selenium	0.40	U		P
7440-22-4	Silver	0.040	U		P
7440-23-5	Sodium	791		*	P
7440-28-0	Thallium	1.2			P
7440-62-2	Vanadium	7.1		E	P
7440-66-6	Zinc	30.8		E	P

Comments:

U.S. EPA - CLP

1

INORGANIC ANALYSIS DATA SHEET

EPA SAMPLE NO.

690-SB-71 (8.0'-11.3')-O

Lab Name: Mitkem Laboratories Contract: 208492

Lab Code: MITKEM Case No.: SAS No.: SDG No.: SJ1865

Matrix (soil/water): SOIL Lab Sample ID: J1865-16

Level (low/med): MED Date Received: 09/27/2010

% Solids: 88.0

Concentration Units (ug/L or mg/kg dry weight): MG/KG

CAS No.	Analyte	Concentration	C	Q	M
7429-90-5	Aluminum	4590		E	P
7440-36-0	Antimony	0.35	U	N	P
7440-38-2	Arsenic	2.5		*	P
7440-39-3	Barium	47.5		E	P
7440-41-7	Beryllium	0.20	B		P
7440-43-9	Cadmium	0.28			P
7440-70-2	Calcium	63200		*	P
7440-47-3	Chromium	8.7		E	P
7440-48-4	Cobalt	4.6		E	P
7440-50-8	Copper	8.9		*	P
7439-89-6	Iron	11000		E	P
7439-92-1	Lead	4.1			P
7439-95-4	Magnesium	12400		*E	P
7439-96-5	Manganese	287		*E	P
7439-97-6	Mercury	0.0023	U		CV
7440-02-0	Nickel	10.4		*E	P
7440-09-7	Potassium	874		*	P
7782-49-2	Selenium	0.58	U		P
7440-22-4	Silver	0.058	U		P
7440-23-5	Sodium	223		*	P
7440-28-0	Thallium	0.42	B		P
7440-62-2	Vanadium	14.1		E	P
7440-66-6	Zinc	21.4		E	P

Comments:

U.S. EPA - CLP

1

INORGANIC ANALYSIS DATA SHEET

EPA SAMPLE NO.

690-SB-73 (0.4'-4.0')-O

Lab Name: Mitkem Laboratories Contract: 208492

Lab Code: MITKEM Case No.: SAS No.: SDG No.: SJ1865

Matrix (soil/water): SOIL Lab Sample ID: J1865-17

Level (low/med): MED Date Received: 09/27/2010

% Solids: 88.0

Concentration Units (ug/L or mg/kg dry weight): MG/KG

CAS No.	Analyte	Concentration	C	Q	M
7429-90-5	Aluminum	3900		E	P
7440-36-0	Antimony	0.79	B	N	P
7440-38-2	Arsenic	11.7		*	P
7440-39-3	Barium	322		E	P
7440-41-7	Beryllium	0.32			P
7440-43-9	Cadmium	1.6			P
7440-70-2	Calcium	38600		*	P
7440-47-3	Chromium	9.0		E	P
7440-48-4	Cobalt	4.6		E	P
7440-50-8	Copper	116		*	P
7439-89-6	Iron	12300		E	P
7439-92-1	Lead	1490			P
7439-95-4	Magnesium	6340		*E	P
7439-96-5	Manganese	220		*E	P
7439-97-6	Mercury	0.23			CV
7440-02-0	Nickel	10.2		*E	P
7440-09-7	Potassium	453		*	P
7782-49-2	Selenium	0.58	U		P
7440-22-4	Silver	0.35	B		P
7440-23-5	Sodium	1810		*	P
7440-28-0	Thallium	0.40	B		P
7440-62-2	Vanadium	11.0		E	P
7440-66-6	Zinc	481		E	P

Comments:

ug/Kg

Analyte	MDL	PQL
1,1,1-Trichloroethane	0.53	5
1,1,2,2-Tetrachloroethane	0.68	5
1,1,2-Trichloroethane	0.48	5
1,1-Dichloroethane	0.67	5
1,1-Dichloroethene	0.95	5
1,2,4-Trimethylbenzene	0.57	5
1,2-Dichlorobenzene	0.62	5
1,2-Dichloroethane	0.54	5
1,2-Dichloropropane	0.69	5
1,3,5-Trimethylbenzene	0.61	5
1,3-Dichlorobenzene	0.7	5
1,4-Dichlorobenzene	0.8	5
2-Butanone	2	5
2-Chloroethyl vinyl ether	1	5
2-Hexanone	0.83	5
4-Isopropyltoluene	0.71	5
4-Methyl-2-pentanone	0.73	5
Acetone	1.6	5
Benzene	0.61	5
Bromodichloromethane	0.97	5
Bromoform	2	5
Bromomethane	1.1	5
Carbon disulfide	0.3	5
Carbon tetrachloride	0.33	5
Chlorobenzene	0.51	5
Chloroethane	1	5
Chloroform	0.64	5
Chloromethane	0.8	5
cis-1,2-Dichloroethene	0.75	5
cis-1,3-Dichloropropene	0.67	5
Dibromochloromethane	0.65	5
Ethylbenzene	0.5	5
Isopropylbenzene	0.58	5
m,p-Xylene	1.6	5
Methyl tert-butyl ether	0.61	5
Methylene chloride	1.3	5
n-Butylbenzene	0.67	5
n-Propylbenzene	0.44	5
Naphthalene	0.78	5
o-Xylene	0.47	5
sec-Butylbenzene	0.62	5
Styrene	0.52	5
tert-Butylbenzene	0.52	5
Tetrachloroethene	0.62	5
Toluene	0.47	5
trans-1,2-Dichloroethene	0.53	5
trans-1,3-Dichloropropene	0.68	5
Trichloroethene	0.62	5
Trichlorofluoromethane	0.42	5
Vinyl acetate	0.37	5

Vinyl chloride	0.63	5
Xylene (Total)	0.47	5

ug/Kg

Analyte	MDL	PQL
1,1,1-Trichloroethane	23	250
1,1,2,2-Tetrachloroethane	20	250
1,1,2-Trichloroethane	23	250
1,1-Dichloroethane	19	250
1,1-Dichloroethene	25	250
1,2,4-Trimethylbenzene	17	250
1,2-Dichlorobenzene	23	250
1,2-Dichloroethane	25	250
1,2-Dichloropropane	25	250
1,3,5-Trimethylbenzene	24	250
1,3-Dichlorobenzene	19	250
1,4-Dichlorobenzene	20	250
2-Butanone	49	250
2-Chloroethyl vinyl ether	26	250
2-Hexanone	23	250
4-Isopropyltoluene	14	250
4-Methyl-2-pentanone	21	250
Acetone	89	250
Benzene	20	250
Bromodichloromethane	17	250
Bromoform	24	250
Bromomethane	77	250
Carbon disulfide	19	250
Carbon tetrachloride	25	250
Chlorobenzene	15	250
Chloroethane	89	250
Chloroform	22	250
Chloromethane	31	250
cis-1,2-Dichloroethene	27	250
cis-1,3-Dichloropropene	29	250
Dibromochloromethane	17	250
Ethylbenzene	22	250
Isopropylbenzene	20	250
m,p-Xylene	28	250
Methyl tert-butyl ether	30	250
Methylene chloride	30	250
n-Butylbenzene	19	250
n-Propylbenzene	16	250
Naphthalene	36	250
o-Xylene	13	250
sec-Butylbenzene	14	250
Styrene	18	250
tert-Butylbenzene	15	250
Tetrachloroethene	25	250
Toluene	15	250
trans-1,2-Dichloroethene	20	250
trans-1,3-Dichloropropene	27	250
Trichloroethene	14	250
Trichlorofluoromethane	43	250
Vinyl acetate	29	250

Vinyl chloride	30	250
Xylene (Total)	13	250

ug/L

Analyte	MDL	PQL
1,1,1-Trichloroethane	0.5	5
1,1,2,2-Tetrachloroethane	0.42	5
1,1,2-Trichloroethane	0.38	5
1,1-Dichloroethane	0.25	5
1,1-Dichloroethene	0.39	5
1,2,4-Trimethylbenzene	0.4	5
1,2-Dichlorobenzene	0.33	5
1,2-Dichloroethane	0.41	5
1,2-Dichloropropane	0.61	5
1,3,5-Trimethylbenzene	0.45	5
1,3-Dichlorobenzene	0.29	5
1,4-Dichlorobenzene	0.4	5
2-Butanone	2.1	5
2-Chloroethyl vinyl ether	0.24	5
2-Hexanone	1.7	5
4-Isopropyltoluene	0.46	5
4-Methyl-2-pentanone	0.82	5
Acetone	2.2	5
Benzene	0.33	5
Bromodichloromethane	0.26	5
Bromoform	0.77	5
Bromomethane	0.8	5
Carbon disulfide	0.34	5
Carbon tetrachloride	0.54	5
Chlorobenzene	0.26	5
Chloroethane	0.48	5
Chloroform	0.33	5
Chloromethane	0.26	5
cis-1,2-Dichloroethene	0.48	5
cis-1,3-Dichloropropene	0.45	5
Dibromochloromethane	0.57	5
Ethylbenzene	0.35	5
Isopropylbenzene	0.38	5
m,p-Xylene	0.77	5
Methyl tert-butyl ether	0.24	5
Methylene chloride	0.41	5
n-Butylbenzene	0.33	5
n-Propylbenzene	0.64	5
Naphthalene	0.8	5
o-Xylene	0.36	5
sec-Butylbenzene	0.28	5
Styrene	0.5	5
tert-Butylbenzene	0.37	5
Tetrachloroethene	0.65	5
Toluene	0.32	5
trans-1,2-Dichloroethene	0.65	5
trans-1,3-Dichloropropene	0.48	5
Trichloroethene	0.36	5
Trichlorofluoromethane	0.54	5
Vinyl acetate	0.35	5

Vinyl chloride	0.5	5
Xylene (Total)	0.36	5

ug/Kg

Analyte	MDL	PQL
1,2,4-Trichlorobenzene	46	330
1,2-Dichlorobenzene	42	330
1,3-Dichlorobenzene	40	330
1,4-Dichlorobenzene	36	330
2,2´-oxybis(1-Chloropropane)	51	330
2,4,5-Trichlorophenol	37	670
2,4,6-Trichlorophenol	39	330
2,4-Dichlorophenol	38	330
2,4-Dimethylphenol	36	330
2,4-Dinitrophenol	180	670
2,4-Dinitrotoluene	23	330
2,6-Dinitrotoluene	28	330
2-Chloronaphthalene	38	330
2-Chlorophenol	41	330
2-Methylnaphthalene	42	330
2-Methylphenol	38	330
2-Nitroaniline	21	670
2-Nitrophenol	36	330
3,3´-Dichlorobenzidine	35	330
3-Nitroaniline	24	670
4,6-Dinitro-2-methylphenol	25	670
4-Bromophenyl-phenylether	32	330
4-Chloro-3-methylphenol	26	330
4-Chloroaniline	24	330
4-Chlorophenyl-phenylether	40	330
4-Methylphenol	35	330
4-Nitroaniline	25	670
4-Nitrophenol	22	670
Acenaphthene	39	330
Acenaphthylene	37	330
Anthracene	27	330
Benzo(a)anthracene	33	330
Benzo(a)pyrene	31	330
Benzo(b)fluoranthene	40	330
Benzo(g,h,i)perylene	38	330
Benzo(k)fluoranthene	43	330
Bis(2-chloroethoxy)methane	39	330
Bis(2-chloroethyl)ether	42	330
Bis(2-ethylhexyl)phthalate	29	330
Butylbenzylphthalate	26	330
Carbazole	28	330
Chrysene	29	330
Di-n-butylphthalate	28	330
Di-n-octylphthalate	28	330
Dibenzo(a,h)anthracene	35	330
Dibenzofuran	36	330
Diethylphthalate	24	330
Dimethylphthalate	30	330
Fluoranthene	29	330
Fluorene	33	330

Hexachlorobenzene	32	330
Hexachlorobutadiene	45	330
Hexachlorocyclopentadiene	96	330
Hexachloroethane	35	330
Indeno(1,2,3-cd)pyrene	37	330
Isophorone	34	330
N-Nitroso-di-n-propylamine	32	330
N-Nitrosodiphenylamine	29	330
Naphthalene	41	330
Nitrobenzene	38	330
Pentachlorophenol	140	670
Phenanthrene	26	330
Phenol	37	330
Pyrene	32	330

ug/L

Analyte	MDL	PQL
1,2,4-Trichlorobenzene	0.93	10
1,2-Dichlorobenzene	0.84	10
1,3-Dichlorobenzene	0.71	10
1,4-Dichlorobenzene	1.1	10
2,2´-oxybis(1-Chloropropane)	0.78	10
2,4,5-Trichlorophenol	0.26	20
2,4,6-Trichlorophenol	0.53	10
2,4-Dichlorophenol	0.57	10
2,4-Dimethylphenol	1.8	10
2,4-Dinitrophenol	3.5	20
2,4-Dinitrotoluene	0.41	10
2,6-Dinitrotoluene	0.52	10
2-Chloronaphthalene	0.81	10
2-Chlorophenol	0.61	10
2-Methylnaphthalene	0.94	10
2-Methylphenol	0.96	10
2-Nitroaniline	0.71	20
2-Nitrophenol	0.6	10
3,3´-Dichlorobenzidine	1.7	10
3-Nitroaniline	0.97	20
4,6-Dinitro-2-methylphenol	0.79	20
4-Bromophenyl-phenylether	0.54	10
4-Chloro-3-methylphenol	0.6	10
4-Chloroaniline	2	10
4-Chlorophenyl-phenylether	0.41	10
4-Methylphenol	1.4	10
4-Nitroaniline	0.96	20
4-Nitrophenol	0.53	20
Acenaphthene	0.65	10
Acenaphthylene	0.42	10
Anthracene	0.48	10
Benzo(a)anthracene	0.4	10
Benzo(a)pyrene	1.2	10
Benzo(b)fluoranthene	0.94	10
Benzo(g,h,i)perylene	0.39	10
Benzo(k)fluoranthene	1.2	10
Bis(2-chloroethoxy)methane	1.1	10
Bis(2-chloroethyl)ether	0.75	10
Bis(2-ethylhexyl)phthalate	1.3	10
Butylbenzylphthalate	0.32	10
Carbazole	0.64	10
Chrysene	0.42	10
Di-n-butylphthalate	0.48	10
Di-n-octylphthalate	0.47	10
Dibenzo(a,h)anthracene	0.44	10
Dibenzofuran	0.52	10
Diethylphthalate	0.45	10
Dimethylphthalate	0.37	10
Fluoranthene	0.33	10
Fluorene	0.44	10

Hexachlorobenzene	0.44	10
Hexachlorobutadiene	0.75	10
Hexachlorocyclopentadiene	1	10
Hexachloroethane	0.55	10
Indeno(1,2,3-cd)pyrene	0.38	10
Isophorone	0.47	10
N-Nitroso-di-n-propylamine	0.63	10
N-Nitrosodiphenylamine	1.1	10
Naphthalene	0.96	10
Nitrobenzene	1.6	10
Pentachlorophenol	1.7	20
Phenanthrene	0.45	10
Phenol	0.75	10
Pyrene	0.44	10

ug/Kg

Analyte	MDL	PQL
4,4´-DDD	0.22	3.3
4,4´-DDE	0.25	3.3
4,4´-DDT	0.33	3.3
Aldrin	0.11	1.7
alpha-BHC	0.056	1.7
alpha-Chlordane	0.087	1.7
beta-BHC	0.063	1.7
delta-BHC	0.12	1.7
Dieldrin	0.16	3.3
Endosulfan I	0.06	1.7
Endosulfan II	0.15	3.3
Endosulfan sulfate	0.13	3.3
Endrin	0.14	3.3
Endrin aldehyde	0.23	3.3
Endrin ketone	0.12	3.3
gamma-BHC (Lindane)	0.055	1.7
gamma-Chlordane	0.21	1.7
Heptachlor	0.072	1.7
Heptachlor epoxide	0.16	1.7
Methoxychlor	0.88	17
Toxaphene	8.8	170

ug/L

Analyte	MDL	PQL
4,4´-DDD	0.0064	0.1
4,4´-DDE	0.0056	0.1
4,4´-DDT	0.007	0.1
Aldrin	0.0043	0.05
alpha-BHC	0.0018	0.05
alpha-Chlordane	0.0024	0.05
beta-BHC	0.002	0.05
delta-BHC	0.0027	0.05
Dieldrin	0.0056	0.1
Endosulfan I	0.0029	0.05
Endosulfan II	0.0031	0.1
Endosulfan sulfate	0.0045	0.1
Endrin	0.0035	0.1
Endrin aldehyde	0.015	0.1
Endrin ketone	0.0046	0.1
gamma-BHC (Lindane)	0.0019	0.05
gamma-Chlordane	0.0026	0.05
Heptachlor	0.0039	0.05
Heptachlor epoxide	0.0028	0.05
Methoxychlor	0.031	0.5
Toxaphene	0.14	5

ug/Kg

Analyte	MDL	PQL
Aroclor-1016	2.5	33
Aroclor-1221	4.4	33
Aroclor-1232	2.4	33
Aroclor-1242	2.5	33
Aroclor-1248	3.8	33
Aroclor-1254	4.4	33
Aroclor-1260	1.8	33

ug/L

Analyte	MDL	PQL
Aroclor-1016	0.119	1
Aroclor-1221	0.095	1
Aroclor-1232	0.185	1
Aroclor-1242	0.03	1
Aroclor-1248	0.063	1
Aroclor-1254	0.204	1
Aroclor-1260	0.105	1

5A - FORM V VOA
VOLATILE ORGANIC INSTRUMENT
PERFORMANCE CHECK
BROMOFLUOROBENZENE (BFB)

EPA SAMPLE NO.
BFB1J

Lab Name: MITKEM LABORATORIES Contract:

Lab Code: MITKEM Case No.: J1865 Mod. Ref No.: SDG No.: SJ1865

Lab File ID: V1L7121.D BFB Injection Date: 10/06/2010

Instrument ID: V1 BFB Injection Time: 9:21

GC Column: DB-624 ID: 0.25 (mm)

m/e	ION ABUNDANCE CRITERIA	% RELATIVE ABUNDANCE
50	15.0 - 40.0% of mass 95	18.5
75	30.0 - 60.0% of mass 95	33.3
95	Base peak, 100% relative abundance	100.0
96	5.0 - 9.0% of mass 95	6.5
173	Less than 2.0% of mass 174	0.0 (0.0)1
174	50.0 - 100.0% of mass 95	94.3
175	5.0 - 9.0% of mass 174	7.0 (7.4)1
176	95.0 - 101.0% of mass 174	94.0 (99.7)1
177	5.0 - 9.0% of mass 176	6.6 (7.0)2

1 - Value is % mass 174 2 - Value is % mass 176

	EPA SAMPLE NO.	LAB SAMPLE ID	LAB FILE ID	DATE ANALYZED	TIME ANALYZED
01	VSTD0501J	VSTD0501J	V1L7122.D	10/06/2010	10:00
02	LCS-54583	LCS-54583	V1L7123.D	10/06/2010	10:39
03	MB-54583	MB-54583	V1L7125.D	10/06/2010	11:46
04	690-SB-29 ()8.0'-10.4') MS	J1865-20BMS	V1L7129.D	10/06/2010	13:46
05	690-SB-29 ()8.0'-10.4') MSD	J1865-20BMSD	V1L7130.D	10/06/2010	14:17

P0079
revised 1/6/11 (KC)

Data File: \\avogadro\organics\V1.I\101006.B\V1L7121.D

Date : 06-OCT-2010 09:21

Client ID: VSTD0501J

Instrument: V1.i

Sample Info: 5ML,VSTD0501J,VSTD0501J

Volume Injected (uL): 2.0

Operator: SZ SRC: SZ

Column phase: DB-624

Column diameter: 0.25

1 bfb

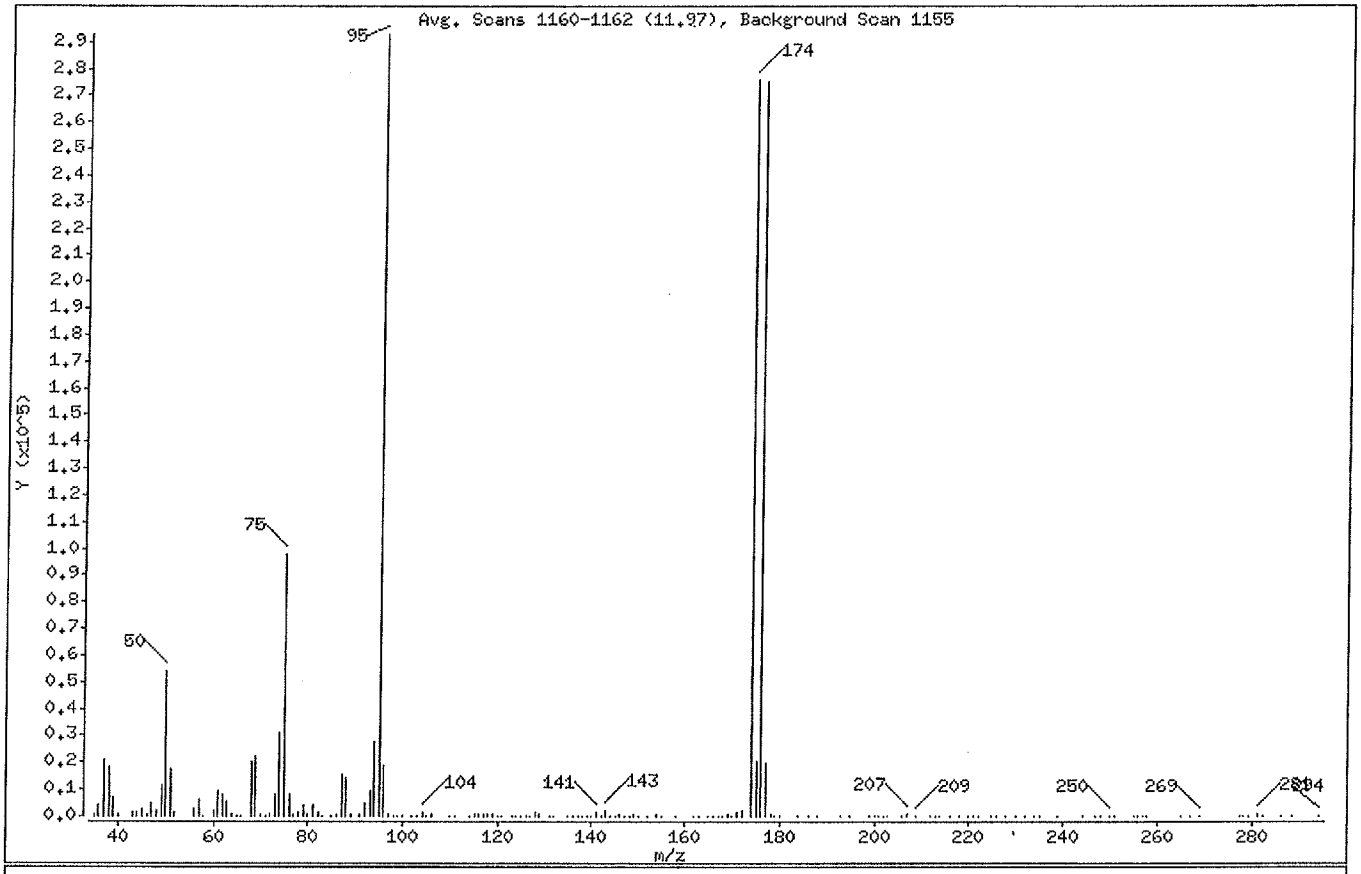

m/e	ION ABUNDANCE CRITERIA	% RELATIVE ABUNDANCE
95	Base Peak, 100% relative abundance	100.00
50	15.00 - 40.00% of mass 95	18.50
75	30.00 - 60.00% of mass 95	33.33
96	5.00 - 9.00% of mass 95	6.51
173	Less than 2.00% of mass 174	0.00 (0.00)
174	Greater than 50.00% of mass 95	94.33
175	5.00 - 9.00% of mass 174	6.95 (7.37)
176	95.00 - 101.00% of mass 174	94.03 (99.68)
177	5.00 - 9.00% of mass 176	6.57 (6.98)

p 0502
revised 1/6/11
KL

Data File: \\avogadro\organics\V1.I\101006.B\V1L7121.D

Date : 06-OCT-2010 09:21

Client ID: VSTD0501J

Instrument: V1.i

Sample Info: 5ML,VSTD0501J,VSTD0501J

Volume Injected (uL): 2.0

Operator: SZ SRC: SZ

Column phase: DB-624

Column diameter: 0.25

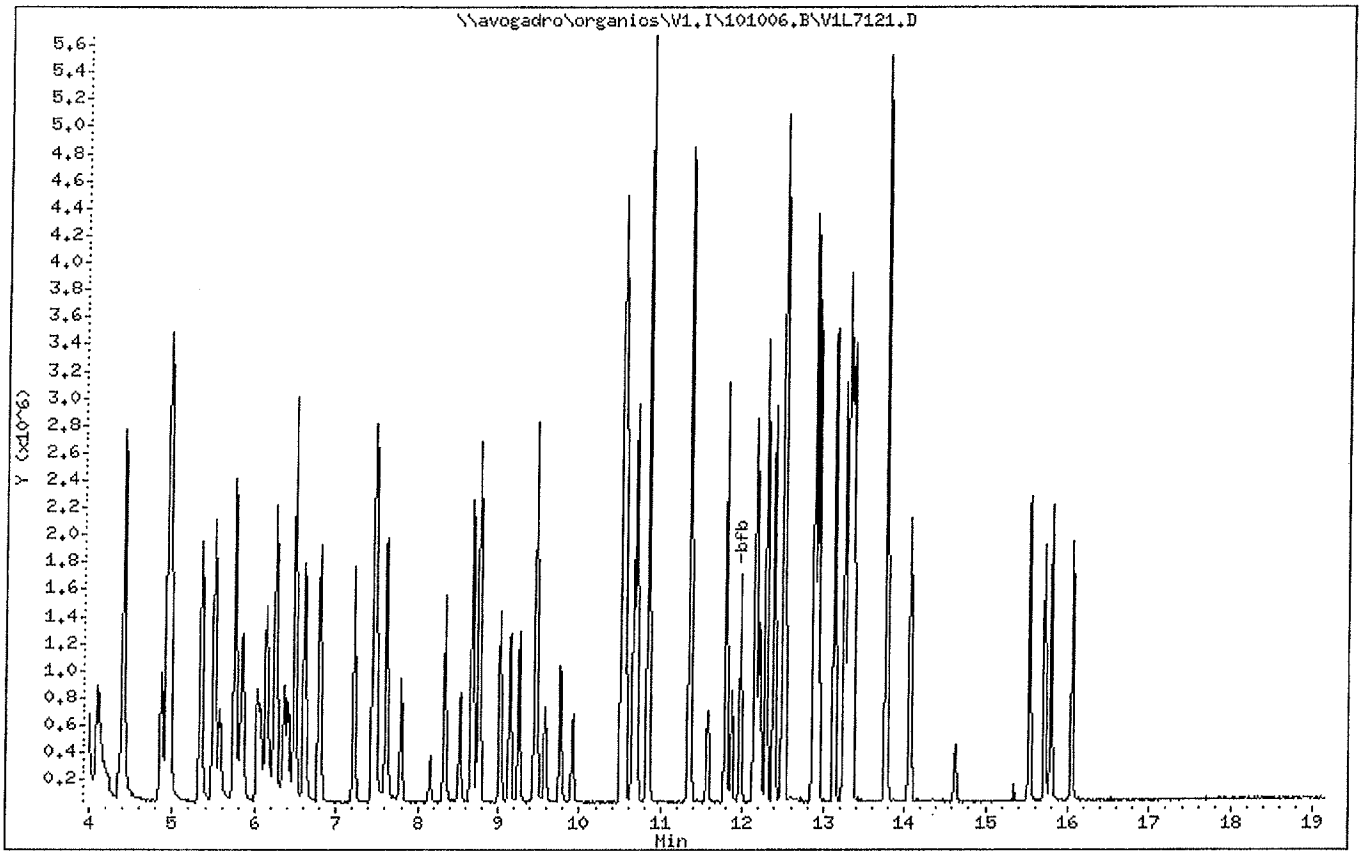

p 0503
revised 4/6/11
KY

Data File: \\avogadro\organics\V1.I\101006.B\V1L7121.D

Date : 06-OCT-2010 09:21

Client ID: VSTD0501J

Instrument: V1.i

Sample Info: 5ML,VSTD0501J,VSTD0501J

Volume Injected (uL): 2.0

Operator: SZ SRC: SZ

Column phase: DB-624

Column diameter: 0.25

Data File: V1L7121.D

Spectrum: Avg. Scans 1160-1162 (11.97), Background Scan 1155

Location of Maximum: 95.00

Number of points: 167

m/z	Y	m/z	Y	m/z	Y	m/z	Y
35.00	340	85.00	67	138.00	51	202.00	217
36.00	3728	86.00	559	139.00	3	203.00	78
37.00	21200	87.00	15380	140.00	286	206.00	62
38.00	18048	88.00	14401	141.00	1515	207.00	862
39.00	6776	89.00	457	142.00	292	209.00	304
40.00	817	91.00	715	143.00	1805	212.00	71
43.00	1211	92.00	4596	144.00	178	213.00	52
44.00	1599	93.00	9621	145.00	188	214.00	103
45.00	2677	94.00	27376	146.00	714	216.00	56
46.00	667	95.00	292480	147.00	306	218.00	62
47.00	4745	96.00	19032	148.00	229	220.00	88
48.00	2311	97.00	803	149.00	495	221.00	75
49.00	11251	98.00	16	150.00	68	222.00	163
50.00	54096	99.00	115	152.00	116	225.00	132
51.00	17392	100.00	54	154.00	511	226.00	97
52.00	1221	102.00	65	155.00	137	228.00	121
56.00	2449	103.00	119	158.00	275	230.00	60
57.00	5768	104.00	1091	162.00	175	232.00	87
58.00	118	105.00	136	163.00	77	234.00	75
60.00	2157	106.00	590	165.00	125	235.00	153
61.00	9146	110.00	260	166.00	184	239.00	124
62.00	8078	111.00	81	167.00	103	244.00	109
63.00	5363	114.00	171	168.00	161	247.00	93
64.00	502	115.00	368	169.00	429	248.00	64
65.00	168	116.00	444	170.00	74	250.00	252
66.00	320	117.00	461	171.00	1592	251.00	56
68.00	20048	118.00	658	172.00	1824	255.00	77
69.00	22344	119.00	986	174.00	275904	256.00	64
70.00	841	120.00	51	175.00	20336	257.00	60
71.00	284	121.00	259	176.00	275008	258.00	125
72.00	989	123.00	196	177.00	19208	265.00	56
73.00	7994	124.00	263	178.00	453	267.00	132
74.00	31312	125.00	57	179.00	141	269.00	252
75.00	97488	126.00	59	180.00	118	277.00	61
76.00	8076	127.00	69	184.00	72	278.00	103

PO 504
revised 1/6/11 KC

Data File: \\avogadro\organics\V1.I\101006.B\V1L7121.D

Date : 06-OCT-2010 09:21

Client ID: VSTD0501J

Instrument: V1.i

Sample Info: 5ML,VSTD0501J,VSTD0501J

Volume Injected (uL): 2.0

Operator: SZ SRC: SZ

Column phase: DB-624

Column diameter: 0.25

Data File: V1L7121.D

Spectrum: Avg. Scans 1160-1162 (11.97), Background Scan 1155

Location of Maximum: 95.00

Number of points: 167

m/z	Y	m/z	Y	m/z	Y	m/z	Y
77.00	763	128.00	1153	186.00	53	279.00	54
78.00	1630	129.00	675	188.00	95	281.00	403
79.00	4287	131.00	182	193.00	64	282.00	81
80.00	679	132.00	115	195.00	208	286.00	58
81.00	3773	135.00	243	199.00	84	288.00	58
82.00	1061	136.00	135	200.00	157	294.00	70
83.00	208	137.00	95	201.00	57		

p0505
revised 1/6/11 KL

Report Date:
06-Jan-11 15:11

☑ Final Report
☐ Re-Issued Report
☐ Revised Report

MITKEM LABORATORIES

A DIVISION OF SPECTRUM ANALYTICAL, INC. Featuring HANIBAL TECHNOLOGY

Laboratory Report

LaBella Associates
300 State Street, Suite 201
Rochester, NY 14614

Work Order: J1865
Project : 690 Saint Paul Street
Project #: 208492

Attn: Dan Noll

Laboratory ID	Client Sample ID	Matrix	Date Sampled	Date Received
J1865-01	690-SB-24 (0.4'-3.5')-O	Soil	22-Sep-10 09:45	25-Sep-10 08:40
J1865-02	690-SB-25 (8.0'-10.7')-O	Soil	22-Sep-10 08:30	25-Sep-10 08:40
J1865-03	690-SB-27 (8.0'-10.5')-O	Soil	22-Sep-10 08:00	25-Sep-10 08:40
J1865-04	690-SB-58 (4.0'-7.3')-O	Soil	23-Sep-10 09:15	25-Sep-10 08:40
J1865-05	690-SB-89-O	Soil	22-Sep-10 17:00	25-Sep-10 08:40
J1865-06	690-SB-90	Soil	22-Sep-10 13:00	25-Sep-10 08:40
J1865-07	690-SB-97 (3.0'-4.1')-O	Soil	22-Sep-10 14:30	25-Sep-10 08:40
J1865-08	690-SB-97-O	Aqueous	22-Sep-10 14:35	25-Sep-10 08:40
J1865-09	690-SB-63 (4.0'-6.3')-O	Soil	23-Sep-10 11:30	25-Sep-10 08:40
J1865-10	690-SB-63 (4.0'-6.3')-D	Soil	23-Sep-10 17:00	25-Sep-10 08:40
J1865-11	690-SB-59 (0.4'-4.0')-O	Soil	23-Sep-10 12:00	25-Sep-10 08:40
J1865-12	690-SB-93 1-0	Aqueous	22-Sep-10 09:30	25-Sep-10 08:40
J1865-13	690-SB-101 (4.0'-5.8')	Soil	22-Sep-10 10:00	25-Sep-10 08:40
J1865-14	690-SB-60 (2.5'-4.0')-O	Soil	23-Sep-10 14:00	25-Sep-10 08:40
J1865-15	690-SB-57 (0.4'-1.0')-O	Soil	23-Sep-10 12:50	25-Sep-10 08:40
J1865-16	690-SB-71 (8.0'-11.3')-O	Soil	23-Sep-10 15:00	25-Sep-10 08:40
J1865-17	690-SB-73 (0.4'-4.0')-O	Soil	23-Sep-10 16:20	25-Sep-10 08:40
J1865-18	690-SB-30 (8.0'-10.7')-O	Soil	24-Sep-10 09:00	25-Sep-10 08:40
J1865-19	690-SB-30 (8.0'-10.7')-D	Soil	24-Sep-10 09:00	25-Sep-10 08:40
J1865-20	690-SB-29 ()8.0'-10.4')	Soil	24-Sep-10 09:30	25-Sep-10 08:40
J1865-21	690-SB-107 (12.0'-12.1')-O	Soil	24-Sep-10 10:00	25-Sep-10 08:40
J1865-22	690-SB-22 (2.0'-3.2')-O	Soil	24-Sep-10 11:00	25-Sep-10 08:40
J1865-23	690-SB-62 (6.2'-7.8')-O	Soil	24-Sep-10 12:00	25-Sep-10 08:40
J1865-24	690-SB-61 (6.3'-8.0')-O	Soil	24-Sep-10 12:30	25-Sep-10 08:40
J1865-25	690-SB-69 (6.0'-8.0')-O	Soil	24-Sep-10 13:30	25-Sep-10 08:40
J1865-26	690-SB-68 (9.5'-10.8')-O	Soil	24-Sep-10 14:15	25-Sep-10 08:40
J1865-27	690-SB-74 (6.5'-7.0')-O	Soil	24-Sep-10 14:45	25-Sep-10 08:40
J1865-28	690-FIELD BLANK-1-O	Aqueous	23-Sep-10 10:00	25-Sep-10 08:40
J1865-29	690-FIELD BLANK-2-O	Aqueous	24-Sep-10 16:00	25-Sep-10 08:40
J1865-30	690-SB-96 (4.0'-4.5')	Soil	22-Sep-10 16:50	25-Sep-10 08:40
J1865-31	690-SB-97 (3.0'-4.7')	Soil	22-Sep-10 10:30	25-Sep-10 08:40
J1865-32	SB-106	Aqueous	23-Sep-10 15:30	25-Sep-10 08:40

Report Date:
06-Jan-11 15:11

☑ Final Report
☐ Re-Issued Report
☐ Revised Report

MITKEM LABORATORIES

A DIVISION OF SPECTRUM ANALYTICAL, INC. Featuring HANIBAL TECHNOLOGY

Laboratory Report

LaBella Associates
300 State Street, Suite 201
Rochester, NY 14614

Work Order: J1865
Project : 690 Saint Paul Street
Project #: 208492

Attn: Dan Noll

Laboratory ID	Client Sample ID	Matrix	Date Sampled	Date Received

I attest that the information contained within the report has been reviewed for accuracy and checked against the quality control requirements for each method. The results relate only to the samples(s) as recevied. This report may not be reproduced, except in full, without written approval from Mitkem Laboratories.

All applicable NELAC or USEPA CLP requirments have been meet.

Mitkem Laboratories is accredited under the National Environmental Laboratory Approval Program (NELAP) and is certified by several States, as well as USEPA and US Department of Defense. The current list of our laboratory approvals and certifications is available on the Certifications page our web site at www.mitkem.com.

Please contact the Laboratory or Technical Director at 401-732-3400 with any questions regarding the data contained in the laboratory report.

Department of Defense	N/A
Connecticut	PH-0153
Delaware	N/A
Maine	2007037
Massachusetts	M-RI907
New Hampshire	2631
New Jersey	RI001
New York	11522
North Carolina	581
Pennsylvania	68-00520
Rhode Island	LAI00301
Texas	T104704422-08-TX
USDA	P330-08-00023
USEPA - ISM	EP-W-09-039
USEPA - SOM	EP-W-05-030

Authorized by:

Yihai Ding
Laboratory Director

Technical Reviewer's Initials:

Data File: \\Avogadro\Organics\V1.I\100928A.B\V1L6849.D
Report Date: 12-Oct-2010 11:53

Mitkem Laboratories

Method 8260 Water and Medium Soil

Data file : \\Avogadro\Organics\V1.I\100928A.B\V1L6849.D
Lab Smp Id: VSTD0051Z Client Smp ID: VSTD0051Z
Inj Date : 28-SEP-2010 11:26
Operator : SZ SRC: SZ Inst ID: V1.i
Smp Info : 5ML,VSTD0051Z,VSTD0051Z
Misc Info :
Comment :
Method : \\Avogadro\Organics\V1.I\100928A.B\v18260Gadd.m
Meth Date : 12-Oct-2010 11:53 yding Quant Type: ISTD
Cal Date : 28-SEP-2010 11:26 Cal File: V1L6849.D
Als bottle: 100 Calibration Sample, Level: 1
Dil Factor: 1.00000
Integrator: HP RTE Compound Sublist: all.sub
Target Version: 4.14

Concentration Formula: Amt * DF * Uf * 5/Vo * CpndVariable

Name	Value	Description
DF	1.000	Dilution Factor
Uf	1.000	ng unit correction factor
Vo	5.000	Sample Volume purged (mL)
Cpnd Variable		Local Compound Variable

Compounds	QUANT SIG MASS	RT	EXP RT	REL RT	RESPONSE	AMOUNTS CAL-AMT (ug/L)	ON-COL (ug/L)
1 Dichlorodifluoromethane	85	1.801	1.801	(0.265)	20743	5.00000	4(a)
2 Freon114	85	1.978	1.968	(0.291)	47324	5.00000	4(a)
3 Chloromethane	50	2.017	2.017	(0.297)	125946	5.00000	5
4 Vinyl Chloride	62	2.155	2.155	(0.317)	79542	5.00000	4(a)
5 Bromomethane	94	2.569	2.559	(0.378)	60374	5.00000	6
6 Chloroethane	64	2.697	2.687	(0.397)	53028	5.00000	5
7 Trichlorofluoromethane	101	3.002	2.982	(0.442)	75049	5.00000	4(a)
126 Ethanol	46	3.199	3.199	(0.471)	42526	500.000	470(aA)
8 Ether	59	3.317	3.307	(0.488)	89640	5.00000	5
9 Acrolein	56	3.455	3.445	(0.509)	16450	25.0000	17(a)
10 1,1-Dichloroethene	96	3.583	3.583	(0.527)	105509	5.00000	5
11 1,1,2-Trichloro-1,2,2-Trifluo	101	3.603	3.593	(0.530)	78007	5.00000	4(a)
12 Acetone	58	3.642	3.612	(0.536)	15080	5.00000	5
13 Iodomethane	142	3.750	3.750	(0.552)	173259	5.00000	4(a)
14 Carbon Disulfide	76	3.819	3.809	(0.562)	246849	5.00000	4(a)
15 Acetonitrile	41	3.967	3.957	(0.584)	369836	50.0000	40(a)
16 Allyl Chloride	39	3.957	3.957	(0.583)	154883	5.00000	4(a)
17 Methyl Acetate	43	3.996	3.987	(0.588)	114290	5.00000	4(a)
19 tert-Butanol	59	4.223	4.223	(0.622)	24816	10.0000	12
18 Methylene Chloride	84	4.115	4.115	(0.606)	98349	5.00000	5
20 Acrylonitrile	53	4.371	4.361	(0.643)	35660	5.00000	4(a)
21 trans-1,2-Dichloroethene	96	4.400	4.400	(0.648)	99309	5.00000	5
22 Methyl tert-butyl ether	73	4.410	4.400	(0.649)	235200	5.00000	5

Revised K
0408 1/19/11

Data File: \\Avogadro\Organics\V1.I\100928A.B\V1L6849.D
Report Date: 12-Oct-2010 11:53

	Compounds	QUANT SIG MASS	RT	EXP RT	REL RT	RESPONSE	AMOUNTS CAL-AMT (ug/L)	ON-COL (ug/L)
	23 1,1-Dichloroethane	63	4.863	4.863	(0.716)	164214	5.00000	5
	24 Vinyl acetate	43	4.922	4.922	(0.725)	553124	5.00000	5
	25 Diisopropyl Ether	45	4.942	4.942	(0.728)	501432	5.00000	5
	26 2-Chloro-1,3-Butadiene	53	4.971	4.961	(0.732)	152354	5.00000	5
	27 Ethyl tert-butyl ether	59	5.345	5.345	(0.787)	322385	5.00000	5
	28 cis-1,2-Dichloroethene	96	5.493	5.493	(0.809)	94620	5.00000	5
	29 2,2-Dichloropropane	77	5.503	5.503	(0.810)	46777	5.00000	5
	30 2-Butanone	72	5.532	5.503	(0.814)	12877	5.00000	5
	32 Propionitrile	54	5.572	5.562	(0.820)	172111	50.0000	50
	33 Methacrylonitrile	41	5.739	5.739	(0.845)	216687	10.0000	10
	34 Bromochloromethane	128	5.759	5.759	(0.848)	60962	5.00000	4 (a)
	31 Tetrahydrofuran	72	5.828	5.818	(0.858)	21610	10.0000	10
	35 Chloroform	83	5.847	5.847	(0.861)	126262	5.00000	4 (a)
$	36 Dibromofluoromethane	113	6.025	6.025	(0.887)	907666	50.0000	50
	37 1,1,1-Trichloroethane	97	6.074	6.064	(0.894)	77344	5.00000	5
	38 Cyclohexane	56	6.133	6.143	(0.903)	173833	5.00000	5
	39 1,1-Dichloropropene	110	6.251	6.251	(0.920)	43979	5.00000	5
	40 Carbon Tetrachloride	117	6.251	6.261	(0.920)	78908	5.00000	4 (a)
	41 Isobutyl Alcohol	43	6.369	6.359	(0.938)	123859	100.000	86 (a)
$	42 1,2-Dichloroethane-d4	102	6.409	6.409	(0.943)	183165	50.0000	49
	43 Benzene	78	6.487	6.487	(0.955)	298316	5.00000	5
	44 1,2-Dichloroethane	62	6.487	6.497	(0.955)	94569	5.00000	4 (a)
	45 tert-Amyl methyl ether	73	6.615	6.606	(0.974)	227207	5.00000	5
M	50 1,2-Dichloroethene (Total)	96				193929	10.0000	(a)
*	46 Fluorobenzene	96	6.793	6.793	(1.000)	2819642	50.0000	
	47 Trichloroethene	130	7.226	7.216	(1.064)	110922	5.00000	5
	48 Methylcyclohexane	83	7.462	7.452	(1.099)	84083	5.00000	4 (a)
	49 1,2-Dichloropropane	63	7.482	7.472	(1.101)	94865	5.00000	5
	51 Methyl Methacrylate	69	7.610	7.610	(1.120)	66757	5.00000	5
	52 Dibromomethane	93	7.610	7.610	(1.120)	54137	5.00000	4 (a)
	53 1,4-Dioxane	88	7.630	7.639	(1.123)	10490	100.000	180
	54 Bromodichloromethane	83	7.797	7.797	(1.148)	99509	5.00000	5
	55 2-Chloroethyl vinyl ether	63	8.151	8.161	(1.200)	39606	5.00000	4 (a)
	56 cis-1,3-Dichloropropene	75	8.339	8.339	(1.228)	115216	5.00000	4 (a)
	57 4-Methyl-2-pentanone	43	8.526	8.526	(1.255)	142776	5.00000	4 (a)
$	58 Toluene-d8	98	8.683	8.683	(0.826)	2573190	50.0000	50
	59 Toluene	91	8.762	8.762	(1.290)	326248	5.00000	5
	60 trans-1,3-Dichloropropene	75	9.018	9.028	(1.328)	104110	5.00000	4 (a)
	61 Ethyl Methacrylate	69	9.146	9.146	(1.346)	94300	5.00000	4 (a)
	62 1,1,2-Trichloroethane	97	9.244	9.254	(1.361)	74983	5.00000	5
	63 Tetrachloroethene	164	9.451	9.461	(0.899)	73869	5.00000	5
	64 1,3-Dichloropropane	76	9.471	9.471	(0.901)	114575	5.00000	5
	65 2-Hexanone	43	9.579	9.579	(0.911)	113909	5.00000	4 (a)
	66 Dibromochloromethane	129	9.766	9.766	(0.929)	107123	5.00000	5
	67 1,2-Dibromoethane	107	9.914	9.914	(0.943)	91556	5.00000	5
	69 1-Chlorohexane	91	10.692	10.692	(1.017)	321910	5.00000	5
*	68 Chlorobenzene-d5	117	10.515	10.515	(1.000)	2339899	50.0000	
	70 Chlorobenzene	112	10.554	10.554	(1.004)	232239	5.00000	5
	71 1,1,1,2-Tetrachloroethane	131	10.652	10.662	(1.013)	97074	5.00000	5
	72 Ethylbenzene	106	10.692	10.702	(1.017)	113766	5.00000	5
	73 m,p-Xylene	106	10.839	10.849	(1.031)	283782	10.0000	10
	74 o-Xylene	106	11.342	11.342	(1.079)	137613	5.00000	5
	75 Styrene	104	11.351	11.351	(1.080)	226273	5.00000	4 (a)
	76 Bromoform	173	11.568	11.578	(1.100)	53773	5.00000	4 (a)

Revised
0409 KC
1/19/11

Data File: \\Avogadro\Organics\V1.I\100928A.B\V1L6849.D
Report Date: 12-Oct-2010 11:53

		Compounds	QUANT SIG MASS	RT	EXP RT	REL RT	RESPONSE	AMOUNTS CAL-AMT (ug/L)	AMOUNTS ON-COL (ug/L)
	77	Isopropylbenzene	105	11.785	11.795	(1.121)	302936	5.00000	5
	78	trans-1,4-Dichloro-2-butene	75	11.863	11.863	(1.128)	31968	5.00000	4
$	79	Bromofluorobenzene	95	11.972	11.972	(1.139)	1006730	50.0000	49
	80	1,1,2,2-Tetrachloroethane	83	12.129	12.139	(0.910)	95441	5.00000	5
	81	Bromobenzene	156	12.149	12.159	(0.911)	89383	5.00000	4(a)
	82	1,2,3-Trichloropropane	75	12.198	12.198	(0.915)	111211	5.00000	5
	83	n-Propylbenzene	120	12.287	12.287	(0.922)	91308	5.00000	5
	84	2-Chlorotoluene	126	12.385	12.385	(0.929)	91283	5.00000	5
	85	1,3,5-Trimethylbenzene	105	12.494	12.494	(0.937)	229618	5.00000	5
	86	4-Chlorotoluene	126	12.503	12.513	(0.938)	92091	5.00000	5
M	94	Xylene (Total)	106				421395	15.0000	(a)
	87	tert-Butylbenzene	119	12.878	12.878	(0.966)	253844	5.00000	4(a)
	88	1,2,4-Trimethylbenzene	105	12.927	12.937	(0.970)	232054	5.00000	5
	89	sec-Butylbenzene	105	13.134	13.134	(0.985)	262948	5.00000	5
	90	1,3-Dichlorobenzene	146	13.252	13.252	(0.994)	170418	5.00000	5
	91	4-Isopropyltoluene	119	13.291	13.301	(0.997)	230540	5.00000	5
*	92	1,4-Dichlorobenzene-d4	152	13.331	13.331	(1.000)	1171584	50.0000	
	93	1,4-Dichlorobenzene	146	13.350	13.360	(1.001)	175774	5.00000	5
	95	n-Butylbenzene	91	13.754	13.764	(1.032)	156172	5.00000	4(a)
	96	1,2-Dichlorobenzene	146	13.774	13.774	(1.033)	158030	5.00000	5
	97	Hexachloroethane	117	14.069	14.069	(1.055)	49289	5.00000	5
	98	1,2-Dibromo-3-chloropropane	75	14.620	14.630	(1.097)	9408	5.00000	4(a)
	99	1,2,4-Trichlorobenzene	180	15.526	15.536	(1.165)	70456	5.00000	5
	100	Hexachlorobutadiene	225	15.713	15.713	(1.179)	19710	5.00000	5
	101	Naphthalene	128	15.792	15.792	(1.185)	226656	5.00000	5
	102	1,2,3-Trichlorobenzene	180	16.048	16.058	(1.204)	53395	5.00000	6

QC Flag Legend

a - Target compound detected but, quantitated amount Below Limit Of Quantitation(BLOQ).
A - Target compound detected but, quantitated amount exceeded maximum amount.

Revised
0410 KL
4/19/11

Data File: \\Avogadro\Organics\V1.I\100928A.B\V1L6842.D
Report Date: 12-Oct-2010 11:53

Mitkem Laboratories

Method 8260 Water and Medium Soil

Data file : \\Avogadro\Organics\V1.I\100928A.B\V1L6842.D
Lab Smp Id: VSTD0201Z Client Smp ID: VSTD0201Z
Inj Date : 28-SEP-2010 07:55
Operator : SZ SRC: SZ Inst ID: V1.i
Smp Info : 5ML,VSTD0201Z,VSTD0201Z
Misc Info :
Comment :
Method : \\Avogadro\Organics\V1.I\100928A.B\v18260Gadd.m
Meth Date : 12-Oct-2010 11:53 yding Quant Type: ISTD
Cal Date : 28-SEP-2010 07:55 Cal File: V1L6842.D
Als bottle: 100 Calibration Sample, Level: 2
Dil Factor: 1.00000
Integrator: HP RTE Compound Sublist: all.sub
Target Version: 4.14

Concentration Formula: Amt * DF * Uf * 5/Vo * CpndVariable

Name	Value	Description
DF	1.000	Dilution Factor
Uf	1.000	ng unit correction factor
Vo	5.000	Sample Volume purged (mL)
Cpnd Variable		Local Compound Variable

Compounds	QUANT SIG MASS	RT	EXP RT	REL RT	RESPONSE	AMOUNTS CAL-AMT (ug/L)	AMOUNTS ON-COL (ug/L)
1 Dichlorodifluoromethane	85	1.815	1.801	(0.267)	127087	20.0000	23
2 Freon114	85	1.963	1.968	(0.289)	267430	20.0000	27
3 Chloromethane	50	2.012	2.017	(0.296)	588226	20.0000	23
4 Vinyl Chloride	62	2.150	2.155	(0.316)	429110	20.0000	24
5 Bromomethane	94	2.554	2.559	(0.376)	236619	20.0000	22
6 Chloroethane	64	2.682	2.687	(0.395)	225914	20.0000	21
7 Trichlorofluoromethane	101	2.977	2.982	(0.438)	406476	20.0000	21
126 Ethanol	46	3.194	3.199	(0.470)	201900	2000.00	2100 (aAQ)
8 Ether	59	3.302	3.307	(0.486)	422100	20.0000	23 (T)
9 Acrolein	56	3.440	3.445	(0.506)	131863	100.000	94
10 1,1-Dichloroethene	96	3.568	3.583	(0.525)	445789	20.0000	23
11 1,1,2-Trichloro-1,2,2-Trifluo	101	3.588	3.593	(0.528)	433595	20.0000	25
12 Acetone	58	3.617	3.612	(0.532)	78007	20.0000	25 (Q)
13 Iodomethane	142	3.745	3.750	(0.551)	1022208	20.0000	24
14 Carbon Disulfide	76	3.804	3.809	(0.560)	1303615	20.0000	23
15 Acetonitrile	41	3.962	3.957	(0.583)	2241195	200.000	240 (A)
16 Allyl Chloride	39	3.962	3.957	(0.583)	877579	20.0000	24
17 Methyl Acetate	43	3.991	3.987	(0.587)	666779	20.0000	25
19 tert-Butanol	59	4.237	4.223	(0.623)	90159	40.0000	48
18 Methylene Chloride	84	4.109	4.115	(0.605)	443476	20.0000	24
20 Acrylonitrile	53	4.365	4.361	(0.642)	235868	20.0000	24
21 trans-1,2-Dichloroethene	96	4.405	4.400	(0.648)	423533	20.0000	23
22 Methyl tert-butyl ether	73	4.405	4.400	(0.648)	1051504	20.0000	23

Revised
0412
KC 1/19/11

Data File: \\Avogadro\Organics\V1.I\100928A.B\V1L6842.D
Report Date: 12-Oct-2010 11:53

	Compounds	QUANT SIG MASS	RT	EXP RT	REL RT	RESPONSE	AMOUNTS CAL-AMT (ug/L)	AMOUNTS ON-COL (ug/L)
	23 1,1-Dichloroethane	63	4.858	4.863	(0.715)	756115	20.0000	24
	24 Vinyl acetate	43	4.927	4.922	(0.725)	2766963	20.0000	24
	25 Diisopropyl Ether	45	4.946	4.942	(0.728)	2472910	20.0000	24
	26 2-Chloro-1,3-Butadiene	53	4.966	4.961	(0.731)	765694	20.0000	23
	27 Ethyl tert-butyl ether	59	5.350	5.345	(0.787)	1558591	20.0000	24
	28 cis-1,2-Dichloroethene	96	5.498	5.493	(0.809)	446857	20.0000	24
	29 2,2-Dichloropropane	77	5.508	5.503	(0.810)	247284	20.0000	28
	30 2-Butanone	72	5.517	5.503	(0.812)	54448	20.0000	23
	32 Propionitrile	54	5.577	5.562	(0.820)	797345	200.000	250 (A)
	33 Methacrylonitrile	41	5.744	5.739	(0.845)	978750	40.0000	47
	34 Bromochloromethane	128	5.764	5.759	(0.848)	317039	20.0000	24
	31 Tetrahydrofuran	72	5.823	5.818	(0.857)	100655	40.0000	45
	35 Chloroform	83	5.852	5.847	(0.861)	659849	20.0000	24
$	36 Dibromofluoromethane	113	6.029	6.025	(0.887)	925916	50.0000	48
	37 1,1,1-Trichloroethane	97	6.069	6.064	(0.893)	404213	20.0000	28
	38 Cyclohexane	56	6.138	6.143	(0.903)	805858	20.0000	25
	39 1,1-Dichloropropene	110	6.246	6.251	(0.919)	233869	20.0000	25
	40 Carbon Tetrachloride	117	6.256	6.261	(0.920)	442050	20.0000	25
	41 Isobutyl Alcohol	43	6.364	6.359	(0.936)	733316	400.000	540 (A)
$	42 1,2-Dichloroethane-d4	102	6.413	6.409	(0.944)	204460	50.0000	54
	43 Benzene	78	6.482	6.487	(0.954)	1437377	20.0000	23
	44 1,2-Dichloroethane	62	6.492	6.497	(0.955)	511867	20.0000	24
	45 tert-Amyl methyl ether	73	6.610	6.606	(0.972)	1151120	20.0000	24
M	50 1,2-Dichloroethene (Total)	96				870390	40.0000	(a)
*	46 Fluorobenzene	96	6.797	6.793	(1.000)	2895812	50.0000	
	47 Trichloroethene	130	7.221	7.216	(1.062)	559289	20.0000	24
	48 Methylcyclohexane	83	7.457	7.452	(1.097)	508372	20.0000	26
	49 1,2-Dichloropropane	63	7.477	7.472	(1.100)	439942	20.0000	23
	51 Methyl Methacrylate	69	7.605	7.610	(1.119)	317180	20.0000	24
	52 Dibromomethane	93	7.615	7.610	(1.120)	273370	20.0000	23
	53 1,4-Dioxane	88	7.634	7.639	(1.123)	21648	400.000	400 (A)
	54 Bromodichloromethane	83	7.802	7.797	(1.148)	476430	20.0000	23
	55 2-Chloroethyl vinyl ether	63	8.156	8.161	(1.200)	215812	20.0000	24
	56 cis-1,3-Dichloropropene	75	8.333	8.339	(1.226)	594801	20.0000	24
	57 4-Methyl-2-pentanone	43	8.521	8.526	(1.253)	747633	20.0000	24
$	58 Toluene-d8	98	8.678	8.683	(0.825)	2705105	50.0000	53
	59 Toluene	91	8.757	8.762	(1.288)	1550505	20.0000	24
	60 trans-1,3-Dichloropropene	75	9.023	9.028	(1.327)	535403	20.0000	23
	61 Ethyl Methacrylate	69	9.141	9.146	(1.345)	503840	20.0000	24
	62 1,1,2-Trichloroethane	97	9.259	9.254	(1.362)	367818	20.0000	23
	63 Tetrachloroethene	164	9.456	9.461	(0.899)	375211	20.0000	26
	64 1,3-Dichloropropane	76	9.466	9.471	(0.900)	572928	20.0000	24
	65 2-Hexanone	43	9.574	9.579	(0.910)	607432	20.0000	26
	66 Dibromochloromethane	129	9.761	9.766	(0.928)	525258	20.0000	24
	67 1,2-Dibromoethane	107	9.909	9.914	(0.942)	474717	20.0000	27
	69 1-Chlorohexane	91	10.697	10.692	(1.017)	1613166	20.0000	25
*	68 Chlorobenzene-d5	117	10.519	10.515	(1.000)	2367854	50.0000	
	70 Chlorobenzene	112	10.549	10.554	(1.003)	1143631	20.0000	24
	71 1,1,1,2-Tetrachloroethane	131	10.657	10.662	(1.013)	471305	20.0000	24
	72 Ethylbenzene	106	10.697	10.702	(1.017)	544994	20.0000	24
	73 m,p-Xylene	106	10.844	10.849	(1.031)	1382330	40.0000	50
	74 o-Xylene	106	11.337	11.342	(1.078)	664891	20.0000	25
	75 Styrene	104	11.356	11.351	(1.080)	1209126	20.0000	25
	76 Bromoform	173	11.573	11.578	(1.100)	308602	20.0000	25

Revised

0413
KC
1/19/11

Data File: \\Avogadro\Organics\V1.I\100928A.B\V1L6842.D
Report Date: 12-Oct-2010 11:53

	Compounds	QUANT SIG MASS	RT	EXP RT	REL RT	RESPONSE	AMOUNTS CAL-AMT (ug/L)	ON-COL (ug/L)	
	77 Isopropylbenzene	105	11.789	11.795	(1.121)	1515375	20.0000	24	
	78 trans-1,4-Dichloro-2-butene	75	11.858	11.863	(1.127)	165522	20.0000	24	
$	79 Bromofluorobenzene	95	11.977	11.972	(1.139)	1046048	50.0000	52	
	80 1,1,2,2-Tetrachloroethane	83	12.144	12.139	(0.911)	481445	20.0000	25	
	81 Bromobenzene	156	12.154	12.159	(0.912)	480407	20.0000	24	
	82 1,2,3-Trichloropropane	75	12.193	12.198	(0.915)	530762	20.0000	24	
	83 n-Propylbenzene	120	12.292	12.287	(0.922)	435359	20.0000	23	
	84 2-Chlorotoluene	126	12.390	12.385	(0.930)	465694	20.0000	24	
	85 1,3,5-Trimethylbenzene	105	12.498	12.494	(0.938)	1174329	20.0000	24	
	86 4-Chlorotoluene	126	12.518	12.513	(0.939)	482010	20.0000	24	
M	94 Xylene (Total)	106				2047221	60.0000	(a)	
	87 tert-Butylbenzene	119	12.882	12.878	(0.967)	1427403	20.0000	24	
	88 1,2,4-Trimethylbenzene	105	12.932	12.937	(0.970)	1195672	20.0000	24	
	89 sec-Butylbenzene	105	13.138	13.134	(0.986)	1300997	20.0000	24	
	90 1,3-Dichlorobenzene	146	13.257	13.252	(0.995)	894289	20.0000	25	
	91 4-Isopropyltoluene	119	13.296	13.301	(0.998)	1214056	20.0000	24	
*	92 1,4-Dichlorobenzene-d4	152	13.325	13.331	(1.000)	1216798	50.0000		
	93 1,4-Dichlorobenzene	146	13.355	13.360	(1.002)	933950	20.0000	25	
	95 n-Butylbenzene	91	13.759	13.764	(1.033)	878764	20.0000	25	
	96 1,2-Dichlorobenzene	146	13.778	13.774	(1.034)	831335	20.0000	24	
	97 Hexachloroethane	117	14.074	14.069	(1.056)	237005	20.0000	24	
	98 1,2-Dibromo-3-chloropropane	75	14.635	14.630	(1.098)	62790	20.0000	28	
	99 1,2,4-Trichlorobenzene	180	15.541	15.536	(1.166)	330458	20.0000	26	
	100 Hexachlorobutadiene	225	15.718	15.713	(1.180)	104229	20.0000	28	
	101 Naphthalene	128	15.797	15.792	(1.185)	1304239	20.0000	37	
	102 1,2,3-Trichlorobenzene	180	16.053	16.058	(1.205)	264596	20.0000	43	

QC Flag Legend

T - Target compound detected outside RT window.
a - Target compound detected but, quantitated amount Below Limit Of Quantitation(BLOQ).
A - Target compound detected but, quantitated amount exceeded maximum amount.
Q - Qualifier signal failed the ratio test.

Revised
0414
KL
1/19/11

Data File: \\Avogadro\Organics\V1.I\100928A.B\V1L6841.D
Report Date: 12-Oct-2010 11:53

Mitkem Laboratories

Method 8260 Water and Medium Soil

Data file : \\Avogadro\Organics\V1.I\100928A.B\V1L6841.D
Lab Smp Id: VSTD0501Z Client Smp ID: VSTD0501Z
Inj Date : 28-SEP-2010 07:25
Operator : SZ SRC: SZ Inst ID: V1.i
Smp Info : 5ML,VSTD0501Z,VSTD0501Z
Misc Info :
Comment :
Method : \\Avogadro\Organics\V1.I\100928A.B\v18260Gadd.m
Meth Date : 12-Oct-2010 11:53 yding Quant Type: ISTD
Cal Date : 09-SEP-2010 15:33 Cal File: V1L6445.D
Als bottle: 100 Calibration Sample, Level: 3
Dil Factor: 1.00000
Integrator: HP RTE Compound Sublist: all.sub
Target Version: 4.14

Concentration Formula: Amt * DF * Uf * 5/Vo * CpndVariable

Name	Value	Description
DF	1.000	Dilution Factor
Uf	1.000	ng unit correction factor
Vo	5.000	Sample Volume purged (mL)
Cpnd Variable		Local Compound Variable

Compounds	QUANT SIG MASS	RT	EXP RT	REL RT	RESPONSE	AMOUNTS CAL-AMT (ug/L)	ON-COL (ug/L)
1 Dichlorodifluoromethane	85	1.801	1.801	(0.265)	284486	50.0000	51
2 Freon114	85	1.968	1.968	(0.290)	519798	50.0000	47
3 Chloromethane	50	2.017	2.017	(0.297)	1321006	50.0000	49
4 Vinyl Chloride	62	2.155	2.155	(0.317)	922851	50.0000	49
5 Bromomethane	94	2.559	2.559	(0.377)	552497	50.0000	48
6 Chloroethane	64	2.687	2.687	(0.396)	549973	50.0000	49
7 Trichlorofluoromethane	101	2.982	2.982	(0.439)	980061	50.0000	53
126 Ethanol	46	3.199	3.199	(0.471)	500751	5000.00	5200(A)
8 Ether	59	3.307	3.307	(0.487)	958160	50.0000	48
9 Acrolein	56	3.445	3.445	(0.507)	361876	250.000	350(A)
10 1,1-Dichloroethene	96	3.583	3.583	(0.527)	1017851	50.0000	49
11 1,1,2-Trichloro-1,2,2-Trifluo	101	3.593	3.593	(0.529)	897371	50.0000	48
12 Acetone	58	3.612	3.612	(0.532)	162390	50.0000	48
13 Iodomethane	142	3.750	3.750	(0.552)	2200944	50.0000	49
14 Carbon Disulfide	76	3.809	3.809	(0.561)	2879216	50.0000	50
15 Acetonitrile	41	3.957	3.957	(0.583)	4803026	500.000	490(A)
16 Allyl Chloride	39	3.957	3.957	(0.583)	1901754	50.0000	49
17 Methyl Acetate	43	3.987	3.987	(0.587)	1397699	50.0000	48
19 tert-Butanol	59	4.223	4.223	(0.622)	192927	100.000	89
18 Methylene Chloride	84	4.115	4.115	(0.606)	973178	50.0000	48
20 Acrylonitrile	53	4.361	4.361	(0.642)	504661	50.0000	49
21 trans-1,2-Dichloroethene	96	4.400	4.400	(0.648)	934944	50.0000	47
22 Methyl tert-butyl ether	73	4.400	4.400	(0.648)	2388034	50.0000	48

Revised

0416
KC 1/19/11

Data File: \\Avogadro\Organics\V1.I\100928A.B\V1L6841.D
Report Date: 12-Oct-2010 11:53

	Compounds	QUANT SIG MASS	RT	EXP RT	REL RT	RESPONSE	AMOUNTS CAL-AMT (ug/L)	ON-COL (ug/L)
	23 1,1-Dichloroethane	63	4.863	4.863	(0.716)	1663794	50.0000	48
	24 Vinyl acetate	43	4.922	4.922	(0.725)	6032073	50.0000	49
	25 Diisopropyl Ether	45	4.942	4.942	(0.728)	5236976	50.0000	48
	26 2-Chloro-1,3-Butadiene	53	4.961	4.961	(0.730)	1700231	50.0000	49
	27 Ethyl tert-butyl ether	59	5.345	5.345	(0.787)	3395426	50.0000	48
	28 cis-1,2-Dichloroethene	96	5.493	5.493	(0.809)	982213	50.0000	48
	29 2,2-Dichloropropane	77	5.503	5.503	(0.810)	451007	50.0000	44
	30 2-Butanone	72	5.503	5.503	(0.810)	122805	50.0000	46
	32 Propionitrile	54	5.562	5.562	(0.819)	1657333	500.000	450 (A)
	33 Methacrylonitrile	41	5.739	5.739	(0.845)	2155959	100.000	94
	34 Bromochloromethane	128	5.759	5.759	(0.848)	698630	50.0000	49
	31 Tetrahydrofuran	72	5.818	5.818	(0.857)	232510	100.000	97
	35 Chloroform	83	5.847	5.847	(0.861)	1438622	50.0000	49
$	36 Dibromofluoromethane	113	6.025	6.025	(0.887)	994577	50.0000	51
	37 1,1,1-Trichloroethane	97	6.064	6.064	(0.893)	758527	50.0000	44
	38 Cyclohexane	56	6.143	6.143	(0.904)	1645106	50.0000	46
	39 1,1-Dichloropropene	110	6.251	6.251	(0.920)	491442	50.0000	49
	40 Carbon Tetrachloride	117	6.261	6.261	(0.922)	904421	50.0000	47
	41 Isobutyl Alcohol	43	6.359	6.359	(0.936)	1411053	1000.00	920 (A)
$	42 1,2-Dichloroethane-d4	102	6.409	6.409	(0.943)	196832	50.0000	50
	43 Benzene	78	6.487	6.487	(0.955)	3223827	50.0000	49
	44 1,2-Dichloroethane	62	6.497	6.497	(0.957)	1110845	50.0000	49
	45 tert-Amyl methyl ether	73	6.606	6.606	(0.972)	2527627	50.0000	48
M	50 1,2-Dichloroethene (Total)	96				1917157	100.000	95
*	46 Fluorobenzene	96	6.793	6.793	(1.000)	2999725	50.0000	
	47 Trichloroethene	130	7.216	7.216	(1.062)	1221905	50.0000	49
	48 Methylcyclohexane	83	7.452	7.452	(1.097)	1018613	50.0000	47
	49 1,2-Dichloropropane	63	7.472	7.472	(1.100)	982317	50.0000	48
	51 Methyl Methacrylate	69	7.610	7.610	(1.120)	693682	50.0000	46
	52 Dibromomethane	93	7.610	7.610	(1.120)	616911	50.0000	49
	53 1,4-Dioxane	88	7.639	7.639	(1.125)	54208	1000.00	870 (AH)
	54 Bromodichloromethane	83	7.797	7.797	(1.148)	1067756	50.0000	49
	55 2-Chloroethyl vinyl ether	63	8.161	8.161	(1.201)	466312	50.0000	47
	56 cis-1,3-Dichloropropene	75	8.339	8.339	(1.228)	1290969	50.0000	48
	57 4-Methyl-2-pentanone	43	8.526	8.526	(1.255)	1611020	50.0000	47
$	58 Toluene-d8	98	8.683	8.683	(0.826)	2787376	50.0000	49
	59 Toluene	91	8.762	8.762	(1.290)	3354260	50.0000	48
	60 trans-1,3-Dichloropropene	75	9.028	9.028	(1.329)	1226205	50.0000	50
	61 Ethyl Methacrylate	69	9.146	9.146	(1.346)	1082478	50.0000	47
	62 1,1,2-Trichloroethane	97	9.254	9.254	(1.362)	816596	50.0000	47
	63 Tetrachloroethene	164	9.461	9.461	(0.900)	792282	50.0000	47
	64 1,3-Dichloropropane	76	9.471	9.471	(0.901)	1295347	50.0000	47
	65 2-Hexanone	43	9.579	9.579	(0.911)	1262801	50.0000	45
	66 Dibromochloromethane	129	9.766	9.766	(0.929)	1218054	50.0000	47
	67 1,2-Dibromoethane	107	9.914	9.914	(0.943)	958927	50.0000	44
	69 1-Chlorohexane	91	10.692	10.692	(1.017)	3571848	50.0000	48
*	68 Chlorobenzene-d5	117	10.515	10.515	(1.000)	2600525	50.0000	
	70 Chlorobenzene	112	10.554	10.554	(1.004)	2588411	50.0000	48
	71 1,1,1,2-Tetrachloroethane	131	10.662	10.662	(1.014)	1078616	50.0000	48
	72 Ethylbenzene	106	10.702	10.702	(1.018)	1234033	50.0000	47
	73 m,p-Xylene	106	10.849	10.849	(1.032)	3052124	100.000	95
	74 o-Xylene	106	11.342	11.342	(1.079)	1469135	50.0000	47
	75 Styrene	104	11.351	11.351	(1.080)	2658267	50.0000	48
	76 Bromoform	173	11.578	11.578	(1.101)	671025	50.0000	46

Revised
041 7
RC
1/19/11

Data File: \\Avogadro\Organics\V1.I\100928A.B\V1L6841.D
Report Date: 12-Oct-2010 11:53

		Compounds	QUANT SIG MASS	RT	EXP RT	REL RT	RESPONSE	AMOUNTS CAL-AMT (ug/L)	AMOUNTS ON-COL (ug/L)
	77	Isopropylbenzene	105	11.795	11.795	(1.122)	3419307	50.0000	48
	78	trans-1,4-Dichloro-2-butene	75	11.863	11.863	(1.128)	372423	50.0000	45
$	79	Bromofluorobenzene	95	11.972	11.972	(1.139)	1101575	50.0000	48
	80	1,1,2,2-Tetrachloroethane	83	12.139	12.139	(0.911)	1042867	50.0000	46
	81	Bromobenzene	156	12.159	12.159	(0.912)	1089783	50.0000	48
	82	1,2,3-Trichloropropane	75	12.198	12.198	(0.915)	1168905	50.0000	46
	83	n-Propylbenzene	120	12.287	12.287	(0.922)	1023471	50.0000	49
	84	2-Chlorotoluene	126	12.385	12.385	(0.929)	1036263	50.0000	48
	85	1,3,5-Trimethylbenzene	105	12.494	12.494	(0.937)	2636133	50.0000	49
	86	4-Chlorotoluene	126	12.513	12.513	(0.939)	1059011	50.0000	48
M	94	Xylene (Total)	106				4521259	150.000	140
	87	tert-Butylbenzene	119	12.878	12.878	(0.966)	3179621	50.0000	50
	88	1,2,4-Trimethylbenzene	105	12.937	12.937	(0.970)	2704942	50.0000	49
	89	sec-Butylbenzene	105	13.134	13.134	(0.985)	2968358	50.0000	50
	90	1,3-Dichlorobenzene	146	13.252	13.252	(0.994)	1890652	50.0000	47
	91	4-Isopropyltoluene	119	13.301	13.301	(0.998)	2653685	50.0000	49
*	92	1,4-Dichlorobenzene-d4	152	13.331	13.331	(1.000)	1307873	50.0000	
	93	1,4-Dichlorobenzene	146	13.360	13.360	(1.002)	1996031	50.0000	48
	95	n-Butylbenzene	91	13.764	13.764	(1.032)	1876051	50.0000	49
	96	1,2-Dichlorobenzene	146	13.774	13.774	(1.033)	1829010	50.0000	48
	97	Hexachloroethane	117	14.069	14.069	(1.055)	537504	50.0000	48
	98	1,2-Dibromo-3-chloropropane	75	14.630	14.630	(1.097)	121577	50.0000	46
	99	1,2,4-Trichlorobenzene	180	15.536	15.536	(1.165)	670103	50.0000	47
	100	Hexachlorobutadiene	225	15.713	15.713	(1.179)	202298	50.0000	50
	101	Naphthalene	128	15.792	15.792	(1.185)	1876328	50.0000	38
	102	1,2,3-Trichlorobenzene	180	16.058	16.058	(1.205)	333145	50.0000	35

QC Flag Legend

A - Target compound detected but, quantitated amount exceeded maximum amount.
H - Operator selected an alternate compound hit.

Revised
0418
KC
1/19/11

Data File: \\Avogadro\Organics\V1.I\100928A.B\V1L6846.D
Report Date: 12-Oct-2010 11:53

Mitkem Laboratories

Method 8260 Water and Medium Soil

Data file : \\Avogadro\Organics\V1.I\100928A.B\V1L6846.D
Lab Smp Id: VSTD1001Z Client Smp ID: VSTD1001Z
Inj Date : 28-SEP-2010 09:57
Operator : SZ SRC: SZ Inst ID: V1.i
Smp Info : 5ML,VSTD1001Z,VSTD1001Z
Misc Info :
Comment :
Method : \\Avogadro\Organics\V1.I\100928A.B\v18260Gadd.m
Meth Date : 12-Oct-2010 11:53 yding Quant Type: ISTD
Cal Date : 28-SEP-2010 09:57 Cal File: V1L6846.D
Als bottle: 100 Calibration Sample, Level: 4
Dil Factor: 1.00000
Integrator: HP RTE Compound Sublist: all.sub
Target Version: 4.14

Concentration Formula: Amt * DF * Uf * 5/Vo * CpndVariable

Name	Value	Description
DF	1.000	Dilution Factor
Uf	1.000	ng unit correction factor
Vo	5.000	Sample Volume purged (mL)
Cpnd Variable		Local Compound Variable

Compounds	QUANT SIG MASS	RT	EXP RT	REL RT	RESPONSE	AMOUNTS CAL-AMT (ug/L)	AMOUNTS ON-COL (ug/L)
1 Dichlorodifluoromethane	85	1.808	1.801	(0.266)	536856	100.000	94
2 Freon114	85	1.966	1.968	(0.289)	1034902	100.000	93
3 Chloromethane	50	2.015	2.017	(0.296)	2538329	100.000	99
4 Vinyl Chloride	62	2.153	2.155	(0.317)	1847566	100.000	99
5 Bromomethane	94	2.557	2.559	(0.376)	1092243	100.000	100
6 Chloroethane	64	2.685	2.687	(0.395)	1083605	100.000	100
7 Trichlorofluoromethane	101	2.990	2.982	(0.440)	1671206	100.000	89
126 Ethanol	46	3.207	3.199	(0.472)	989875	10000.0	11000 (A)
8 Ether	59	3.315	3.307	(0.487)	1946680	100.000	100
9 Acrolein	56	3.453	3.445	(0.508)	392228	500.000	330 (A)
10 1,1-Dichloroethene	96	3.581	3.583	(0.527)	1881266	100.000	94
11 1,1,2-Trichloro-1,2,2-Trifluo	101	3.600	3.593	(0.529)	1775741	100.000	96
12 Acetone	58	3.620	3.612	(0.532)	312167	100.000	94
13 Iodomethane	142	3.748	3.750	(0.551)	4533617	100.000	100
14 Carbon Disulfide	76	3.817	3.809	(0.561)	5559208	100.000	97
15 Acetonitrile	41	3.965	3.957	(0.583)	10348056	1000.00	1100 (A)
16 Allyl Chloride	39	3.965	3.957	(0.583)	3881104	100.000	100
17 Methyl Acetate	43	3.994	3.987	(0.587)	3019381	100.000	100
19 tert-Butanol	59	4.231	4.223	(0.622)	408831	200.000	210 (A)
18 Methylene Chloride	84	4.112	4.115	(0.605)	1896279	100.000	97
20 Acrylonitrile	53	4.368	4.361	(0.642)	1079277	100.000	100
21 trans-1,2-Dichloroethene	96	4.408	4.400	(0.648)	1831484	100.000	98
22 Methyl tert-butyl ether	73	4.418	4.400	(0.650)	4842644	100.000	100

0420 Rawl 1/19/11

Data File: \\Avogadro\Organics\V1.I\100928A.B\V1L6846.D
Report Date: 12-Oct-2010 11:53

	Compounds	QUANT SIG MASS	RT	EXP RT	REL RT	RESPONSE	AMOUNTS CAL-AMT (ug/L)	ON-COL (ug/L)
	23 1,1-Dichloroethane	63	4.871	4.863	(0.716)	3353308	100.000	100
	24 Vinyl acetate	43	4.930	4.922	(0.725)	12086400	100.000	100
	25 Diisopropyl Ether	45	4.949	4.942	(0.728)	10531399	100.000	100
	26 2-Chloro-1,3-Butadiene	53	4.969	4.961	(0.731)	3345502	100.000	99
	27 Ethyl tert-butyl ether	59	5.353	5.345	(0.787)	6805051	100.000	100
	28 cis-1,2-Dichloroethene	96	5.511	5.493	(0.810)	1970974	100.000	100
	29 2,2-Dichloropropane	77	5.511	5.503	(0.810)	1024907	100.000	100
	30 2-Butanone	72	5.520	5.503	(0.812)	259132	100.000	100 (Q)
	32 Propionitrile	54	5.579	5.562	(0.820)	3696621	1000.00	1100 (A)
	33 Methacrylonitrile	41	5.757	5.739	(0.847)	4476836	200.000	200 (A)
	34 Bromochloromethane	128	5.767	5.759	(0.848)	1384881	100.000	98
	31 Tetrahydrofuran	72	5.826	5.818	(0.857)	473124	200.000	200 (A)
	35 Chloroform	83	5.855	5.847	(0.861)	2863335	100.000	98
$	36 Dibromofluoromethane	113	6.032	6.025	(0.887)	923145	50.0000	49
	37 1,1,1-Trichloroethane	97	6.072	6.064	(0.893)	1636557	100.000	98
	38 Cyclohexane	56	6.151	6.143	(0.904)	3401526	100.000	98
	39 1,1-Dichloropropene	110	6.259	6.251	(0.920)	931871	100.000	93
	40 Carbon Tetrachloride	117	6.269	6.261	(0.922)	1906447	100.000	99
	41 Isobutyl Alcohol	43	6.367	6.359	(0.936)	3181783	2000.00	2100 (A)
$	42 1,2-Dichloroethane-d4	102	6.416	6.409	(0.944)	182067	50.0000	47
	43 Benzene	78	6.495	6.487	(0.955)	6312518	100.000	100
	44 1,2-Dichloroethane	62	6.505	6.497	(0.957)	2230556	100.000	99
	45 tert-Amyl methyl ether	73	6.613	6.606	(0.972)	5139058	100.000	100
M	50 1,2-Dichloroethene (Total)	96				3802458	200.000	(a)
*	46 Fluorobenzene	96	6.800	6.793	(1.000)	2877818	50.0000	
	47 Trichloroethene	130	7.224	7.216	(1.062)	2367673	100.000	96
	48 Methylcyclohexane	83	7.460	7.452	(1.097)	2117648	100.000	98
	49 1,2-Dichloropropane	63	7.490	7.472	(1.101)	2023981	100.000	100
	51 Methyl Methacrylate	69	7.618	7.610	(1.120)	1503090	100.000	100
	52 Dibromomethane	93	7.618	7.610	(1.120)	1249246	100.000	100
	53 1,4-Dioxane	88	7.647	7.639	(1.125)	105440	2000.00	2100 (A)
	54 Bromodichloromethane	83	7.805	7.797	(1.148)	2061635	100.000	96
	55 2-Chloroethyl vinyl ether	63	8.159	8.161	(1.200)	1020728	100.000	100
	56 cis-1,3-Dichloropropene	75	8.336	8.339	(1.226)	2655476	100.000	100
	57 4-Methyl-2-pentanone	43	8.523	8.526	(1.253)	3445850	100.000	100
$	58 Toluene-d8	98	8.681	8.683	(0.826)	2707813	50.0000	51
	59 Toluene	91	8.760	8.762	(1.288)	6642021	100.000	98
	60 trans-1,3-Dichloropropene	75	9.026	9.028	(1.327)	2432331	100.000	100
	61 Ethyl Methacrylate	69	9.144	9.146	(1.345)	2354875	100.000	100
	62 1,1,2-Trichloroethane	97	9.252	9.254	(1.360)	1735682	100.000	100
	63 Tetrachloroethene	164	9.459	9.461	(0.900)	1522326	100.000	94
	64 1,3-Dichloropropane	76	9.469	9.471	(0.901)	2626753	100.000	100
	65 2-Hexanone	43	9.577	9.579	(0.911)	2718279	100.000	100
	66 Dibromochloromethane	129	9.764	9.766	(0.929)	2422910	100.000	98
	67 1,2-Dibromoethane	107	9.912	9.914	(0.943)	2044143	100.000	98
	69 1-Chlorohexane	91	10.699	10.692	(1.018)	6973686	100.000	97
*	68 Chlorobenzene-d5	117	10.512	10.515	(1.000)	2444321	50.0000	
	70 Chlorobenzene	112	10.552	10.554	(1.004)	4971809	100.000	96
	71 1,1,1,2-Tetrachloroethane	131	10.660	10.662	(1.014)	2094341	100.000	96
	72 Ethylbenzene	106	10.699	10.702	(1.018)	2441377	100.000	97
	73 m,p-Xylene	106	10.847	10.849	(1.032)	5847558	200.000	190 (Q)
	74 o-Xylene	106	11.339	11.342	(1.079)	2912682	100.000	98
	75 Styrene	104	11.359	11.351	(1.081)	5325111	100.000	99
	76 Bromoform	173	11.576	11.578	(1.101)	1450002	100.000	100

0421 1/19/11
revised

Data File: \\Avogadro\Organics\V1.I\100928A.B\V1L6846.D
Report Date: 12-Oct-2010 11:53

		Compounds	QUANT SIG MASS	RT	EXP RT	REL RT	RESPONSE	AMOUNTS CAL-AMT (ug/L)	AMOUNTS ON-COL (ug/L)	
	77	Isopropylbenzene	105	11.792	11.795	(1.122)	6676491	100.000	99	
	78	trans-1,4-Dichloro-2-butene	75	11.861	11.863	(1.128)	822395	100.000	100	
$	79	Bromofluorobenzene	95	11.970	11.972	(1.139)	1090415	50.0000	51	
	80	1,1,2,2-Tetrachloroethane	83	12.137	12.139	(0.911)	2116652	100.000	100	
	81	Bromobenzene	156	12.157	12.159	(0.912)	2181260	100.000	100	
	82	1,2,3-Trichloropropane	75	12.196	12.198	(0.915)	2453446	100.000	100	
	83	n-Propylbenzene	120	12.285	12.287	(0.922)	1952175	100.000	99	(Q)
	84	2-Chlorotoluene	126	12.383	12.385	(0.929)	1990900	100.000	97	
	85	1,3,5-Trimethylbenzene	105	12.501	12.494	(0.938)	5034411	100.000	98	
	86	4-Chlorotoluene	126	12.511	12.513	(0.939)	2077273	100.000	98	
M	94	Xylene (Total)	106				8760240	300.000		(a)
	87	tert-Butylbenzene	119	12.875	12.878	(0.966)	6086473	100.000	98	
	88	1,2,4-Trimethylbenzene	105	12.935	12.937	(0.970)	5274555	100.000	100	
	89	sec-Butylbenzene	105	13.131	13.134	(0.985)	5459314	100.000	96	
	90	1,3-Dichlorobenzene	146	13.250	13.252	(0.994)	3749304	100.000	98	
	91	4-Isopropyltoluene	119	13.299	13.301	(0.998)	4859760	100.000	95	
*	92	1,4-Dichlorobenzene-d4	152	13.328	13.331	(1.000)	1220131	50.0000		(Q)
	93	1,4-Dichlorobenzene	146	13.358	13.360	(1.002)	3903800	100.000	97	
	95	n-Butylbenzene	91	13.762	13.764	(1.033)	3530058	100.000	96	
	96	1,2-Dichlorobenzene	146	13.781	13.774	(1.034)	3536674	100.000	98	
	97	Hexachloroethane	117	14.067	14.069	(1.055)	1037372	100.000	99	
	98	1,2-Dibromo-3-chloropropane	75	14.628	14.630	(1.098)	263824	100.000	100	
	99	1,2,4-Trichlorobenzene	180	15.534	15.536	(1.165)	1278955	100.000	97	
	100	Hexachlorobutadiene	225	15.721	15.713	(1.180)	331431	100.000	87	
	101	Naphthalene	128	15.800	15.792	(1.185)	4776041	100.000	110	
	102	1,2,3-Trichlorobenzene	180	16.056	16.058	(1.205)	785845	100.000	94	

QC Flag Legend

a - Target compound detected but, quantitated amount Below Limit Of Quantitation(BLOQ).
A - Target compound detected but, quantitated amount exceeded maximum amount.
Q - Qualifier signal failed the ratio test.

0422
revised
RC 1/19/11

Data File: \\Avogadro\Organics\V1.I\100928A.B\V1L6845.D
Report Date: 12-Oct-2010 11:53

Mitkem Laboratories

Method 8260 Water and Medium Soil

Data file : \\Avogadro\Organics\V1.I\100928A.B\V1L6845.D
Lab Smp Id: VSTD2001Z Client Smp ID: VSTD2001Z
Inj Date : 28-SEP-2010 09:25
Operator : SZ SRC: SZ Inst ID: V1.i
Smp Info : 5ML,VSTD2001Z,VSTD2001Z
Misc Info :
Comment :
Method : \\Avogadro\Organics\V1.I\100928A.B\v18260Gadd.m
Meth Date : 12-Oct-2010 11:53 yding Quant Type: ISTD
Cal Date : 28-SEP-2010 09:25 Cal File: V1L6845.D
Als bottle: 100 Calibration Sample, Level: 5
Dil Factor: 1.00000
Integrator: HP RTE Compound Sublist: all.sub
Target Version: 4.14

Concentration Formula: Amt * DF * Uf * 5/Vo * CpndVariable

Name	Value	Description
DF	1.000	Dilution Factor
Uf	1.000	ng unit correction factor
Vo	5.000	Sample Volume purged (mL)
Cpnd Variable		Local Compound Variable

	Compounds	QUANT SIG MASS	RT	EXP RT	REL RT	RESPONSE	AMOUNTS CAL-AMT (ug/L)	ON-COL (ug/L)
1	Dichlorodifluoromethane	85	1.811	1.801	(0.266)	1101601	200.000	180
2	Freon114	85	1.969	1.968	(0.289)	2045472	200.000	170
3	Chloromethane	50	2.008	2.017	(0.295)	4595424	200.000	160
4	Vinyl Chloride	62	2.156	2.155	(0.317)	3398315	200.000	170
5	Bromomethane	94	2.550	2.559	(0.375)	2053469	200.000	180
6	Chloroethane	64	2.688	2.687	(0.395)	2007233	200.000	180
7	Trichlorofluoromethane	101	2.983	2.982	(0.439)	3489784	200.000	180
126	Ethanol	46	3.200	3.199	(0.470)	1556285	20000.0	16000 (AQ)
8	Ether	59	3.308	3.307	(0.486)	3659530	200.000	180
9	Acrolein	56	3.446	3.445	(0.507)	849479	1000.00	620 (A)
10	1,1-Dichloroethene	96	3.574	3.583	(0.525)	3689278	200.000	170
11	1,1,2-Trichloro-1,2,2-Trifluo	101	3.593	3.593	(0.528)	3428696	200.000	170
12	Acetone	58	3.623	3.612	(0.533)	593145	200.000	170 (Q)
13	Iodomethane	142	3.751	3.750	(0.551)	8778244	200.000	180
14	Carbon Disulfide	76	3.810	3.809	(0.560)	10430143	200.000	170
15	Acetonitrile	41	3.968	3.957	(0.583)	17522554	2000.00	1700 (A)
16	Allyl Chloride	39	3.968	3.957	(0.583)	7089782	200.000	170
17	Methyl Acetate	43	3.987	3.987	(0.586)	5554111	200.000	180
19	tert-Butanol	59	4.233	4.223	(0.622)	715631	400.000	340 (A)
18	Methylene Chloride	84	4.105	4.115	(0.603)	3587919	200.000	170
20	Acrylonitrile	53	4.361	4.361	(0.641)	2046866	200.000	190
21	trans-1,2-Dichloroethene	96	4.411	4.400	(0.648)	3523632	200.000	180
22	Methyl tert-butyl ether	73	4.411	4.400	(0.648)	9120555	200.000	180

0424 KL
recd
1/9/11

Data File: \\Avogadro\Organics\V1.I\100928A.B\V1L6845.D
Report Date: 12-Oct-2010 11:53

	Compounds	QUANT SIG MASS	RT	EXP RT	REL RT	RESPONSE	AMOUNTS CAL-AMT (ug/L)	ON-COL (ug/L)
	23 1,1-Dichloroethane	63	4.864	4.863	(0.715)	6156900	200.000	170
	24 Vinyl acetate	43	4.923	4.922	(0.724)	21408888	200.000	170
	25 Diisopropyl Ether	45	4.952	4.942	(0.728)	18067313	200.000	160
	26 2-Chloro-1,3-Butadiene	53	4.972	4.961	(0.731)	6238057	200.000	170
	27 Ethyl tert-butyl ether	59	5.346	5.345	(0.786)	12518066	200.000	170
	28 cis-1,2-Dichloroethene	96	5.504	5.493	(0.809)	3683986	200.000	180
	29 2,2-Dichloropropane	77	5.513	5.503	(0.810)	1824745	200.000	170
	30 2-Butanone	72	5.523	5.503	(0.812)	482834	200.000	190(Q)
	32 Propionitrile	54	5.573	5.562	(0.819)	6703161	2000.00	1800(A)
	33 Methacrylonitrile	41	5.750	5.739	(0.845)	8294043	400.000	360(A)
	34 Bromochloromethane	128	5.769	5.759	(0.848)	2667235	200.000	180
	31 Tetrahydrofuran	72	5.829	5.818	(0.857)	891266	400.000	370(A)
	35 Chloroform	83	5.858	5.847	(0.861)	5461592	200.000	180
$	36 Dibromofluoromethane	113	6.035	6.025	(0.887)	961989	50.0000	50
	37 1,1,1-Trichloroethane	97	6.075	6.064	(0.893)	3094536	200.000	180
	38 Cyclohexane	56	6.153	6.143	(0.904)	6482463	200.000	180
	39 1,1-Dichloropropene	110	6.262	6.251	(0.920)	1822392	200.000	170
	40 Carbon Tetrachloride	117	6.262	6.261	(0.920)	3744624	200.000	190
	41 Isobutyl Alcohol	43	6.370	6.359	(0.936)	5384421	4000.00	3300(A)
$	42 1,2-Dichloroethane-d4	102	6.409	6.409	(0.942)	194820	50.0000	49
	43 Benzene	78	6.488	6.487	(0.954)	11527236	200.000	170
	44 1,2-Dichloroethane	62	6.498	6.497	(0.955)	4214908	200.000	180
	45 tert-Amyl methyl ether	73	6.616	6.606	(0.973)	9767482	200.000	180
M	50 1,2-Dichloroethene (Total)	96				7207618	400.000	(a)
*	46 Fluorobenzene	96	6.803	6.793	(1.000)	2924744	50.0000	
	47 Trichloroethene	130	7.227	7.216	(1.062)	4620068	200.000	180
	48 Methylcyclohexane	83	7.463	7.452	(1.097)	4038352	200.000	180
	49 1,2-Dichloropropane	63	7.483	7.472	(1.100)	3796707	200.000	180
	51 Methyl Methacrylate	69	7.611	7.610	(1.119)	2884400	200.000	200
	52 Dibromomethane	93	7.621	7.610	(1.120)	2406209	200.000	190
	53 1,4-Dioxane	88	7.640	7.639	(1.123)	160128	4000.00	2900(A)
	54 Bromodichloromethane	83	7.808	7.797	(1.148)	4114810	200.000	180
	55 2-Chloroethyl vinyl ether	63	8.162	8.161	(1.200)	1964243	200.000	200
	56 cis-1,3-Dichloropropene	75	8.349	8.339	(1.227)	5077581	200.000	180
	57 4-Methyl-2-pentanone	43	8.526	8.526	(1.253)	6468392	200.000	190
$	58 Toluene-d8	98	8.684	8.683	(0.826)	2571720	50.0000	48
	59 Toluene	91	8.763	8.762	(1.288)	12389845	200.000	170
	60 trans-1,3-Dichloropropene	75	9.029	9.028	(1.327)	4635058	200.000	180
	61 Ethyl Methacrylate	69	9.147	9.146	(1.344)	4603688	200.000	200
	62 1,1,2-Trichloroethane	97	9.255	9.254	(1.360)	3289516	200.000	190
	63 Tetrachloroethene	164	9.462	9.461	(0.900)	2891093	200.000	170
	64 1,3-Dichloropropane	76	9.472	9.471	(0.901)	4987376	200.000	180
	65 2-Hexanone	43	9.580	9.579	(0.911)	5189518	200.000	190
	66 Dibromochloromethane	129	9.767	9.766	(0.929)	4818865	200.000	190
	67 1,2-Dibromoethane	107	9.915	9.914	(0.943)	4004017	200.000	190
	69 1-Chlorohexane	91	10.702	10.692	(1.018)	12953817	200.000	170
*	68 Chlorobenzene-d5	117	10.515	10.515	(1.000)	2441026	50.0000	
	70 Chlorobenzene	112	10.555	10.554	(1.004)	9577596	200.000	180
	71 1,1,1,2-Tetrachloroethane	131	10.663	10.662	(1.014)	4100928	200.000	180
	72 Ethylbenzene	106	10.702	10.702	(1.018)	4776098	200.000	190
	73 m,p-Xylene	106	10.850	10.849	(1.032)	11017101	400.000	340(AQ)
	74 o-Xylene	106	11.342	11.342	(1.079)	5494088	200.000	180
	75 Styrene	104	11.362	11.351	(1.081)	9898982	200.000	180
	76 Bromoform	173	11.579	11.578	(1.101)	2837389	200.000	200

0425 KC
revised
1/19/11

Data File: \\Avogadro\Organics\V1.I\100928A.B\V1L6845.D
Report Date: 12-Oct-2010 11:53

		Compounds	QUANT SIG MASS	RT	EXP RT	REL RT	RESPONSE	AMOUNTS CAL-AMT (ug/L)	AMOUNTS ON-COL (ug/L)
	77	Isopropylbenzene	105	11.795	11.795	(1.122)	12095552	200.000	170
	78	trans-1,4-Dichloro-2-butene	75	11.864	11.863	(1.128)	1633644	200.000	210 (A)
$	79	Bromofluorobenzene	95	11.973	11.972	(1.139)	1084777	50.0000	51
	80	1,1,2,2-Tetrachloroethane	83	12.140	12.139	(0.911)	4051529	200.000	180
	81	Bromobenzene	156	12.160	12.159	(0.912)	4257058	200.000	190
	82	1,2,3-Trichloropropane	75	12.199	12.198	(0.915)	4644999	200.000	190
	83	n-Propylbenzene	120	12.288	12.287	(0.922)	3745567	200.000	180 (Q)
	84	2-Chlorotoluene	126	12.386	12.385	(0.929)	3862828	200.000	180
	85	1,3,5-Trimethylbenzene	105	12.494	12.494	(0.937)	9270728	200.000	170
	86	4-Chlorotoluene	126	12.514	12.513	(0.939)	3957245	200.000	180
M	94	Xylene (Total)	106				16511189	600.000	(a)
	87	tert-Butylbenzene	119	12.878	12.878	(0.966)	11108558	200.000	170
	88	1,2,4-Trimethylbenzene	105	12.937	12.937	(0.970)	9717400	200.000	170
	89	sec-Butylbenzene	105	13.134	13.134	(0.985)	10028436	200.000	160
	90	1,3-Dichlorobenzene	146	13.252	13.252	(0.994)	7019213	200.000	170
	91	4-Isopropyltoluene	119	13.302	13.301	(0.998)	8829062	200.000	160
*	92	1,4-Dichlorobenzene-d4	152	13.331	13.331	(1.000)	1243415	50.0000	(Q)
	93	1,4-Dichlorobenzene	146	13.361	13.360	(1.002)	7390399	200.000	170
	95	n-Butylbenzene	91	13.764	13.764	(1.032)	6257829	200.000	160
	96	1,2-Dichlorobenzene	146	13.774	13.774	(1.033)	6651142	200.000	170
	97	Hexachloroethane	117	14.070	14.069	(1.055)	1938245	200.000	170
	98	1,2-Dibromo-3-chloropropane	75	14.631	14.630	(1.097)	486310	200.000	180
	99	1,2,4-Trichlorobenzene	180	15.537	15.536	(1.165)	2115003	200.000	140
	100	Hexachlorobutadiene	225	15.724	15.713	(1.179)	488955	200.000	110
	101	Naphthalene	128	15.793	15.792	(1.185)	6933036	200.000	140
	102	1,2,3-Trichlorobenzene	180	16.049	16.058	(1.204)	1145724	200.000	120

QC Flag Legend

a - Target compound detected but, quantitated amount Below Limit Of Quantitation(BLOQ).
A - Target compound detected but, quantitated amount exceeded maximum amount.
Q - Qualifier signal failed the ratio test.

0426 KC
revised
1/19/11

Data Usability Summary Report (DUSR)

690 Saint Paul St.
Labella Project #209280

Spectrum Analytical, Inc., Warwick, RI
Sample Delivery Group #L0469
April 13, 2012

Prepared by:
Ethan Lee
LaBella Associates, P.C.
300 State St
Rochester, NY 14614

Analytical results for the project samples were reviewed to evaluate the data usability. Data was assessed in accordance with guidance from the following Federal and/or State guidance documents:

- USEPA National Functional Guidelines for Organic Data Review (EPA 540/R-99/008) and/or USEPA National Functional Guidelines for Low Concentration Organic Data Review (EPA 540-R-04-004).

And method protocol criteria were applicable as prescribed by "Test Methods for Evaluating Solid Waste", SW846, Update III, 1996.

This DUSR pertains to the following samples:

Sample ID	Lab ID	Matrix	Sample Date	Analysis Performed				
				VOC[1]	SVOC[2]	Pest.[3]	PCB[4]	Metals[5]/ Mercury[6]
BW-5 PDB 8.7'-10'	L0469-01	AQ	3/8/12	X				
BW-5 PDB 8.7'-10' DUPE	L0469-02	AQ	3/8/12	X				
BW-5 PDB 15'-17'	L0469-03	AQ	3/8/12	X				

(1) VOC analyses were performed using USEPA Method SW846 8260B.
(2) SVOC analyses were performed using USEPA Method SW846 8270C.
(3) Pesticide analyses were performed using USEPA Method SW846 8081B.
(4) PCB analyses were performed using USEPA Method SW846 8082A.
(5) TAL Metals analyses were performed using USEPA Method SW846 6010B.
(6) Soil Mercury analyses were performed using USEPA Method SW846 7471B. Aqueous Mercury analyses were performed using USEPA Method SW846 7470A.

The following items/criteria applicable to the analysis of project samples and associated QA/QC procedures were reviewed:

- Sample Data Reporting Format
- Preservation and Holding Time Compliance
- GC/MS Instrument Performance Check
- Initial Calibration Verification (ICV)
- Continuing Calibration Verification (CCV)
- Blank Sample Analysis
- System Monitoring/Surrogate Compound Recoveries
- Laboratory Control Sample (LCS) Recoveries
- Matrix Spike/Matrix Spike Duplicate (MS/MSD) Recoveries
- Internal Standards
- Target Compound Identification

- Compound Quantitation
- Data Qualifiers
- Summary

Volatile Organic Compounds (VOCs)

Sample Data Reporting Format

The sample data are presented using USEPA Contract Laboratory Protocol (CLP) format. The data package has been reviewed for completeness and found to contain each required sample result and associated QA/QC report form. The reporting format is complete and compliant with the objectives of the project. No qualification of the data is recommended.

Preservation and Holding Time Compliance

Maximum allowable holding times for each parameter were measured from the time of sample collection to the time of sample preparation or analysis for each project sample. All project samples were found to be properly preserved or analyzed within the USEPA recommended maximum holding time, without exception. No qualification of the data is recommended.

Gas Chromatography/Mass Spectrometry (GC/MS) Instrument Performance Check

GC/MS instrument performance checks for the instruments used in the analysis of project samples fell within method specific criteria without exception. No qualification of the data is recommended.

Initial Calibration Verification (ICV)

Initial calibration checks for the instruments used in the analysis of project samples fell within the method specific criteria with the following exceptions.

Inst.	Date/ Time	Target Analyte(s)	%RSD	RRF	Corrective Action	Affected Sample(s)
V1	3/16/12 07:24	Naphthalene 2-Chloroethyl vinyl ether	30.0 48.9	1.6 0.012	Action #1 Action #2	BW-5 PDB 8.7'-10' BW-5 PDB 8.7'-10' DUPE BW-5 PDB 15'-17'
V5	3/6/12 10:42	2-Chloroethyl vinyl ether	27.3	0.085	Action #1	BW-5 PDB 8.7'-10' DL BW-5 PDB 8.7'-10' DUPE DL BW-5 PDB 15'-17' DL

Action #1: Positive results are qualified "J", estimated and nondetected analytes as "UJ", estimated detection limit.
Action #2: Positive results are qualified "J", estimated and nondetected analytes as "R", rejected.

Continuing Calibration Verification (CCV)

Continuing calibration checks for the instruments used in the analysis of project samples fell within the method specific criteria, with the following exceptions:

Inst.	Date/ Time	Target Analyte(s)	%D	RRF	Corrective Action	Affected Sample(s)
V1	3/19/12 10:14	1,1,1-Trichloroethane Carbon Tetrachloride Bromoform	34.8 44.8 26.7	0.28 0.25 0.33	Action #1 Action #1 Action #1	BW-5 PDB 8.7'-10' BW-5 PDB 8.7'-10' DUPE BW-5 PDB 15'-17'
V5	3/21/12 07:14	1,1,2,2-Tetrachloroethane 2-Chloroethyl vinyl ether	-25.6 47.7	0.75 0.13	Action #1 Action #1	BW-5 PDB 8.7'-10' DL BW-5 PDB 8.7'-10' DUPE DL BW-5 PDB 15'-17' DL

Action #1: Positive results are qualified "J", estimated and nondetected analytes as "UJ", estimated detection limit.

Blank Sample Analysis

In accordance with cited USEPA guidelines, positive sample results should be reported unless the concentration of the compound in the project sample is less than or equal to 10 times (10X) the amount in any blank for the common laboratory contaminants (methylene chloride, acetone, 2-butanone, cyclohexane), or 5 times (5X) the amount for other target compounds.

Target compounds were not identified in associated blank samples at a concentration above the MDL for organic parameter analyses without exception. No qualification of the data is recommended.

System Monitoring/Surrogate Compound Recoveries

System monitoring/surrogate compound recoveries were within the laboratory specific criteria for the analysis of the project samples, with the following exceptions:

Surrogate		Criteria (%)
Dibromofluoromethane	S01	85-115
1,2-Dichloroethane-d4	S02	70-120
Toluene-d8	S03	85-120
Bromofluorobenzene	S04	75-120

Project Sample ID	S01 %R	S02 %R	S03 %R	S04 %R	Positive Results	Non Detect (ND)
BW-5 PDB 8.7'-10' DL	**123**	109	85	104	J	No Qual
BW-5 PDB 8.7'-10' DUPE DL	108	102	**84**	106	J	UJ
BW-5 PDB 15'-17' DL	**121**	102	86	109	J	No Qual

If the surrogate percent recovery is greater than the upper acceptance limit, associated target analyte positive results are qualified "J", estimated and nondetected analytes should not be qualified. If the surrogate percent recovery is less than the lower acceptance limit, associated target analyte positive results are qualified "J", estimated and nondetected analytes are qualified "UJ", estimated detection limit. All VOC target analytes in the identified project samples should be qualified as noted above.

Laboratory Control Sample (LCS) and Matrix Spike/Matrix Spike Duplicate (MS/MSD) Recoveries

LCS recoveries were within the method specific criteria, with the following exceptions:

LCS ID	Compound	QC Criteria	LCS %R	Corrective Action	Affected Samples
LCS-65170	Bromoform	70-130	131	Action #1	BW-5 PDB 8.7'-10' BW-5 PDB 8.7'-10' DUPE BW-5 PDB 15'-17'

Action #1: Positive results are qualified "J", estimated and nondetected results should not be qualified.

MS/MSD recovery data alone cannot be used to evaluate precision or accuracy of individual samples. Although the associated MS and MSD samples had VOC compounds with percent recoveries outside of the method specific criteria, due to the LCS recoveries being within the criteria, no qualification of the data is recommended.

Internal Standards (IS)

The calculated response of each IS compound fell within the QA/QC criteria without exception. No qualification of the data is recommended.

Compound Quantitation

Compound quantitation is performed to ensure that reported quantitation results are accurate. No qualification of the data is recommended.

Data Qualifiers

Data qualifiers were assigned by the laboratory to the reported results to identify target analytes detected below the reporting limit (RL) but above the method detection limit (MDL), and/or when target analytes were detected in the associated method/preparation blank sample. Based on a spot check of the data qualifiers used, these flags appeared to be applied to the reported results in accordance with USEPA guidance. The "J" qualifier, which indicates an estimated value because the result was between the RL and MDL, was carried forward.

Compounds detected at levels above the calibration range of the instrument were qualified "E" by the laboratory. The samples were then re-analyzed at a dilution to bring the concentration within the calibration range of the instrument. Both results were reported by the laboratory and the data validator used professional judgment to select the best result for reporting purposes.

Summary

The results presented in each report were found to be compliant with the data quality objectives for the project and usable. Based on our review, the usability of the data is 100%, with the few exceptions noted above.

1A - FORM I VOA-1

VOLATILE ORGANICS ANALYSIS DATA SHEET

EPA SAMPLE NO.

BW-5 PDB
8.7'-10'

Lab Name: SPECTRUM ANALYTICAL, INC. Contract:

Lab Code: MITKEM Case No.: L0469 Mod. Ref No.: SDG No.: SL0469

Matrix: (SOIL/SED/WATER) WATER Lab Sample ID: L0469-01A

Sample wt/vol: 5.00 (g/mL) ML Lab File ID: V1M5645.D

Level: (TRACE/LOW/MED) LOW Date Received: 03/09/2012

% Moisture: not dec. Date Analyzed: 03/19/2012

GC Column: DB-624 ID: 0.25 (mm) Dilution Factor: 1.0

Soil Extract Volume: (uL) Soil Aliquot Volume: (uL)

Purge Volume: 5.0 (mL)

CAS NO.	COMPOUND	CONCENTRATION UNITS: (ug/L or ug/Kg) UG/L	Q
74-87-3	Chloromethane	5.0	U
75-01-4	Vinyl chloride	580	E
74-83-9	Bromomethane	5.0	U
75-00-3	Chloroethane	5.0	U
75-69-4	Trichlorofluoromethane	5.0	U
75-35-4	1,1-Dichloroethene	13	
67-64-1	Acetone	5.0	U
75-15-0	Carbon disulfide	5.0	U
75-09-2	Methylene chloride	5.0	U
156-60-5	trans-1,2-Dichloroethene	46	
1634-04-4	Methyl tert-butyl ether	5.0	U
75-34-3	1,1-Dichloroethane	1.6	J
108-05-4	Vinyl acetate	5.0	U
78-93-3	2-Butanone	5.0	U
156-59-2	cis-1,2-Dichloroethene	1500	E
67-66-3	Chloroform	5.0	U
71-55-6	1,1,1-Trichloroethane	5.0	UJ
56-23-5	Carbon tetrachloride	5.0	UJ
107-06-2	1,2-Dichloroethane	5.0	U
71-43-2	Benzene	1.4	J
79-01-6	Trichloroethene	320	E
78-87-5	1,2-Dichloropropane	5.0	U
75-27-4	Bromodichloromethane	5.0	U
10061-01-5	cis-1,3-Dichloropropene	5.0	U
108-10-1	4-Methyl-2-pentanone	5.0	U
108-88-3	Toluene	1.3	J
10061-02-6	trans-1,3-Dichloropropene	5.0	U
79-00-5	1,1,2-Trichloroethane	5.0	U
127-18-4	Tetrachloroethene	5.0	U
591-78-6	2-Hexanone	5.0	U
124-48-1	Dibromochloromethane	5.0	U
108-90-7	Chlorobenzene	5.0	U
100-41-4	Ethylbenzene	2.5	J
1330-20-7	m,p-Xylene	5.2	
95-47-6	o-Xylene	3.2	J

EL
4/13/12

1B - FORM I VOA-2

VOLATILE ORGANICS ANALYSIS DATA SHEET

EPA SAMPLE NO.

BW-5 PDB
8.7'-10'

Lab Name: SPECTRUM ANALYTICAL, INC. Contract:

Lab Code: MITKEM Case No.: L0469 Mod. Ref No.: SDG No.: SL0469

Matrix: (SOIL/SED/WATER) WATER Lab Sample ID: L0469-01A

Sample wt/vol: 5.00 (g/mL) ML Lab File ID: V1M5645.D

Level: (TRACE/LOW/MED) LOW Date Received: 03/09/2012

% Moisture: not dec. Date Analyzed: 03/19/2012

GC Column: DB-624 ID: 0.25 (mm) Dilution Factor: 1.0

Soil Extract Volume: (uL) Soil Aliquot Volume: (uL)

Purge Volume: 5.0 (mL)

CAS NO.	COMPOUND	CONCENTRATION UNITS: (ug/L or ug/Kg) UG/L	Q
1330-20-7	Xylene (Total)	8.3	
100-42-5	Styrene	5.0	U
75-25-2	Bromoform	5.0	UJ
98-82-8	Isopropylbenzene	1.4	J
79-34-5	1,1,2,2-Tetrachloroethane	5.0	U
103-65-1	n-Propylbenzene	5.0	U
108-67-8	1,3,5-Trimethylbenzene	5.0	U
98-06-6	tert-Butylbenzene	5.0	U
95-63-6	1,2,4-Trimethylbenzene	5.0	U
135-98-8	sec-Butylbenzene	5.0	U
99-87-6	4-Isopropyltoluene	5.0	U
541-73-1	1,3-Dichlorobenzene	5.0	U
106-46-7	1,4-Dichlorobenzene	5.0	U
104-51-8	n-Butylbenzene	5.0	U
95-50-1	1,2-Dichlorobenzene	5.0	U
91-20-3	Naphthalene	5.0	UJ
110-75-8	2-Chloroethyl vinyl ether	5.0	UR

EL
4/13/12

1J - FORM I VOA-TIC

VOLATILE ORGANICS ANALYSIS DATA SHEET

TENTATIVELY IDENTIFIED COMPOUNDS

EPA SAMPLE NO.

BW-5 PDB
8.7'-10'

Lab Name: SPECTRUM ANALYTICAL, INC. Contract:

Lab Code: MITKEM Case No.: L0469 Mod. Ref No.: SDG No.: SL0469

Matrix: (SOIL/SED/WATER) WATER Lab Sample ID: L0469-01A

Sample wt/vol: 5.00 (g/mL) ML Lab File ID: V1M5645.D

Level: (TRACE or LOW/MED) LOW Date Received: 03/09/2012

% Moisture: not dec. Date Analyzed: 03/19/2012

GC Column: DB-624 ID: 0.25 (mm) Dilution Factor: 1.0

Soil Extract Volume: (uL) Soil Aliquot Volume: (uL)

CONCENTRATION UNITS: (ug/L or ug/Kg) UG/L Purge Volume: 5.0 (mL)

CAS NUMBER	COMPOUND NAME	RT	EST. CONC.	Q

[1]EPA-designated Registry Number.

EL
4/13/12

1A - FORM I VOA-1

VOLATILE ORGANICS ANALYSIS DATA SHEET

EPA SAMPLE NO.

BW-5 PDB
8.7'-10'DL

Lab Name: SPECTRUM ANALYTICAL, INC. Contract:

Lab Code: MITKEM Case No.: L0469 Mod. Ref No.: SDG No.: SL0469

Matrix: (SOIL/SED/WATER) WATER Lab Sample ID: L0469-01ADL

Sample wt/vol: 5.00 (g/mL) ML Lab File ID: V5N5329.D

Level: (TRACE/LOW/MED) LOW Date Received: 03/09/2012

% Moisture: not dec. Date Analyzed: 03/21/2012

GC Column: DB-624 ID: 0.25 (mm) Dilution Factor: 20.0

Soil Extract Volume: (uL) Soil Aliquot Volume: (uL)

Purge Volume: 5.0 (mL)

CAS NO.	COMPOUND	CONCENTRATION UNITS: (ug/L or ug/Kg) UG/L	Q
74-87-3	Chloromethane	100	U
75-01-4	Vinyl chloride	640	DJ
74-83-9	Bromomethane	100	U
75-00-3	Chloroethane	100	U
75-69-4	Trichlorofluoromethane	100	U
75-35-4	1,1-Dichloroethene	100	U
67-64-1	Acetone	100	U
75-15-0	Carbon disulfide	100	U
75-09-2	Methylene chloride	100	U
156-60-5	trans-1,2-Dichloroethene	28	DJ
1634-04-4	Methyl tert-butyl ether	100	U
75-34-3	1,1-Dichloroethane	100	U
108-05-4	Vinyl acetate	100	U
78-93-3	2-Butanone	100	U
156-59-2	cis-1,2-Dichloroethene	2000	DJ
67-66-3	Chloroform	100	U
71-55-6	1,1,1-Trichloroethane	100	U
56-23-5	Carbon tetrachloride	100	U
107-06-2	1,2-Dichloroethane	100	U
71-43-2	Benzene	100	U
79-01-6	Trichloroethene	370	DJ
78-87-5	1,2-Dichloropropane	100	U
75-27-4	Bromodichloromethane	100	U
10061-01-5	cis-1,3-Dichloropropene	100	U
108-10-1	4-Methyl-2-pentanone	100	U
108-88-3	Toluene	100	U
10061-02-6	trans-1,3-Dichloropropene	100	U
79-00-5	1,1,2-Trichloroethane	100	U
127-18-4	Tetrachloroethene	100	U
591-78-6	2-Hexanone	100	U
124-48-1	Dibromochloromethane	100	U
108-90-7	Chlorobenzene	100	U
100-41-4	Ethylbenzene	100	U
1330-20-7	m,p-Xylene	100	U
95-47-6	o-Xylene	100	U

EL 4/13/12

1B - FORM I VOA-2

VOLATILE ORGANICS ANALYSIS DATA SHEET

EPA SAMPLE NO.

BW-5 PDB
8.7'-10'DL

Lab Name: SPECTRUM ANALYTICAL, INC. Contract:

Lab Code: MITKEM Case No.: L0469 Mod. Ref No.: SDG No.: SL0469

Matrix: (SOIL/SED/WATER) WATER Lab Sample ID: L0469-01ADL

Sample wt/vol: 5.00 (g/mL) ML Lab File ID: V5N5329.D

Level: (TRACE/LOW/MED) LOW Date Received: 03/09/2012

% Moisture: not dec. Date Analyzed: 03/21/2012

GC Column: DB-624 ID: 0.25 (mm) Dilution Factor: 20.0

Soil Extract Volume: (uL) Soil Aliquot Volume: (uL)

Purge Volume: 5.0 (mL)

CAS NO.	COMPOUND	CONCENTRATION UNITS: (ug/L or ug/Kg) UG/L	Q
1330-20-7	Xylene (Total)	100	U
100-42-5	Styrene	100	U
75-25-2	Bromoform	100	U
98-82-8	Isopropylbenzene	100	U
79-34-5	1,1,2,2-Tetrachloroethane	100	U
103-65-1	n-Propylbenzene	100	U
108-67-8	1,3,5-Trimethylbenzene	100	U
98-06-6	tert-Butylbenzene	100	U
95-63-6	1,2,4-Trimethylbenzene	100	U
135-98-8	sec-Butylbenzene	100	U
99-87-6	4-Isopropyltoluene	100	U
541-73-1	1,3-Dichlorobenzene	100	U
106-46-7	1,4-Dichlorobenzene	100	U
104-51-8	n-Butylbenzene	100	U
95-50-1	1,2-Dichlorobenzene	100	U
91-20-3	Naphthalene	100	U
110-75-8	2-Chloroethyl vinyl ether	100	U

EL
4/13/12

1J - FORM I VOA-TIC

VOLATILE ORGANICS ANALYSIS DATA SHEET

TENTATIVELY IDENTIFIED COMPOUNDS

EPA SAMPLE NO.

BW-5 PDB
8.7'-10'DL

Lab Name: SPECTRUM ANALYTICAL, INC. Contract:

Lab Code: MITKEM Case No.: L0469 Mod. Ref No.: SDG No.: SL0469

Matrix: (SOIL/SED/WATER) WATER Lab Sample ID: L0469-01ADL

Sample wt/vol: 5.00 (g/mL) ML Lab File ID: V5N5329.D

Level: (TRACE or LOW/MED) LOW Date Received: 03/09/2012

% Moisture: not dec. Date Analyzed: 03/21/2012

GC Column: DB-624 ID: 0.25 (mm) Dilution Factor: 20.0

Soil Extract Volume: (uL) Soil Aliquot Volume: (uL)

CONCENTRATION UNITS: (ug/L or ug/Kg) UG/L Purge Volume: 5.0 (mL)

CAS NUMBER	COMPOUND NAME	RT	EST. CONC.	Q

[1]EPA-designated Registry Number.

EL
4/13/12

1A - FORM I VOA-1

VOLATILE ORGANICS ANALYSIS DATA SHEET

EPA SAMPLE NO.

BW-5 PDB
8.7'-10' DUPE

Lab Name: SPECTRUM ANALYTICAL, INC. Contract:

Lab Code: MITKEM Case No.: L0469 Mod. Ref No.: SDG No.: SL0469

Matrix: (SOIL/SED/WATER) WATER Lab Sample ID: L0469-02A

Sample wt/vol: 5.00 (g/mL) ML Lab File ID: V1M5646.D

Level: (TRACE/LOW/MED) LOW Date Received: 03/09/2012

% Moisture: not dec. Date Analyzed: 03/19/2012

GC Column: DB-624 ID: 0.25 (mm) Dilution Factor: 1.0

Soil Extract Volume: (uL) Soil Aliquot Volume: (uL)

Purge Volume: 5.0 (mL)

CAS NO.	COMPOUND	CONCENTRATION UNITS: (ug/L or ug/Kg) UG/L	Q
74-87-3	Chloromethane	5.0	U
75-01-4	Vinyl chloride	600	E
74-83-9	Bromomethane	5.0	U
75-00-3	Chloroethane	5.0	U
75-69-4	Trichlorofluoromethane	5.0	U
75-35-4	1,1-Dichloroethene	15	
67-64-1	Acetone	5.0	U
75-15-0	Carbon disulfide	5.0	U
75-09-2	Methylene chloride	5.0	U
156-60-5	trans-1,2-Dichloroethene	29	
1634-04-4	Methyl tert-butyl ether	5.0	U
75-34-3	1,1-Dichloroethane	1.9	J
108-05-4	Vinyl acetate	5.0	U
78-93-3	2-Butanone	5.0	U
156-59-2	cis-1,2-Dichloroethene	1600	E
67-66-3	Chloroform	5.0	U
71-55-6	1,1,1-Trichloroethane	5.0	U
56-23-5	Carbon tetrachloride	5.0	U
107-06-2	1,2-Dichloroethane	5.0	U
71-43-2	Benzene	1.5	J
79-01-6	Trichloroethene	320	E
78-87-5	1,2-Dichloropropane	5.0	U
75-27-4	Bromodichloromethane	5.0	U
10061-01-5	cis-1,3-Dichloropropene	5.0	U
108-10-1	4-Methyl-2-pentanone	5.0	U
108-88-3	Toluene	1.6	J
10061-02-6	trans-1,3-Dichloropropene	5.0	U
79-00-5	1,1,2-Trichloroethane	5.0	U
127-18-4	Tetrachloroethene	5.0	U
591-78-6	2-Hexanone	5.0	U
124-48-1	Dibromochloromethane	5.0	U
108-90-7	Chlorobenzene	5.0	U
100-41-4	Ethylbenzene	2.8	J
1330-20-7	m,p-Xylene	4.9	J
95-47-6	o-Xylene	3.1	J

EL
4/13/12

1B - FORM I VOA-2

VOLATILE ORGANICS ANALYSIS DATA SHEET

EPA SAMPLE NO.

BW-5 PDB
8.7'-10' DUPE

Lab Name: SPECTRUM ANALYTICAL, INC. Contract:

Lab Code: MITKEM Case No.: L0469 Mod. Ref No.: SDG No.: SL0469

Matrix: (SOIL/SED/WATER) WATER Lab Sample ID: L0469-02A

Sample wt/vol: 5.00 (g/mL) ML Lab File ID: V1M5646.D

Level: (TRACE/LOW/MED) LOW Date Received: 03/09/2012

% Moisture: not dec. Date Analyzed: 03/19/2012

GC Column: DB-624 ID: 0.25 (mm) Dilution Factor: 1.0

Soil Extract Volume: (uL) Soil Aliquot Volume: (uL)

Purge Volume: 5.0 (mL)

CAS NO.	COMPOUND	CONCENTRATION UNITS: (ug/L or ug/Kg) UG/L	Q
1330-20-7	Xylene (Total)	8.0	
100-42-5	Styrene	5.0	U
75-25-2	Bromoform	5.0	UJ
98-82-8	Isopropylbenzene	1.5	J
79-34-5	1,1,2,2-Tetrachloroethane	5.0	U
103-65-1	n-Propylbenzene	5.0	U
108-67-8	1,3,5-Trimethylbenzene	5.0	U
98-06-6	tert-Butylbenzene	5.0	U
95-63-6	1,2,4-Trimethylbenzene	5.0	U
135-98-8	sec-Butylbenzene	5.0	U
99-87-6	4-Isopropyltoluene	5.0	U
541-73-1	1,3-Dichlorobenzene	5.0	U
106-46-7	1,4-Dichlorobenzene	5.0	U
104-51-8	n-Butylbenzene	5.0	U
95-50-1	1,2-Dichlorobenzene	5.0	U
91-20-3	Naphthalene	5.0	UJ
110-75-8	2-Chloroethyl vinyl ether	5.0	UR

EL
4/13/12

1J - FORM I VOA-TIC

VOLATILE ORGANICS ANALYSIS DATA SHEET

TENTATIVELY IDENTIFIED COMPOUNDS

EPA SAMPLE NO.

BW-5 PDB
8.7'-10' DUPE

Lab Name: SPECTRUM ANALYTICAL, INC. Contract:

Lab Code: MITKEM Case No.: L0469 Mod. Ref No.: SDG No.: SL0469

Matrix: (SOIL/SED/WATER) WATER Lab Sample ID: L0469-02A

Sample wt/vol: 5.00 (g/mL) ML Lab File ID: V1M5646.D

Level: (TRACE or LOW/MED) LOW Date Received: 03/09/2012

% Moisture: not dec. Date Analyzed: 03/19/2012

GC Column: DB-624 ID: 0.25 (mm) Dilution Factor: 1.0

Soil Extract Volume: (uL) Soil Aliquot Volume: (uL)

CONCENTRATION UNITS: (ug/L or ug/Kg) UG/L Purge Volume: 5.0 (mL)

CAS NUMBER	COMPOUND NAME	RT	EST. CONC.	Q

[1]EPA-designated Registry Number.

EL
4/13/12

1A - FORM I VOA-1

VOLATILE ORGANICS ANALYSIS DATA SHEET

EPA SAMPLE NO.

BW-5 PDB
8.7'-10' DUPEDL

Lab Name: SPECTRUM ANALYTICAL, INC. Contract:

Lab Code: MITKEM Case No.: L0469 Mod. Ref No.: SDG No.: SL0469

Matrix: (SOIL/SED/WATER) WATER Lab Sample ID: L0469-02ADL

Sample wt/vol: 5.00 (g/mL) ML Lab File ID: V5N5330.D

Level: (TRACE/LOW/MED) LOW Date Received: 03/09/2012

% Moisture: not dec. Date Analyzed: 03/21/2012

GC Column: DB-624 ID: 0.25 (mm) Dilution Factor: 20.0

Soil Extract Volume: (uL) Soil Aliquot Volume: (uL)

Purge Volume: 5.0 (mL)

CAS NO.	COMPOUND	CONCENTRATION UNITS: (ug/L or ug/Kg) UG/L	Q
74-87-3	Chloromethane	100	U
75-01-4	Vinyl chloride	630	D
74-83-9	Bromomethane	100	U
75-00-3	Chloroethane	100	U
75-69-4	Trichlorofluoromethane	100	U
75-35-4	1,1-Dichloroethene	100	U
67-64-1	Acetone	100	U
75-15-0	Carbon disulfide	100	U
75-09-2	Methylene chloride	100	U
156-60-5	trans-1,2-Dichloroethene	26	DJ
1634-04-4	Methyl tert-butyl ether	100	U
75-34-3	1,1-Dichloroethane	100	U
108-05-4	Vinyl acetate	100	U
78-93-3	2-Butanone	100	U
156-59-2	cis-1,2-Dichloroethene	2000	D
67-66-3	Chloroform	100	U
71-55-6	1,1,1-Trichloroethane	100	U
56-23-5	Carbon tetrachloride	100	U
107-06-2	1,2-Dichloroethane	100	U
71-43-2	Benzene	100	U
79-01-6	Trichloroethene	350	D
78-87-5	1,2-Dichloropropane	100	U
75-27-4	Bromodichloromethane	100	U
10061-01-5	cis-1,3-Dichloropropene	100	U
108-10-1	4-Methyl-2-pentanone	100	U
108-88-3	Toluene	100	U
10061-02-6	trans-1,3-Dichloropropene	100	U
79-00-5	1,1,2-Trichloroethane	100	U
127-18-4	Tetrachloroethene	100	U
591-78-6	2-Hexanone	100	U
124-48-1	Dibromochloromethane	100	U
108-90-7	Chlorobenzene	100	U
100-41-4	Ethylbenzene	100	U
1330-20-7	m,p-Xylene	100	U
95-47-6	o-Xylene	100	U

EC 4/13/12

1B - FORM I VOA-2

VOLATILE ORGANICS ANALYSIS DATA SHEET

EPA SAMPLE NO.

BW-5 PDB
8.7'-10' DUPEDL

Lab Name: SPECTRUM ANALYTICAL, INC. Contract:

Lab Code: MITKEM Case No.: L0469 Mod. Ref No.: SDG No.: SL0469

Matrix: (SOIL/SED/WATER) WATER Lab Sample ID: L0469-02ADL

Sample wt/vol: 5.00 (g/mL) ML Lab File ID: V5N5330.D

Level: (TRACE/LOW/MED) LOW Date Received: 03/09/2012

% Moisture: not dec. Date Analyzed: 03/21/2012

GC Column: DB-624 ID: 0.25 (mm) Dilution Factor: 20.0

Soil Extract Volume: (uL) Soil Aliquot Volume: (uL)

Purge Volume: 5.0 (mL)

CAS NO.	COMPOUND	CONCENTRATION UNITS: (ug/L or ug/Kg) UG/L	Q
1330-20-7	Xylene (Total)	100	U
100-42-5	Styrene	100	U
75-25-2	Bromoform	100	U
98-82-8	Isopropylbenzene	100	U
79-34-5	1,1,2,2-Tetrachloroethane	100	U
103-65-1	n-Propylbenzene	100	U
108-67-8	1,3,5-Trimethylbenzene	100	U
98-06-6	tert-Butylbenzene	100	U
95-63-6	1,2,4-Trimethylbenzene	100	U
135-98-8	sec-Butylbenzene	100	U
99-87-6	4-Isopropyltoluene	100	U
541-73-1	1,3-Dichlorobenzene	100	U
106-46-7	1,4-Dichlorobenzene	100	U
104-51-8	n-Butylbenzene	100	U
95-50-1	1,2-Dichlorobenzene	100	U
91-20-3	Naphthalene	100	U
110-75-8	2-Chloroethyl vinyl ether	100	U

EL
4/13/12

1J - FORM I VOA-TIC

VOLATILE ORGANICS ANALYSIS DATA SHEET

TENTATIVELY IDENTIFIED COMPOUNDS

EPA SAMPLE NO.

BW-5 PDB
8.7'-10' DUPEDL

Lab Name: SPECTRUM ANALYTICAL, INC. Contract:

Lab Code: MITKEM Case No.: L0469 Mod. Ref No.: SDG No.: SL0469

Matrix: (SOIL/SED/WATER) WATER Lab Sample ID: L0469-02ADL

Sample wt/vol: 5.00 (g/mL) ML Lab File ID: V5N5330.D

Level: (TRACE or LOW/MED) LOW Date Received: 03/09/2012

% Moisture: not dec. Date Analyzed: 03/21/2012

GC Column: DB-624 ID: 0.25 (mm) Dilution Factor: 20.0

Soil Extract Volume: (uL) Soil Aliquot Volume: (uL)

CONCENTRATION UNITS: (ug/L or ug/Kg) UG/L Purge Volume: 5.0 (mL)

CAS NUMBER	COMPOUND NAME	RT	EST. CONC.	Q

[1]EPA-designated Registry Number.

EL
4/13/12

1A - FORM I VOA-1

VOLATILE ORGANICS ANALYSIS DATA SHEET

EPA SAMPLE NO.

BW-5 PDB 15'-17'

Lab Name: SPECTRUM ANALYTICAL, INC. Contract:

Lab Code: MITKEM Case No.: L0469 Mod. Ref No.: SDG No.: SL0469

Matrix: (SOIL/SED/WATER) WATER Lab Sample ID: L0469-03A

Sample wt/vol: 5.00 (g/mL) ML Lab File ID: V1M5647.D

Level: (TRACE/LOW/MED) LOW Date Received: 03/09/2012

% Moisture: not dec. Date Analyzed: 03/19/2012

GC Column: DB-624 ID: 0.25 (mm) Dilution Factor: 1.0

Soil Extract Volume: (uL) Soil Aliquot Volume: (uL)

Purge Volume: 5.0 (mL)

CAS NO.	COMPOUND	CONCENTRATION UNITS: (ug/L or ug/Kg) UG/L	Q
74-87-3	Chloromethane	5.0	U
75-01-4	Vinyl chloride	600	E
74-83-9	Bromomethane	5.0	U
75-00-3	Chloroethane	5.0	U
75-69-4	Trichlorofluoromethane	5.0	U
75-35-4	1,1-Dichloroethene	15	
67-64-1	Acetone	5.0	U
75-15-0	Carbon disulfide	5.0	U
75-09-2	Methylene chloride	5.0	U
156-60-5	trans-1,2-Dichloroethene	41	
1634-04-4	Methyl tert-butyl ether	5.0	U
75-34-3	1,1-Dichloroethane	1.8	J
108-05-4	Vinyl acetate	5.0	U
78-93-3	2-Butanone	5.0	U
156-59-2	cis-1,2-Dichloroethene	1600	E
67-66-3	Chloroform	5.0	U
71-55-6	1,1,1-Trichloroethane	5.0	UJ
56-23-5	Carbon tetrachloride	5.0	UJ
107-06-2	1,2-Dichloroethane	5.0	U
71-43-2	Benzene	1.5	J
79-01-6	Trichloroethene	320	E
78-87-5	1,2-Dichloropropane	5.0	U
75-27-4	Bromodichloromethane	5.0	U
10061-01-5	cis-1,3-Dichloropropene	5.0	U
108-10-1	4-Methyl-2-pentanone	5.0	U
108-88-3	Toluene	1.5	J
10061-02-6	trans-1,3-Dichloropropene	5.0	U
79-00-5	1,1,2-Trichloroethane	5.0	U
127-18-4	Tetrachloroethene	5.0	U
591-78-6	2-Hexanone	5.0	U
124-48-1	Dibromochloromethane	5.0	U
108-90-7	Chlorobenzene	5.0	U
100-41-4	Ethylbenzene	3.0	J
1330-20-7	m,p-Xylene	4.8	J
95-47-6	o-Xylene	3.1	J

EL 4/13/12

1B - FORM I VOA-2

VOLATILE ORGANICS ANALYSIS DATA SHEET

EPA SAMPLE NO.

BW-5 PDB 15'-17'

Lab Name: SPECTRUM ANALYTICAL, INC. Contract:

Lab Code: MITKEM Case No.: L0469 Mod. Ref No.: SDG No.: SL0469

Matrix: (SOIL/SED/WATER) WATER Lab Sample ID: L0469-03A

Sample wt/vol: 5.00 (g/mL) ML Lab File ID: V1M5647.D

Level: (TRACE/LOW/MED) LOW Date Received: 03/09/2012

% Moisture: not dec. Date Analyzed: 03/19/2012

GC Column: DB-624 ID: 0.25 (mm) Dilution Factor: 1.0

Soil Extract Volume: (uL) Soil Aliquot Volume: (uL)

Purge Volume: 5.0 (mL)

CAS NO.	COMPOUND	CONCENTRATION UNITS: (ug/L or ug/Kg) UG/L	Q
1330-20-7	Xylene (Total)	7.9	
100-42-5	Styrene	5.0	U
75-25-2	Bromoform	5.0	UJ
98-82-8	Isopropylbenzene	1.4	J
79-34-5	1,1,2,2-Tetrachloroethane	5.0	U
103-65-1	n-Propylbenzene	5.0	U
108-67-8	1,3,5-Trimethylbenzene	5.0	U
98-06-6	tert-Butylbenzene	5.0	U
95-63-6	1,2,4-Trimethylbenzene	5.0	U
135-98-8	sec-Butylbenzene	5.0	U
99-87-6	4-Isopropyltoluene	5.0	U
541-73-1	1,3-Dichlorobenzene	5.0	U
106-46-7	1,4-Dichlorobenzene	5.0	U
104-51-8	n-Butylbenzene	5.0	U
95-50-1	1,2-Dichlorobenzene	5.0	U
91-20-3	Naphthalene	5.0	UJ
110-75-8	2-Chloroethyl vinyl ether	5.0	UR

EL
4/13/12

1J - FORM I VOA-TIC

VOLATILE ORGANICS ANALYSIS DATA SHEET

TENTATIVELY IDENTIFIED COMPOUNDS

EPA SAMPLE NO.

BW-5 PDB 15'-17'

Lab Name: SPECTRUM ANALYTICAL, INC. Contract:

Lab Code: MITKEM Case No.: L0469 Mod. Ref No.: SDG No.: SL0469

Matrix: (SOIL/SED/WATER) WATER Lab Sample ID: L0469-03A

Sample wt/vol: 5.00 (g/mL) ML Lab File ID: V1M5647.D

Level: (TRACE or LOW/MED) LOW Date Received: 03/09/2012

% Moisture: not dec. Date Analyzed: 03/19/2012

GC Column: DB-624 ID: 0.25 (mm) Dilution Factor: 1.0

Soil Extract Volume: (uL) Soil Aliquot Volume: (uL)

CONCENTRATION UNITS: (ug/L or ug/Kg) UG/L Purge Volume: 5.0 (mL)

CAS NUMBER	COMPOUND NAME	RT	EST. CONC.	Q

[1]EPA-designated Registry Number.

EL 4/13/12

1A - FORM I VOA-1

VOLATILE ORGANICS ANALYSIS DATA SHEET

EPA SAMPLE NO.

BW-5 PDB
15'-17'DL

Lab Name: SPECTRUM ANALYTICAL, INC. Contract:

Lab Code: MITKEM Case No.: L0469 Mod. Ref No.: SDG No.: SL0469

Matrix: (SOIL/SED/WATER) WATER Lab Sample ID: L0469-03ADL

Sample wt/vol: 5.00 (g/mL) ML Lab File ID: V5N5331.D

Level: (TRACE/LOW/MED) LOW Date Received: 03/09/2012

% Moisture: not dec. Date Analyzed: 03/21/2012

GC Column: DB-624 ID: 0.25 (mm) Dilution Factor: 20.0

Soil Extract Volume: (uL) Soil Aliquot Volume: (uL)

Purge Volume: 5.0 (mL)

CAS NO.	COMPOUND	CONCENTRATION UNITS: (ug/L or ug/Kg) UG/L	Q
74-87-3	Chloromethane	100	U
75-01-4	Vinyl chloride	390	D J
74-83-9	Bromomethane	100	U
75-00-3	Chloroethane	100	U
75-69-4	Trichlorofluoromethane	100	U
75-35-4	1,1-Dichloroethene	100	U
67-64-1	Acetone	100	U
75-15-0	Carbon disulfide	100	U
75-09-2	Methylene chloride	100	U
156-60-5	trans-1,2-Dichloroethene	25	DJ
1634-04-4	Methyl tert-butyl ether	100	U
75-34-3	1,1-Dichloroethane	100	U
108-05-4	Vinyl acetate	100	U
78-93-3	2-Butanone	100	U
156-59-2	cis-1,2-Dichloroethene	1800	D J
67-66-3	Chloroform	100	U
71-55-6	1,1,1-Trichloroethane	100	U
56-23-5	Carbon tetrachloride	100	U
107-06-2	1,2-Dichloroethane	100	U
71-43-2	Benzene	100	U
79-01-6	Trichloroethene	260	D J
78-87-5	1,2-Dichloropropane	100	U
75-27-4	Bromodichloromethane	100	U
10061-01-5	cis-1,3-Dichloropropene	100	U
108-10-1	4-Methyl-2-pentanone	100	U
108-88-3	Toluene	100	U
10061-02-6	trans-1,3-Dichloropropene	100	U
79-00-5	1,1,2-Trichloroethane	100	U
127-18-4	Tetrachloroethene	100	U
591-78-6	2-Hexanone	100	U
124-48-1	Dibromochloromethane	100	U
108-90-7	Chlorobenzene	100	U
100-41-4	Ethylbenzene	100	U
1330-20-7	m,p-Xylene	100	U
95-47-6	o-Xylene	100	U

EL
4/13/12

1B - FORM I VOA-2

VOLATILE ORGANICS ANALYSIS DATA SHEET

EPA SAMPLE NO.

BW-5 PDB
15'-17'DL

Lab Name: SPECTRUM ANALYTICAL, INC. Contract:

Lab Code: MITKEM Case No.: L0469 Mod. Ref No.: SDG No.: SL0469

Matrix: (SOIL/SED/WATER) WATER Lab Sample ID: L0469-03ADL

Sample wt/vol: 5.00 (g/mL) ML Lab File ID: V5N5331.D

Level: (TRACE/LOW/MED) LOW Date Received: 03/09/2012

% Moisture: not dec. Date Analyzed: 03/21/2012

GC Column: DB-624 ID: 0.25 (mm) Dilution Factor: 20.0

Soil Extract Volume: (uL) Soil Aliquot Volume: (uL)

Purge Volume: 5.0 (mL)

CAS NO.	COMPOUND	CONCENTRATION UNITS: (ug/L or ug/Kg) UG/L	Q
1330-20-7	Xylene (Total)	100	U
100-42-5	Styrene	100	U
75-25-2	Bromoform	100	U
98-82-8	Isopropylbenzene	100	U
79-34-5	1,1,2,2-Tetrachloroethane	100	U
103-65-1	n-Propylbenzene	100	U
108-67-8	1,3,5-Trimethylbenzene	100	U
98-06-6	tert-Butylbenzene	100	U
95-63-6	1,2,4-Trimethylbenzene	100	U
135-98-8	sec-Butylbenzene	100	U
99-87-6	4-Isopropyltoluene	100	U
541-73-1	1,3-Dichlorobenzene	100	U
106-46-7	1,4-Dichlorobenzene	100	U
104-51-8	n-Butylbenzene	100	U
95-50-1	1,2-Dichlorobenzene	100	U
91-20-3	Naphthalene	100	U
110-75-8	2-Chloroethyl vinyl ether	100	U

EL
4/13/12

1J - FORM I VOA-TIC

VOLATILE ORGANICS ANALYSIS DATA SHEET

TENTATIVELY IDENTIFIED COMPOUNDS

EPA SAMPLE NO.

BW-5 PDB
15'-17'DL

Lab Name: SPECTRUM ANALYTICAL, INC. Contract:

Lab Code: MITKEM Case No.: L0469 Mod. Ref No.: SDG No.: SL0469

Matrix: (SOIL/SED/WATER) WATER Lab Sample ID: L0469-03ADL

Sample wt/vol: 5.00 (g/mL) ML Lab File ID: V5N5331.D

Level: (TRACE or LOW/MED) LOW Date Received: 03/09/2012

% Moisture: not dec. Date Analyzed: 03/21/2012

GC Column: DB-624 ID: 0.25 (mm) Dilution Factor: 20.0

Soil Extract Volume: (uL) Soil Aliquot Volume: (uL)

CONCENTRATION UNITS: (ug/L or ug/Kg) UG/L Purge Volume: 5.0 (mL)

CAS NUMBER	COMPOUND NAME	RT	EST. CONC.	Q

[1]EPA-designated Registry Number.

EL
4/13/12

Data Usability Summary Report (DUSR)

690 Saint Paul St.
Labella Project #209280

Spectrum Analytical, Inc., Warwick, RI
Sample Delivery Group #L0368
April 13, 2012

Prepared by:
Ethan Lee
LaBella Associates, P.C.
300 State St
Rochester, NY 14614

Analytical results for the project samples were reviewed to evaluate the data usability. Data was assessed in accordance with guidance from the following Federal and/or State guidance documents:

- USEPA National Functional Guidelines for Organic Data Review (EPA 540/R-99/008) and/or USEPA National Functional Guidelines for Low Concentration Organic Data Review (EPA 540-R-04-004).

And method protocol criteria were applicable as prescribed by "Test Methods for Evaluating Solid Waste", SW846, Update III, 1996.

This DUSR pertains to the following samples:

Sample ID	Lab ID	Matrix	Sample Date	Analysis Performed				
				VOC[1]	SVOC[2]	Pest.[3]	PCB[4]	Metals[5]/ Mercury[6]
BW-11	L0368-01	AQ	2/22/12	X	X			
BW-9	L0368-02	AQ	2/22/12	X	X			
BW-9 DUP	L0368-03	AQ	2/22/12	X				
BW-12	L0368-04	AQ	2/22/12	X	X			

(1) VOC analyses were performed using USEPA Method SW846 8260B.
(2) SVOC analyses were performed using USEPA Method SW846 8270C.
(3) Pesticide analyses were performed using USEPA Method SW846 8081B.
(4) PCB analyses were performed using USEPA Method SW846 8082A.
(5) TAL Metals analyses were performed using USEPA Method SW846 6010B.
(6) Soil Mercury analyses were performed using USEPA Method SW846 7471B. Aqueous Mercury analyses were performed using USEPA Method SW846 7470A.

The following items/criteria applicable to the analysis of project samples and associated QA/QC procedures were reviewed:

- Sample Data Reporting Format
- Preservation and Holding Time Compliance
- GC/MS Instrument Performance Check
- Initial Calibration Verification (ICV)
- Continuing Calibration Verification (CCV)
- Blank Sample Analysis
- System Monitoring/Surrogate Compound Recoveries
- Laboratory Control Sample (LCS) Recoveries
- Matrix Spike/Matrix Spike Duplicate (MS/MSD) Recoveries
- Internal Standards
- Target Compound Identification
- Compound Quantitation
- Data Qualifiers
- Summary

Volatile Organic Compounds (VOCs)

Sample Data Reporting Format

The sample data are presented using USEPA Contract Laboratory Protocol (CLP) format. The data package has been reviewed for completeness and found to contain each required sample result and associated QA/QC report form. The reporting format is complete and compliant with the objectives of the project. No qualification of the data is recommended.

Preservation and Holding Time Compliance

Maximum allowable holding times for each parameter were measured from the time of sample collection to the time of sample preparation or analysis for each project sample. All project samples were found to be properly preserved or analyzed within the USEPA recommended maximum holding time, without exception. No qualification of the data is recommended.

Gas Chromatography/Mass Spectrometry (GC/MS) Instrument Performance Check

GC/MS instrument performance checks for the instruments used in the analysis of project samples fell within method specific criteria without exception. No qualification of the data is recommended.

Initial Calibration Verification (ICV)

Initial calibration checks for the instruments used in the analysis of project samples fell within the method specific criteria with the following exceptions.

Instrument	Date/ Time	Target Analyte(s)	%RSD	RRF	Corrective Action	Affected Sample(s)
V10	2/28/12 09:08	Bromomethane 2-Chloroethyl vinyl ether	29.1 214.7	0.11 0.02	Action #1 Action #2	BW-11 BW-9 BW-9 DUP BW-12 BW-11 DL

Action #1: Positive results are qualified "J", estimated and nondetected analytes as "UJ", estimated detection limit.
Action #2: Positive results are qualified "J", estimated and nondetected analytes as "R", rejected.

Continuing Calibration Verification (CCV)

Continuing calibration checks for the instruments used in the analysis of project samples fell within the method specific criteria, with the following exceptions:

Instrument	Date/ Time	Target Analyte(s)	%D	RRF	Corrective Action	Affected Sample(s)
V10	2/29/12 08:46	Bromomethane 2-Chloroethyl vinyl ether	-45.5 -0.4	0.06 0.002	Action #1 Action #2	BW-11 BW-9 BW-9 DUP BW-12
V10	3/1/12 12:44	Bromomethane 2-Chloroethyl vinyl ether	-34.4 -2.4	0.07 0.002	Action #1 Action #2	BW-11 DL

Action #1: Positive results are qualified "J", estimated and nondetected analytes as "UJ", estimated detection limit.
Action #2: Positive results are qualified "J", estimated and nondetected analytes as "R", rejected.

Blank Sample Analysis

In accordance with cited USEPA guidelines, positive sample results should be reported unless the concentration of the compound in the project sample is less than or equal to 10 times (10X) the amount in any blank for the common laboratory contaminants (methylene chloride, acetone, 2-butanone, cyclohexane), or 5 times (5X) the amount for other target compounds.

Target compounds were not identified in associated blank samples at a concentration above the MDL for organic parameter analyses without exception. No qualification of the data is recommended.

System Monitoring/Surrogate Compound Recoveries

System monitoring/surrogate compound recoveries were within the laboratory specific criteria for the analysis of the project samples without exception. No qualification of the data is recommended.

Laboratory Control Sample (LCS) and Matrix Spike/Matrix Spike Duplicate (MS/MSD) Recoveries

LCS recoveries were within the method specific criteria without exception. No qualification of the data is recommended.

MS/MSD recovery data alone cannot be used to evaluate precision or accuracy of individual samples. Although the associated MS and MSD samples had VOC compounds with percent

recoveries outside of the method specific criteria, due to the LCS recoveries being within the criteria, no qualification of the data is recommended.

Internal Standards (IS)

The calculated response of each IS compound fell within the QA/QC criteria without exception. No qualification of the data is recommended.

Compound Quantitation

Compound quantitation is performed to ensure that reported quantitation results are accurate. No qualification of the data is recommended.

Data Qualifiers

Data qualifiers were assigned by the laboratory to the reported results to identify target analytes detected below the reporting limit (RL) but above the method detection limit (MDL), and/or when target analytes were detected in the associated method/preparation blank sample. Based on a spot check of the data qualifiers used, these flags appeared to be applied to the reported results in accordance with USEPA guidance. The "J" qualifier, which indicates an estimated value because the result was between the RL and MDL, was carried forward.

Compounds detected at levels above the calibration range of the instrument were qualified "E" by the laboratory. The samples were then re-analyzed at a dilution to bring the concentration within the calibration range of the instrument. Both results were reported by the laboratory and the data validator used professional judgment to select the best result for reporting purposes.

Semivolatile Organic Compounds (SVOCs)

Sample Data Reporting Format

The sample data are presented using USEPA Contract Laboratory Protocol (CLP) format. The data package has been reviewed for completeness and found to contain each required sample result and associated QA/QC report form. The reporting format is complete and compliant with the objectives of the project. No qualification of the data is recommended.

Preservation and Holding Time Compliance

Maximum allowable holding times for each parameter were measured from the time of sample collection to the time of sample preparation or analysis for each project sample. All project samples were found to be properly preserved or analyzed within the USEPA recommended maximum holding time, without exception. No qualification of the data is recommended.

Gas Chromatography/Mass Spectrometry (GC/MS) Instrument Performance Check

GC/MS instrument performance checks for the instruments used in the analysis of project samples fell within method specific criteria without exception. No qualification of the data is recommended.

Initial Calibration Verification (ICV)

Initial calibration checks for the instruments used in the analysis of project samples fell within the method specific criteria with the following exceptions.

Inst.	Date/ Time	Target Analyte(s)	%RSD	RRF	Corrective Action	Affected Sample(s)
S3	12/27/11 12:13	2,4-Dimethylphenol	36.2	0.27	Action #1	BW-11 BW-9 BW-12

Action #1: Positive results are qualified "J", estimated and nondetected analytes as "UJ", estimated detection limit.

Continuing Calibration Verification (CCV)

Continuing calibration checks for the instruments used in the analysis of project samples fell within the method specific criteria, with the following exceptions:

Inst.	Date/ Time	Target Analyte(s)	%D	RRF	Corrective Action	Affected Sample(s)
S3	2/27/12 13:00	Nitrobenzene 4-Nitrophenol	45.4 47.3	0.44 0.23	Action #1 Action #1	BW-11 BW-9 BW-12

Action #1: Positive results are qualified "J", estimated and nondetected analytes as "UJ", estimated detection limit.

Blank Sample Analysis

In accordance with cited USEPA guidelines, positive sample results should be reported unless the concentration of the compound in the project sample is less than or equal to 5 times (5X) the amount in any blank.

Target compounds were not identified in associated blank samples at a concentration above the MDL for organic parameter analyses without exception. No qualification of the data is recommended.

System Monitoring/Surrogate Compound Recoveries

System monitoring/surrogate compound recoveries were within the laboratory specific criteria for the analysis of the project samples, with the following exceptions:

Surrogate		Criteria (%)
Nitrobenzene-d5	S01	40-110
2-Fluorobiphenyl	S02	50-110
Terphenyl-d14	S03	50-135
Phenol-d5	S04	10-115
2-Fluorophenol	S05	20-110
2,4,6-Tribromophenol	S06	40-125

Project Sample ID	S01	S02	S03	S04	S05	S06	Positive Results	Non Detect (ND)
	%R	%R	%R	%R	%R	%R		
BW-11	90	82	**44**	19	34	123	J	UJ
BW-9	78	77	**33**	20	33	117	J	UJ
BW-12	84	74	**46**	21	34	114	J	UJ

If the surrogate percent recovery is greater than the upper acceptance limit, associated target analyte positive results are qualified "J", estimated and nondetected analytes should not be qualified. If the surrogate percent recovery is less than the lower acceptance limit, associated target analyte positive results are qualified "J", estimated and nondetected analytes are qualified "UJ", estimated detection limit. All SVOC target analytes in the identified project samples should be qualified as noted above.

Laboratory Control Sample (LCS) Recoveries

LCS recoveries were within the method specific criteria, with the following exceptions:

LCS ID	Compound	QC Criteria	LCS %R	Corrective Action	Affected Samples
LCS-64797	Nitrobenzene 4-Nitrophenol	45-110 0-125	116 129	Action #1 Action #1	BW-11 BW-9 BW-12
LCSD-64797	Nitrobenzene 4-Nitrophenol	45-110 0-125	118 131	Action #1 Action #1	BW-11 BW-9 BW-12

Action #1: Positive results are qualified "J", estimated and nondetected results should not be qualified.

Internal Standards (IS)

The calculated response of each IS compound fell within the QA/QC criteria without exception. No qualification of the data is recommended.

Compound Quantitation

Compound quantitation is performed to ensure that reported quantitation results are accurate. No qualification of the data is recommended.

Data Qualifiers

Data qualifiers were assigned by the laboratory to the reported results to identify target analytes detected below the reporting limit (RL) but above the method detection limit (MDL), and/or when target analytes were detected in the associated method/preparation blank sample. Based on a spot check of the data qualifiers used, these flags appeared to be applied to the reported results in accordance with USEPA guidance. The "J" qualifier, which indicates an estimated value because the result was between the RL and MDL, was carried forward.

Summary

The results presented in each report were found to be compliant with the data quality objectives for the project and usable. Based on our review, the usability of the data is 100%, with the few exceptions noted above.

1A - FORM I VOA-1

VOLATILE ORGANICS ANALYSIS DATA SHEET

CLIENT SAMPLE NO.

BW-11

Lab Name: SPECTRUM ANALYTICAL, INC. Contract:

Lab Code: MITKEM Case No.: L0368 Mod. Ref No.: SDG No.: SL0368

Matrix: (SOIL/SED/WATER) WATER Lab Sample ID: L0368-01A

Sample wt/vol: 5.00 (g/mL) ML Lab File ID: V8B0011.D

Level: (TRACE/LOW/MED) LOW Date Received: 02/24/2012

% Moisture: not dec. Date Analyzed: 02/29/2012

GC Column: DB-624 ID: 0.25 (mm) Dilution Factor: 1.0

Soil Extract Volume: (uL) Soil Aliquot Volume: (uL)

Purge Volume: 5.0 (mL)

CAS NO.	COMPOUND	CONCENTRATION UNITS: (ug/L or ug/Kg) UG/L	Q
74-87-3	Chloromethane	5.0	U
75-01-4	Vinyl chloride	74	
74-83-9	Bromomethane	5.0	UJ
75-00-3	Chloroethane	5.0	U
75-69-4	Trichlorofluoromethane	5.0	U
75-35-4	1,1-Dichloroethene	3.8	J
67-64-1	Acetone	5.0	U
75-15-0	Carbon disulfide	5.0	U
75-09-2	Methylene chloride	5.0	U
156-60-5	trans-1,2-Dichloroethene	2.9	J
1634-04-4	Methyl tert-butyl ether	5.0	U
75-34-3	1,1-Dichloroethane	5.0	U
108-05-4	Vinyl acetate	5.0	U
78-93-3	2-Butanone	5.0	U
156-59-2	cis-1,2-Dichloroethene	470	E
67-66-3	Chloroform	1.5	J
71-55-6	1,1,1-Trichloroethane	5.0	U
56-23-5	Carbon tetrachloride	5.0	U
107-06-2	1,2-Dichloroethane	5.0	U
71-43-2	Benzene	5.0	U
79-01-6	Trichloroethene	440	E
78-87-5	1,2-Dichloropropane	5.0	U
75-27-4	Bromodichloromethane	5.0	U
10061-01-5	cis-1,3-Dichloropropene	5.0	U
108-10-1	4-Methyl-2-pentanone	5.0	U
108-88-3	Toluene	5.0	U
10061-02-6	trans-1,3-Dichloropropene	5.0	U
79-00-5	1,1,2-Trichloroethane	5.0	U
127-18-4	Tetrachloroethene	5.0	U
591-78-6	2-Hexanone	5.0	U
124-48-1	Dibromochloromethane	5.0	U
108-90-7	Chlorobenzene	5.0	U
100-41-4	Ethylbenzene	5.0	U
1330-20-7	m,p-Xylene	5.0	U
95-47-6	o-Xylene	5.0	U

EL 4/13/12

1B - FORM I VOA-2

VOLATILE ORGANICS ANALYSIS DATA SHEET

CLIENT SAMPLE NO.

BW-11

Lab Name: SPECTRUM ANALYTICAL, INC. Contract:

Lab Code: MITKEM Case No.: L0368 Mod. Ref No.: SDG No.: SL0368

Matrix: (SOIL/SED/WATER) WATER Lab Sample ID: L0368-01A

Sample wt/vol: 5.00 (g/mL) ML Lab File ID: V8B0011.D

Level: (TRACE/LOW/MED) LOW Date Received: 02/24/2012

% Moisture: not dec. Date Analyzed: 02/29/2012

GC Column: DB-624 ID: 0.25 (mm) Dilution Factor: 1.0

Soil Extract Volume: (uL) Soil Aliquot Volume: (uL)

Purge Volume: 5.0 (mL)

CAS NO.	COMPOUND	CONCENTRATION UNITS: (ug/L or ug/Kg) UG/L	Q
1330-20-7T	Xylene (Total)	5.0	U
100-42-5	Styrene	5.0	U
75-25-2	Bromoform	5.0	U
98-82-8	Isopropylbenzene	5.0	U
79-34-5	1,1,2,2-Tetrachloroethane	5.0	U
103-65-1	n-Propylbenzene	5.0	U
108-67-8	1,3,5-Trimethylbenzene	5.0	U
98-06-6	tert-Butylbenzene	5.0	U
95-63-6	1,2,4-Trimethylbenzene	5.0	U
135-98-8	sec-Butylbenzene	5.0	U
99-87-6	4-Isopropyltoluene	5.0	U
541-73-1	1,3-Dichlorobenzene	5.0	U
106-46-7	1,4-Dichlorobenzene	5.0	U
104-51-8	n-Butylbenzene	5.0	U
95-50-1	1,2-Dichlorobenzene	5.0	U
91-20-3	Naphthalene	5.0	U
110-75-8	2-Chloroethyl vinyl ether	5.0	~~U~~ R

EL
4/13/12

1J - FORM I VOA-TIC

VOLATILE ORGANICS ANALYSIS DATA SHEET

TENTATIVELY IDENTIFIED COMPOUNDS

CLIENT SAMPLE NO.

BW-11

Lab Name: SPECTRUM ANALYTICAL, INC. Contract:

Lab Code: MITKEM Case No.: L0368 Mod. Ref No.: SDG No.: SL0368

Matrix: (SOIL/SED/WATER) WATER Lab Sample ID: L0368-01A

Sample wt/vol: 5.00 (g/mL) ML Lab File ID: V8B0011.D

Level: (TRACE or LOW/MED) LOW Date Received: 02/24/2012

% Moisture: not dec. Date Analyzed: 02/29/2012

GC Column: DB-624 ID: 0.25 (mm) Dilution Factor: 1.0

Soil Extract Volume: (uL) Soil Aliquot Volume: (uL)

CONCENTRATION UNITS: (ug/L or ug/Kg) UG/L Purge Volume: 5.0 (mL)

CAS NUMBER	COMPOUND NAME	RT	EST. CONC.	Q

[1]EPA-designated Registry Number.

EL
4/3/12

1A - FORM I VOA-1

VOLATILE ORGANICS ANALYSIS DATA SHEET

CLIENT SAMPLE NO.

BW-11DL

Lab Name: SPECTRUM ANALYTICAL, INC. Contract:

Lab Code: MITKEM Case No.: L0368 Mod. Ref No.: SDG No.: SL0368

Matrix: (SOIL/SED/WATER) WATER Lab Sample ID: L0368-01ADL

Sample wt/vol: 5.00 (g/mL) ML Lab File ID: V8B0011A.D

Level: (TRACE/LOW/MED) LOW Date Received: 02/24/2012

% Moisture: not dec. Date Analyzed: 03/01/2012

GC Column: DB-624 ID: 0.25 (mm) Dilution Factor: 10.0

Soil Extract Volume: (uL) Soil Aliquot Volume: (uL)

Purge Volume: 5.0 (mL)

CAS NO.	COMPOUND	CONCENTRATION UNITS: (ug/L or ug/Kg) UG/L	Q
74-87-3	Chloromethane	50	U
75-01-4	Vinyl chloride	67	D
74-83-9	Bromomethane	50	U
75-00-3	Chloroethane	50	U
75-69-4	Trichlorofluoromethane	50	U
75-35-4	1,1-Dichloroethene	50	U
67-64-1	Acetone	50	U
75-15-0	Carbon disulfide	50	U
75-09-2	Methylene chloride	50	U
156-60-5	trans-1,2-Dichloroethene	50	U
1634-04-4	Methyl tert-butyl ether	50	U
75-34-3	1,1-Dichloroethane	50	U
108-05-4	Vinyl acetate	50	U
78-93-3	2-Butanone	50	U
156-59-2	cis-1,2-Dichloroethene	460	D
67-66-3	Chloroform	50	U
71-55-6	1,1,1-Trichloroethane	50	U
56-23-5	Carbon tetrachloride	50	U
107-06-2	1,2-Dichloroethane	50	U
71-43-2	Benzene	50	U
79-01-6	Trichloroethene	430	D
78-87-5	1,2-Dichloropropane	50	U
75-27-4	Bromodichloromethane	50	U
10061-01-5	cis-1,3-Dichloropropene	50	U
108-10-1	4-Methyl-2-pentanone	50	U
108-88-3	Toluene	50	U
10061-02-6	trans-1,3-Dichloropropene	50	U
79-00-5	1,1,2-Trichloroethane	50	U
127-18-4	Tetrachloroethene	50	U
591-78-6	2-Hexanone	50	U
124-48-1	Dibromochloromethane	50	U
108-90-7	Chlorobenzene	50	U
100-41-4	Ethylbenzene	50	U
1330-20-7	m,p-Xylene	50	U
95-47-6	o-Xylene	50	U

EL 4/13/12

1B - FORM I VOA-2

VOLATILE ORGANICS ANALYSIS DATA SHEET

CLIENT SAMPLE NO.

BW-11DL

Lab Name: SPECTRUM ANALYTICAL, INC. Contract:

Lab Code: MITKEM Case No.: L0368 Mod. Ref No.: SDG No.: SL0368

Matrix: (SOIL/SED/WATER) WATER Lab Sample ID: L0368-01ADL

Sample wt/vol: 5.00 (g/mL) ML Lab File ID: V8B0011A.D

Level: (TRACE/LOW/MED) LOW Date Received: 02/24/2012

% Moisture: not dec. Date Analyzed: 03/01/2012

GC Column: DB-624 ID: 0.25 (mm) Dilution Factor: 10.0

Soil Extract Volume: (uL) Soil Aliquot Volume: (uL)

Purge Volume: 5.0 (mL)

CAS NO.	COMPOUND	CONCENTRATION UNITS: (ug/L or ug/Kg) UG/L	Q
1330-20-7T	Xylene (Total)	50	U
100-42-5	Styrene	50	U
75-25-2	Bromoform	50	U
98-82-8	Isopropylbenzene	50	U
79-34-5	1,1,2,2-Tetrachloroethane	50	U
103-65-1	n-Propylbenzene	50	U
108-67-8	1,3,5-Trimethylbenzene	50	U
98-06-6	tert-Butylbenzene	50	U
95-63-6	1,2,4-Trimethylbenzene	50	U
135-98-8	sec-Butylbenzene	50	U
99-87-6	4-Isopropyltoluene	50	U
541-73-1	1,3-Dichlorobenzene	50	U
106-46-7	1,4-Dichlorobenzene	50	U
104-51-8	n-Butylbenzene	50	U
95-50-1	1,2-Dichlorobenzene	50	U
91-20-3	Naphthalene	50	U
110-75-8	2-Chloroethyl vinyl ether	50	U

EL 4/13/12

1J - FORM I VOA-TIC

VOLATILE ORGANICS ANALYSIS DATA SHEET

TENTATIVELY IDENTIFIED COMPOUNDS

CLIENT SAMPLE NO.

BW-11DL

Lab Name: SPECTRUM ANALYTICAL, INC. Contract:

Lab Code: MITKEM Case No.: L0368 Mod. Ref No.: SDG No.: SL0368

Matrix: (SOIL/SED/WATER) WATER Lab Sample ID: L0368-01ADL

Sample wt/vol: 5.00 (g/mL) ML Lab File ID: V8B0011A.D

Level: (TRACE or LOW/MED) LOW Date Received: 02/24/2012

% Moisture: not dec. Date Analyzed: 03/01/2012

GC Column: DB-624 ID: 0.25 (mm) Dilution Factor: 10.0

Soil Extract Volume: (uL) Soil Aliquot Volume: (uL)

CONCENTRATION UNITS: (ug/L or ug/Kg) UG/L Purge Volume: 5.0 (mL)

CAS NUMBER	COMPOUND NAME	RT	EST. CONC.	Q

[1]EPA-designated Registry Number.

EL
4/13/12

1A - FORM I VOA-1

VOLATILE ORGANICS ANALYSIS DATA SHEET

CLIENT SAMPLE NO.

BW-9

Lab Name: SPECTRUM ANALYTICAL, INC. Contract:

Lab Code: MITKEM Case No.: L0368 Mod. Ref No.: SDG No.: SL0368

Matrix: (SOIL/SED/WATER) WATER Lab Sample ID: L0368-02A

Sample wt/vol: 5.00 (g/mL) ML Lab File ID: V8B0012.D

Level: (TRACE/LOW/MED) LOW Date Received: 02/24/2012

% Moisture: not dec. Date Analyzed: 02/29/2012

GC Column: DB-624 ID: 0.25 (mm) Dilution Factor: 1.0

Soil Extract Volume: (uL) Soil Aliquot Volume: (uL)

Purge Volume: 5.0 (mL)

CAS NO.	COMPOUND	CONCENTRATION UNITS: (ug/L or ug/Kg) UG/L	Q
74-87-3	Chloromethane	5.0	U
75-01-4	Vinyl chloride	5.0	U
74-83-9	Bromomethane	5.0	UJ
75-00-3	Chloroethane	5.0	U
75-69-4	Trichlorofluoromethane	5.0	U
75-35-4	1,1-Dichloroethene	5.0	U
67-64-1	Acetone	5.0	U
75-15-0	Carbon disulfide	5.0	U
75-09-2	Methylene chloride	5.0	U
156-60-5	trans-1,2-Dichloroethene	5.0	U
1634-04-4	Methyl tert-butyl ether	5.0	U
75-34-3	1,1-Dichloroethane	5.0	U
108-05-4	Vinyl acetate	5.0	U
78-93-3	2-Butanone	5.0	U
156-59-2	cis-1,2-Dichloroethene	2.7	J
67-66-3	Chloroform	5.0	U
71-55-6	1,1,1-Trichloroethane	5.0	U
56-23-5	Carbon tetrachloride	5.0	U
107-06-2	1,2-Dichloroethane	5.0	U
71-43-2	Benzene	1.3	J
79-01-6	Trichloroethene	5.0	J
78-87-5	1,2-Dichloropropane	5.0	U
75-27-4	Bromodichloromethane	5.0	U
10061-01-5	cis-1,3-Dichloropropene	5.0	U
108-10-1	4-Methyl-2-pentanone	5.0	U
108-88-3	Toluene	5.0	U
10061-02-6	trans-1,3-Dichloropropene	5.0	U
79-00-5	1,1,2-Trichloroethane	5.0	U
127-18-4	Tetrachloroethene	5.0	U
591-78-6	2-Hexanone	5.0	U
124-48-1	Dibromochloromethane	5.0	U
108-90-7	Chlorobenzene	5.0	U
100-41-4	Ethylbenzene	5.0	U
1330-20-7	m,p-Xylene	5.0	U
95-47-6	o-Xylene	5.0	U

EL
4/13/12

1B - FORM I VOA-2

VOLATILE ORGANICS ANALYSIS DATA SHEET

CLIENT SAMPLE NO.

BW-9

Lab Name: SPECTRUM ANALYTICAL, INC. Contract:

Lab Code: MITKEM Case No.: L0368 Mod. Ref No.: SDG No.: SL0368

Matrix: (SOIL/SED/WATER) WATER Lab Sample ID: L0368-02A

Sample wt/vol: 5.00 (g/mL) ML Lab File ID: V8B0012.D

Level: (TRACE/LOW/MED) LOW Date Received: 02/24/2012

% Moisture: not dec. Date Analyzed: 02/29/2012

GC Column: DB-624 ID: 0.25 (mm) Dilution Factor: 1.0

Soil Extract Volume: (uL) Soil Aliquot Volume: (uL)

Purge Volume: 5.0 (mL)

CAS NO.	COMPOUND	CONCENTRATION UNITS: (ug/L or ug/Kg) UG/L	Q
1330-20-7T	Xylene (Total)	5.0	U
100-42-5	Styrene	5.0	U
75-25-2	Bromoform	5.0	U
98-82-8	Isopropylbenzene	5.0	U
79-34-5	1,1,2,2-Tetrachloroethane	5.0	U
103-65-1	n-Propylbenzene	5.0	U
108-67-8	1,3,5-Trimethylbenzene	5.0	U
98-06-6	tert-Butylbenzene	5.0	U
95-63-6	1,2,4-Trimethylbenzene	1.1	J
135-98-8	sec-Butylbenzene	5.0	U
99-87-6	4-Isopropyltoluene	5.0	U
541-73-1	1,3-Dichlorobenzene	5.0	U
106-46-7	1,4-Dichlorobenzene	5.0	U
104-51-8	n-Butylbenzene	5.0	U
95-50-1	1,2-Dichlorobenzene	5.0	U
91-20-3	Naphthalene	5.0	U
110-75-8	2-Chloroethyl vinyl ether	5.0	U R

EL 4/13/12

1J - FORM I VOA-TIC

VOLATILE ORGANICS ANALYSIS DATA SHEET

TENTATIVELY IDENTIFIED COMPOUNDS

CLIENT SAMPLE NO.

BW-9

Lab Name: SPECTRUM ANALYTICAL, INC. Contract:

Lab Code: MITKEM Case No.: L0368 Mod. Ref No.: SDG No.: SL0368

Matrix: (SOIL/SED/WATER) WATER Lab Sample ID: L0368-02A

Sample wt/vol: 5.00 (g/mL) ML Lab File ID: V8B0012.D

Level: (TRACE or LOW/MED) LOW Date Received: 02/24/2012

% Moisture: not dec. Date Analyzed: 02/29/2012

GC Column: DB-624 ID: 0.25 (mm) Dilution Factor: 1.0

Soil Extract Volume: (uL) Soil Aliquot Volume: (uL)

CONCENTRATION UNITS: (ug/L or ug/Kg) UG/L Purge Volume: 5.0 (mL)

CAS NUMBER	COMPOUND NAME	RT	EST. CONC.	Q

[1]EPA-designated Registry Number.

EL
4/13/12

1A - FORM I VOA-1

VOLATILE ORGANICS ANALYSIS DATA SHEET

CLIENT SAMPLE NO.

BW-9 DUP

Lab Name: SPECTRUM ANALYTICAL, INC. Contract:

Lab Code: MITKEM Case No.: L0368 Mod. Ref No.: SDG No.: SL0368

Matrix: (SOIL/SED/WATER) WATER Lab Sample ID: L0368-03A

Sample wt/vol: 5.00 (g/mL) ML Lab File ID: V8B0013.D

Level: (TRACE/LOW/MED) LOW Date Received: 02/24/2012

% Moisture: not dec. Date Analyzed: 02/29/2012

GC Column: DB-624 ID: 0.25 (mm) Dilution Factor: 1.0

Soil Extract Volume: (uL) Soil Aliquot Volume: (uL)

Purge Volume: 5.0 (mL)

CAS NO.	COMPOUND	CONCENTRATION UNITS: (ug/L or ug/Kg) UG/L	Q
74-87-3	Chloromethane	5.0	U
75-01-4	Vinyl chloride	5.0	U
74-83-9	Bromomethane	5.0	U
75-00-3	Chloroethane	5.0	U
75-69-4	Trichlorofluoromethane	5.0	U
75-35-4	1,1-Dichloroethene	5.0	U
67-64-1	Acetone	5.0	U
75-15-0	Carbon disulfide	5.0	U
75-09-2	Methylene chloride	5.0	U
156-60-5	trans-1,2-Dichloroethene	5.0	U
1634-04-4	Methyl tert-butyl ether	5.0	U
75-34-3	1,1-Dichloroethane	5.0	U
108-05-4	Vinyl acetate	5.0	U
78-93-3	2-Butanone	5.0	U
156-59-2	cis-1,2-Dichloroethene	1.8	J
67-66-3	Chloroform	5.0	U
71-55-6	1,1,1-Trichloroethane	5.0	U
56-23-5	Carbon tetrachloride	5.0	U
107-06-2	1,2-Dichloroethane	5.0	U
71-43-2	Benzene	1.3	J
79-01-6	Trichloroethene	3.8	J
78-87-5	1,2-Dichloropropane	5.0	U
75-27-4	Bromodichloromethane	5.0	U
10061-01-5	cis-1,3-Dichloropropene	5.0	U
108-10-1	4-Methyl-2-pentanone	5.0	U
108-88-3	Toluene	5.0	U
10061-02-6	trans-1,3-Dichloropropene	5.0	U
79-00-5	1,1,2-Trichloroethane	5.0	U
127-18-4	Tetrachloroethene	5.0	U
591-78-6	2-Hexanone	5.0	U
124-48-1	Dibromochloromethane	5.0	U
108-90-7	Chlorobenzene	5.0	U
100-41-4	Ethylbenzene	5.0	U
1330-20-7	m,p-Xylene	5.0	U
95-47-6	o-Xylene	5.0	U

EL 4/13/12

1B - FORM I VOA-2

VOLATILE ORGANICS ANALYSIS DATA SHEET

CLIENT SAMPLE NO.

BW-9 DUP

Lab Name: SPECTRUM ANALYTICAL, INC. Contract:

Lab Code: MITKEM Case No.: L0368 Mod. Ref No.: SDG No.: SL0368

Matrix: (SOIL/SED/WATER) WATER Lab Sample ID: L0368-03A

Sample wt/vol: 5.00 (g/mL) ML Lab File ID: V8B0013.D

Level: (TRACE/LOW/MED) LOW Date Received: 02/24/2012

% Moisture: not dec. Date Analyzed: 02/29/2012

GC Column: DB-624 ID: 0.25 (mm) Dilution Factor: 1.0

Soil Extract Volume: (uL) Soil Aliquot Volume: (uL)

Purge Volume: 5.0 (mL)

CAS NO.	COMPOUND	CONCENTRATION UNITS: (ug/L or ug/Kg) UG/L	Q
1330-20-7T	Xylene (Total)	5.0	U
100-42-5	Styrene	5.0	U
75-25-2	Bromoform	5.0	U
98-82-8	Isopropylbenzene	5.0	U
79-34-5	1,1,2,2-Tetrachloroethane	5.0	U
103-65-1	n-Propylbenzene	5.0	U
108-67-8	1,3,5-Trimethylbenzene	5.0	U
98-06-6	tert-Butylbenzene	5.0	U
95-63-6	1,2,4-Trimethylbenzene	1.2	J
135-98-8	sec-Butylbenzene	5.0	U
99-87-6	4-Isopropyltoluene	5.0	U
541-73-1	1,3-Dichlorobenzene	5.0	U
106-46-7	1,4-Dichlorobenzene	5.0	U
104-51-8	n-Butylbenzene	5.0	U
95-50-1	1,2-Dichlorobenzene	5.0	U
91-20-3	Naphthalene	5.0	U
110-75-8	2-Chloroethyl vinyl ether	5.0	UR

EL
4/13/12

1J - FORM I VOA-TIC

VOLATILE ORGANICS ANALYSIS DATA SHEET

TENTATIVELY IDENTIFIED COMPOUNDS

CLIENT SAMPLE NO.

BW-9 DUP

Lab Name: SPECTRUM ANALYTICAL, INC. Contract:

Lab Code: MITKEM Case No.: L0368 Mod. Ref No.: SDG No.: SL0368

Matrix: (SOIL/SED/WATER) WATER Lab Sample ID: L0368-03A

Sample wt/vol: 5.00 (g/mL) ML Lab File ID: V8B0013.D

Level: (TRACE or LOW/MED) LOW Date Received: 02/24/2012

% Moisture: not dec. Date Analyzed: 02/29/2012

GC Column: DB-624 ID: 0.25 (mm) Dilution Factor: 1.0

Soil Extract Volume: (uL) Soil Aliquot Volume: (uL)

CONCENTRATION UNITS: (ug/L or ug/Kg) UG/L Purge Volume: 5.0 (mL)

CAS NUMBER	COMPOUND NAME	RT	EST. CONC.	Q

[1]EPA-designated Registry Number.

EL
4/13/12

1A - FORM I VOA-1

VOLATILE ORGANICS ANALYSIS DATA SHEET

CLIENT SAMPLE NO.

BW-12

Lab Name: SPECTRUM ANALYTICAL, INC. Contract:

Lab Code: MITKEM Case No.: L0368 Mod. Ref No.: SDG No.: SL0368

Matrix: (SOIL/SED/WATER) WATER Lab Sample ID: L0368-04A

Sample wt/vol: 5.00 (g/mL) ML Lab File ID: V8B0014.D

Level: (TRACE/LOW/MED) LOW Date Received: 02/24/2012

% Moisture: not dec. Date Analyzed: 02/29/2012

GC Column: DB-624 ID: 0.25 (mm) Dilution Factor: 1.0

Soil Extract Volume: (uL) Soil Aliquot Volume: (uL)

Purge Volume: 5.0 (mL)

CAS NO.	COMPOUND	CONCENTRATION UNITS: (ug/L or ug/Kg) UG/L	Q
74-87-3	Chloromethane	5.0	U
75-01-4	Vinyl chloride	49	
74-83-9	Bromomethane	5.0	UJ
75-00-3	Chloroethane	5.0	U
75-69-4	Trichlorofluoromethane	5.0	U
75-35-4	1,1-Dichloroethene	5.0	U
67-64-1	Acetone	4.2	J
75-15-0	Carbon disulfide	5.0	U
75-09-2	Methylene chloride	5.0	U
156-60-5	trans-1,2-Dichloroethene	1.9	J
1634-04-4	Methyl tert-butyl ether	5.0	U
75-34-3	1,1-Dichloroethane	5.0	U
108-05-4	Vinyl acetate	5.0	U
78-93-3	2-Butanone	5.0	U
156-59-2	cis-1,2-Dichloroethene	31	
67-66-3	Chloroform	5.0	U
71-55-6	1,1,1-Trichloroethane	5.0	U
56-23-5	Carbon tetrachloride	5.0	U
107-06-2	1,2-Dichloroethane	5.0	U
71-43-2	Benzene	0.64	J
79-01-6	Trichloroethene	7.4	
78-87-5	1,2-Dichloropropane	5.0	U
75-27-4	Bromodichloromethane	5.0	U
10061-01-5	cis-1,3-Dichloropropene	5.0	U
108-10-1	4-Methyl-2-pentanone	5.0	U
108-88-3	Toluene	1.0	J
10061-02-6	trans-1,3-Dichloropropene	5.0	U
79-00-5	1,1,2-Trichloroethane	5.0	U
127-18-4	Tetrachloroethene	5.0	U
591-78-6	2-Hexanone	5.0	U
124-48-1	Dibromochloromethane	5.0	U
108-90-7	Chlorobenzene	5.0	U
100-41-4	Ethylbenzene	1.3	J
1330-20-7	m,p-Xylene	1.7	J
95-47-6	o-Xylene	1.1	J

EL 4/13/12

1B - FORM I VOA-2

VOLATILE ORGANICS ANALYSIS DATA SHEET

CLIENT SAMPLE NO.

BW-12

Lab Name: SPECTRUM ANALYTICAL, INC. Contract:

Lab Code: MITKEM Case No.: L0368 Mod. Ref No.: SDG No.: SL0368

Matrix: (SOIL/SED/WATER) WATER Lab Sample ID: L0368-04A

Sample wt/vol: 5.00 (g/mL) ML Lab File ID: V8B0014.D

Level: (TRACE/LOW/MED) LOW Date Received: 02/24/2012

% Moisture: not dec. Date Analyzed: 02/29/2012

GC Column: DB-624 ID: 0.25 (mm) Dilution Factor: 1.0

Soil Extract Volume: (uL) Soil Aliquot Volume: (uL)

Purge Volume: 5.0 (mL)

CAS NO.	COMPOUND	CONCENTRATION UNITS: (ug/L or ug/Kg) UG/L	Q
1330-20-7T	Xylene (Total)	2.8	J
100-42-5	Styrene	5.0	U
75-25-2	Bromoform	5.0	U
98-82-8	Isopropylbenzene	5.0	U
79-34-5	1,1,2,2-Tetrachloroethane	5.0	U
103-65-1	n-Propylbenzene	5.0	U
108-67-8	1,3,5-Trimethylbenzene	5.0	U
98-06-6	tert-Butylbenzene	5.0	U
95-63-6	1,2,4-Trimethylbenzene	5.0	U
135-98-8	sec-Butylbenzene	5.0	U
99-87-6	4-Isopropyltoluene	5.0	U
541-73-1	1,3-Dichlorobenzene	5.0	U
106-46-7	1,4-Dichlorobenzene	5.0	U
104-51-8	n-Butylbenzene	5.0	U
95-50-1	1,2-Dichlorobenzene	5.0	U
91-20-3	Naphthalene	5.0	U
110-75-8	2-Chloroethyl vinyl ether	5.0	U R

EL
4/13/12

1J - FORM I VOA-TIC

VOLATILE ORGANICS ANALYSIS DATA SHEET

TENTATIVELY IDENTIFIED COMPOUNDS

CLIENT SAMPLE NO.

BW-12

Lab Name: SPECTRUM ANALYTICAL, INC. Contract:

Lab Code: MITKEM Case No.: L0368 Mod. Ref No.: SDG No.: SL0368

Matrix: (SOIL/SED/WATER) WATER Lab Sample ID: L0368-04A

Sample wt/vol: 5.00 (g/mL) ML Lab File ID: V8B0014.D

Level: (TRACE or LOW/MED) LOW Date Received: 02/24/2012

% Moisture: not dec. Date Analyzed: 02/29/2012

GC Column: DB-624 ID: 0.25 (mm) Dilution Factor: 1.0

Soil Extract Volume: (uL) Soil Aliquot Volume: (uL)

CONCENTRATION UNITS: (ug/L or ug/Kg) UG/L Purge Volume: 5.0 (mL)

	CAS NUMBER	COMPOUND NAME	RT	EST. CONC.	Q
01		1,2-Dichloroethene (Total)	6.730	33	J

[1]EPA-designated Registry Number.

EL
4/13/12

1D - FORM I SV-1

SEMIVOLATILE ORGANICS ANALYSIS DATA SHEET

CLIENT SAMPLE NO.

BW-11

Lab Name: SPECTRUM ANALYTICAL, INC. Contract:

Lab Code: MITKEM Case No.: L0368 Mod. Ref No.: SDG No.: SL0368

Matrix: (SOIL/SED/WATER) WATER Lab Sample ID: L0368-01B

Sample wt/vol: 1000 (g/mL) ML Lab File ID: S3H8981.D

Level: (LOW/MED) LOW Extraction: (Type) SEPF

% Moisture: Decanted: (Y/N) Date Received: 02/24/2012

Concentrated Extract Volume: 1000 (uL) Date Extracted: 02/26/2012

Injection Volume: 1.0 (uL) GPC Factor: 1.00 Date Analyzed: 02/27/2012

GPC Cleanup: (Y/N) N pH: Dilution Factor: 1.0

CAS NO.	COMPOUND	CONCENTRATION UNITS: (ug/L or ug/Kg) UG/L	Q
108-95-2	Phenol	10	UJ
111-44-4	Bis(2-chloroethyl)ether	10	U
95-57-8	2-Chlorophenol	10	U
541-73-1	1,3-Dichlorobenzene	10	U
106-46-7	1,4-Dichlorobenzene	10	U
95-50-1	1,2-Dichlorobenzene	10	U
95-48-7	2-Methylphenol	10	U
108-60-1	2,2'-oxybis(1-Chloropropane)	10	U
106-44-5	4-Methylphenol	10	U
621-64-7	N-Nitroso-di-n-propylamine	10	U
67-72-1	Hexachloroethane	10	U
98-95-3	Nitrobenzene	10	UJ
78-59-1	Isophorone	10	UJ
88-75-5	2-Nitrophenol	10	UJ
105-67-9	2,4-Dimethylphenol	10	UJ
120-83-2	2,4-Dichlorophenol	10	U
120-82-1	1,2,4-Trichlorobenzene	10	U
91-20-3	Naphthalene	10	U
106-47-8	4-Chloroaniline	10	U
111-91-1	Bis(2-chloroethoxy)methane	10	U
87-68-3	Hexachlorobutadiene	10	U
59-50-7	4-Chloro-3-methylphenol	10	U
91-57-6	2-Methylnaphthalene	10	U
77-47-4	Hexachlorocyclopentadiene	10	U
88-06-2	2,4,6-Trichlorophenol	10	U
95-95-4	2,4,5-Trichlorophenol	20	U
91-58-7	2-Chloronaphthalene	10	U
88-74-4	2-Nitroaniline	20	U
131-11-3	Dimethylphthalate	10	U
208-96-8	Acenaphthylene	10	U
606-20-2	2,6-Dinitrotoluene	10	U
99-09-2	3-Nitroaniline	20	U
83-32-9	Acenaphthene	10	U
51-28-5	2,4-Dinitrophenol	20	U
100-02-7	4-Nitrophenol	20	UJ
132-64-9	Dibenzofuran	10	UJ

EL 4/13/12

1E - FORM I SV-2

SEMIVOLATILE ORGANICS ANALYSIS DATA SHEET

CLIENT SAMPLE NO.

BW-11

Lab Name: SPECTRUM ANALYTICAL, INC. Contract:

Lab Code: MITKEM Case No.: L0368 Mod. Ref No.: SDG No.: SL0368

Matrix: (SOIL/SED/WATER) WATER Lab Sample ID: L0368-01B

Sample wt/vol: 1000 (g/mL) ML Lab File ID: S3H8981.D

Level: (LOW/MED) LOW Extraction: (Type) SEPF

% Moisture: Decanted: (Y/N) Date Received: 02/24/2012

Concentrated Extract Volume: 1000 (uL) Date Extracted: 02/26/2012

Injection Volume: 1.0 (uL) GPC Factor: 1.00 Date Analyzed: 02/27/2012

GPC Cleanup: (Y/N) N pH: Dilution Factor: 1.0

CAS NO.	COMPOUND	CONCENTRATION UNITS: (ug/L or ug/Kg) UG/L	Q
121-14-2	2,4-Dinitrotoluene	10	UJ
84-66-2	Diethylphthalate	10	U
7005-72-3	4-Chlorophenyl-phenylether	10	U
86-73-7	Fluorene	10	U
100-01-6	4-Nitroaniline	20	U
534-52-1	4,6-Dinitro-2-methylphenol	20	U
86-30-6	N-Nitrosodiphenylamine	10	U
101-55-3	4-Bromophenyl-phenylether	10	U
118-74-1	Hexachlorobenzene	10	U
87-86-5	Pentachlorophenol	20	U
85-01-8	Phenanthrene	10	U
120-12-7	Anthracene	10	U
86-74-8	Carbazole	10	U
84-74-2	Di-n-butylphthalate	10	U
206-44-0	Fluoranthene	10	U
129-00-0	Pyrene	10	U
85-68-7	Butylbenzylphthalate	10	U
91-94-1	3,3'-Dichlorobenzidine	10	U
56-55-3	Benzo(a)anthracene	10	U
218-01-9	Chrysene	10	U
117-81-7	Bis(2-ethylhexyl)phthalate	10	U
117-84-0	Di-n-octylphthalate	10	U
205-99-2	Benzo(b)fluoranthene	10	U
207-08-9	Benzo(k)fluoranthene	10	U
50-32-8	Benzo(a)pyrene	10	U
193-39-5	Indeno(1,2,3-cd)pyrene	10	U
53-70-3	Dibenzo(a,h)anthracene	10	U
191-24-2	Benzo(g,h,i)perylene	10	U

EL
4/13/12

1K - FORM I SV-TIC

SEMIVOLATILE ORGANICS ANALYSIS DATA SHEET

TENTATIVELY IDENTIFIED COMPOUNDS

CLIENT SAMPLE NO.

BW-11

Lab Name: SPECTRUM ANALYTICAL, INC. Contract:

Lab Code: MITKEM Case No.: L0368 Mod. Ref No.: SDG No.: SL0368

Matrix: (SOIL/SED/WATER) WATER Lab Sample ID: L0368-01B

Sample wt/vol: 1000 (g/mL) ML Lab File ID: S3H8981.D

Level: (TRACE or LOW/MED) LOW Extraction: (Type) SEPF

% Moisture: Decanted: (Y/N) Date Received: 02/24/2012

Concentrated Extract Volume: 1000 (uL) Date Extracted: 02/26/2012

Injection Volume: 1.0 (uL) GPC Factor: 1.00 Date Analyzed: 02/27/2012

GPC Cleanup: (Y/N) N pH: Dilution Factor: 1.0

CONCENTRATION UNITS: (ug/L or ug/Kg) UG/L

	CAS NUMBER	COMPOUND NAME	RT	EST. CONC.	Q
01	295-17-0	Cyclotetradecane	7.458	6.4	NJ
02	57-10-3	n-Hexadecanoic acid	7.736	4.0	NJ

[2] EPA-designated Registry Number.

EL 4/13/12

1D - FORM I SV-1

SEMIVOLATILE ORGANICS ANALYSIS DATA SHEET

CLIENT SAMPLE NO.

BW-9

Lab Name: SPECTRUM ANALYTICAL, INC. Contract:

Lab Code: MITKEM Case No.: L0368 Mod. Ref No.: SDG No.: SL0368

Matrix: (SOIL/SED/WATER) WATER Lab Sample ID: L0368-02B

Sample wt/vol: 1000 (g/mL) ML Lab File ID: S3H8982.D

Level: (LOW/MED) LOW Extraction: (Type) SEPF

% Moisture: Decanted: (Y/N) Date Received: 02/24/2012

Concentrated Extract Volume: 1000 (uL) Date Extracted: 02/26/2012

Injection Volume: 1.0 (uL) GPC Factor: 1.00 Date Analyzed: 02/27/2012

GPC Cleanup: (Y/N) N pH: Dilution Factor: 1.0

CAS NO.	COMPOUND	CONCENTRATION UNITS: (ug/L or ug/Kg) UG/L	Q
108-95-2	Phenol	10	UJ
111-44-4	Bis(2-chloroethyl)ether	10	U
95-57-8	2-Chlorophenol	10	U
541-73-1	1,3-Dichlorobenzene	10	U
106-46-7	1,4-Dichlorobenzene	10	U
95-50-1	1,2-Dichlorobenzene	10	U
95-48-7	2-Methylphenol	10	U
108-60-1	2,2'-oxybis(1-Chloropropane)	10	U
106-44-5	4-Methylphenol	10	U
621-64-7	N-Nitroso-di-n-propylamine	10	U
67-72-1	Hexachloroethane	10	U
98-95-3	Nitrobenzene	10	UJ
78-59-1	Isophorone	10	UJ
88-75-5	2-Nitrophenol	10	UJ
105-67-9	2,4-Dimethylphenol	10	UJ
120-83-2	2,4-Dichlorophenol	10	U
120-82-1	1,2,4-Trichlorobenzene	10	U
91-20-3	Naphthalene	10	U
106-47-8	4-Chloroaniline	10	U
111-91-1	Bis(2-chloroethoxy)methane	10	U
87-68-3	Hexachlorobutadiene	10	U
59-50-7	4-Chloro-3-methylphenol	10	U
91-57-6	2-Methylnaphthalene	10	U
77-47-4	Hexachlorocyclopentadiene	10	U
88-06-2	2,4,6-Trichlorophenol	10	U
95-95-4	2,4,5-Trichlorophenol	20	U
91-58-7	2-Chloronaphthalene	10	U
88-74-4	2-Nitroaniline	20	U
131-11-3	Dimethylphthalate	10	U
208-96-8	Acenaphthylene	10	U
606-20-2	2,6-Dinitrotoluene	10	U
99-09-2	3-Nitroaniline	20	U
83-32-9	Acenaphthene	10	U
51-28-5	2,4-Dinitrophenol	20	U
100-02-7	4-Nitrophenol	20	UJ
132-64-9	Dibenzofuran	10	UJ

EL
4/13/12

1E - FORM I SV-2

SEMIVOLATILE ORGANICS ANALYSIS DATA SHEET

CLIENT SAMPLE NO.

BW-9

Lab Name: SPECTRUM ANALYTICAL, INC. Contract:

Lab Code: MITKEM Case No.: L0368 Mod. Ref No.: SDG No.: SL0368

Matrix: (SOIL/SED/WATER) WATER Lab Sample ID: L0368-02B

Sample wt/vol: 1000 (g/mL) ML Lab File ID: S3H8982.D

Level: (LOW/MED) LOW Extraction: (Type) SEPF

% Moisture: Decanted: (Y/N) Date Received: 02/24/2012

Concentrated Extract Volume: 1000 (uL) Date Extracted: 02/26/2012

Injection Volume: 1.0 (uL) GPC Factor: 1.00 Date Analyzed: 02/27/2012

GPC Cleanup: (Y/N) N pH: Dilution Factor: 1.0

CAS NO.	COMPOUND	CONCENTRATION UNITS: (ug/L or ug/Kg) UG/L	Q
121-14-2	2,4-Dinitrotoluene	10	U
84-66-2	Diethylphthalate	10	U
7005-72-3	4-Chlorophenyl-phenylether	10	U
86-73-7	Fluorene	10	U
100-01-6	4-Nitroaniline	20	U
534-52-1	4,6-Dinitro-2-methylphenol	20	U
86-30-6	N-Nitrosodiphenylamine	10	U
101-55-3	4-Bromophenyl-phenylether	10	U
118-74-1	Hexachlorobenzene	10	U
87-86-5	Pentachlorophenol	20	U
85-01-8	Phenanthrene	10	U
120-12-7	Anthracene	10	U
86-74-8	Carbazole	10	U
84-74-2	Di-n-butylphthalate	10	U
206-44-0	Fluoranthene	10	U
129-00-0	Pyrene	10	U
85-68-7	Butylbenzylphthalate	10	U
91-94-1	3,3'-Dichlorobenzidine	10	U
56-55-3	Benzo(a)anthracene	10	U
218-01-9	Chrysene	10	U
117-81-7	Bis(2-ethylhexyl)phthalate	10	U
117-84-0	Di-n-octylphthalate	10	U
205-99-2	Benzo(b)fluoranthene	10	U
207-08-9	Benzo(k)fluoranthene	10	U
50-32-8	Benzo(a)pyrene	10	U
193-39-5	Indeno(1,2,3-cd)pyrene	10	U
53-70-3	Dibenzo(a,h)anthracene	10	U
191-24-2	Benzo(g,h,i)perylene	10	U

EL
4/13/12

1K - FORM I SV-TIC

SEMIVOLATILE ORGANICS ANALYSIS DATA SHEET

TENTATIVELY IDENTIFIED COMPOUNDS

CLIENT SAMPLE NO.

BW-9

Lab Name: SPECTRUM ANALYTICAL, INC. Contract:

Lab Code: MITKEM Case No.: L0368 Mod. Ref No.: SDG No.: SL0368

Matrix: (SOIL/SED/WATER) WATER Lab Sample ID: L0368-02B

Sample wt/vol: 1000 (g/mL) ML Lab File ID: S3H8982.D

Level: (TRACE or LOW/MED) LOW Extraction: (Type) SEPF

% Moisture: Decanted: (Y/N) Date Received: 02/24/2012

Concentrated Extract Volume: 1000 (uL) Date Extracted: 02/26/2012

Injection Volume: 1.0 (uL) GPC Factor: 1.00 Date Analyzed: 02/27/2012

GPC Cleanup: (Y/N) N pH: Dilution Factor: 1.0

CONCENTRATION UNITS: (ug/L or ug/Kg) UG/L

	CAS NUMBER	COMPOUND NAME	RT	EST. CONC.	Q
01		Unknown (5.67372)	5.674	13	J
02	295-17-0	Cyclotetradecane	7.463	8.2	NJ
03		Unknown (7.74112)	7.741	5.1	J

[2] EPA-designated Registry Number.

EL
4/13/12

1D - FORM I SV-1

SEMIVOLATILE ORGANICS ANALYSIS DATA SHEET

CLIENT SAMPLE NO.

BW-12

Lab Name: SPECTRUM ANALYTICAL, INC. Contract:

Lab Code: MITKEM Case No.: L0368 Mod. Ref No.: SDG No.: SL0368

Matrix: (SOIL/SED/WATER) WATER Lab Sample ID: L0368-04B

Sample wt/vol: 1000 (g/mL) ML Lab File ID: S3H8983.D

Level: (LOW/MED) LOW Extraction: (Type) SEPF

% Moisture: Decanted: (Y/N) Date Received: 02/24/2012

Concentrated Extract Volume: 1000 (uL) Date Extracted: 02/26/2012

Injection Volume: 1.0 (uL) GPC Factor: 1.00 Date Analyzed: 02/27/2012

GPC Cleanup: (Y/N) N pH: Dilution Factor: 1.0

CAS NO.	COMPOUND	CONCENTRATION UNITS: (ug/L or ug/Kg) UG/L	Q
108-95-2	Phenol	10	UJ
111-44-4	Bis(2-chloroethyl)ether	10	U
95-57-8	2-Chlorophenol	10	U
541-73-1	1,3-Dichlorobenzene	10	U
106-46-7	1,4-Dichlorobenzene	10	U
95-50-1	1,2-Dichlorobenzene	10	U
95-48-7	2-Methylphenol	10	U
108-60-1	2,2'-oxybis(1-Chloropropane)	10	U
106-44-5	4-Methylphenol	10	U
621-64-7	N-Nitroso-di-n-propylamine	10	U
67-72-1	Hexachloroethane	10	U
98-95-3	Nitrobenzene	10	UJ
78-59-1	Isophorone	10	UJ
88-75-5	2-Nitrophenol	10	UJ
105-67-9	2,4-Dimethylphenol	10	UJ
120-83-2	2,4-Dichlorophenol	10	U
120-82-1	1,2,4-Trichlorobenzene	10	U
91-20-3	Naphthalene	10	U
106-47-8	4-Chloroaniline	10	U
111-91-1	Bis(2-chloroethoxy)methane	10	U
87-68-3	Hexachlorobutadiene	10	U
59-50-7	4-Chloro-3-methylphenol	10	U
91-57-6	2-Methylnaphthalene	10	U
77-47-4	Hexachlorocyclopentadiene	10	U
88-06-2	2,4,6-Trichlorophenol	10	U
95-95-4	2,4,5-Trichlorophenol	20	U
91-58-7	2-Chloronaphthalene	10	U
88-74-4	2-Nitroaniline	20	U
131-11-3	Dimethylphthalate	10	U
208-96-8	Acenaphthylene	10	U
606-20-2	2,6-Dinitrotoluene	10	U
99-09-2	3-Nitroaniline	20	U
83-32-9	Acenaphthene	10	U
51-28-5	2,4-Dinitrophenol	20	U
100-02-7	4-Nitrophenol	20	UJ
132-64-9	Dibenzofuran	10	UJ

EL 4/13/12

1E - FORM I SV-2

SEMIVOLATILE ORGANICS ANALYSIS DATA SHEET

CLIENT SAMPLE NO.

BW-12

Lab Name: SPECTRUM ANALYTICAL, INC. Contract:

Lab Code: MITKEM Case No.: L0368 Mod. Ref No.: SDG No.: SL0368

Matrix: (SOIL/SED/WATER) WATER Lab Sample ID: L0368-04B

Sample wt/vol: 1000 (g/mL) ML Lab File ID: S3H8983.D

Level: (LOW/MED) LOW Extraction: (Type) SEPF

% Moisture: Decanted: (Y/N) Date Received: 02/24/2012

Concentrated Extract Volume: 1000 (uL) Date Extracted: 02/26/2012

Injection Volume: 1.0 (uL) GPC Factor: 1.00 Date Analyzed: 02/27/2012

GPC Cleanup: (Y/N) N pH: Dilution Factor: 1.0

CAS NO.	COMPOUND	CONCENTRATION UNITS: (ug/L or ug/Kg) UG/L	Q
121-14-2	2,4-Dinitrotoluene	10	U
84-66-2	Diethylphthalate	10	U
7005-72-3	4-Chlorophenyl-phenylether	10	U
86-73-7	Fluorene	10	U
100-01-6	4-Nitroaniline	20	U
534-52-1	4,6-Dinitro-2-methylphenol	20	U
86-30-6	N-Nitrosodiphenylamine	10	U
101-55-3	4-Bromophenyl-phenylether	10	U
118-74-1	Hexachlorobenzene	10	U
87-86-5	Pentachlorophenol	20	U
85-01-8	Phenanthrene	10	U
120-12-7	Anthracene	10	U
86-74-8	Carbazole	10	U
84-74-2	Di-n-butylphthalate	10	U
206-44-0	Fluoranthene	10	U
129-00-0	Pyrene	10	U
85-68-7	Butylbenzylphthalate	10	U
91-94-1	3,3'-Dichlorobenzidine	10	U
56-55-3	Benzo(a)anthracene	10	U
218-01-9	Chrysene	10	U
117-81-7	Bis(2-ethylhexyl)phthalate	10	U
117-84-0	Di-n-octylphthalate	10	U
205-99-2	Benzo(b)fluoranthene	10	U
207-08-9	Benzo(k)fluoranthene	10	U
50-32-8	Benzo(a)pyrene	10	U
193-39-5	Indeno(1,2,3-cd)pyrene	10	U
53-70-3	Dibenzo(a,h)anthracene	10	U
191-24-2	Benzo(g,h,i)perylene	10	U

EL
4/13/12

1K - FORM I SV-TIC

SEMIVOLATILE ORGANICS ANALYSIS DATA SHEET

TENTATIVELY IDENTIFIED COMPOUNDS

CLIENT SAMPLE NO.

BW-12

Lab Name: SPECTRUM ANALYTICAL, INC. Contract:

Lab Code: MITKEM Case No.: L0368 Mod. Ref No.: SDG No.: SL0368

Matrix: (SOIL/SED/WATER) WATER Lab Sample ID: L0368-04B

Sample wt/vol: 1000 (g/mL) ML Lab File ID: S3H8983.D

Level: (TRACE or LOW/MED) LOW Extraction: (Type) SEPF

% Moisture: Decanted: (Y/N) Date Received: 02/24/2012

Concentrated Extract Volume: 1000 (uL) Date Extracted: 02/26/2012

Injection Volume: 1.0 (uL) GPC Factor: 1.00 Date Analyzed: 02/27/2012

GPC Cleanup: (Y/N) N pH: Dilution Factor: 1.0

CONCENTRATION UNITS: (ug/L or ug/Kg) UG/L

	CAS NUMBER	COMPOUND NAME	RT	EST. CONC.	Q
01	295-17-0	Cyclotetradecane	7.458	40	NJ

[2] EPA-designated Registry Number.

EL
4/13/12

Data Usability Summary Report (DUSR)

690 Saint Paul St
Labella Project #209280

Spectrum Analytical, Inc., Warwick, RI
Sample Delivery Group #L0821
June 9, 2012

Prepared by:
Ethan Lee
LaBella Associates, P.C.
300 State St
Rochester, NY 14614

Received By
LaBella Associates, P.C.
JUN 12 2012
Client:
Proj.#:

Analytical results for the project samples were reviewed to evaluate the data usability. Data was assessed in accordance with guidance from the following Federal and/or State guidance documents:

- USEPA National Functional Guidelines for Organic Data Review (EPA 540/R-99/008) and/or USEPA National Functional Guidelines for Low Concentration Organic Data Review (EPA 540-R-04-004).

And method protocol criteria were applicable as prescribed by "Test Methods for Evaluating Solid Waste", SW846, Update III, 1996.

This DUSR pertains to the following samples:

Sample ID	Lab ID	Matrix	Sample Date	Analysis Performed				
				VOC[1]	SVOC[2]	Pest.[3]	PCB[4]	Metals[5]/ Mercury[6]
BW-10	L0821-01	AQ	4/19/12	X	X			
BW-10DUP	L0821-02	AQ	4/19/12	X				
REC-B-EAST	L0821-03	AQ	4/19/12	X	X			
REC-B-WEST	L0821-04	AQ	4/19/12	X	X			
BW-1	L0821-05	AQ	4/19/12	X	X			

(1) VOC analyses were performed using USEPA Method SW846 8260B.
(2) SVOC analyses were performed using USEPA Method SW846 8270C.
(3) Pesticide analyses were performed using USEPA Method SW846 8081B.
(4) PCB analyses were performed using USEPA Method SW846 8082A.
(5) TAL Metals analyses were performed using USEPA Method SW846 6010B.
(6) Soil Mercury analyses were performed using USEPA Method SW846 7471B. Aqueous Mercury analyses were performed using USEPA Method SW846 7470A.

The following items/criteria applicable to the analysis of project samples and associated QA/QC procedures were reviewed:

- Sample Data Reporting Format
- Preservation and Holding Time Compliance
- GC/MS Instrument Performance Check
- Initial Calibration Verification (ICV)
- Continuing Calibration Verification (CCV)
- Blank Sample Analysis
- System Monitoring/Surrogate Compound Recoveries
- Laboratory Control Sample (LCS) Recoveries
- Matrix Spike/Matrix Spike Duplicate (MS/MSD) Recoveries
- Internal Standards
- Target Compound Identification
- Compound Quantitation

- Data Qualifiers
- Summary

Volatile Organic Compounds (VOCs)

Sample Data Reporting Format

The sample data are presented using USEPA Contract Laboratory Protocol (CLP) format. The data package has been reviewed for completeness and found to contain each required sample result and associated QA/QC report form. The reporting format is complete and compliant with the objectives of the project. No qualification of the data is recommended.

Preservation and Holding Time Compliance

Maximum allowable holding times for each parameter were measured from the time of sample collection to the time of sample preparation or analysis for each project sample. All project samples were found to be properly preserved or analyzed within the USEPA recommended maximum holding time, without exception. No qualification of the data is recommended.

Gas Chromatography/Mass Spectrometry (GC/MS) Instrument Performance Check

GC/MS instrument performance checks for the instruments used in the analysis of project samples fell within method specific criteria without exception. No qualification of the data is recommended.

Initial Calibration Verification (ICV)

Initial calibration checks for the instruments used in the analysis of project samples fell within the method specific criteria without exception. No qualification of the data is recommended.

Continuing Calibration Verification (CCV)

Continuing calibration checks for the instruments used in the analysis of project samples fell within the method specific criteria without exception. No qualification of the data is recommended.

Blank Sample Analysis

In accordance with cited USEPA guidelines, positive sample results should be reported unless the concentration of the compound in the project sample is less than or equal to 10 times (10X) the amount in any blank for the common laboratory contaminants (methylene chloride, acetone, 2-butanone, cyclohexane), or 5 times (5X) the amount for other target compounds.

Target compounds were not identified in associated blank samples at a concentration above the MDL for organic parameter analyses without exception. No qualification of the data is recommended.

System Monitoring/Surrogate Compound Recoveries

System monitoring/surrogate compound recoveries were within the laboratory specific criteria for the analysis of the project samples without exception. No qualification of the data is recommended.

Laboratory Control Sample (LCS) and Matrix Spike/Matrix Spike Duplicate (MS/MSD) Recoveries

LCS recoveries were within the method specific criteria without exception. No qualification of the data is recommended.

MS/MSD recovery data alone cannot be used to evaluate precision or accuracy of individual samples. Although the associated MS and MSD samples had VOC compounds with percent recoveries outside of the method specific criteria, due to the LCS recoveries being within the criteria, no qualification of the data is recommended.

Internal Standards (IS)

The calculated response of each IS compound fell within the QA/QC criteria without exception. No qualification of the data is recommended.

Compound Quantitation

Compound quantitation is performed to ensure that reported quantitation results are accurate. No qualification of the data is recommended.

Data Qualifiers

Data qualifiers were assigned by the laboratory to the reported results to identify target analytes detected below the reporting limit (RL) but above the method detection limit (MDL), and/or when target analytes were detected in the associated method/preparation blank sample. Based on a spot check of the data qualifiers used, these flags appeared to be applied to the reported results in accordance with USEPA guidance. The "J" qualifier, which indicates an estimated value because the result was between the RL and MDL, was carried forward.

Semivolatile Organic Compounds (SVOCs)

Sample Data Reporting Format

The sample data are presented using USEPA Contract Laboratory Protocol (CLP) format. The data package has been reviewed for completeness and found to contain each required sample result and associated QA/QC report form. The reporting format is complete and compliant with the objectives of the project. No qualification of the data is recommended.

Preservation and Holding Time Compliance

Maximum allowable holding times for each parameter were measured from the time of sample collection to the time of sample preparation or analysis for each project sample. All project samples were found to be properly preserved or analyzed within the USEPA recommended maximum holding time, without exception. No qualification of the data is recommended.

Gas Chromatography/Mass Spectrometry (GC/MS) Instrument Performance Check

GC/MS instrument performance checks for the instruments used in the analysis of project samples fell within method specific criteria without exception. No qualification of the data is recommended.

Initial Calibration Verification (ICV)

Initial calibration checks for the instruments used in the analysis of project samples fell within the method specific criteria without exception. No qualification of the data is recommended.

Continuing Calibration Verification (CCV)

Continuing calibration checks for the instruments used in the analysis of project samples fell within the method specific criteria without exception. No qualification of the data is recommended.

Blank Sample Analysis

In accordance with cited USEPA guidelines, positive sample results should be reported unless the concentration of the compound in the project sample is less than or equal to 5 times (5X) the amount in any blank.

Target compounds were not identified in associated blank samples at a concentration above the MDL for organic parameter analyses without exception. No qualification of the data is recommended.

System Monitoring/Surrogate Compound Recoveries

System monitoring/surrogate compound recoveries were within the laboratory specific criteria for the analysis of the project samples without exception. No qualification of the data is recommended.

Laboratory Control Sample (LCS) Recoveries

LCS recoveries were within the method specific criteria without exception. No qualification of the data is recommended.

Internal Standards (IS)

The calculated response of each IS compound fell within the QA/QC criteria without exception. No qualification of the data is recommended.

Compound Quantitation

Compound quantitation is performed to ensure that reported quantitation results are accurate. No qualification of the data is recommended.

Summary

The results presented in each report were found to be compliant with the data quality objectives for the project and usable. Based on our review, the usability of the data is 100%, with the few exceptions noted above.

1A - FORM I VOA-1

VOLATILE ORGANICS ANALYSIS DATA SHEET

EPA SAMPLE NO.

BW-10

Lab Name: SPECTRUM ANALYTICAL, INC. Contract:

Lab Code: MITKEM Case No.: L0821 Mod. Ref No.: SDG No.: SL0821

Matrix: (SOIL/SED/WATER) WATER Lab Sample ID: L0821-01A

Sample wt/vol: 5.00 (g/mL) ML Lab File ID: V1M6463.D

Level: (TRACE/LOW/MED) LOW Date Received: 04/25/2012

% Moisture: not dec. Date Analyzed: 05/01/2012

GC Column: DB-624 ID: 0.25 (mm) Dilution Factor: 1.0

Soil Extract Volume: (uL) Soil Aliquot Volume: (uL)

Purge Volume: 5.0 (mL)

CAS NO.	COMPOUND	CONCENTRATION UNITS: (ug/L or ug/Kg) UG/L	Q
74-87-3	Chloromethane	5.0	U
75-01-4	Vinyl chloride	5.0	U
74-83-9	Bromomethane	5.0	U
75-00-3	Chloroethane	5.0	U
75-69-4	Trichlorofluoromethane	5.0	U
75-35-4	1,1-Dichloroethene	5.0	U
67-64-1	Acetone	6.1	
75-15-0	Carbon disulfide	5.0	U
75-09-2	Methylene chloride	5.0	U
156-60-5	trans-1,2-Dichloroethene	5.0	U
1634-04-4	Methyl tert-butyl ether	5.0	U
75-34-3	1,1-Dichloroethane	5.0	U
108-05-4	Vinyl acetate	5.0	U
78-93-3	2-Butanone	5.0	U
156-59-2	cis-1,2-Dichloroethene	1.2	J
67-66-3	Chloroform	5.0	U
71-55-6	1,1,1-Trichloroethane	5.0	U
56-23-5	Carbon tetrachloride	5.0	U
107-06-2	1,2-Dichloroethane	5.0	U
71-43-2	Benzene	1.4	J
79-01-6	Trichloroethene	3.1	J
78-87-5	1,2-Dichloropropane	5.0	U
75-27-4	Bromodichloromethane	5.0	U
10061-01-5	cis-1,3-Dichloropropene	5.0	U
108-10-1	4-Methyl-2-pentanone	5.0	U
108-88-3	Toluene	5.0	U
10061-02-6	trans-1,3-Dichloropropene	5.0	U
79-00-5	1,1,2-Trichloroethane	5.0	U
127-18-4	Tetrachloroethene	5.0	U
591-78-6	2-Hexanone	5.0	U
124-48-1	Dibromochloromethane	5.0	U
108-90-7	Chlorobenzene	5.0	U
100-41-4	Ethylbenzene	1.1	J
179601-23-1	m,p-Xylene	1.8	J
95-47-6	o-Xylene	5.0	U

EC 6/9/12

1B - FORM I VOA-2

VOLATILE ORGANICS ANALYSIS DATA SHEET

EPA SAMPLE NO.

BW-10

Lab Name: SPECTRUM ANALYTICAL, INC. Contract:

Lab Code: MITKEM Case No.: L0821 Mod. Ref No.: SDG No.: SL0821

Matrix: (SOIL/SED/WATER) WATER Lab Sample ID: L0821-01A

Sample wt/vol: 5.00 (g/mL) ML Lab File ID: V1M6463.D

Level: (TRACE/LOW/MED) LOW Date Received: 04/25/2012

% Moisture: not dec. Date Analyzed: 05/01/2012

GC Column: DB-624 ID: 0.25 (mm) Dilution Factor: 1.0

Soil Extract Volume: (uL) Soil Aliquot Volume: (uL)

Purge Volume: 5.0 (mL)

CAS NO.	COMPOUND	CONCENTRATION UNITS: (ug/L or ug/Kg) UG/L	Q
1330-20-7	Xylene (Total)	1.8	J
100-42-5	Styrene	5.0	U
75-25-2	Bromoform	5.0	U
98-82-8	Isopropylbenzene	1.8	J
79-34-5	1,1,2,2-Tetrachloroethane	5.0	U
103-65-1	n-Propylbenzene	2.2	J
108-67-8	1,3,5-Trimethylbenzene	2.4	J
98-06-6	tert-Butylbenzene	1.2	J
95-63-6	1,2,4-Trimethylbenzene	16	
135-98-8	sec-Butylbenzene	1.9	J
99-87-6	4-Isopropyltoluene	5.0	U
541-73-1	1,3-Dichlorobenzene	5.0	U
106-46-7	1,4-Dichlorobenzene	5.0	U
104-51-8	n-Butylbenzene	5.0	U
95-50-1	1,2-Dichlorobenzene	5.0	U
91-20-3	Naphthalene	7.4	
110-75-8	2-Chloroethyl vinyl ether	5.0	U

EL
6/9/12

1J - FORM I VOA-TIC

VOLATILE ORGANICS ANALYSIS DATA SHEET

TENTATIVELY IDENTIFIED COMPOUNDS

EPA SAMPLE NO.

BW-10

Lab Name: SPECTRUM ANALYTICAL, INC. Contract:

Lab Code: MITKEM Case No.: L0821 Mod. Ref No.: SDG No.: SL0821

Matrix: (SOIL/SED/WATER) WATER Lab Sample ID: L0821-01A

Sample wt/vol: 5.00 (g/mL) ML Lab File ID: V1M6463.D

Level: (TRACE or LOW/MED) LOW Date Received: 04/25/2012

% Moisture: not dec. Date Analyzed: 05/01/2012

GC Column: DB-624 ID: 0.25 (mm) Dilution Factor: 1.0

Soil Extract Volume: (uL) Soil Aliquot Volume: (uL)

CONCENTRATION UNITS: (ug/L or ug/Kg) UG/L Purge Volume: 5.0 (mL)

	CAS NUMBER	COMPOUND NAME	RT	EST. CONC.	Q
01	611-14-3	Benzene, 1-ethyl-2-methyl-	12.288	26	NJ
02	526-73-8	Benzene, 1,2,3-trimethyl-	12.977	70	NJ
03		Unknown (13.20398)	13.204	30	J
04	1074-55-1	Benzene, 1-methyl-4-propyl-	13.519	24	NJ
05	99-87-6	Benzene, 1-methyl-4-(1-methy	13.874	34	NJ
06	527-84-4	Benzene, 1-methyl-2-(1-methy	14.071	34	NJ
07	76089-59-3	1,3-Cyclopentadiene, 1,2,3,4	14.169	29	NJ
08	527-53-7	Benzene, 1,2,3,5-tetramethyl	14.228	57	NJ
09		Unknown (14.69127)	14.691	96	J
10		Unknown (15.09510)	15.095	25	J
11	17059-48-2	1H-Indene, 2,3-dihydro-1,6-d	15.213	18	NJ

[1]EPA-designated Registry Number.

EL
6/9/12

1A - FORM I VOA-1

VOLATILE ORGANICS ANALYSIS DATA SHEET

EPA SAMPLE NO.

BW-10DUP

Lab Name: SPECTRUM ANALYTICAL, INC. Contract:

Lab Code: MITKEM Case No.: L0821 Mod. Ref No.: SDG No.: SL0821

Matrix: (SOIL/SED/WATER) WATER Lab Sample ID: L0821-02A

Sample wt/vol: 5.00 (g/mL) ML Lab File ID: V1M6464.D

Level: (TRACE/LOW/MED) LOW Date Received: 04/25/2012

% Moisture: not dec. Date Analyzed: 05/01/2012

GC Column: DB-624 ID: 0.25 (mm) Dilution Factor: 1.0

Soil Extract Volume: (uL) Soil Aliquot Volume: (uL)

Purge Volume: 5.0 (mL)

CAS NO.	COMPOUND	CONCENTRATION UNITS: (ug/L or ug/Kg) UG/L	Q
74-87-3	Chloromethane	5.0	U
75-01-4	Vinyl chloride	5.0	U
74-83-9	Bromomethane	5.0	U
75-00-3	Chloroethane	5.0	U
75-69-4	Trichlorofluoromethane	5.0	U
75-35-4	1,1-Dichloroethene	5.0	U
67-64-1	Acetone	5.8	
75-15-0	Carbon disulfide	5.0	U
75-09-2	Methylene chloride	5.0	U
156-60-5	trans-1,2-Dichloroethene	5.0	U
1634-04-4	Methyl tert-butyl ether	5.0	U
75-34-3	1,1-Dichloroethane	5.0	U
108-05-4	Vinyl acetate	5.0	U
78-93-3	2-Butanone	5.0	U
156-59-2	cis-1,2-Dichloroethene	1.4	J
67-66-3	Chloroform	5.0	U
71-55-6	1,1,1-Trichloroethane	5.0	U
56-23-5	Carbon tetrachloride	5.0	U
107-06-2	1,2-Dichloroethane	5.0	U
71-43-2	Benzene	1.5	J
79-01-6	Trichloroethene	2.9	J
78-87-5	1,2-Dichloropropane	5.0	U
75-27-4	Bromodichloromethane	5.0	U
10061-01-5	cis-1,3-Dichloropropene	5.0	U
108-10-1	4-Methyl-2-pentanone	5.0	U
108-88-3	Toluene	5.0	U
10061-02-6	trans-1,3-Dichloropropene	5.0	U
79-00-5	1,1,2-Trichloroethane	5.0	U
127-18-4	Tetrachloroethene	5.0	U
591-78-6	2-Hexanone	5.0	U
124-48-1	Dibromochloromethane	5.0	U
108-90-7	Chlorobenzene	5.0	U
100-41-4	Ethylbenzene	1.1	J
179601-23-1	m,p-Xylene	2.2	J
95-47-6	o-Xylene	5.0	U

EL 6/9/12

1B - FORM I VOA-2

VOLATILE ORGANICS ANALYSIS DATA SHEET

EPA SAMPLE NO.

BW-10DUP

Lab Name: SPECTRUM ANALYTICAL, INC. Contract:

Lab Code: MITKEM Case No.: L0821 Mod. Ref No.: SDG No.: SL0821

Matrix: (SOIL/SED/WATER) WATER Lab Sample ID: L0821-02A

Sample wt/vol: 5.00 (g/mL) ML Lab File ID: V1M6464.D

Level: (TRACE/LOW/MED) LOW Date Received: 04/25/2012

% Moisture: not dec. Date Analyzed: 05/01/2012

GC Column: DB-624 ID: 0.25 (mm) Dilution Factor: 1.0

Soil Extract Volume: (uL) Soil Aliquot Volume: (uL)

Purge Volume: 5.0 (mL)

CAS NO.	COMPOUND	CONCENTRATION UNITS: (ug/L or ug/Kg) UG/L	Q
1330-20-7	Xylene (Total)	2.2	J
100-42-5	Styrene	5.0	U
75-25-2	Bromoform	5.0	U
98-82-8	Isopropylbenzene	1.9	J
79-34-5	1,1,2,2-Tetrachloroethane	5.0	U
103-65-1	n-Propylbenzene	2.3	J
108-67-8	1,3,5-Trimethylbenzene	2.4	J
98-06-6	tert-Butylbenzene	1.4	J
95-63-6	1,2,4-Trimethylbenzene	16	
135-98-8	sec-Butylbenzene	1.9	J
99-87-6	4-Isopropyltoluene	5.0	U
541-73-1	1,3-Dichlorobenzene	5.0	U
106-46-7	1,4-Dichlorobenzene	5.0	U
104-51-8	n-Butylbenzene	5.0	U
95-50-1	1,2-Dichlorobenzene	5.0	U
91-20-3	Naphthalene	7.4	
110-75-8	2-Chloroethyl vinyl ether	5.0	U

EL 6/9/12

1J - FORM I VOA-TIC

VOLATILE ORGANICS ANALYSIS DATA SHEET

TENTATIVELY IDENTIFIED COMPOUNDS

EPA SAMPLE NO.

BW-10DUP

Lab Name: SPECTRUM ANALYTICAL, INC. Contract:

Lab Code: MITKEM Case No.: L0821 Mod. Ref No.: SDG No.: SL0821

Matrix: (SOIL/SED/WATER) WATER Lab Sample ID: L0821-02A

Sample wt/vol: 5.00 (g/mL) ML Lab File ID: V1M6464.D

Level: (TRACE or LOW/MED) LOW Date Received: 04/25/2012

% Moisture: not dec. Date Analyzed: 05/01/2012

GC Column: DB-624 ID: 0.25 (mm) Dilution Factor: 1.0

Soil Extract Volume: (uL) Soil Aliquot Volume: (uL)

CONCENTRATION UNITS: (ug/L or ug/Kg) UG/L Purge Volume: 5.0 (mL)

	CAS NUMBER	COMPOUND NAME	RT	EST. CONC.	Q
01	611-14-3	Benzene, 1-ethyl-2-methyl-	12.293	26	NJ
02	526-73-8	Benzene, 1,2,3-trimethyl-	12.983	73	NJ
03	637-50-3	Benzene, 1-propenyl-	13.209	30	NJ
04	1074-55-1	Benzene, 1-methyl-4-propyl-	13.524	24	NJ
05	933-98-2	Benzene, 1-ethyl-2,3-dimethy	13.879	34	NJ
06	2870-04-4	Benzene, 2-ethyl-1,3-dimethy	14.066	35	NJ
07	488-23-3	Benzene, 1,2,3,4-tetramethyl	14.175	31	NJ
08	527-53-7	Benzene, 1,2,3,5-tetramethyl	14.234	58	NJ
09	934-74-7	Benzene, 1-ethyl-3,5-dimethy	14.687	95	NJ
10		Unknown	15.100	23	J
11	17059-48-2	1H-Indene, 2,3-dihydro-1,6-d	15.219	17	NJ

[1]EPA-designated Registry Number.

EL
6/9/12

1A - FORM I VOA-1

VOLATILE ORGANICS ANALYSIS DATA SHEET

EPA SAMPLE NO.

REC-B-EAST

Lab Name: SPECTRUM ANALYTICAL, INC. Contract:

Lab Code: MITKEM Case No.: L0821 Mod. Ref No.: SDG No.: SL0821

Matrix: (SOIL/SED/WATER) WATER Lab Sample ID: L0821-03A

Sample wt/vol: 5.00 (g/mL) ML Lab File ID: V1M6465.D

Level: (TRACE/LOW/MED) LOW Date Received: 04/25/2012

% Moisture: not dec. Date Analyzed: 05/01/2012

GC Column: DB-624 ID: 0.25 (mm) Dilution Factor: 1.0

Soil Extract Volume: (uL) Soil Aliquot Volume: (uL)

Purge Volume: 5.0 (mL)

CAS NO.	COMPOUND	CONCENTRATION UNITS: (ug/L or ug/Kg) UG/L	Q
74-87-3	Chloromethane	5.0	U
75-01-4	Vinyl chloride	5.0	U
74-83-9	Bromomethane	5.0	U
75-00-3	Chloroethane	2.6	J
75-69-4	Trichlorofluoromethane	5.0	U
75-35-4	1,1-Dichloroethene	5.0	U
67-64-1	Acetone	5.0	U
75-15-0	Carbon disulfide	5.0	U
75-09-2	Methylene chloride	5.0	U
156-60-5	trans-1,2-Dichloroethene	5.0	U
1634-04-4	Methyl tert-butyl ether	5.0	U
75-34-3	1,1-Dichloroethane	5.0	U
108-05-4	Vinyl acetate	5.0	U
78-93-3	2-Butanone	5.0	U
156-59-2	cis-1,2-Dichloroethene	5.0	U
67-66-3	Chloroform	5.0	U
71-55-6	1,1,1-Trichloroethane	5.0	U
56-23-5	Carbon tetrachloride	5.0	U
107-06-2	1,2-Dichloroethane	5.0	U
71-43-2	Benzene	5.0	U
79-01-6	Trichloroethene	5.0	U
78-87-5	1,2-Dichloropropane	5.0	U
75-27-4	Bromodichloromethane	5.0	U
10061-01-5	cis-1,3-Dichloropropene	5.0	U
108-10-1	4-Methyl-2-pentanone	5.0	U
108-88-3	Toluene	5.0	U
10061 02 6	trans 1,3 Dichloropropene	5.0	U
79-00-5	1,1,2-Trichloroethane	5.0	U
127-18-4	Tetrachloroethene	5.0	U
591-78-6	2-Hexanone	5.0	U
124-48-1	Dibromochloromethane	5.0	U
108-90-7	Chlorobenzene	5.0	U
100-41-4	Ethylbenzene	5.0	U
179601-23-1	m,p-Xylene	5.0	U
95-47-6	o-Xylene	5.0	U

EL 6/9/12

1B - FORM I VOA-2

VOLATILE ORGANICS ANALYSIS DATA SHEET

EPA SAMPLE NO.

REC-B-EAST

Lab Name: SPECTRUM ANALYTICAL, INC. Contract:

Lab Code: MITKEM Case No.: L0821 Mod. Ref No.: SDG No.: SL0821

Matrix: (SOIL/SED/WATER) WATER Lab Sample ID: L0821-03A

Sample wt/vol: 5.00 (g/mL) ML Lab File ID: V1M6465.D

Level: (TRACE/LOW/MED) LOW Date Received: 04/25/2012

% Moisture: not dec. Date Analyzed: 05/01/2012

GC Column: DB-624 ID: 0.25 (mm) Dilution Factor: 1.0

Soil Extract Volume: (uL) Soil Aliquot Volume: (uL)

Purge Volume: 5.0 (mL)

CAS NO.	COMPOUND	CONCENTRATION UNITS: (ug/L or ug/Kg) UG/L	Q
1330-20-7	Xylene (Total)	5.0	U
100-42-5	Styrene	5.0	U
75-25-2	Bromoform	5.0	U
98-82-8	Isopropylbenzene	5.0	U
79-34-5	1,1,2,2-Tetrachloroethane	5.0	U
103-65-1	n-Propylbenzene	5.0	U
108-67-8	1,3,5-Trimethylbenzene	5.0	U
98-06-6	tert-Butylbenzene	5.0	U
95-63-6	1,2,4-Trimethylbenzene	5.0	U
135-98-8	sec-Butylbenzene	5.0	U
99-87-6	4-Isopropyltoluene	5.0	U
541-73-1	1,3-Dichlorobenzene	5.0	U
106-46-7	1,4-Dichlorobenzene	5.0	U
104-51-8	n-Butylbenzene	5.0	U
95-50-1	1,2-Dichlorobenzene	5.0	U
91-20-3	Naphthalene	5.0	U
110-75-8	2-Chloroethyl vinyl ether	5.0	U

EL
6/9/12

1J - FORM I VOA-TIC

VOLATILE ORGANICS ANALYSIS DATA SHEET

TENTATIVELY IDENTIFIED COMPOUNDS

EPA SAMPLE NO.

REC-B-EAST

Lab Name: SPECTRUM ANALYTICAL, INC. Contract:

Lab Code: MITKEM Case No.: L0821 Mod. Ref No.: SDG No.: SL0821

Matrix: (SOIL/SED/WATER) WATER Lab Sample ID: L0821-03A

Sample wt/vol: 5.00 (g/mL) ML Lab File ID: V1M6465.D

Level: (TRACE or LOW/MED) LOW Date Received: 04/25/2012

% Moisture: not dec. Date Analyzed: 05/01/2012

GC Column: DB-624 ID: 0.25 (mm) Dilution Factor: 1.0

Soil Extract Volume: (uL) Soil Aliquot Volume: (uL)

CONCENTRATION UNITS: (ug/L or ug/Kg) UG/L Purge Volume: 5.0 (mL)

CAS NUMBER	COMPOUND NAME	RT	EST. CONC.	Q

[1]EPA-designated Registry Number.

EL
6/9/12

1A - FORM I VOA-1

VOLATILE ORGANICS ANALYSIS DATA SHEET

EPA SAMPLE NO.

REC-B-WEST

Lab Name: SPECTRUM ANALYTICAL, INC. Contract:

Lab Code: MITKEM Case No.: L0821 Mod. Ref No.: SDG No.: SL0821

Matrix: (SOIL/SED/WATER) WATER Lab Sample ID: L0821-04A

Sample wt/vol: 5.00 (g/mL) ML Lab File ID: V1M6466.D

Level: (TRACE/LOW/MED) LOW Date Received: 04/25/2012

% Moisture: not dec. Date Analyzed: 05/01/2012

GC Column: DB-624 ID: 0.25 (mm) Dilution Factor: 1.0

Soil Extract Volume: (uL) Soil Aliquot Volume: (uL)

Purge Volume: 5.0 (mL)

CAS NO.	COMPOUND	CONCENTRATION UNITS: (ug/L or ug/Kg) UG/L	Q
74-87-3	Chloromethane	5.0	U
75-01-4	Vinyl chloride	5.0	U
74-83-9	Bromomethane	5.0	U
75-00-3	Chloroethane	5.0	U
75-69-4	Trichlorofluoromethane	5.0	U
75-35-4	1,1-Dichloroethene	5.0	U
67-64-1	Acetone	5.0	U
75-15-0	Carbon disulfide	5.0	U
75-09-2	Methylene chloride	5.0	U
156-60-5	trans-1,2-Dichloroethene	5.0	U
1634-04-4	Methyl tert-butyl ether	5.0	U
75-34-3	1,1-Dichloroethane	5.0	U
108-05-4	Vinyl acetate	5.0	U
78-93-3	2-Butanone	5.0	U
156-59-2	cis-1,2-Dichloroethene	2.0	J
67-66-3	Chloroform	5.0	U
71-55-6	1,1,1-Trichloroethane	5.0	U
56-23-5	Carbon tetrachloride	5.0	U
107-06-2	1,2-Dichloroethane	5.0	U
71-43-2	Benzene	5.0	U
79-01-6	Trichloroethene	5.0	U
78-87-5	1,2-Dichloropropane	5.0	U
75-27-4	Bromodichloromethane	5.0	U
10061-01-5	cis-1,3-Dichloropropene	5.0	U
108-10-1	4-Methyl-2-pentanone	5.0	U
108-88-3	Toluene	5.0	U
10061 02 6	trans-1,3 Dichloropropene	5.0	U
79-00-5	1,1,2-Trichloroethane	5.0	U
127-18-4	Tetrachloroethene	5.0	U
591-78-6	2-Hexanone	5.0	U
124-48-1	Dibromochloromethane	5.0	U
108-90-7	Chlorobenzene	5.0	U
100-41-4	Ethylbenzene	5.0	U
179601-23-1	m,p-Xylene	5.0	U
95-47-6	o-Xylene	5.0	U

EL 6/9/12

1B - FORM I VOA-2

VOLATILE ORGANICS ANALYSIS DATA SHEET

EPA SAMPLE NO.

REC-B-WEST

Lab Name: SPECTRUM ANALYTICAL, INC. Contract:

Lab Code: MITKEM Case No.: L0821 Mod. Ref No.: SDG No.: SL0821

Matrix: (SOIL/SED/WATER) WATER Lab Sample ID: L0821-04A

Sample wt/vol: 5.00 (g/mL) ML Lab File ID: V1M6466.D

Level: (TRACE/LOW/MED) LOW Date Received: 04/25/2012

% Moisture: not dec. Date Analyzed: 05/01/2012

GC Column: DB-624 ID: 0.25 (mm) Dilution Factor: 1.0

Soil Extract Volume: (uL) Soil Aliquot Volume: (uL)

Purge Volume: 5.0 (mL)

CAS NO.	COMPOUND	CONCENTRATION UNITS: (ug/L or ug/Kg) UG/L	Q
1330-20-7	Xylene (Total)	5.0	U
100-42-5	Styrene	5.0	U
75-25-2	Bromoform	5.0	U
98-82-8	Isopropylbenzene	5.0	U
79-34-5	1,1,2,2-Tetrachloroethane	5.0	U
103-65-1	n-Propylbenzene	5.0	U
108-67-8	1,3,5-Trimethylbenzene	5.0	U
98-06-6	tert-Butylbenzene	5.0	U
95-63-6	1,2,4-Trimethylbenzene	5.0	U
135-98-8	sec-Butylbenzene	5.0	U
99-87-6	4-Isopropyltoluene	5.0	U
541-73-1	1,3-Dichlorobenzene	5.0	U
106-46-7	1,4-Dichlorobenzene	5.0	U
104-51-8	n-Butylbenzene	5.0	U
95-50-1	1,2-Dichlorobenzene	5.0	U
91-20-3	Naphthalene	5.0	U
110-75-8	2-Chloroethyl vinyl ether	5.0	U

EL
6/9/12

1J - FORM I VOA-TIC

VOLATILE ORGANICS ANALYSIS DATA SHEET

TENTATIVELY IDENTIFIED COMPOUNDS

EPA SAMPLE NO.

REC-B-WEST

Lab Name: SPECTRUM ANALYTICAL, INC. Contract:

Lab Code: MITKEM Case No.: L0821 Mod. Ref No.: SDG No.: SL0821

Matrix: (SOIL/SED/WATER) WATER Lab Sample ID: L0821-04A

Sample wt/vol: 5.00 (g/mL) ML Lab File ID: V1M6466.D

Level: (TRACE or LOW/MED) LOW Date Received: 04/25/2012

% Moisture: not dec. Date Analyzed: 05/01/2012

GC Column: DB-624 ID: 0.25 (mm) Dilution Factor: 1.0

Soil Extract Volume: (uL) Soil Aliquot Volume: (uL)

CONCENTRATION UNITS: (ug/L or ug/Kg) UG/L Purge Volume: 5.0 (mL)

CAS NUMBER	COMPOUND NAME	RT	EST. CONC.	Q

[1]EPA-designated Registry Number.

EL
6/9/12

1A - FORM I VOA-1

VOLATILE ORGANICS ANALYSIS DATA SHEET

EPA SAMPLE NO.

BW-1

Lab Name: SPECTRUM ANALYTICAL, INC. Contract:

Lab Code: MITKEM Case No.: L0821 Mod. Ref No.: SDG No.: SL0821

Matrix: (SOIL/SED/WATER) WATER Lab Sample ID: L0821-05A

Sample wt/vol: 5.00 (g/mL) ML Lab File ID: V1M6467.D

Level: (TRACE/LOW/MED) LOW Date Received: 04/25/2012

% Moisture: not dec. Date Analyzed: 05/01/2012

GC Column: DB-624 ID: 0.25 (mm) Dilution Factor: 1.0

Soil Extract Volume: (uL) Soil Aliquot Volume: (uL)

Purge Volume: 5.0 (mL)

CAS NO.	COMPOUND	CONCENTRATION UNITS: (ug/L or ug/Kg) UG/L	Q
74-87-3	Chloromethane	5.0	U
75-01-4	Vinyl chloride	5.0	U
74-83-9	Bromomethane	5.0	U
75-00-3	Chloroethane	8.4	
75-69-4	Trichlorofluoromethane	5.0	U
75-35-4	1,1-Dichloroethene	5.0	U
67-64-1	Acetone	5.0	U
75-15-0	Carbon disulfide	5.0	U
75-09-2	Methylene chloride	5.0	U
156-60-5	trans-1,2-Dichloroethene	5.0	U
1634-04-4	Methyl tert-butyl ether	5.0	U
75-34-3	1,1-Dichloroethane	1.8	J
108-05-4	Vinyl acetate	5.0	U
78-93-3	2-Butanone	5.0	U
156-59-2	cis-1,2-Dichloroethene	5.0	U
67-66-3	Chloroform	5.0	U
71-55-6	1,1,1-Trichloroethane	5.0	U
56-23-5	Carbon tetrachloride	5.0	U
107-06-2	1,2-Dichloroethane	5.0	U
71-43-2	Benzene	5.0	U
79-01-6	Trichloroethene	5.0	U
78-87-5	1,2-Dichloropropane	5.0	U
75-27-4	Bromodichloromethane	5.0	U
10061-01-5	cis-1,3-Dichloropropene	5.0	U
108-10-1	4-Methyl-2-pentanone	5.0	U
108-88-3	Toluene	5.0	U
10061-02-6	trans-1,3-Dichloropropene	5.0	U
79-00-5	1,1,2-Trichloroethane	5.0	U
127-18-4	Tetrachloroethene	5.0	U
591-78-6	2-Hexanone	5.0	U
124-48-1	Dibromochloromethane	5.0	U
108-90-7	Chlorobenzene	5.0	U
100-41-4	Ethylbenzene	5.0	U
179601-23-1	m,p-Xylene	2.0	J
95-47-6	o-Xylene	5.0	U

EL 6/4/12

1B - FORM I VOA-2

VOLATILE ORGANICS ANALYSIS DATA SHEET

EPA SAMPLE NO.

BW-1

Lab Name: SPECTRUM ANALYTICAL, INC. Contract:

Lab Code: MITKEM Case No.: L0821 Mod. Ref No.: SDG No.: SL0821

Matrix: (SOIL/SED/WATER) WATER Lab Sample ID: L0821-05A

Sample wt/vol: 5.00 (g/mL) ML Lab File ID: V1M6467.D

Level: (TRACE/LOW/MED) LOW Date Received: 04/25/2012

% Moisture: not dec. Date Analyzed: 05/01/2012

GC Column: DB-624 ID: 0.25 (mm) Dilution Factor: 1.0

Soil Extract Volume: (uL) Soil Aliquot Volume: (uL)

Purge Volume: 5.0 (mL)

CAS NO.	COMPOUND	CONCENTRATION UNITS: (ug/L or ug/Kg) UG/L	Q
1330-20-7	Xylene (Total)	2.0	J
100-42-5	Styrene	5.0	U
75-25-2	Bromoform	5.0	U
98-82-8	Isopropylbenzene	5.0	U
79-34-5	1,1,2,2-Tetrachloroethane	5.0	U
103-65-1	n-Propylbenzene	5.0	U
108-67-8	1,3,5-Trimethylbenzene	5.0	U
98-06-6	tert-Butylbenzene	5.0	U
95-63-6	1,2,4-Trimethylbenzene	5.0	U
135-98-8	sec-Butylbenzene	5.0	U
99-87-6	4-Isopropyltoluene	5.0	U
541-73-1	1,3-Dichlorobenzene	5.0	U
106-46-7	1,4-Dichlorobenzene	5.0	U
104-51-8	n-Butylbenzene	5.0	U
95-50-1	1,2-Dichlorobenzene	5.0	U
91-20-3	Naphthalene	5.0	U
110-75-8	2-Chloroethyl vinyl ether	5.0	U

EL 6/9/12

1J - FORM I VOA-TIC

VOLATILE ORGANICS ANALYSIS DATA SHEET

TENTATIVELY IDENTIFIED COMPOUNDS

EPA SAMPLE NO.

BW-1

Lab Name: SPECTRUM ANALYTICAL, INC. Contract:

Lab Code: MITKEM Case No.: L0821 Mod. Ref No.: SDG No.: SL0821

Matrix: (SOIL/SED/WATER) WATER Lab Sample ID: L0821-05A

Sample wt/vol: 5.00 (g/mL) ML Lab File ID: V1M6467.D

Level: (TRACE or LOW/MED) LOW Date Received: 04/25/2012

% Moisture: not dec. Date Analyzed: 05/01/2012

GC Column: DB-624 ID: 0.25 (mm) Dilution Factor: 1.0

Soil Extract Volume: (uL) Soil Aliquot Volume: (uL)

CONCENTRATION UNITS: (ug/L or ug/Kg) UG/L Purge Volume: 5.0 (mL)

CAS NUMBER	COMPOUND NAME	RT	EST. CONC.	Q

[1]EPA-designated Registry Number.

EL 6/9/12

1D - FORM I SV-1

SEMIVOLATILE ORGANICS ANALYSIS DATA SHEET

EPA SAMPLE NO.

BW-10

Lab Name: SPECTRUM ANALYTICAL, INC. Contract:

Lab Code: MITKEM Case No.: L0821 Mod. Ref No.: SDG No.: SL0821

Matrix: (SOIL/SED/WATER) WATER Lab Sample ID: L0821-01B

Sample wt/vol: 1000 (g/mL) ML Lab File ID: S3H9985.D

Level: (LOW/MED) LOW Extraction: (Type) SEPF

% Moisture: Decanted: (Y/N) Date Received: 04/25/2012

Concentrated Extract Volume: 1000 (uL) Date Extracted: 04/26/2012

Injection Volume: 1.0 (uL) GPC Factor: 1.00 Date Analyzed: 04/26/2012

GPC Cleanup: (Y/N) N pH: Dilution Factor: 1.0

CAS NO.	COMPOUND	CONCENTRATION UNITS: (ug/L or ug/Kg) UG/L	Q
91-20-3	Naphthalene	10	U
83-32-9	Acenaphthene	10	U
86-73-7	Fluorene	10	U
85-01-8	Phenanthrene	10	U
120-12-7	Anthracene	10	U
206-44-0	Fluoranthene	10	U
129-00-0	Pyrene	10	U
56-55-3	Benzo(a)anthracene	10	U
218-01-9	Chrysene	10	U
205-99-2	Benzo(b)fluoranthene	10	U
207-08-9	Benzo(k)fluoranthene	10	U
50-32-8	Benzo(a)pyrene	10	U
193-39-5	Indeno(1,2,3-cd)pyrene	10	U
53-70-3	Dibenzo(a,h)anthracene	10	U
191-24-2	Benzo(g,h,i)perylene	10	U

EL
6/9/12

1D - FORM I SV-1

SEMIVOLATILE ORGANICS ANALYSIS DATA SHEET

EPA SAMPLE NO.

REC-B-EAST

Lab Name: SPECTRUM ANALYTICAL, INC. Contract:

Lab Code: MITKEM Case No.: L0821 Mod. Ref No.: SDG No.: SL0821

Matrix: (SOIL/SED/WATER) WATER Lab Sample ID: L0821-03B

Sample wt/vol: 1000 (g/mL) ML Lab File ID: S3H9986.D

Level: (LOW/MED) LOW Extraction: (Type) SEPF

% Moisture: Decanted: (Y/N) Date Received: 04/25/2012

Concentrated Extract Volume: 1000 (uL) Date Extracted: 04/26/2012

Injection Volume: 1.0 (uL) GPC Factor: 1.00 Date Analyzed: 04/26/2012

GPC Cleanup: (Y/N) N pH: Dilution Factor: 1.0

CAS NO.	COMPOUND	CONCENTRATION UNITS: (ug/L or ug/Kg) UG/L	Q
91-20-3	Naphthalene	10	U
83-32-9	Acenaphthene	10	U
86-73-7	Fluorene	10	U
85-01-8	Phenanthrene	10	U
120-12-7	Anthracene	10	U
206-44-0	Fluoranthene	10	U
129-00-0	Pyrene	10	U
56-55-3	Benzo(a)anthracene	10	U
218-01-9	Chrysene	10	U
205-99-2	Benzo(b)fluoranthene	10	U
207-08-9	Benzo(k)fluoranthene	10	U
50-32-8	Benzo(a)pyrene	10	U
193-39-5	Indeno(1,2,3-cd)pyrene	10	U
53-70-3	Dibenzo(a,h)anthracene	10	U
191-24-2	Benzo(g,h,i)perylene	10	U

EL 6/9/12

1D - FORM I SV-1

SEMIVOLATILE ORGANICS ANALYSIS DATA SHEET

EPA SAMPLE NO.

REC-B-WEST

Lab Name: SPECTRUM ANALYTICAL, INC. Contract:

Lab Code: MITKEM Case No.: L0821 Mod. Ref No.: SDG No.: SL0821

Matrix: (SOIL/SED/WATER) WATER Lab Sample ID: L0821-04B

Sample wt/vol: 1000 (g/mL) ML Lab File ID: S3H9987.D

Level: (LOW/MED) LOW Extraction: (Type) SEPF

% Moisture: Decanted: (Y/N) Date Received: 04/25/2012

Concentrated Extract Volume: 1000 (uL) Date Extracted: 04/26/2012

Injection Volume: 1.0 (uL) GPC Factor: 1.00 Date Analyzed: 04/26/2012

GPC Cleanup: (Y/N) N pH: Dilution Factor: 1.0

CAS NO.	COMPOUND	CONCENTRATION UNITS: (ug/L or ug/Kg) UG/L	Q
91-20-3	Naphthalene	10	U
83-32-9	Acenaphthene	10	U
86-73-7	Fluorene	10	U
85-01-8	Phenanthrene	10	U
120-12-7	Anthracene	10	U
206-44-0	Fluoranthene	10	U
129-00-0	Pyrene	10	U
56-55-3	Benzo(a)anthracene	10	U
218-01-9	Chrysene	10	U
205-99-2	Benzo(b)fluoranthene	10	U
207-08-9	Benzo(k)fluoranthene	10	U
50-32-8	Benzo(a)pyrene	10	U
193-39-5	Indeno(1,2,3-cd)pyrene	10	U
53-70-3	Dibenzo(a,h)anthracene	10	U
191-24-2	Benzo(g,h,i)perylene	10	U

EL
6/9/12

1D - FORM I SV-1

SEMIVOLATILE ORGANICS ANALYSIS DATA SHEET

EPA SAMPLE NO.

BW-1

Lab Name: SPECTRUM ANALYTICAL, INC. Contract:

Lab Code: MITKEM Case No.: L0821 Mod. Ref No.: SDG No.: SL0821

Matrix: (SOIL/SED/WATER) WATER Lab Sample ID: L0821-05B

Sample wt/vol: 1000 (g/mL) ML Lab File ID: S3H9988.D

Level: (LOW/MED) LOW Extraction: (Type) SEPF

% Moisture: Decanted: (Y/N) Date Received: 04/25/2012

Concentrated Extract Volume: 1000 (uL) Date Extracted: 04/26/2012

Injection Volume: 1.0 (uL) GPC Factor: 1.00 Date Analyzed: 04/26/2012

GPC Cleanup: (Y/N) N pH: Dilution Factor: 1.0

CAS NO.	COMPOUND	CONCENTRATION UNITS: (ug/L or ug/Kg) UG/L	Q
91-20-3	Naphthalene	10	U
83-32-9	Acenaphthene	10	U
86-73-7	Fluorene	10	U
85-01-8	Phenanthrene	10	U
120-12-7	Anthracene	10	U
206-44-0	Fluoranthene	10	U
129-00-0	Pyrene	10	U
56-55-3	Benzo(a)anthracene	10	U
218-01-9	Chrysene	10	U
205-99-2	Benzo(b)fluoranthene	10	U
207-08-9	Benzo(k)fluoranthene	10	U
50-32-8	Benzo(a)pyrene	10	U
193-39-5	Indeno(1,2,3-cd)pyrene	10	U
53-70-3	Dibenzo(a,h)anthracene	10	U
191-24-2	Benzo(g,h,i)perylene	10	U

EL
6/9/12

Data Usability Summary Report (DUSR)

690 Saint Paul St
Labella Project #209280

Spectrum Analytical, Inc., North Kingstown, RI
Sample Delivery Group #L2324
December 8, 2012

Prepared by:
Ethan Lee
LaBella Associates, P.C.
300 State St
Rochester, NY 14614

Analytical results for the project samples were reviewed to evaluate the data usability. Data was assessed in accordance with guidance from the following Federal and/or State guidance documents:

- USEPA National Functional Guidelines for Organic Data Review (EPA 540/R-99/008) and/or USEPA National Functional Guidelines for Low Concentration Organic Data Review (EPA 540-R-04-004).
- USEPA National Functional Guidelines for Inorganic Data Review (EPA 540/R-04-004).

And method protocol criteria were applicable as prescribed by "Test Methods for Evaluating Solid Waste", SW846, Update III, 1996.

This DUSR pertains to the following samples:

Sample ID	Lab ID	Matrix	Sample Date	Analysis Performed		
				VOC[1]	SVOC[2]	Metals[3]/ Mercury[4]
REC-B-EAST	L2324-01	AQ	10/30/12	X	X	
BW-10	L2324-02	AQ	10/30/12	X	X	X
BW-06	L2324-03	AQ	10/30/12	X		X
BW-11	L2324-04	AQ	10/29/12	X		X
BW-12	L2324-05	AQ	10/29/12	X		X
BW-04	L2324-06	AQ	10/29/12	X		X
BW-03	L2324-07	AQ	10/29/12	X		X
FIELD BLANK 10/30/12	L2324-08	AQ	10/30/12		X	
FIELD BLANK 10/29/12	L2324-09	AQ	10/29/12	X		X
DUP	L2324-10	AQ	10/30/12	X		X

(1) VOC analyses were performed using USEPA Method SW846 8260B.
(2) SVOC analyses were performed using USEPA Method SW846 8270C.
(3) TAL Metals analyses were performed using USEPA Method SW846 6010B.
(4) Aqueous Mercury analyses were performed using USEPA Method SW846 7470A.

The following items/criteria applicable to the analysis of project samples and associated QA/QC procedures were reviewed:

- Sample Data Reporting Format
- Preservation and Holding Time Compliance
- GC/MS Instrument Performance Check
- Initial Calibration Verification (ICV)
- Continuing Calibration Verification (CCV)
- Blank Sample Analysis
- System Monitoring/Surrogate Compound Recoveries

- Laboratory Control Sample (LCS) Recoveries
- Matrix Spike/Matrix Spike Duplicate (MS/MSD) Recoveries
- Internal Standards
- Target Compound Identification
- Compound Quantitation
- Data Qualifiers
- Summary

Volatile Organic Compounds (VOCs)

Sample Data Reporting Format

The sample data are presented using USEPA Contract Laboratory Protocol (CLP) format. The data package has been reviewed for completeness and found to contain each required sample result and associated QA/QC report form. The reporting format is complete and compliant with the objectives of the project. No qualification of the data is recommended.

Preservation and Holding Time Compliance

Maximum allowable holding times for each parameter were measured from the time of sample collection to the time of sample preparation or analysis for each project sample. All project samples were found to be properly preserved or analyzed within the USEPA recommended maximum holding time, without exception. No qualification of the data is recommended.

Gas Chromatography/Mass Spectrometry (GC/MS) Instrument Performance Check

GC/MS instrument performance checks for the instruments used in the analysis of project samples fell within method specific criteria without exception. No qualification of the data is recommended.

Initial Calibration Verification (ICV)

Initial calibration checks for the instruments used in the analysis of project samples fell within the method specific criteria without exception. No qualification of the data is recommended.

Continuing Calibration Verification (CCV)

Continuing calibration checks for the instruments used in the analysis of project samples fell within the method specific criteria without exception. No qualification of the data is recommended.

Blank Sample Analysis

In accordance with cited USEPA guidelines, positive sample results should be reported unless the concentration of the compound in the project sample is less than or equal to 10 times (10X) the amount in any blank for the common laboratory contaminants (methylene chloride, acetone, 2-butanone, cyclohexane), or 5 times (5X) the amount for other target compounds.

Target compounds were not identified in associated blank samples at a concentration above the MDL for organic parameter analyses without exception. No qualification of the data is recommended.

System Monitoring/Surrogate Compound Recoveries

System monitoring/surrogate compound recoveries were within the laboratory specific criteria for the analysis of the project samples without exception. No qualification of the data is recommended.

Laboratory Control Sample (LCS) and Matrix Spike/Matrix Spike Duplicate (MS/MSD) Recoveries

LCS recoveries were within the method specific criteria without exception. No qualification of the data is recommended.

MS/MSD recovery data alone cannot be used to evaluate precision or accuracy of individual samples. Although the associated MS and MSD samples had VOC compounds with percent recoveries outside of the method specific criteria, due to the LCS recoveries being within the criteria, no qualification of the data is recommended.

Internal Standards (IS)

The calculated response of each IS compound fell within the QA/QC criteria without exception. No qualification of the data is recommended.

Compound Quantitation

Compound quantitation is performed to ensure that reported quantitation results are accurate. No qualification of the data is recommended.

Data Qualifiers

Data qualifiers were assigned by the laboratory to the reported results to identify target analytes detected below the reporting limit (RL) but above the method detection limit (MDL), and/or when target analytes were detected in the associated method/preparation blank sample. Based on a spot check of the data qualifiers used, these flags appeared to be applied

to the reported results in accordance with USEPA guidance. The "J" qualifier, which indicates an estimated value because the result was between the RL and MDL, was carried forward.

Compounds detected at levels above the calibration range of the instrument were qualified "E" by the laboratory. The samples were then re-analyzed at a dilution to bring the concentration within the calibration range of the instrument. Both results were reported by the laboratory and the data validator used professional judgment to select the best result for reporting purposes.

Semivolatile Organic Compounds (SVOCs)

Sample Data Reporting Format

The sample data are presented using USEPA Contract Laboratory Protocol (CLP) format. The data package has been reviewed for completeness and found to contain each required sample result and associated QA/QC report form. The reporting format is complete and compliant with the objectives of the project. No qualification of the data is recommended.

Preservation and Holding Time Compliance

Maximum allowable holding times for each parameter were measured from the time of sample collection to the time of sample preparation or analysis for each project sample. All project samples were found to be properly preserved or analyzed within the USEPA recommended maximum holding time, without exception. No qualification of the data is recommended.

Gas Chromatography/Mass Spectrometry (GC/MS) Instrument Performance Check

GC/MS instrument performance checks for the instruments used in the analysis of project samples fell within method specific criteria without exception. No qualification of the data is recommended.

Initial Calibration Verification (ICV)

Initial calibration checks for the instruments used in the analysis of project samples fell within the method specific criteria with the following exceptions.

Inst.	Date/ Time	Target Analyte(s)	%RSD	RRF	Corrective Action	Affected Sample(s)
S3	11/6/12 15:11	2,4-Dimethylphenol	29.0	0.34	Action #1	REC-B-EAST
		4-Chlorophenyl-phenylether	20.9	0.91	Action #1	BW-10
		Fluorene	21.4	1.6	Action #1	FB-10/30/12

Action #1: Positive results are qualified "J", estimated and nondetected analytes as "UJ", estimated detection limit.

Continuing Calibration Verification (CCV)

Continuing calibration checks for the instruments used in the analysis of project samples fell within the method specific criteria without exception. No qualification of the data is recommended.

Blank Sample Analysis

In accordance with cited USEPA guidelines, positive sample results should be reported unless the concentration of the compound in the project sample is less than or equal to 5 times (5X) the amount in any blank.

Target compounds were not identified in associated blank samples at a concentration above the MDL for organic parameter analyses, with the following exceptions:

Blank	Target Analyte(s)	Conc.	Flag sample results with a "U" if ≤ this value	Affected Sample(s)
FB-10/30/12	Di-n-butylphthalate	11 ug/L	55 ug/L	REC-B-EAST BW-10
MB-69142	Bis(2-ethylhexyl)phthalate	1.4 ug/L	7.0 ug/L	REC-B-EAST BW-10 FB-10/30/12

System Monitoring/Surrogate Compound Recoveries

System monitoring/surrogate compound recoveries were within the laboratory specific criteria for the analysis of the project samples, with the following exceptions:

Surrogate		Criteria (%)
Nitrobenzene-d5	S01	40-110
2-Fluorobiphenol	S02	50-110
Terphenyl-d14	S03	50-135
Phenol-d5	S04	10-115
2-Fluorophenol	S05	20-110
2,4,6-Tribromophenol	S06	40-125

Project Sample ID	S01 %R	S02 %R	S03 %R	S04 %R	S05 %R	S06 %R	Positive Results	Non Detect (ND)
BW-10	78	82	35	22	36	86	J	UJ

If the surrogate percent recovery is greater than the upper acceptance limit, associated target analyte positive results are qualified "J", estimated and nondetected analytes should not be qualified. If the surrogate percent recovery is less than the lower acceptance limit, associated target analyte positive results are qualified "J", estimated and nondetected analytes are qualified "UJ", estimated detection limit. All SVOC target analytes in the identified project samples should be qualified as noted above.

Laboratory Control Sample (LCS) Recoveries

LCS recoveries were within the method specific criteria without exception. No qualification of the data is recommended.

Internal Standards (IS)

The calculated response of each IS compound fell within the QA/QC criteria without exception. No qualification of the data is recommended.

Compound Quantitation

Compound quantitation is performed to ensure that reported quantitation results are accurate. No qualification of the data is recommended.

Data Qualifiers

Data qualifiers were assigned by the laboratory to the reported results to identify target analytes detected below the reporting limit (RL) but above the method detection limit (MDL), and/or when target analytes were detected in the associated method/preparation blank sample. Based on a spot check of the data qualifiers used, these flags appeared to be applied to the reported results in accordance with USEPA guidance. The "J" qualifier, which indicates an estimated value because the result was between the RL and MDL, was carried forward.

Organic analyses samples that contained concentrations of target analytes at a reportable level in the associated method blanks were flagged by the laboratory with a "B". If the target analyte concentration was greater than 5X the amount in any blank, the "B" qualifier was not carried forward; if less than the 5X rule, the "B" qualifier was replaced with a "U".

Metals

Preservation and Holding Time Compliance

Maximum allowable holding times for each parameter were measured from the time of sample collection to the time of sample preparation or analysis for each project sample. All project

samples were found to be properly preserved or analyzed within the USEPA recommended maximum holding time without exception. No qualification of the data is recommended.

Initial Calibration Verification (ICV)

Initial calibration checks for the instruments used in the analysis of project samples fell within the method specific criteria without exception. No qualification of the data is recommended.

Continuing Calibration Verification (CCV)

Continuing calibration checks for the instruments used in the analysis of project samples fell within the method specific criteria without exception. No qualification of the data is recommended.

Blank Sample Analysis

In accordance with cited USEPA guidelines, positive sample results should be reported unless the concentration of the compound in the project sample is less than or equal to 5 times (5X) the amount in the associated blank sample.

Target compounds were not identified in associated blank samples at a concentration above the MDL for metals analyses, with the following exceptions:

Blank	**Target Analyte(s)**	**Conc.**	**Flag sample results with a "U" if ≤ this value**	**Affected Sample(s)**
FB-10/29/12	Mercury Sodium	0.032 ug/L 159 ug/L	0.16 ug/L 795 ug/L	BW-03 BW-04 BW-06 BW-10 BW-11 BW-12 DUP
MB-69213	Potassium	124 ug/L	620 ug/L	All Samples

Note: Preparation Blank associated samples include all samples analyzed within the sample analytical batch.

Interference Check Sample Analysis

The interference check sample solution percent recoveries (%Rs) fell within the method required control limits without exception. No qualification of the data is recommended.

Laboratory Control Sample (LCS) Analysis

The LCS %Rs fell within the method required control limits without exception. No qualification of the data is recommended.

Matrix Spike/Matrix Spike Duplicate (MS/MSD) Analysis

The MS/MSD %Rs fell within the method required control limits (75-125%) without exception. No qualification of the data is recommended.

Laboratory Duplicate Analysis

The laboratory duplicate percent differences (%Ds) fell within the method required control limits without exception. No qualification of the data is recommended.

ICP Serial Dilution Analysis

The ICP Serial Dilution %Ds fell within the method required control limits without exception. No qualification of the data is recommended.

Compound Quantitation

Compound quantitation is performed to ensure that reported quantitation results are accurate. Compounds were quantitated correctly without exception.

Data Qualifiers

Data qualifiers were assigned by the laboratory to the reported results to identify target analytes detected below the reporting limit (RL) but above the method detection limit (MDL), and/or when target analytes were detected in the associated method/preparation blank sample. Based on a spot check of the data qualifiers used, these flags appeared to be applied to the reported results in accordance with USEPA guidance. The "B" qualifier, which indicates an estimated value because the result was between the RL and MDL, was changed to a "J" qualifier by the data reviewer.

Summary

The results presented in each report were found to be compliant with the data quality objectives for the project and usable. Based on our review, the usability of the data is 100%, with the few exceptions noted above.

1A - FORM I VOA-1

VOLATILE ORGANICS ANALYSIS DATA SHEET

EPA SAMPLE NO.

REC-B-EAST

Lab Name: SPECTRUM ANALYTICAL, INC. Contract:

Lab Code: MITKEM Case No.: L2324 Mod. Ref No.: SDG No.: SL2324

Matrix: (SOIL/SED/WATER) WATER Lab Sample ID: L2324-01A

Sample wt/vol: 5.00 (g/mL) ML Lab File ID: V2M4910.D

Level: (TRACE/LOW/MED) LOW Date Received: 10/31/2012

% Moisture: not dec. Date Analyzed: 11/08/2012

GC Column: DB-624 ID: 0.25 (mm) Dilution Factor: 1.0

Soil Extract Volume: (uL) Soil Aliquot Volume: (uL)

Purge Volume: 5.0 (mL)

CAS NO.	COMPOUND	CONCENTRATION UNITS: (ug/L or ug/Kg) UG/L	Q
74-87-3	Chloromethane	5.0	U
75-01-4	Vinyl chloride	5.0	U
74-83-9	Bromomethane	5.0	U
75-00-3	Chloroethane	5.0	U
75-69-4	Trichlorofluoromethane	5.0	U
75-35-4	1,1-Dichloroethene	5.0	U
67-64-1	Acetone	5.0	U
75-15-0	Carbon disulfide	5.0	U
75-09-2	Methylene chloride	5.0	U
156-60-5	trans-1,2-Dichloroethene	5.0	U
1634-04-4	Methyl tert-butyl ether	5.0	U
75-34-3	1,1-Dichloroethane	5.0	U
108-05-4	Vinyl acetate	5.0	U
78-93-3	2-Butanone	0.78	J
156-59-2	cis-1,2-Dichloroethene	5.0	U
67-66-3	Chloroform	5.0	U
71-55-6	1,1,1-Trichloroethane	5.0	U
56-23-5	Carbon tetrachloride	5.0	U
107-06-2	1,2-Dichloroethane	5.0	U
71-43-2	Benzene	4.6	J
79-01-6	Trichloroethene	5.0	U
78-87-5	1,2-Dichloropropane	5.0	U
75-27-4	Bromodichloromethane	5.0	U
10061-01-5	cis-1,3-Dichloropropene	5.0	U
108-10-1	4-Methyl-2-pentanone	5.0	U
108-88-3	Toluene	5.0	U
10061-02-6	trans-1,3-Dichloropropene	5.0	U
79-00-5	1,1,2-Trichloroethane	5.0	U
127-18-4	Tetrachloroethene	5.0	U
591-78-6	2-Hexanone	5.0	U
124-48-1	Dibromochloromethane	5.0	U
108-90-7	Chlorobenzene	5.0	U
100-41-4	Ethylbenzene	5.0	U
179601-23-1	m,p-Xylene	5.0	U
95-47-6	o-Xylene	5.0	U

SW846

EL 12/8/12

1B - FORM I VOA-2

VOLATILE ORGANICS ANALYSIS DATA SHEET

EPA SAMPLE NO.

REC-B-EAST

Lab Name: SPECTRUM ANALYTICAL, INC. Contract:

Lab Code: MITKEM Case No.: L2324 Mod. Ref No.: SDG No.: SL2324

Matrix: (SOIL/SED/WATER) WATER Lab Sample ID: L2324-01A

Sample wt/vol: 5.00 (g/mL) ML Lab File ID: V2M4910.D

Level: (TRACE/LOW/MED) LOW Date Received: 10/31/2012

% Moisture: not dec. Date Analyzed: 11/08/2012

GC Column: DB-624 ID: 0.25 (mm) Dilution Factor: 1.0

Soil Extract Volume: (uL) Soil Aliquot Volume: (uL)

Purge Volume: 5.0 (mL)

CAS NO.	COMPOUND	CONCENTRATION UNITS: (ug/L or ug/Kg) UG/L	Q
1330-20-7	Xylene (Total)	5.0	U
100-42-5	Styrene	5.0	U
75-25-2	Bromoform	5.0	U
98-82-8	Isopropylbenzene	5.0	U
79-34-5	1,1,2,2-Tetrachloroethane	5.0	U
103-65-1	n-Propylbenzene	5.0	U
108-67-8	1,3,5-Trimethylbenzene	5.0	U
98-06-6	tert-Butylbenzene	5.0	U
95-63-6	1,2,4-Trimethylbenzene	5.0	U
135-98-8	sec-Butylbenzene	5.0	U
99-87-6	4-Isopropyltoluene	5.0	U
541-73-1	1,3-Dichlorobenzene	5.0	U
106-46-7	1,4-Dichlorobenzene	5.0	U
104-51-8	n-Butylbenzene	5.0	U
95-50-1	1,2-Dichlorobenzene	5.0	U
91-20-3	Naphthalene	5.0	U
110-75-8	2-Chloroethyl vinyl ether	5.0	U

EL
12/8/12

1J - FORM I VOA-TIC

VOLATILE ORGANICS ANALYSIS DATA SHEET

TENTATIVELY IDENTIFIED COMPOUNDS

EPA SAMPLE NO.

REC-B-EAST

Lab Name: SPECTRUM ANALYTICAL, INC. Contract:

Lab Code: MITKEM Case No.: L2324 Mod. Ref No.: SDG No.: SL2324

Matrix: (SOIL/SED/WATER) WATER Lab Sample ID: L2324-01A

Sample wt/vol: 5.00 (g/mL) ML Lab File ID: V2M4910.D

Level: (TRACE or LOW/MED) LOW Date Received: 10/31/2012

% Moisture: not dec. Date Analyzed: 11/08/2012

GC Column: DB-624 ID: 0.25 (mm) Dilution Factor: 1.0

Soil Extract Volume: (uL) Soil Aliquot Volume: (uL)

CONCENTRATION UNITS: (ug/L or ug/Kg) UG/L Purge Volume: 5.0 (mL)

CAS NUMBER	COMPOUND NAME	RT	EST. CONC.	Q

[1]EPA-designated Registry Number.

EL
12/8/12

1A - FORM I VOA-1

VOLATILE ORGANICS ANALYSIS DATA SHEET

EPA SAMPLE NO.

BW-10

Lab Name: SPECTRUM ANALYTICAL, INC. Contract:

Lab Code: MITKEM Case No.: L2324 Mod. Ref No.: SDG No.: SL2324

Matrix: (SOIL/SED/WATER) WATER Lab Sample ID: L2324-02A

Sample wt/vol: 5.00 (g/mL) ML Lab File ID: V2M4911.D

Level: (TRACE/LOW/MED) LOW Date Received: 10/31/2012

% Moisture: not dec. Date Analyzed: 11/08/2012

GC Column: DB-624 ID: 0.25 (mm) Dilution Factor: 1.0

Soil Extract Volume: (uL) Soil Aliquot Volume: (uL)

Purge Volume: 5.0 (mL)

CAS NO.	COMPOUND	CONCENTRATION UNITS: (ug/L or ug/Kg) UG/L	Q
74-87-3	Chloromethane	5.0	U
75-01-4	Vinyl chloride	5.0	U
74-83-9	Bromomethane	5.0	U
75-00-3	Chloroethane	5.0	U
75-69-4	Trichlorofluoromethane	5.0	U
75-35-4	1,1-Dichloroethene	5.0	U
67-64-1	Acetone	5.0	U
75-15-0	Carbon disulfide	5.0	U
75-09-2	Methylene chloride	5.0	U
156-60-5	trans-1,2-Dichloroethene	5.0	U
1634-04-4	Methyl tert-butyl ether	5.0	U
75-34-3	1,1-Dichloroethane	5.0	U
108-05-4	Vinyl acetate	5.0	U
78-93-3	2-Butanone	1.4	J
156-59-2	cis-1,2-Dichloroethene	5.0	U
67-66-3	Chloroform	5.0	U
71-55-6	1,1,1-Trichloroethane	5.0	U
56-23-5	Carbon tetrachloride	5.0	U
107-06-2	1,2-Dichloroethane	1.9	J
71-43-2	Benzene	9.8	
79-01-6	Trichloroethene	5.0	U
78-87-5	1,2-Dichloropropane	5.0	U
75-27-4	Bromodichloromethane	5.0	U
10061-01-5	cis-1,3-Dichloropropene	5.0	U
108-10-1	4-Methyl-2-pentanone	5.0	U
108-88-3	Toluene	5.0	U
10061-02-6	trans-1,3-Dichloropropene	5.0	U
79-00-5	1,1,2-Trichloroethane	5.0	U
127-18-4	Tetrachloroethene	5.0	U
591-78-6	2-Hexanone	5.0	U
124-48-1	Dibromochloromethane	5.0	U
108-90-7	Chlorobenzene	5.0	U
100-41-4	Ethylbenzene	5.0	U
179601-23-1	m,p-Xylene	5.0	U
95-47-6	o-Xylene	5.0	U

SW846

EL 12/8/12

1B - FORM I VOA-2

VOLATILE ORGANICS ANALYSIS DATA SHEET

EPA SAMPLE NO.

BW-10

Lab Name: SPECTRUM ANALYTICAL, INC. Contract:

Lab Code: MITKEM Case No.: L2324 Mod. Ref No.: SDG No.: SL2324

Matrix: (SOIL/SED/WATER) WATER Lab Sample ID: L2324-02A

Sample wt/vol: 5.00 (g/mL) ML Lab File ID: V2M4911.D

Level: (TRACE/LOW/MED) LOW Date Received: 10/31/2012

% Moisture: not dec. Date Analyzed: 11/08/2012

GC Column: DB-624 ID: 0.25 (mm) Dilution Factor: 1.0

Soil Extract Volume: (uL) Soil Aliquot Volume: (uL)

Purge Volume: 5.0 (mL)

CAS NO.	COMPOUND	CONCENTRATION UNITS: (ug/L or ug/Kg) UG/L	Q
1330-20-7	Xylene (Total)	5.0	U
100-42-5	Styrene	5.0	U
75-25-2	Bromoform	5.0	U
98-82-8	Isopropylbenzene	5.5	
79-34-5	1,1,2,2-Tetrachloroethane	5.0	U
103-65-1	n-Propylbenzene	5.0	
108-67-8	1,3,5-Trimethylbenzene	5.0	U
98-06-6	tert-Butylbenzene	1.7	J
95-63-6	1,2,4-Trimethylbenzene	5.0	U
135-98-8	sec-Butylbenzene	4.4	J
99-87-6	4-Isopropyltoluene	5.0	U
541-73-1	1,3-Dichlorobenzene	5.0	U
106-46-7	1,4-Dichlorobenzene	5.0	U
104-51-8	n-Butylbenzene	2.0	J
95-50-1	1,2-Dichlorobenzene	5.0	U
91-20-3	Naphthalene	1.7	J
110-75-8	2-Chloroethyl vinyl ether	5.0	U

EL 12/8/12

1J - FORM I VOA-TIC

VOLATILE ORGANICS ANALYSIS DATA SHEET

TENTATIVELY IDENTIFIED COMPOUNDS

EPA SAMPLE NO.

BW-10

Lab Name: SPECTRUM ANALYTICAL, INC. Contract:

Lab Code: MITKEM Case No.: L2324 Mod. Ref No.: SDG No.: SL2324

Matrix: (SOIL/SED/WATER) WATER Lab Sample ID: L2324-02A

Sample wt/vol: 5.00 (g/mL) ML Lab File ID: V2M4911.D

Level: (TRACE or LOW/MED) LOW Date Received: 10/31/2012

% Moisture: not dec. Date Analyzed: 11/08/2012

GC Column: DB-624 ID: 0.25 (mm) Dilution Factor: 1.0

Soil Extract Volume: (uL) Soil Aliquot Volume: (uL)

CONCENTRATION UNITS: (ug/L or ug/Kg) UG/L Purge Volume: 5.0 (mL)

	CAS NUMBER	COMPOUND NAME	RT	EST. CONC.	Q
01	526-73-8	Benzene, 1,2,3-trimethyl-	10.601	54	NJ
02	300-57-2	Benzene, 2-propenyl-	10.800	24	NJ
03	1074-55-1	Benzene, 1-methyl-4-propyl-	11.073	23	NJ
04	934-80-5	Benzene, 4-ethyl-1,2-dimethy	11.376	33	NJ
05	933-98-2	Benzene, 1-ethyl-2,3-dimethy	11.533	30	NJ
06	95-93-2	Benzene, 1,2,4,5-tetramethyl	11.628	27	NJ
07	527-53-7	Benzene, 1,2,3,5-tetramethyl	11.669	45	NJ
08		Unknown (12.05678)	12.057	65	J
09		Unknown (12.39183)	12.392	24	J
10	6682-71-9	1H-Indene, 2,3-dihydro-4,7-d	12.486	22	NJ

[1]EPA-designated Registry Number.

EL 12/8/12

1A - FORM I VOA-1

VOLATILE ORGANICS ANALYSIS DATA SHEET

EPA SAMPLE NO.

BW-06

Lab Name: SPECTRUM ANALYTICAL, INC. Contract:

Lab Code: MITKEM Case No.: L2324 Mod. Ref No.: SDG No.: SL2324

Matrix: (SOIL/SED/WATER) WATER Lab Sample ID: L2324-03A

Sample wt/vol: 5.00 (g/mL) ML Lab File ID: V2M4912.D

Level: (TRACE/LOW/MED) LOW Date Received: 10/31/2012

% Moisture: not dec. Date Analyzed: 11/08/2012

GC Column: DB-624 ID: 0.25 (mm) Dilution Factor: 1.0

Soil Extract Volume: (uL) Soil Aliquot Volume: (uL)

Purge Volume: 5.0 (mL)

CAS NO.	COMPOUND	CONCENTRATION UNITS: (ug/L or ug/Kg) UG/L	Q
74-87-3	Chloromethane	5.0	U
75-01-4	Vinyl chloride	580	E
74-83-9	Bromomethane	5.0	U
75-00-3	Chloroethane	5.0	U
75-69-4	Trichlorofluoromethane	5.0	U
75-35-4	1,1-Dichloroethene	50	
67-64-1	Acetone	5.0	U
75-15-0	Carbon disulfide	5.0	U
75-09-2	Methylene chloride	5.0	U
156-60-5	trans-1,2-Dichloroethene	31	
1634-04-4	Methyl tert-butyl ether	5.0	U
75-34-3	1,1-Dichloroethane	5.0	U
108-05-4	Vinyl acetate	5.0	U
78-93-3	2-Butanone	5.0	U
156-59-2	cis-1,2-Dichloroethene	2600	E
67-66-3	Chloroform	5.0	U
71-55-6	1,1,1-Trichloroethane	5.0	U
56-23-5	Carbon tetrachloride	5.0	U
107-06-2	1,2-Dichloroethane	0.80	J
71-43-2	Benzene	1.1	J
79-01-6	Trichloroethene	2800	E
78-87-5	1,2-Dichloropropane	5.0	U
75-27-4	Bromodichloromethane	5.0	U
10061-01-5	cis-1,3-Dichloropropene	5.0	U
108-10-1	4-Methyl-2-pentanone	5.0	U
108-88-3	Toluene	0.59	J
10061-02-6	trans-1,3-Dichloropropene	5.0	U
79-00-5	1,1,2-Trichloroethane	5.0	U
127-18-4	Tetrachloroethene	6.8	
591-78-6	2-Hexanone	5.0	U
124-48-1	Dibromochloromethane	5.0	U
108-90-7	Chlorobenzene	5.0	U
100-41-4	Ethylbenzene	2.7	J
179601-23-1	m,p-Xylene	0.78	J
95-47-6	o-Xylene	5.0	U

EL 12/8/12

1B - FORM I VOA-2

VOLATILE ORGANICS ANALYSIS DATA SHEET

EPA SAMPLE NO.

BW-06

Lab Name: SPECTRUM ANALYTICAL, INC. Contract:

Lab Code: MITKEM Case No.: L2324 Mod. Ref No.: SDG No.: SL2324

Matrix: (SOIL/SED/WATER) WATER Lab Sample ID: L2324-03A

Sample wt/vol: 5.00 (g/mL) ML Lab File ID: V2M4912.D

Level: (TRACE/LOW/MED) LOW Date Received: 10/31/2012

% Moisture: not dec. Date Analyzed: 11/08/2012

GC Column: DB-624 ID: 0.25 (mm) Dilution Factor: 1.0

Soil Extract Volume: (uL) Soil Aliquot Volume: (uL)

Purge Volume: 5.0 (mL)

CAS NO.	COMPOUND	CONCENTRATION UNITS: (ug/L or ug/Kg) UG/L	Q
1330-20-7	Xylene (Total)	0.78	J
100-42-5	Styrene	5.0	U
75-25-2	Bromoform	5.0	U
98-82-8	Isopropylbenzene	5.0	U
79-34-5	1,1,2,2-Tetrachloroethane	5.0	U
103-65-1	n-Propylbenzene	5.0	U
108-67-8	1,3,5-Trimethylbenzene	5.0	U
98-06-6	tert-Butylbenzene	5.0	U
95-63-6	1,2,4-Trimethylbenzene	5.0	U
135-98-8	sec-Butylbenzene	5.0	U
99-87-6	4-Isopropyltoluene	5.0	U
541-73-1	1,3-Dichlorobenzene	5.0	U
106-46-7	1,4-Dichlorobenzene	5.0	U
104-51-8	n-Butylbenzene	5.0	U
95-50-1	1,2-Dichlorobenzene	5.0	U
91-20-3	Naphthalene	5.0	U
110-75-8	2-Chloroethyl vinyl ether	5.0	U

12/8/12

1J - FORM I VOA-TIC

VOLATILE ORGANICS ANALYSIS DATA SHEET

TENTATIVELY IDENTIFIED COMPOUNDS

EPA SAMPLE NO.

BW-06

Lab Name: SPECTRUM ANALYTICAL, INC. Contract:

Lab Code: MITKEM Case No.: L2324 Mod. Ref No.: SDG No.: SL2324

Matrix: (SOIL/SED/WATER) WATER Lab Sample ID: L2324-03A

Sample wt/vol: 5.00 (g/mL) ML Lab File ID: V2M4912.D

Level: (TRACE or LOW/MED) LOW Date Received: 10/31/2012

% Moisture: not dec. Date Analyzed: 11/08/2012

GC Column: DB-624 ID: 0.25 (mm) Dilution Factor: 1.0

Soil Extract Volume: (uL) Soil Aliquot Volume: (uL)

CONCENTRATION UNITS: (ug/L or ug/Kg) UG/L Purge Volume: 5.0 (mL)

CAS NUMBER	COMPOUND NAME	RT	EST. CONC.	Q

[1]EPA-designated Registry Number.

EL
12/8/12

1A - FORM I VOA-1

VOLATILE ORGANICS ANALYSIS DATA SHEET

EPA SAMPLE NO.

BW-06DL

Lab Name: SPECTRUM ANALYTICAL, INC. Contract:

Lab Code: MITKEM Case No.: L2324 Mod. Ref No.: SDG No.: SL2324

Matrix: (SOIL/SED/WATER) WATER Lab Sample ID: L2324-03ADL

Sample wt/vol: 5.00 (g/mL) ML Lab File ID: V2M4938.D

Level: (TRACE/LOW/MED) LOW Date Received: 10/31/2012

% Moisture: not dec. Date Analyzed: 11/09/2012

GC Column: DB-624 ID: 0.25 (mm) Dilution Factor: 500.0

Soil Extract Volume: (uL) Soil Aliquot Volume: (uL)

Purge Volume: 5.0 (mL)

CAS NO.	COMPOUND	CONCENTRATION UNITS: (ug/L or ug/Kg) UG/L	Q
74-87-3	Chloromethane	2500	U
75-01-4	Vinyl chloride	810	ØJ
74-83-9	Bromomethane	2500	U
75-00-3	Chloroethane	2500	U
75-69-4	Trichlorofluoromethane	2500	U
75-35-4	1,1-Dichloroethene	2500	U
67-64-1	Acetone	2500	U
75-15-0	Carbon disulfide	2500	U
75-09-2	Methylene chloride	2500	U
156-60-5	trans-1,2-Dichloroethene	2500	U
1634-04-4	Methyl tert-butyl ether	2500	U
75-34-3	1,1-Dichloroethane	2500	U
108-05-4	Vinyl acetate	2500	U
78-93-3	2-Butanone	2500	U
156-59-2	cis-1,2-Dichloroethene	3300	D
67-66-3	Chloroform	2500	U
71-55-6	1,1,1-Trichloroethane	2500	U
56-23-5	Carbon tetrachloride	2500	U
107-06-2	1,2-Dichloroethane	2500	U
71-43-2	Benzene	2500	U
79-01-6	Trichloroethene	5300	D
78-87-5	1,2-Dichloropropane	2500	U
75-27-4	Bromodichloromethane	2500	U
10061-01-5	cis-1,3-Dichloropropene	2500	U
108-10-1	4-Methyl-2-pentanone	2500	U
108-88-3	Toluene	2500	U
10061-02-6	trans-1,3-Dichloropropene	2500	U
79-00-5	1,1,2-Trichloroethane	2500	U
127-18-4	Tetrachloroethene	2500	U
591-78-6	2-Hexanone	2500	U
124-48-1	Dibromochloromethane	2500	U
108-90-7	Chlorobenzene	2500	U
100-41-4	Ethylbenzene	2500	U
179601-23-1	m,p-Xylene	2500	U
95-47-6	o-Xylene	2500	U

EL 12/8/12

1B - FORM I VOA-2

VOLATILE ORGANICS ANALYSIS DATA SHEET

EPA SAMPLE NO.

BW-06DL

Lab Name: SPECTRUM ANALYTICAL, INC. Contract:

Lab Code: MITKEM Case No.: L2324 Mod. Ref No.: SDG No.: SL2324

Matrix: (SOIL/SED/WATER) WATER Lab Sample ID: L2324-03ADL

Sample wt/vol: 5.00 (g/mL) ML Lab File ID: V2M4938.D

Level: (TRACE/LOW/MED) LOW Date Received: 10/31/2012

% Moisture: not dec. Date Analyzed: 11/09/2012

GC Column: DB-624 ID: 0.25 (mm) Dilution Factor: 500.0

Soil Extract Volume: (uL) Soil Aliquot Volume: (uL)

Purge Volume: 5.0 (mL)

CAS NO.	COMPOUND	CONCENTRATION UNITS: (ug/L or ug/Kg) UG/L	Q
1330-20-7	Xylene (Total)	2500	U
100-42-5	Styrene	2500	U
75-25-2	Bromoform	2500	U
98-82-8	Isopropylbenzene	2500	U
79-34-5	1,1,2,2-Tetrachloroethane	2500	U
103-65-1	n-Propylbenzene	2500	U
108-67-8	1,3,5-Trimethylbenzene	2500	U
98-06-6	tert-Butylbenzene	2500	U
95-63-6	1,2,4-Trimethylbenzene	2500	U
135-98-8	sec-Butylbenzene	2500	U
99-87-6	4-Isopropyltoluene	2500	U
541-73-1	1,3-Dichlorobenzene	2500	U
106-46-7	1,4-Dichlorobenzene	2500	U
104-51-8	n-Butylbenzene	2500	U
95-50-1	1,2-Dichlorobenzene	2500	U
91-20-3	Naphthalene	2500	U
110-75-8	2-Chloroethyl vinyl ether	2500	U

EL
12/8/12

1J - FORM I VOA-TIC

VOLATILE ORGANICS ANALYSIS DATA SHEET

TENTATIVELY IDENTIFIED COMPOUNDS

EPA SAMPLE NO.

BW-06DL

Lab Name: SPECTRUM ANALYTICAL, INC. Contract:

Lab Code: MITKEM Case No.: L2324 Mod. Ref No.: SDG No.: SL2324

Matrix: (SOIL/SED/WATER) WATER Lab Sample ID: L2324-03ADL

Sample wt/vol: 5.00 (g/mL) ML Lab File ID: V2M4938.D

Level: (TRACE or LOW/MED) LOW Date Received: 10/31/2012

% Moisture: not dec. Date Analyzed: 11/09/2012

GC Column: DB-624 ID: 0.25 (mm) Dilution Factor: 500.0

Soil Extract Volume: (uL) Soil Aliquot Volume: (uL)

CONCENTRATION UNITS: (ug/L or ug/Kg) UG/L Purge Volume: 5.0 (mL)

	CAS NUMBER	COMPOUND NAME	RT	EST. CONC.	Q
01		Unknown	2.416	2800	DJ

[1]EPA-designated Registry Number.

EL
12/8/12

1A - FORM I VOA-1

VOLATILE ORGANICS ANALYSIS DATA SHEET

EPA SAMPLE NO.

BW-11

Lab Name: SPECTRUM ANALYTICAL, INC. Contract:

Lab Code: MITKEM Case No.: L2324 Mod. Ref No.: SDG No.: SL2324

Matrix: (SOIL/SED/WATER) WATER Lab Sample ID: L2324-04A

Sample wt/vol: 5.00 (g/mL) ML Lab File ID: V2M4909.D

Level: (TRACE/LOW/MED) LOW Date Received: 10/31/2012

% Moisture: not dec. Date Analyzed: 11/08/2012

GC Column: DB-624 ID: 0.25 (mm) Dilution Factor: 1.0

Soil Extract Volume: (uL) Soil Aliquot Volume: (uL)

Purge Volume: 5.0 (mL)

CAS NO.	COMPOUND	CONCENTRATION UNITS: (ug/L or ug/Kg) UG/L	Q
74-87-3	Chloromethane	5.0	U
75-01-4	Vinyl chloride	5.0	U
74-83-9	Bromomethane	5.0	U
75-00-3	Chloroethane	5.0	U
75-69-4	Trichlorofluoromethane	5.0	U
75-35-4	1,1-Dichloroethene	5.0	U
67-64-1	Acetone	5.0	U
75-15-0	Carbon disulfide	5.0	U
75-09-2	Methylene chloride	5.0	U
156-60-5	trans-1,2-Dichloroethene	5.0	U
1634-04-4	Methyl tert-butyl ether	5.0	U
75-34-3	1,1-Dichloroethane	5.0	U
108-05-4	Vinyl acetate	5.0	U
78-93-3	2-Butanone	5.0	U
156-59-2	cis-1,2-Dichloroethene	35	
67-66-3	Chloroform	0.61	J
71-55-6	1,1,1-Trichloroethane	5.0	U
56-23-5	Carbon tetrachloride	5.0	U
107-06-2	1,2-Dichloroethane	5.0	U
71-43-2	Benzene	5.0	U
79-01-6	Trichloroethene	56	
78-87-5	1,2-Dichloropropane	5.0	U
75-27-4	Bromodichloromethane	5.0	U
10061-01-5	cis-1,3-Dichloropropene	5.0	U
108-10-1	4-Methyl-2-pentanone	5.0	U
108-88-3	Toluene	5.0	U
10061-02-6	trans-1,3-Dichloropropene	5.0	U
79-00-5	1,1,2-Trichloroethane	5.0	U
127-18-4	Tetrachloroethene	5.0	U
591-78-6	2-Hexanone	5.0	U
124-48-1	Dibromochloromethane	5.0	U
108-90-7	Chlorobenzene	5.0	U
100-41-4	Ethylbenzene	5.0	U
179601-23-1	m,p-Xylene	5.0	U
95-47-6	o-Xylene	5.0	U

EL 12/8/12

1B - FORM I VOA-2

VOLATILE ORGANICS ANALYSIS DATA SHEET

EPA SAMPLE NO.

BW-11

Lab Name: SPECTRUM ANALYTICAL, INC. Contract:

Lab Code: MITKEM Case No.: L2324 Mod. Ref No.: SDG No.: SL2324

Matrix: (SOIL/SED/WATER) WATER Lab Sample ID: L2324-04A

Sample wt/vol: 5.00 (g/mL) ML Lab File ID: V2M4909.D

Level: (TRACE/LOW/MED) LOW Date Received: 10/31/2012

% Moisture: not dec. Date Analyzed: 11/08/2012

GC Column: DB-624 ID: 0.25 (mm) Dilution Factor: 1.0

Soil Extract Volume: (uL) Soil Aliquot Volume: (uL)

Purge Volume: 5.0 (mL)

CAS NO.	COMPOUND	CONCENTRATION UNITS: (ug/L or ug/Kg) UG/L	Q
1330-20-7	Xylene (Total)	5.0	U
100-42-5	Styrene	5.0	U
75-25-2	Bromoform	5.0	U
98-82-8	Isopropylbenzene	5.0	U
79-34-5	1,1,2,2-Tetrachloroethane	5.0	U
103-65-1	n-Propylbenzene	5.0	U
108-67-8	1,3,5-Trimethylbenzene	5.0	U
98-06-6	tert-Butylbenzene	5.0	U
95-63-6	1,2,4-Trimethylbenzene	5.0	U
135-98-8	sec-Butylbenzene	5.0	U
99-87-6	4-Isopropyltoluene	5.0	U
541-73-1	1,3-Dichlorobenzene	5.0	U
106-46-7	1,4-Dichlorobenzene	5.0	U
104-51-8	n-Butylbenzene	5.0	U
95-50-1	1,2-Dichlorobenzene	5.0	U
91-20-3	Naphthalene	5.0	U
110-75-8	2-Chloroethyl vinyl ether	5.0	U

EL
12/8/12

1J - FORM I VOA-TIC

VOLATILE ORGANICS ANALYSIS DATA SHEET

TENTATIVELY IDENTIFIED COMPOUNDS

EPA SAMPLE NO.

BW-11

Lab Name: SPECTRUM ANALYTICAL, INC. Contract:

Lab Code: MITKEM Case No.: L2324 Mod. Ref No.: SDG No.: SL2324

Matrix: (SOIL/SED/WATER) WATER Lab Sample ID: L2324-04A

Sample wt/vol: 5.00 (g/mL) ML Lab File ID: V2M4909.D

Level: (TRACE or LOW/MED) LOW Date Received: 10/31/2012

% Moisture: not dec. Date Analyzed: 11/08/2012

GC Column: DB-624 ID: 0.25 (mm) Dilution Factor: 1.0

Soil Extract Volume: (uL) Soil Aliquot Volume: (uL)

CONCENTRATION UNITS: (ug/L or ug/Kg) UG/L Purge Volume: 5.0 (mL)

CAS NUMBER	COMPOUND NAME	RT	EST. CONC.	Q

[1]EPA-designated Registry Number.

EL 12/8/12

1A - FORM I VOA-1

VOLATILE ORGANICS ANALYSIS DATA SHEET

EPA SAMPLE NO.

BW-12

Lab Name: SPECTRUM ANALYTICAL, INC. Contract:

Lab Code: MITKEM Case No.: L2324 Mod. Ref No.: SDG No.: SL2324

Matrix: (SOIL/SED/WATER) WATER Lab Sample ID: L2324-05A

Sample wt/vol: 5.00 (g/mL) ML Lab File ID: V2M4913.D

Level: (TRACE/LOW/MED) LOW Date Received: 10/31/2012

% Moisture: not dec. Date Analyzed: 11/08/2012

GC Column: DB-624 ID: 0.25 (mm) Dilution Factor: 1.0

Soil Extract Volume: (uL) Soil Aliquot Volume: (uL)

Purge Volume: 5.0 (mL)

CAS NO.	COMPOUND	CONCENTRATION UNITS: (ug/L or ug/Kg) UG/L	Q
74-87-3	Chloromethane	5.0	U
75-01-4	Vinyl chloride	1.9	J
74-83-9	Bromomethane	5.0	U
75-00-3	Chloroethane	5.0	U
75-69-4	Trichlorofluoromethane	5.0	U
75-35-4	1,1-Dichloroethene	5.0	U
67-64-1	Acetone	5.0	U
75-15-0	Carbon disulfide	5.0	U
75-09-2	Methylene chloride	5.0	U
156-60-5	trans-1,2-Dichloroethene	5.0	U
1634-04-4	Methyl tert-butyl ether	5.0	U
75-34-3	1,1-Dichloroethane	5.0	U
108-05-4	Vinyl acetate	5.0	U
78-93-3	2-Butanone	1.5	J
156-59-2	cis-1,2-Dichloroethene	5.0	U
67-66-3	Chloroform	5.0	U
71-55-6	1,1,1-Trichloroethane	5.0	U
56-23-5	Carbon tetrachloride	5.0	U
107-06-2	1,2-Dichloroethane	5.0	U
71-43-2	Benzene	1.1	J
79-01-6	Trichloroethene	5.0	U
78-87-5	1,2-Dichloropropane	5.0	U
75-27-4	Bromodichloromethane	5.0	U
10061-01-5	cis-1,3-Dichloropropene	5.0	U
108-10-1	4-Methyl-2-pentanone	5.0	U
108-88-3	Toluene	5.0	U
10061-02-6	trans-1,3-Dichloropropene	5.0	U
79-00-5	1,1,2-Trichloroethane	5.0	U
127-18-4	Tetrachloroethene	5.0	U
591-78-6	2-Hexanone	5.0	U
124-48-1	Dibromochloromethane	5.0	U
108-90-7	Chlorobenzene	5.0	U
100-41-4	Ethylbenzene	5.0	U
179601-23-1	m,p-Xylene	5.0	U
95-47-6	o-Xylene	5.0	U

SW846

som111.10.27 A

EL 12/8/12

1B - FORM I VOA-2

VOLATILE ORGANICS ANALYSIS DATA SHEET

EPA SAMPLE NO.

BW-12

Lab Name: SPECTRUM ANALYTICAL, INC. Contract:

Lab Code: MITKEM Case No.: L2324 Mod. Ref No.: SDG No.: SL2324

Matrix: (SOIL/SED/WATER) WATER Lab Sample ID: L2324-05A

Sample wt/vol: 5.00 (g/mL) ML Lab File ID: V2M4913.D

Level: (TRACE/LOW/MED) LOW Date Received: 10/31/2012

% Moisture: not dec. Date Analyzed: 11/08/2012

GC Column: DB-624 ID: 0.25 (mm) Dilution Factor: 1.0

Soil Extract Volume: (uL) Soil Aliquot Volume: (uL)

Purge Volume: 5.0 (mL)

CAS NO.	COMPOUND	CONCENTRATION UNITS: (ug/L or ug/Kg) UG/L	Q
1330-20-7	Xylene (Total)	5.0	U
100-42-5	Styrene	5.0	U
75-25-2	Bromoform	5.0	U
98-82-8	Isopropylbenzene	5.0	U
79-34-5	1,1,2,2-Tetrachloroethane	5.0	U
103-65-1	n-Propylbenzene	5.0	U
108-67-8	1,3,5-Trimethylbenzene	5.0	U
98-06-6	tert-Butylbenzene	5.0	U
95-63-6	1,2,4-Trimethylbenzene	5.0	U
135-98-8	sec-Butylbenzene	5.0	U
99-87-6	4-Isopropyltoluene	5.0	U
541-73-1	1,3-Dichlorobenzene	5.0	U
106-46-7	1,4-Dichlorobenzene	5.0	U
104-51-8	n-Butylbenzene	5.0	U
95-50-1	1,2-Dichlorobenzene	5.0	U
91-20-3	Naphthalene	5.0	U
110-75-8	2-Chloroethyl vinyl ether	5.0	U

EL 12/8/12

1J - FORM I VOA-TIC

VOLATILE ORGANICS ANALYSIS DATA SHEET

TENTATIVELY IDENTIFIED COMPOUNDS

EPA SAMPLE NO.

BW-12

Lab Name: SPECTRUM ANALYTICAL, INC. Contract:

Lab Code: MITKEM Case No.: L2324 Mod. Ref No.: SDG No.: SL2324

Matrix: (SOIL/SED/WATER) WATER Lab Sample ID: L2324-05A

Sample wt/vol: 5.00 (g/mL) ML Lab File ID: V2M4913.D

Level: (TRACE or LOW/MED) LOW Date Received: 10/31/2012

% Moisture: not dec. Date Analyzed: 11/08/2012

GC Column: DB-624 ID: 0.25 (mm) Dilution Factor: 1.0

Soil Extract Volume: (uL) Soil Aliquot Volume: (uL)

CONCENTRATION UNITS: (ug/L or ug/Kg) UG/L Purge Volume: 5.0 (mL)

CAS NUMBER	COMPOUND NAME	RT	EST. CONC.	Q

[1]EPA-designated Registry Number.

EC 12/8/12

1A - FORM I VOA-1

VOLATILE ORGANICS ANALYSIS DATA SHEET

EPA SAMPLE NO.

BW-04

Lab Name: SPECTRUM ANALYTICAL, INC. Contract:

Lab Code: MITKEM Case No.: L2324 Mod. Ref No.: SDG No.: SL2324

Matrix: (SOIL/SED/WATER) WATER Lab Sample ID: L2324-06A

Sample wt/vol: 5.00 (g/mL) ML Lab File ID: V2M4914.D

Level: (TRACE/LOW/MED) LOW Date Received: 10/31/2012

% Moisture: not dec. Date Analyzed: 11/08/2012

GC Column: DB-624 ID: 0.25 (mm) Dilution Factor: 1.0

Soil Extract Volume: (uL) Soil Aliquot Volume: (uL)

Purge Volume: 5.0 (mL)

CAS NO.	COMPOUND	CONCENTRATION UNITS: (ug/L or ug/Kg) UG/L	Q
74-87-3	Chloromethane	5.0	U
75-01-4	Vinyl chloride	73	
74-83-9	Bromomethane	5.0	U
75-00-3	Chloroethane	5.0	U
75-69-4	Trichlorofluoromethane	5.0	U
75-35-4	1,1-Dichloroethene	2.1	J
67-64-1	Acetone	5.0	U
75-15-0	Carbon disulfide	5.0	U
75-09-2	Methylene chloride	5.0	U
156-60-5	trans-1,2-Dichloroethene	1.7	J
1634-04-4	Methyl tert-butyl ether	5.0	U
75-34-3	1,1-Dichloroethane	5.0	U
108-05-4	Vinyl acetate	5.0	U
78-93-3	2-Butanone	5.0	U
156-59-2	cis-1,2-Dichloroethene	220	E
67-66-3	Chloroform	5.0	U
71-55-6	1,1,1-Trichloroethane	5.0	U
56-23-5	Carbon tetrachloride	5.0	U
107-06-2	1,2-Dichloroethane	5.0	U
71-43-2	Benzene	0.72	J
79-01-6	Trichloroethene	100	
78-87-5	1,2-Dichloropropane	5.0	U
75-27-4	Bromodichloromethane	5.0	U
10061-01-5	cis-1,3-Dichloropropene	5.0	U
108-10-1	4-Methyl-2-pentanone	5.0	U
108-88-3	Toluene	5.0	U
10061-02-6	trans-1,3-Dichloropropene	5.0	U
79-00-5	1,1,2-Trichloroethane	5.0	U
127-18-4	Tetrachloroethene	5.0	U
591-78-6	2-Hexanone	5.0	U
124-48-1	Dibromochloromethane	5.0	U
108-90-7	Chlorobenzene	5.0	U
100-41-4	Ethylbenzene	5.0	U
179601-23-1	m,p-Xylene	5.0	U
95-47-6	o-Xylene	5.0	U

EL 12/6/12

1B - FORM I VOA-2

VOLATILE ORGANICS ANALYSIS DATA SHEET

EPA SAMPLE NO.

BW-04

Lab Name: SPECTRUM ANALYTICAL, INC. Contract:

Lab Code: MITKEM Case No.: L2324 Mod. Ref No.: SDG No.: SL2324

Matrix: (SOIL/SED/WATER) WATER Lab Sample ID: L2324-06A

Sample wt/vol: 5.00 (g/mL) ML Lab File ID: V2M4914.D

Level: (TRACE/LOW/MED) LOW Date Received: 10/31/2012

% Moisture: not dec. Date Analyzed: 11/08/2012

GC Column: DB-624 ID: 0.25 (mm) Dilution Factor: 1.0

Soil Extract Volume: (uL) Soil Aliquot Volume: (uL)

Purge Volume: 5.0 (mL)

CAS NO.	COMPOUND	CONCENTRATION UNITS: (ug/L or ug/Kg) UG/L	Q
1330-20-7	Xylene (Total)	5.0	U
100-42-5	Styrene	5.0	U
75-25-2	Bromoform	5.0	U
98-82-8	Isopropylbenzene	5.0	U
79-34-5	1,1,2,2-Tetrachloroethane	5.0	U
103-65-1	n-Propylbenzene	5.0	U
108-67-8	1,3,5-Trimethylbenzene	5.0	U
98-06-6	tert-Butylbenzene	5.0	U
95-63-6	1,2,4-Trimethylbenzene	5.0	U
135-98-8	sec-Butylbenzene	5.0	U
99-87-6	4-Isopropyltoluene	5.0	U
541-73-1	1,3-Dichlorobenzene	5.0	U
106-46-7	1,4-Dichlorobenzene	5.0	U
104-51-8	n-Butylbenzene	5.0	U
95-50-1	1,2-Dichlorobenzene	5.0	U
91-20-3	Naphthalene	5.0	U
110-75-8	2-Chloroethyl vinyl ether	5.0	U

EL
12/7/12

1J - FORM I VOA-TIC

VOLATILE ORGANICS ANALYSIS DATA SHEET

TENTATIVELY IDENTIFIED COMPOUNDS

EPA SAMPLE NO.

BW-04

Lab Name: SPECTRUM ANALYTICAL, INC. Contract:

Lab Code: MITKEM Case No.: L2324 Mod. Ref No.: SDG No.: SL2324

Matrix: (SOIL/SED/WATER) WATER Lab Sample ID: L2324-06A

Sample wt/vol: 5.00 (g/mL) ML Lab File ID: V2M4914.D

Level: (TRACE or LOW/MED) LOW Date Received: 10/31/2012

% Moisture: not dec. Date Analyzed: 11/08/2012

GC Column: DB-624 ID: 0.25 (mm) Dilution Factor: 1.0

Soil Extract Volume: (uL) Soil Aliquot Volume: (uL)

CONCENTRATION UNITS: (ug/L or ug/Kg) UG/L Purge Volume: 5.0 (mL)

CAS NUMBER	COMPOUND NAME	RT	EST. CONC.	Q

[1]EPA-designated Registry Number.

EL 12/8/12

1A - FORM I VOA-1

VOLATILE ORGANICS ANALYSIS DATA SHEET

EPA SAMPLE NO.

BW-04DL

Lab Name: SPECTRUM ANALYTICAL, INC.

Contract:

Lab Code: MITKEM Case No.: L2324

Mod. Ref No.: SDG No.: SL2324

Matrix: (SOIL/SED/WATER) WATER

Lab Sample ID: L2324-06ADL

Sample wt/vol: 5.00 (g/mL) ML

Lab File ID: V2M4937.D

Level: (TRACE/LOW/MED) LOW

Date Received: 10/31/2012

% Moisture: not dec.

Date Analyzed: 11/09/2012

GC Column: DB-624 ID: 0.25 (mm)

Dilution Factor: 2.0

Soil Extract Volume: (uL)

Soil Aliquot Volume: (uL)

Purge Volume: 5.0 (mL)

CAS NO.	COMPOUND	CONCENTRATION UNITS: (ug/L or ug/Kg) UG/L	Q
74-87-3	Chloromethane	10	U
75-01-4	Vinyl chloride	58	D
74-83-9	Bromomethane	10	U
75-00-3	Chloroethane	10	U
75-69-4	Trichlorofluoromethane	10	U
75-35-4	1,1-Dichloroethene	10	U
67-64-1	Acetone	10	U
75-15-0	Carbon disulfide	10	U
75-09-2	Methylene chloride	10	U
156-60-5	trans-1,2-Dichloroethene	10	U
1634-04-4	Methyl tert-butyl ether	10	U
75-34-3	1,1-Dichloroethane	10	U
108-05-4	Vinyl acetate	10	U
78-93-3	2-Butanone	10	U
156-59-2	cis-1,2-Dichloroethene	190	D
67-66-3	Chloroform	10	U
71-55-6	1,1,1-Trichloroethane	10	U
56-23-5	Carbon tetrachloride	10	U
107-06-2	1,2-Dichloroethane	10	U
71-43-2	Benzene	10	U
79-01-6	Trichloroethene	87	D
78-87-5	1,2-Dichloropropane	10	U
75-27-4	Bromodichloromethane	10	U
10061-01-5	cis-1,3-Dichloropropene	10	U
108-10-1	4-Methyl-2-pentanone	10	U
108-88-3	Toluene	10	U
10061-02-6	trans-1,3-Dichloropropene	10	U
79-00-5	1,1,2-Trichloroethane	10	U
127-18-4	Tetrachloroethene	10	U
591-78-6	2-Hexanone	10	U
124-48-1	Dibromochloromethane	10	U
108-90-7	Chlorobenzene	10	U
100-41-4	Ethylbenzene	10	U
179601-23-1	m,p-Xylene	10	U
95-47-6	o-Xylene	10	U

EL 12/8/12

SW846

1B - FORM I VOA-2

VOLATILE ORGANICS ANALYSIS DATA SHEET

EPA SAMPLE NO.

BW-04DL

Lab Name: SPECTRUM ANALYTICAL, INC. Contract:

Lab Code: MITKEM Case No.: L2324 Mod. Ref No.: SDG No.: SL2324

Matrix: (SOIL/SED/WATER) WATER Lab Sample ID: L2324-06ADL

Sample wt/vol: 5.00 (g/mL) ML Lab File ID: V2M4937.D

Level: (TRACE/LOW/MED) LOW Date Received: 10/31/2012

% Moisture: not dec. Date Analyzed: 11/09/2012

GC Column: DB-624 ID: 0.25 (mm) Dilution Factor: 2.0

Soil Extract Volume: (uL) Soil Aliquot Volume: (uL)

Purge Volume: 5.0 (mL)

CAS NO.	COMPOUND	CONCENTRATION UNITS: (ug/L or ug/Kg) UG/L	Q
1330-20-7	Xylene (Total)	10	U
100-42-5	Styrene	10	U
75-25-2	Bromoform	10	U
98-82-8	Isopropylbenzene	10	U
79-34-5	1,1,2,2-Tetrachloroethane	10	U
103-65-1	n-Propylbenzene	10	U
108-67-8	1,3,5-Trimethylbenzene	10	U
98-06-6	tert-Butylbenzene	10	U
95-63-6	1,2,4-Trimethylbenzene	10	U
135-98-8	sec-Butylbenzene	10	U
99-87-6	4-Isopropyltoluene	10	U
541-73-1	1,3-Dichlorobenzene	10	U
106-46-7	1,4-Dichlorobenzene	10	U
104-51-8	n-Butylbenzene	10	U
95-50-1	1,2-Dichlorobenzene	10	U
91-20-3	Naphthalene	10	U
110-75-8	2-Chloroethyl vinyl ether	10	U

EL 12/4/12

1J - FORM I VOA-TIC

VOLATILE ORGANICS ANALYSIS DATA SHEET

TENTATIVELY IDENTIFIED COMPOUNDS

EPA SAMPLE NO.

BW-04DL

Lab Name: SPECTRUM ANALYTICAL, INC. Contract:

Lab Code: MITKEM Case No.: L2324 Mod. Ref No.: SDG No.: SL2324

Matrix: (SOIL/SED/WATER) WATER Lab Sample ID: L2324-06ADL

Sample wt/vol: 5.00 (g/mL) ML Lab File ID: V2M4937.D

Level: (TRACE or LOW/MED) LOW Date Received: 10/31/2012

% Moisture: not dec. Date Analyzed: 11/09/2012

GC Column: DB-624 ID: 0.25 (mm) Dilution Factor: 2.0

Soil Extract Volume: (uL) Soil Aliquot Volume: (uL)

CONCENTRATION UNITS: (ug/L or ug/Kg) UG/L Purge Volume: 5.0 (mL)

CAS NUMBER	COMPOUND NAME	RT	EST. CONC.	Q

[1]EPA-designated Registry Number.

EL 12/8/12

1A - FORM I VOA-1

VOLATILE ORGANICS ANALYSIS DATA SHEET

EPA SAMPLE NO.

BW-03

Lab Name: SPECTRUM ANALYTICAL, INC. Contract:

Lab Code: MITKEM Case No.: L2324 Mod. Ref No.: SDG No.: SL2324

Matrix: (SOIL/SED/WATER) WATER Lab Sample ID: L2324-07A

Sample wt/vol: 5.00 (g/mL) ML Lab File ID: V2M4936.D

Level: (TRACE/LOW/MED) LOW Date Received: 10/31/2012

% Moisture: not dec. Date Analyzed: 11/09/2012

GC Column: DB-624 ID: 0.25 (mm) Dilution Factor: 1.0

Soil Extract Volume: (uL) Soil Aliquot Volume: (uL)

Purge Volume: 5.0 (mL)

CAS NO.	COMPOUND	CONCENTRATION UNITS: (ug/L or ug/Kg) UG/L	Q
74-87-3	Chloromethane	5.0	U
75-01-4	Vinyl chloride	15	
74-83-9	Bromomethane	5.0	U
75-00-3	Chloroethane	3.2	J
75-69-4	Trichlorofluoromethane	5.0	U
75-35-4	1,1-Dichloroethene	5.0	U
67-64-1	Acetone	5.0	U
75-15-0	Carbon disulfide	5.0	U
75-09-2	Methylene chloride	5.0	U
156-60-5	trans-1,2-Dichloroethene	5.0	U
1634-04-4	Methyl tert-butyl ether	5.0	U
75-34-3	1,1-Dichloroethane	1.9	J
108-05-4	Vinyl acetate	5.0	U
78-93-3	2-Butanone	5.0	U
156-59-2	cis-1,2-Dichloroethene	7.3	
67-66-3	Chloroform	5.0	U
71-55-6	1,1,1-Trichloroethane	5.0	U
56-23-5	Carbon tetrachloride	5.0	U
107-06-2	1,2-Dichloroethane	5.0	U
71-43-2	Benzene	1.9	J
79-01-6	Trichloroethene	3.2	J
78-87-5	1,2-Dichloropropane	5.0	U
75-27-4	Bromodichloromethane	5.0	U
10061-01-5	cis-1,3-Dichloropropene	5.0	U
108-10-1	4-Methyl-2-pentanone	5.0	U
108-88-3	Toluene	5.0	U
10061-02-6	trans-1,3-Dichloropropene	5.0	U
79-00-5	1,1,2-Trichloroethane	5.0	U
127-18-4	Tetrachloroethene	5.0	U
591-78-6	2-Hexanone	5.0	U
124-48-1	Dibromochloromethane	5.0	U
108-90-7	Chlorobenzene	5.0	U
100-41-4	Ethylbenzene	5.0	U
179601-23-1	m,p-Xylene	5.0	U
95-47-6	o-Xylene	5.0	U

EL 12/6/12

1B - FORM I VOA-2

VOLATILE ORGANICS ANALYSIS DATA SHEET

EPA SAMPLE NO.

BW-03

Lab Name: SPECTRUM ANALYTICAL, INC. Contract:

Lab Code: MITKEM Case No.: L2324 Mod. Ref No.: SDG No.: SL2324

Matrix: (SOIL/SED/WATER) WATER Lab Sample ID: L2324-07A

Sample wt/vol: 5.00 (g/mL) ML Lab File ID: V2M4936.D

Level: (TRACE/LOW/MED) LOW Date Received: 10/31/2012

% Moisture: not dec. Date Analyzed: 11/09/2012

GC Column: DB-624 ID: 0.25 (mm) Dilution Factor: 1.0

Soil Extract Volume: (uL) Soil Aliquot Volume: (uL)

Purge Volume: 5.0 (mL)

CAS NO.	COMPOUND	CONCENTRATION UNITS: (ug/L or ug/Kg) UG/L	Q
1330-20-7	Xylene (Total)	5.0	U
100-42-5	Styrene	5.0	U
75-25-2	Bromoform	5.0	U
98-82-8	Isopropylbenzene	5.0	U
79-34-5	1,1,2,2-Tetrachloroethane	5.0	U
103-65-1	n-Propylbenzene	5.0	U
108-67-8	1,3,5-Trimethylbenzene	5.0	U
98-06-6	tert-Butylbenzene	5.0	U
95-63-6	1,2,4-Trimethylbenzene	5.0	U
135-98-8	sec-Butylbenzene	5.0	U
99-87-6	4-Isopropyltoluene	5.0	U
541-73-1	1,3-Dichlorobenzene	5.0	U
106-46-7	1,4-Dichlorobenzene	5.0	U
104-51-8	n-Butylbenzene	5.0	U
95-50-1	1,2-Dichlorobenzene	5.0	U
91-20-3	Naphthalene	5.0	U
110-75-8	2-Chloroethyl vinyl ether	5.0	U

EL 12/8/12

1J - FORM I VOA-TIC

VOLATILE ORGANICS ANALYSIS DATA SHEET

TENTATIVELY IDENTIFIED COMPOUNDS

EPA SAMPLE NO.

BW-03

Lab Name: SPECTRUM ANALYTICAL, INC. Contract:

Lab Code: MITKEM Case No.: L2324 Mod. Ref No.: SDG No.: SL2324

Matrix: (SOIL/SED/WATER) WATER Lab Sample ID: L2324-07A

Sample wt/vol: 5.00 (g/mL) ML Lab File ID: V2M4936.D

Level: (TRACE or LOW/MED) LOW Date Received: 10/31/2012

% Moisture: not dec. Date Analyzed: 11/09/2012

GC Column: DB-624 ID: 0.25 (mm) Dilution Factor: 1.0

Soil Extract Volume: (uL) Soil Aliquot Volume: (uL)

CONCENTRATION UNITS: (ug/L or ug/Kg) UG/L Purge Volume: 5.0 (mL)

CAS NUMBER	COMPOUND NAME	RT	EST. CONC.	Q

[1]EPA-designated Registry Number.

EL
12/8/12

1A - FORM I VOA-1

VOLATILE ORGANICS ANALYSIS DATA SHEET

EPA SAMPLE NO.

FIELD BLANK
10/29/12

Lab Name: SPECTRUM ANALYTICAL, INC. Contract:

Lab Code: MITKEM Case No.: L2324 Mod. Ref No.: SDG No.: SL2324

Matrix: (SOIL/SED/WATER) WATER Lab Sample ID: L2324-09A

Sample wt/vol: 5.00 (g/mL) ML Lab File ID: V2M4908.D

Level: (TRACE/LOW/MED) LOW Date Received: 10/31/2012

% Moisture: not dec. Date Analyzed: 11/08/2012

GC Column: DB-624 ID: 0.25 (mm) Dilution Factor: 1.0

Soil Extract Volume: (uL) Soil Aliquot Volume: (uL)

Purge Volume: 5.0 (mL)

CAS NO.	COMPOUND	CONCENTRATION UNITS: (ug/L or ug/Kg) UG/L	Q
74-87-3	Chloromethane	5.0	U
75-01-4	Vinyl chloride	5.0	U
74-83-9	Bromomethane	5.0	U
75-00-3	Chloroethane	5.0	U
75-69-4	Trichlorofluoromethane	5.0	U
75-35-4	1,1-Dichloroethene	5.0	U
67-64-1	Acetone	5.0	U
75-15-0	Carbon disulfide	5.0	U
75-09-2	Methylene chloride	2.2	J
156-60-5	trans-1,2-Dichloroethene	5.0	U
1634-04-4	Methyl tert-butyl ether	5.0	U
75-34-3	1,1-Dichloroethane	5.0	U
108-05-4	Vinyl acetate	5.0	U
78-93-3	2-Butanone	5.0	U
156-59-2	cis-1,2-Dichloroethene	5.0	U
67-66-3	Chloroform	5.0	U
71-55-6	1,1,1-Trichloroethane	5.0	U
56-23-5	Carbon tetrachloride	5.0	U
107-06-2	1,2-Dichloroethane	5.0	U
71-43-2	Benzene	5.0	U
79-01-6	Trichloroethene	5.0	U
78-87-5	1,2-Dichloropropane	5.0	U
75-27-4	Bromodichloromethane	5.0	U
10061-01-5	cis-1,3-Dichloropropene	5.0	U
108-10-1	4-Methyl-2-pentanone	5.0	U
108-88-3	Toluene	5.0	U
10061-02-6	trans-1,3-Dichloropropene	5.0	U
79-00-5	1,1,2-Trichloroethane	5.0	U
127-18-4	Tetrachloroethene	5.0	U
591-78-6	2-Hexanone	5.0	U
124-48-1	Dibromochloromethane	5.0	U
108-90-7	Chlorobenzene	5.0	U
100-41-4	Ethylbenzene	5.0	U
179601-23-1	m,p-Xylene	5.0	U
95-47-6	o-Xylene	5.0	U

EL
12/4/12

1B - FORM I VOA-2

VOLATILE ORGANICS ANALYSIS DATA SHEET

EPA SAMPLE NO.

FIELD BLANK 10/29/12

Lab Name: SPECTRUM ANALYTICAL, INC. Contract:

Lab Code: MITKEM Case No.: L2324 Mod. Ref No.: SDG No.: SL2324

Matrix: (SOIL/SED/WATER) WATER Lab Sample ID: L2324-09A

Sample wt/vol: 5.00 (g/mL) ML Lab File ID: V2M4908.D

Level: (TRACE/LOW/MED) LOW Date Received: 10/31/2012

% Moisture: not dec. Date Analyzed: 11/08/2012

GC Column: DB-624 ID: 0.25 (mm) Dilution Factor: 1.0

Soil Extract Volume: (uL) Soil Aliquot Volume: (uL)

Purge Volume: 5.0 (mL)

CAS NO.	COMPOUND	CONCENTRATION UNITS: (ug/L or ug/Kg) UG/L	Q
1330-20-7	Xylene (Total)	5.0	U
100-42-5	Styrene	5.0	U
75-25-2	Bromoform	5.0	U
98-82-8	Isopropylbenzene	5.0	U
79-34-5	1,1,2,2-Tetrachloroethane	5.0	U
103-65-1	n-Propylbenzene	5.0	U
108-67-8	1,3,5-Trimethylbenzene	5.0	U
98-06-6	tert-Butylbenzene	5.0	U
95-63-6	1,2,4-Trimethylbenzene	5.0	U
135-98-8	sec-Butylbenzene	5.0	U
99-87-6	4-Isopropyltoluene	5.0	U
541-73-1	1,3-Dichlorobenzene	5.0	U
106-46-7	1,4-Dichlorobenzene	5.0	U
104-51-8	n-Butylbenzene	5.0	U
95-50-1	1,2-Dichlorobenzene	5.0	U
91-20-3	Naphthalene	5.0	U
110-75-8	2-Chloroethyl vinyl ether	5.0	U

EL 12/6/12

1J - FORM I VOA-TIC

VOLATILE ORGANICS ANALYSIS DATA SHEET

TENTATIVELY IDENTIFIED COMPOUNDS

EPA SAMPLE NO.

FIELD BLANK
10/29/12

Lab Name: SPECTRUM ANALYTICAL, INC. Contract:

Lab Code: MITKEM Case No.: L2324 Mod. Ref No.: SDG No.: SL2324

Matrix: (SOIL/SED/WATER) WATER Lab Sample ID: L2324-09A

Sample wt/vol: 5.00 (g/mL) ML Lab File ID: V2M4908.D

Level: (TRACE or LOW/MED) LOW Date Received: 10/31/2012

% Moisture: not dec. Date Analyzed: 11/08/2012

GC Column: DB-624 ID: 0.25 (mm) Dilution Factor: 1.0

Soil Extract Volume: (uL) Soil Aliquot Volume: (uL)

CONCENTRATION UNITS: (ug/L or ug/Kg) UG/L Purge Volume: 5.0 (mL)

CAS NUMBER	COMPOUND NAME	RT	EST. CONC.	Q

[1]EPA-designated Registry Number.

EL
12/4/12

1A - FORM I VOA-1

VOLATILE ORGANICS ANALYSIS DATA SHEET

EPA SAMPLE NO.

DUP

Lab Name: SPECTRUM ANALYTICAL, INC. Contract:

Lab Code: MITKEM Case No.: L2324 Mod. Ref No.: SDG No.: SL2324

Matrix: (SOIL/SED/WATER) WATER Lab Sample ID: L2324-10A

Sample wt/vol: 5.00 (g/mL) ML Lab File ID: V2M4916.D

Level: (TRACE/LOW/MED) LOW Date Received: 10/31/2012

% Moisture: not dec. Date Analyzed: 11/08/2012

GC Column: DB-624 ID: 0.25 (mm) Dilution Factor: 1.0

Soil Extract Volume: (uL) Soil Aliquot Volume: (uL)

Purge Volume: 5.0 (mL)

CAS NO.	COMPOUND	CONCENTRATION UNITS: (ug/L or ug/Kg) UG/L	Q
74-87-3	Chloromethane	5.0	U
75-01-4	Vinyl chloride	10	
74-83-9	Bromomethane	5.0	U
75-00-3	Chloroethane	5.0	U
75-69-4	Trichlorofluoromethane	5.0	U
75-35-4	1,1-Dichloroethene	5.0	U
67-64-1	Acetone	5.0	U
75-15-0	Carbon disulfide	5.0	U
75-09-2	Methylene chloride	5.0	U
156-60-5	trans-1,2-Dichloroethene	5.0	U
1634-04-4	Methyl tert-butyl ether	5.0	U
75-34-3	1,1-Dichloroethane	1.6	J
108-05-4	Vinyl acetate	5.0	U
78-93-3	2-Butanone	5.0	U
156-59-2	cis-1,2-Dichloroethene	6.0	
67-66-3	Chloroform	5.0	U
71-55-6	1,1,1-Trichloroethane	5.0	U
56-23-5	Carbon tetrachloride	5.0	U
107-06-2	1,2-Dichloroethane	5.0	U
71-43-2	Benzene	1.6	J
79-01-6	Trichloroethene	2.5	J
78-87-5	1,2-Dichloropropane	5.0	U
75-27-4	Bromodichloromethane	5.0	U
10061-01-5	cis-1,3-Dichloropropene	5.0	U
108-10-1	4-Methyl-2-pentanone	5.0	U
108-88-3	Toluene	5.0	U
10061-02-6	trans-1,3-Dichloropropene	5.0	U
79-00-5	1,1,2-Trichloroethane	5.0	U
127-18-4	Tetrachloroethene	5.0	U
591-78-6	2-Hexanone	5.0	U
124-48-1	Dibromochloromethane	5.0	U
108-90-7	Chlorobenzene	5.0	U
100-41-4	Ethylbenzene	5.0	U
179601-23-1	m,p-Xylene	5.0	U
95-47-6	o-Xylene	5.0	U

EL 12/8/12

1B - FORM I VOA-2

VOLATILE ORGANICS ANALYSIS DATA SHEET

EPA SAMPLE NO.

DUP

Lab Name: SPECTRUM ANALYTICAL, INC. Contract:

Lab Code: MITKEM Case No.: L2324 Mod. Ref No.: SDG No.: SL2324

Matrix: (SOIL/SED/WATER) WATER Lab Sample ID: L2324-10A

Sample wt/vol: 5.00 (g/mL) ML Lab File ID: V2M4916.D

Level: (TRACE/LOW/MED) LOW Date Received: 10/31/2012

% Moisture: not dec. Date Analyzed: 11/08/2012

GC Column: DB-624 ID: 0.25 (mm) Dilution Factor: 1.0

Soil Extract Volume: (uL) Soil Aliquot Volume: (uL)

Purge Volume: 5.0 (mL)

CAS NO.	COMPOUND	CONCENTRATION UNITS: (ug/L or ug/Kg) UG/L	Q
1330-20-7	Xylene (Total)	5.0	U
100-42-5	Styrene	5.0	U
75-25-2	Bromoform	5.0	U
98-82-8	Isopropylbenzene	5.0	U
79-34-5	1,1,2,2-Tetrachloroethane	5.0	U
103-65-1	n-Propylbenzene	5.0	U
108-67-8	1,3,5-Trimethylbenzene	5.0	U
98-06-6	tert-Butylbenzene	5.0	U
95-63-6	1,2,4-Trimethylbenzene	5.0	U
135-98-8	sec-Butylbenzene	5.0	U
99-87-6	4-Isopropyltoluene	5.0	U
541-73-1	1,3-Dichlorobenzene	5.0	U
106-46-7	1,4-Dichlorobenzene	5.0	U
104-51-8	n-Butylbenzene	5.0	U
95-50-1	1,2-Dichlorobenzene	5.0	U
91-20-3	Naphthalene	5.0	U
110-75-8	2-Chloroethyl vinyl ether	5.0	U

EL 12/6/12

1J - FORM I VOA-TIC

VOLATILE ORGANICS ANALYSIS DATA SHEET

TENTATIVELY IDENTIFIED COMPOUNDS

EPA SAMPLE NO.

DUP

Lab Name: SPECTRUM ANALYTICAL, INC. Contract:

Lab Code: MITKEM Case No.: L2324 Mod. Ref No.: SDG No.: SL2324

Matrix: (SOIL/SED/WATER) WATER Lab Sample ID: L2324-10A

Sample wt/vol: 5.00 (g/mL) ML Lab File ID: V2M4916.D

Level: (TRACE or LOW/MED) LOW Date Received: 10/31/2012

% Moisture: not dec. Date Analyzed: 11/08/2012

GC Column: DB-624 ID: 0.25 (mm) Dilution Factor: 1.0

Soil Extract Volume: (uL) Soil Aliquot Volume: (uL)

CONCENTRATION UNITS: (ug/L or ug/Kg) UG/L Purge Volume: 5.0 (mL)

CAS NUMBER	COMPOUND NAME	RT	EST. CONC.	Q

[1]EPA-designated Registry Number.

EL 12/6/12

1D - FORM I SV-1

SEMIVOLATILE ORGANICS ANALYSIS DATA SHEET

EPA SAMPLE NO.

REC-B-EAST

Lab Name: SPECTRUM ANALYTICAL, INC. Contract:

Lab Code: MITKEM Case No.: L2324 Mod. Ref No.: SDG No.: SL2324

Matrix: (SOIL/SED/WATER) WATER Lab Sample ID: L2324-01B

Sample wt/vol: 1000 (g/mL) ML Lab File ID: S3I2567.D

Level: (LOW/MED) LOW Extraction: (Type) SEPF

% Moisture: Decanted: (Y/N) Date Received: 10/31/2012

Concentrated Extract Volume: 1000 (uL) Date Extracted: 11/01/2012

Injection Volume: 1.0 (uL) GPC Factor: 1.00 Date Analyzed: 11/07/2012

GPC Cleanup: (Y/N) N pH: Dilution Factor: 1.0

CAS NO.	COMPOUND	CONCENTRATION UNITS: (ug/L or ug/Kg) UG/L	Q
108-95-2	Phenol	10	U
111-44-4	Bis(2-chloroethyl)ether	10	U
95-57-8	2-Chlorophenol	10	U
541-73-1	1,3-Dichlorobenzene	10	U
106-46-7	1,4-Dichlorobenzene	10	U
95-50-1	1,2-Dichlorobenzene	10	U
95-48-7	2-Methylphenol	10	U
108-60-1	2,2'-oxybis(1-Chloropropane)	10	U
106-44-5	4-Methylphenol	10	U
621-64-7	N-Nitroso-di-n-propylamine	10	U
67-72-1	Hexachloroethane	10	U
98-95-3	Nitrobenzene	10	U
78-59-1	Isophorone	10	U
88-75-5	2-Nitrophenol	10	U
105-67-9	2,4-Dimethylphenol	10	UJ
120-83-2	2,4-Dichlorophenol	10	U
120-82-1	1,2,4-Trichlorobenzene	10	U
91-20-3	Naphthalene	10	U
106-47-8	4-Chloroaniline	10	U
111-91-1	Bis(2-chloroethoxy)methane	10	U
87-68-3	Hexachlorobutadiene	10	U
59-50-7	4-Chloro-3-methylphenol	10	U
91-57-6	2-Methylnaphthalene	10	U
77-47-4	Hexachlorocyclopentadiene	10	U
88-06-2	2,4,6-Trichlorophenol	10	U
95-95-4	2,4,5-Trichlorophenol	20	U
91-58-7	2-Chloronaphthalene	10	U
88-74-4	2-Nitroaniline	20	U
131-11-3	Dimethylphthalate	10	U
208-96-8	Acenaphthylene	10	U
606-20-2	2,6-Dinitrotoluene	10	U
99-09-2	3-Nitroaniline	20	U
83-32-9	Acenaphthene	10	U
51-28-5	2,4-Dinitrophenol	20	U
100-02-7	4-Nitrophenol	20	U
132-64-9	Dibenzofuran	10	U

EL 12/8/12

SW846

1E - FORM I SV-2

SEMIVOLATILE ORGANICS ANALYSIS DATA SHEET

EPA SAMPLE NO.

REC-B-EAST

Lab Name: SPECTRUM ANALYTICAL, INC. Contract:

Lab Code: MITKEM Case No.: L2324 Mod. Ref No.: SDG No.: SL2324

Matrix: (SOIL/SED/WATER) WATER Lab Sample ID: L2324-01B

Sample wt/vol: 1000 (g/mL) ML Lab File ID: S3I2567.D

Level: (LOW/MED) LOW Extraction: (Type) SEPF

% Moisture: Decanted: (Y/N) Date Received: 10/31/2012

Concentrated Extract Volume: 1000 (uL) Date Extracted: 11/01/2012

Injection Volume: 1.0 (uL) GPC Factor: 1.00 Date Analyzed: 11/07/2012

GPC Cleanup: (Y/N) N pH: Dilution Factor: 1.0

CAS NO.	COMPOUND	CONCENTRATION UNITS: (ug/L or ug/Kg) UG/L	Q
121-14-2	2,4-Dinitrotoluene	10	U
84-66-2	Diethylphthalate	10	U
7005-72-3	4-Chlorophenyl-phenylether	10	UJ
86-73-7	Fluorene	10	UJ
100-01-6	4-Nitroaniline	20	U
534-52-1	4,6-Dinitro-2-methylphenol	20	U
86-30-6	N-Nitrosodiphenylamine	10	U
101-55-3	4-Bromophenyl-phenylether	10	U
118-74-1	Hexachlorobenzene	10	U
87-86-5	Pentachlorophenol	20	U
85-01-8	Phenanthrene	10	U
120-12-7	Anthracene	10	U
86-74-8	Carbazole	10	U
84-74-2	Di-n-butylphthalate	12	U
206-44-0	Fluoranthene	10	U
129-00-0	Pyrene	10	U
85-68-7	Butylbenzylphthalate	10	U
91-94-1	3,3'-Dichlorobenzidine	10	U
56-55-3	Benzo(a)anthracene	10	U
218-01-9	Chrysene	10	U
117-81-7	Bis(2-ethylhexyl)phthalate	2.0	~~BDJ~~ U
117-84-0	Di-n-octylphthalate	10	U
205-99-2	Benzo(b)fluoranthene	10	U
207-08-9	Benzo(k)fluoranthene	10	U
50-32-8	Benzo(a)pyrene	10	U
193-39-5	Indeno(1,2,3-cd)pyrene	10	U
53-70-3	Dibenzo(a,h)anthracene	10	U
191-24-2	Benzo(g,h,i)perylene	10	U

EL
12/8/12

1K - FORM I SV-TIC

SEMIVOLATILE ORGANICS ANALYSIS DATA SHEET

TENTATIVELY IDENTIFIED COMPOUNDS

EPA SAMPLE NO.

REC-B-EAST

Lab Name: SPECTRUM ANALYTICAL, INC. Contract:

Lab Code: MITKEM Case No.: L2324 Mod. Ref No.: SDG No.: SL2324

Matrix: (SOIL/SED/WATER) WATER Lab Sample ID: L2324-01B

Sample wt/vol: 1000 (g/mL) ML Lab File ID: S3I2567.D

Level: (TRACE or LOW/MED) LOW Extraction: (Type) SEPF

% Moisture: Decanted: (Y/N) Date Received: 10/31/2012

Concentrated Extract Volume: 1000 (uL) Date Extracted: 11/01/2012

Injection Volume: 1.0 (uL) GPC Factor: 1.00 Date Analyzed: 11/07/2012

GPC Cleanup: (Y/N) N pH: Dilution Factor: 1.0

CONCENTRATION UNITS: (ug/L or ug/Kg) UG/L

	CAS NUMBER	COMPOUND NAME	RT	EST. CONC.	Q
01	301-02-0	9-Octadecenamide, (Z)-	12.463	4.9	NJ

[2]EPA-designated Registry Number.

EL 12/8/12

1D - FORM I SV-1

SEMIVOLATILE ORGANICS ANALYSIS DATA SHEET

EPA SAMPLE NO.

BW-10

Lab Name: SPECTRUM ANALYTICAL, INC. Contract:

Lab Code: MITKEM Case No.: L2324 Mod. Ref No.: SDG No.: SL2324

Matrix: (SOIL/SED/WATER) WATER Lab Sample ID: L2324-02B

Sample wt/vol: 1000 (g/mL) ML Lab File ID: S3I2584.D

Level: (LOW/MED) LOW Extraction: (Type) SEPF

% Moisture: Decanted: (Y/N) Date Received: 10/31/2012

Concentrated Extract Volume: 1000 (uL) Date Extracted: 11/01/2012

Injection Volume: 1.0 (uL) GPC Factor: 1.00 Date Analyzed: 11/08/2012

GPC Cleanup: (Y/N) N pH: Dilution Factor: 1.0

CAS NO.	COMPOUND	CONCENTRATION UNITS: (ug/L or ug/Kg) UG/L	Q
108-95-2	Phenol	10	UJ
111-44-4	Bis(2-chloroethyl)ether	10	U
95-57-8	2-Chlorophenol	10	U
541-73-1	1,3-Dichlorobenzene	10	U
106-46-7	1,4-Dichlorobenzene	10	U
95-50-1	1,2-Dichlorobenzene	10	U
95-48-7	2-Methylphenol	10	U
108-60-1	2,2'-oxybis(1-Chloropropane)	10	U
106-44-5	4-Methylphenol	10	U
621-64-7	N-Nitroso-di-n-propylamine	10	U
67-72-1	Hexachloroethane	10	U
98-95-3	Nitrobenzene	10	U
78-59-1	Isophorone	10	U
88-75-5	2-Nitrophenol	10	U
105-67-9	2,4-Dimethylphenol	10	UJ
120-83-2	2,4-Dichlorophenol	10	U
120-82-1	1,2,4-Trichlorobenzene	10	U
91-20-3	Naphthalene	10	U
106-47-8	4-Chloroaniline	10	U
111-91-1	Bis(2-chloroethoxy)methane	10	U
87-68-3	Hexachlorobutadiene	10	U
59-50-7	4-Chloro-3-methylphenol	10	U
91-57-6	2-Methylnaphthalene	10	U
77-47-4	Hexachlorocyclopentadiene	10	U
88-06-2	2,4,6-Trichlorophenol	10	U
95-95-4	2,4,5-Trichlorophenol	20	U
91-58-7	2-Chloronaphthalene	10	U
88-74-4	2-Nitroaniline	20	U
131-11-3	Dimethylphthalate	10	U
208-96-8	Acenaphthylene	10	U
606-20-2	2,6-Dinitrotoluene	10	U
99-09-2	3-Nitroaniline	20	U
83-32-9	Acenaphthene	10	U
51-28-5	2,4-Dinitrophenol	20	U
100-02-7	4-Nitrophenol	20	U
132-64-9	Dibenzofuran	10	U

EL 12/8/12

1E - FORM I SV-2

SEMIVOLATILE ORGANICS ANALYSIS DATA SHEET

EPA SAMPLE NO.

BW-10

Lab Name: SPECTRUM ANALYTICAL, INC. Contract:

Lab Code: MITKEM Case No.: L2324 Mod. Ref No.: SDG No.: SL2324

Matrix: (SOIL/SED/WATER) WATER Lab Sample ID: L2324-02B

Sample wt/vol: 1000 (g/mL) ML Lab File ID: S3I2584.D

Level: (LOW/MED) LOW Extraction: (Type) SEPF

% Moisture: Decanted: (Y/N) Date Received: 10/31/2012

Concentrated Extract Volume: 1000 (uL) Date Extracted: 11/01/2012

Injection Volume: 1.0 (uL) GPC Factor: 1.00 Date Analyzed: 11/08/2012

GPC Cleanup: (Y/N) N pH: Dilution Factor: 1.0

CAS NO.	COMPOUND	CONCENTRATION UNITS: (ug/L or ug/Kg) UG/L	Q
121-14-2	2,4-Dinitrotoluene	10	U J
84-66-2	Diethylphthalate	10	U J
7005-72-3	4-Chlorophenyl-phenylether	10	U J
86-73-7	Fluorene	10	U J
100-01-6	4-Nitroaniline	20	U
534-52-1	4,6-Dinitro-2-methylphenol	20	U
86-30-6	N-Nitrosodiphenylamine	10	U
101-55-3	4-Bromophenyl-phenylether	10	U
118-74-1	Hexachlorobenzene	10	U
87-86-5	Pentachlorophenol	20	U
85-01-8	Phenanthrene	10	U
120-12-7	Anthracene	10	U
86-74-8	Carbazole	10	U J
84-74-2	Di-n-butylphthalate	11	U
206-44-0	Fluoranthene	10	U J
129-00-0	Pyrene	10	U
85-68-7	Butylbenzylphthalate	10	U
91-94-1	3,3'-Dichlorobenzidine	10	U
56-55-3	Benzo(a)anthracene	10	U
218-01-9	Chrysene	10	U J
117-81-7	Bis(2-ethylhexyl)phthalate	2.1	~~BBJ~~ U
117-84-0	Di-n-octylphthalate	10	U J
205-99-2	Benzo(b)fluoranthene	10	U
207-08-9	Benzo(k)fluoranthene	10	U
50-32-8	Benzo(a)pyrene	10	U
193-39-5	Indeno(1,2,3-cd)pyrene	10	U
53-70-3	Dibenzo(a,h)anthracene	10	U
191-24-2	Benzo(g,h,i)perylene	10	U J

EL 12/8/12

1K - FORM I SV-TIC

SEMIVOLATILE ORGANICS ANALYSIS DATA SHEET

TENTATIVELY IDENTIFIED COMPOUNDS

EPA SAMPLE NO.

BW-10

Lab Name: SPECTRUM ANALYTICAL, INC. Contract:

Lab Code: MITKEM Case No.: L2324 Mod. Ref No.: SDG No.: SL2324

Matrix: (SOIL/SED/WATER) WATER Lab Sample ID: L2324-02B

Sample wt/vol: 1000 (g/mL) ML Lab File ID: S3I2584.D

Level: (TRACE or LOW/MED) LOW Extraction: (Type) SEPF

% Moisture: Decanted: (Y/N) Date Received: 10/31/2012

Concentrated Extract Volume: 1000 (uL) Date Extracted: 11/01/2012

Injection Volume: 1.0 (uL) GPC Factor: 1.00 Date Analyzed: 11/08/2012

GPC Cleanup: (Y/N) N pH: Dilution Factor: 1.0

CONCENTRATION UNITS: (ug/L or ug/Kg) UG/L

	CAS NUMBER	COMPOUND NAME	RT	EST. CONC.	Q
01	526-73-8	Benzene, 1,2,3-trimethyl-	4.719	36	NJ
02	1074-55-1	Benzene, 1-methyl-4-propyl-	5.163	17	NJ
03	874-41-9	Benzene, 1-ethyl-2,4-dimethy	5.392	13	NJ
04	2870-04-4	Benzene, 2-ethyl-1,3-dimethy	5.521	14	NJ
05	488-23-3	Benzene, 1,2,3,4-tetramethyl	5.627	11	NJ
06	874-41-9	Benzene, 1-ethyl-2,4-dimethy	5.660	22	NJ
07		Unknown (5.83048)	5.830	7.2	J
08	874-41-9	Benzene, 1-ethyl-2,4-dimethy	5.921	34	NJ
09	56253-64-6	Benzene, (2-methyl-1-butenyl	6.263	6.3	NJ
10		Unknown (6.89890)	6.899	9.2	J
11		Unknown (7.02177)	7.022	14	J
12		Unknown (7.13395)	7.134	7.1	J
13		Unknown (7.41708)	7.417	5.6	J
14	581-42-0	Naphthalene, 2,6-dimethyl-	7.609	11	NJ
15		Unknown (7.71090)	7.711	5.1	J
16		Unknown (7.80172)	7.802	8.8	J
17		Unknown (7.95130)	7.951	7.2	J
18		Unknown (8.01542)	8.015	4.4	J
19		Unknown (8.21842)	8.218	4.1	J
20		Unknown (8.35195)	8.352	4.0	J
21	4242-18-6	1-Naphthalenecarboxylic acid	8.576	10	NJ
22		Unknown (8.98233)	8.982	4.3	J
23	57-10-3	n-Hexadecanoic acid	9.666	9.9	NJ
24	112-84-5	13-Docosenamide, (Z)-	12.551	5.5	NJ

[2]EPA-designated Registry Number.

EL 12/8/12

1D - FORM I SV-1

SEMIVOLATILE ORGANICS ANALYSIS DATA SHEET

EPA SAMPLE NO.

FIELD BLANK
10/30/12

Lab Name: SPECTRUM ANALYTICAL, INC. Contract:

Lab Code: MITKEM Case No.: L2324 Mod. Ref No.: SDG No.: SL2324

Matrix: (SOIL/SED/WATER) WATER Lab Sample ID: L2324-08A

Sample wt/vol: 1000 (g/mL) ML Lab File ID: S3I2585.D

Level: (LOW/MED) LOW Extraction: (Type) SEPF

% Moisture: Decanted: (Y/N) Date Received: 10/31/2012

Concentrated Extract Volume: 1000 (uL) Date Extracted: 11/01/2012

Injection Volume: 1.0 (uL) GPC Factor: 1.00 Date Analyzed: 11/08/2012

GPC Cleanup: (Y/N) N pH: Dilution Factor: 1.0

CAS NO.	COMPOUND	CONCENTRATION UNITS: (ug/L or ug/Kg) UG/L	Q
108-95-2	Phenol	10	U
111-44-4	Bis(2-chloroethyl)ether	10	U
95-57-8	2-Chlorophenol	10	U
541-73-1	1,3-Dichlorobenzene	10	U
106-46-7	1,4-Dichlorobenzene	10	U
95-50-1	1,2-Dichlorobenzene	10	U
95-48-7	2-Methylphenol	10	U
108-60-1	2,2'-oxybis(1-Chloropropane)	10	U
106-44-5	4-Methylphenol	10	U
621-64-7	N-Nitroso-di-n-propylamine	10	U
67-72-1	Hexachloroethane	10	U
98-95-3	Nitrobenzene	10	U
78-59-1	Isophorone	10	U
88-75-5	2-Nitrophenol	10	U
105-67-9	2,4-Dimethylphenol	10	U
120-83-2	2,4-Dichlorophenol	10	U
120-82-1	1,2,4-Trichlorobenzene	10	U
91-20-3	Naphthalene	10	U
106-47-8	4-Chloroaniline	10	U
111-91-1	Bis(2-chloroethoxy)methane	10	U
87-68-3	Hexachlorobutadiene	10	U
59-50-7	4-Chloro-3-methylphenol	10	U
91-57-6	2-Methylnaphthalene	10	U
77-47-4	Hexachlorocyclopentadiene	10	U
88-06-2	2,4,6-Trichlorophenol	10	U
95-95-4	2,4,5-Trichlorophenol	20	U
91-58-7	2-Chloronaphthalene	10	U
88-74-4	2-Nitroaniline	20	U
131-11-3	Dimethylphthalate	10	U
208-96-8	Acenaphthylene	10	U
606-20-2	2,6-Dinitrotoluene	10	U
99-09-2	3-Nitroaniline	20	U
83-32-9	Acenaphthene	10	U
51-28-5	2,4-Dinitrophenol	20	U
100-02-7	4-Nitrophenol	20	U
132-64-9	Dibenzofuran	10	U

EL
12/8/12

SW846

1E - FORM I SV-2

SEMIVOLATILE ORGANICS ANALYSIS DATA SHEET

EPA SAMPLE NO.

FIELD BLANK
10/30/12

Lab Name: SPECTRUM ANALYTICAL, INC. Contract:

Lab Code: MITKEM Case No.: L2324 Mod. Ref No.: SDG No.: SL2324

Matrix: (SOIL/SED/WATER) WATER Lab Sample ID: L2324-08A

Sample wt/vol: 1000 (g/mL) ML Lab File ID: S3I2585.D

Level: (LOW/MED) LOW Extraction: (Type) SEPF

% Moisture: Decanted: (Y/N) Date Received: 10/31/2012

Concentrated Extract Volume: 1000 (uL) Date Extracted: 11/01/2012

Injection Volume: 1.0 (uL) GPC Factor: 1.00 Date Analyzed: 11/08/2012

GPC Cleanup: (Y/N) N pH: Dilution Factor: 1.0

CAS NO.	COMPOUND	CONCENTRATION UNITS: (ug/L or ug/Kg) UG/L	Q
121-14-2	2,4-Dinitrotoluene	10	U
84-66-2	Diethylphthalate	10	U
7005-72-3	4-Chlorophenyl-phenylether	10	U
86-73-7	Fluorene	10	U
100-01-6	4-Nitroaniline	20	U
534-52-1	4,6-Dinitro-2-methylphenol	20	U
86-30-6	N-Nitrosodiphenylamine	10	U
101-55-3	4-Bromophenyl-phenylether	10	U
118-74-1	Hexachlorobenzene	10	U
87-86-5	Pentachlorophenol	20	U
85-01-8	Phenanthrene	10	U
120-12-7	Anthracene	10	U
86-74-8	Carbazole	10	U
84-74-2	Di-n-butylphthalate	11	
206-44-0	Fluoranthene	10	U
129-00-0	Pyrene	10	U
85-68-7	Butylbenzylphthalate	10	U
91-94-1	3,3'-Dichlorobenzidine	10	U
56-55-3	Benzo(a)anthracene	10	U
218-01-9	Chrysene	10	U
117-81-7	Bis(2-ethylhexyl)phthalate	10	U
117-84-0	Di-n-octylphthalate	10	U
205-99-2	Benzo(b)fluoranthene	10	U
207-08-9	Benzo(k)fluoranthene	10	U
50-32-8	Benzo(a)pyrene	10	U
193-39-5	Indeno(1,2,3-cd)pyrene	10	U
53-70-3	Dibenzo(a,h)anthracene	10	U
191-24-2	Benzo(g,h,i)perylene	10	U

EL
12/2/12

1K - FORM I SV-TIC

SEMIVOLATILE ORGANICS ANALYSIS DATA SHEET

TENTATIVELY IDENTIFIED COMPOUNDS

EPA SAMPLE NO.

FIELD BLANK
10/30/12

Lab Name: SPECTRUM ANALYTICAL, INC. Contract:

Lab Code: MITKEM Case No.: L2324 Mod. Ref No.: SDG No.: SL2324

Matrix: (SOIL/SED/WATER) WATER Lab Sample ID: L2324-08A

Sample wt/vol: 1000 (g/mL) ML Lab File ID: S3I2585.D

Level: (TRACE or LOW/MED) LOW Extraction: (Type) SEPF

% Moisture: Decanted: (Y/N) Date Received: 10/31/2012

Concentrated Extract Volume: 1000 (uL) Date Extracted: 11/01/2012

Injection Volume: 1.0 (uL) GPC Factor: 1.00 Date Analyzed: 11/08/2012

GPC Cleanup: (Y/N) N pH: Dilution Factor: 1.0

CONCENTRATION UNITS: (ug/L or ug/Kg) UG/L

	CAS NUMBER	COMPOUND NAME	RT	EST. CONC.	Q
01		Unknown (10.42133)	10.421	0.28	J
02		Unknown (10.75255)	10.753	0.28	J
03		Unknown (10.90748)	10.907	0.29	J
04		Unknown (10.94487)	10.945	0.48	J
05		Unknown (10.97158)	10.972	0.50	J
06		Unknown (11.00363)	11.004	0.83	J
07		Unknown (11.02500)	11.025	0.77	J
08	295-65-8	Cyclohexadecane	11.394	3.1	NJ
09		Unknown (12.10945)	12.109	0.60	J
10		Unknown (12.31780)	12.318	0.68	J
11	112-84-5	13-Docosenamide, (Z)-	12.483	4.2	NJ

[2]EPA-designated Registry Number.

EL
12/6/12

U.S. EPA - CLP

1

EPA SAMPLE NO.

INORGANIC ANALYSIS DATA SHEET

BW-03

Lab Name: Spectrum Analytical, Inc. Contract: 209280

Lab Code: MITKEM Case No.: SAS No.: SDG No.: SL2324

Matrix (soil/water): WATER Lab Sample ID: L2324-07

Level (low/med): MED Date Received: 10/31/2012

% Solids: 0.0

Concentration Units (ug/L or mg/kg dry weight): ug/L

CAS No.	Analyte	Concentration	C	Q	M
7429-90-5	Aluminum	66.0	U		P
7440-36-0	Antimony	13.5	~~B~~	J	P
7440-38-2	Arsenic	5.3	~~B~~	J	P
7440-39-3	Barium	84.5	~~B~~	J	P
7440-41-7	Beryllium	0.26	U		P
7440-43-9	Cadmium	0.89	U		P
7440-70-2	Calcium	54600			P
7440-47-3	Chromium	0.64	U		P
7440-48-4	Cobalt	0.67	U		P
7440-50-8	Copper	3.6	U		P
7439-89-6	Iron	624			P
7439-92-1	Lead	4.2	U		P
7439-95-4	Magnesium	10500			P
7439-96-5	Manganese	88.5			P
7439-97-6	Mercury	0.035	~~B~~	U	CV
7440-02-0	Nickel	1.3	~~B~~	J	P
7440-09-7	Potassium	14200			P
7782-49-2	Selenium	12.0	U		P
7440-22-4	Silver	6.9	U		P
7440-23-5	Sodium	202000			P
7440-28-0	Thallium	6.2	U		P
7440-62-2	Vanadium	1.1	U		P
7440-66-6	Zinc	4.9	U		P

EL
12/8/12

Comments:

U.S. EPA - CLP

1

INORGANIC ANALYSIS DATA SHEET

EPA SAMPLE NO.

BW-04

Lab Name: Spectrum Analytical, Inc. Contract: 209280

Lab Code: MITKEM Case No.: SAS No.: SDG No.: SL2324

Matrix (soil/water): WATER Lab Sample ID: L2324-06

Level (low/med): MED Date Received: 10/31/2012

% Solids: 0.0

Concentration Units (ug/L or mg/kg dry weight): ug/L

CAS No.	Analyte	Concentration	C	Q	M
7429-90-5	Aluminum	269			P
7440-36-0	Antimony	9.3	U		P
7440-38-2	Arsenic	4.3	U		P
7440-39-3	Barium	145	~~B~~	J	P
7440-41-7	Beryllium	0.26	U		P
7440-43-9	Cadmium	0.89	U		P
7440-70-2	Calcium	82900			P
7440-47-3	Chromium	0.73	~~B~~	J	P
7440-48-4	Cobalt	0.67	U		P
7440-50-8	Copper	3.6	U		P
7439-89-6	Iron	944			P
7439-92-1	Lead	4.2	U		P
7439-95-4	Magnesium	17500			P
7439-96-5	Manganese	210			P
7439-97-6	Mercury	0.028	U		CV
7440-02-0	Nickel	3.0	~~B~~	J	P
7440-09-7	Potassium	8910			P
7782-49-2	Selenium	12.0	U		P
7440-22-4	Silver	6.9	U		P
7440-23-5	Sodium	112000			P
7440-28-0	Thallium	6.2	U		P
7440-62-2	Vanadium	1.6	~~B~~	J	P
7440-66-6	Zinc	41.6	~~B~~	J	P

EL
12/8/12

Comments:

U.S. EPA - CLP

1

INORGANIC ANALYSIS DATA SHEET

EPA SAMPLE NO.

BW-06

Lab Name: Spectrum Analytical, Inc. Contract: 209280

Lab Code: MITKEM Case No.: SAS No.: SDG No.: SL2324

Matrix (soil/water): WATER Lab Sample ID: L2324-03

Level (low/med): MED Date Received: 10/31/2012

% Solids: 0.0

Concentration Units (ug/L or mg/kg dry weight): ug/L

CAS No.	Analyte	Concentration	C	Q	M
7429-90-5	Aluminum	66.0	U		P
7440-36-0	Antimony	14.5	~~B~~ J		P
7440-38-2	Arsenic	4.3	U		P
7440-39-3	Barium	64.6	~~B~~ J		P
7440-41-7	Beryllium	0.26	U		P
7440-43-9	Cadmium	0.89	U		P
7440-70-2	Calcium	41000			P
7440-47-3	Chromium	0.64	U		P
7440-48-4	Cobalt	0.67	U		P
7440-50-8	Copper	3.6	U		P
7439-89-6	Iron	445			P
7439-92-1	Lead	4.2	U		P
7439-95-4	Magnesium	8890			P
7439-96-5	Manganese	29.8	~~B~~ J		P
7439-97-6	Mercury	0.028	U		CV
7440-02-0	Nickel	1.3	~~B~~ J		P
7440-09-7	Potassium	9410			P
7782-49-2	Selenium	12.0	U		P
7440-22-4	Silver	6.9	U		P
7440-23-5	Sodium	187000			P
7440-28-0	Thallium	6.2	U		P
7440-62-2	Vanadium	1.1	U		P
7440-66-6	Zinc	4.9	U		P

EL
12/8/12

Comments:

U.S. EPA - CLP

1

INORGANIC ANALYSIS DATA SHEET

EPA SAMPLE NO.

BW-10

Lab Name: Spectrum Analytical, Inc. Contract: 209280

Lab Code: MITKEM Case No.: SAS No.: SDG No.: SL2324

Matrix (soil/water): WATER Lab Sample ID: L2324-02

Level (low/med): MED Date Received: 10/31/2012

% Solids: 0.0

Concentration Units (ug/L or mg/kg dry weight): ug/L

CAS No.	Analyte	Concentration	C	Q	M
7429-90-5	Aluminum	82.3	~~B~~	J	P
7440-36-0	Antimony	13.6	~~B~~	J	P
7440-38-2	Arsenic	4.3	U		P
7440-39-3	Barium	137	~~B~~	J	P
7440-41-7	Beryllium	0.26	U		P
7440-43-9	Cadmium	0.89	U		P
7440-70-2	Calcium	119000			P
7440-47-3	Chromium	0.64	U		P
7440-48-4	Cobalt	0.67	U		P
7440-50-8	Copper	3.6	U		P
7439-89-6	Iron	791			P
7439-92-1	Lead	4.2	U		P
7439-95-4	Magnesium	27900			P
7439-96-5	Manganese	85.1			P
7439-97-6	Mercury	0.067	~~B~~	U	CV
7440-02-0	Nickel	2.1	~~B~~	J	P
7440-09-7	Potassium	12200			P
7782-49-2	Selenium	12.0	U		P
7440-22-4	Silver	6.9	U		P
7440-23-5	Sodium	104000			P
7440-28-0	Thallium	6.2	U		P
7440-62-2	Vanadium	1.1	U		P
7440-66-6	Zinc	5.9	~~B~~	J	P

EL 12/8/12

Comments:

U.S. EPA - CLP

1

INORGANIC ANALYSIS DATA SHEET

EPA SAMPLE NO.

BW-11

Lab Name: Spectrum Analytical, Inc. Contract: 209280

Lab Code: MITKEM Case No.: SAS No.: SDG No.: SL2324

Matrix (soil/water): WATER Lab Sample ID: L2324-04

Level (low/med): MED Date Received: 10/31/2012

% Solids: 0.0

Concentration Units (ug/L or mg/kg dry weight): ug/L

CAS No.	Analyte	Concentration	C	Q	M
7429-90-5	Aluminum	66.0	U		P
7440-36-0	Antimony	9.3	U		P
7440-38-2	Arsenic	4.3	U		P
7440-39-3	Barium	65.4	~~B~~	J	P
7440-41-7	Beryllium	0.26	U		P
7440-43-9	Cadmium	0.89	U		P
7440-70-2	Calcium	65600			P
7440-47-3	Chromium	1.5	~~B~~	J	P
7440-48-4	Cobalt	0.67	U		P
7440-50-8	Copper	6.0	~~B~~	J	P
7439-89-6	Iron	37.9	~~B~~	J	P
7439-92-1	Lead	4.2	U		P
7439-95-4	Magnesium	13700			P
7439-96-5	Manganese	10.0	U		P
7439-97-6	Mercury	0.028	U		CV
7440-02-0	Nickel	1.9	~~B~~	J	P
7440-09-7	Potassium	7890			P
7782-49-2	Selenium	12.0	U		P
7440-22-4	Silver	6.9	U		P
7440-23-5	Sodium	72700			P
7440-28-0	Thallium	6.2	U		P
7440-62-2	Vanadium	1.1	U		P
7440-66-6	Zinc	13.6	~~B~~	J	P

EL
12/8/12

Comments:

U.S. EPA - CLP

1

INORGANIC ANALYSIS DATA SHEET

EPA SAMPLE NO.

BW-12

Lab Name: Spectrum Analytical, Inc. Contract: 209280

Lab Code: MITKEM Case No.: SAS No.: SDG No.: SL2324

Matrix (soil/water): WATER Lab Sample ID: L2324-05

Level (low/med): MED Date Received: 10/31/2012

% Solids: 0.0

Concentration Units (ug/L or mg/kg dry weight): ug/L

CAS No.	Analyte	Concentration	C	Q	M
7429-90-5	Aluminum	66.0	U		P
7440-36-0	Antimony	9.6	~~B~~ J		P
7440-38-2	Arsenic	4.3	U		P
7440-39-3	Barium	101	~~B~~ J		P
7440-41-7	Beryllium	0.26	U		P
7440-43-9	Cadmium	0.89	U		P
7440-70-2	Calcium	127000			P
7440-47-3	Chromium	0.64	U		P
7440-48-4	Cobalt	3.7	~~B~~ J		P
7440-50-8	Copper	3.6	U		P
7439-89-6	Iron	1520			P
7439-92-1	Lead	4.2	U		P
7439-95-4	Magnesium	31100			P
7439-96-5	Manganese	552			P
7439-97-6	Mercury	0.028	U		CV
7440-02-0	Nickel	4.9	~~B~~ J		P
7440-09-7	Potassium	8660			P
7782-49-2	Selenium	12.0	U		P
7440-22-4	Silver	6.9	U		P
7440-23-5	Sodium	73300			P
7440-28-0	Thallium	6.2	U		P
7440-62-2	Vanadium	1.1	U		P
7440-66-6	Zinc	3320			P

EL
12/8/12

Comments:

U.S. EPA - CLP

1

INORGANIC ANALYSIS DATA SHEET

EPA SAMPLE NO.

DUP

Lab Name: Spectrum Analytical, Inc. Contract: 209280

Lab Code: MITKEM Case No.: SAS No.: SDG No.: SL2324

Matrix (soil/water): WATER Lab Sample ID: L2324-10

Level (low/med): MED Date Received: 10/31/2012

% Solids: 0.0

Concentration Units (ug/L or mg/kg dry weight): ug/L

CAS No.	Analyte	Concentration	C	Q	M
7429-90-5	Aluminum	66.0	U		P
7440-36-0	Antimony	9.3	U		P
7440-38-2	Arsenic	4.3	U		P
7440-39-3	Barium	85.6	~~B~~	J	P
7440-41-7	Beryllium	0.26	U		P
7440-43-9	Cadmium	0.89	U		P
7440-70-2	Calcium	55400			P
7440-47-3	Chromium	0.64	U		P
7440-48-4	Cobalt	0.67	U		P
7440-50-8	Copper	3.6	U		P
7439-89-6	Iron	547			P
7439-92-1	Lead	4.2	U		P
7439-95-4	Magnesium	10700			P
7439-96-5	Manganese	86.4			P
7439-97-6	Mercury	0.028	U		CV
7440-02-0	Nickel	0.94	~~B~~	J	P
7440-09-7	Potassium	14000			P
7782-49-2	Selenium	12.0	U		P
7440-22-4	Silver	6.9	U		P
7440-23-5	Sodium	202000			P
7440-28-0	Thallium	6.2	U		P
7440-62-2	Vanadium	1.1	U		P
7440-66-6	Zinc	6.3	~~B~~	J	P

EL
12/8/12

Comments:

U.S. EPA - CLP

1

INORGANIC ANALYSIS DATA SHEET

EPA SAMPLE NO.

FIELD BLANK 10/29/12

Lab Name: Spectrum Analytical, Inc. Contract: 209280

Lab Code: MITKEM Case No.: SAS No.: SDG No.: SL2324

Matrix (soil/water): WATER Lab Sample ID: L2324-09

Level (low/med): MED Date Received: 10/31/2012

% Solids: 0.0

Concentration Units (ug/L or mg/kg dry weight): ug/L

CAS No.	Analyte	Concentration	C	Q	M
7429-90-5	Aluminum	66.0	U		P
7440-36-0	Antimony	9.3	U		P
7440-38-2	Arsenic	4.3	U		P
7440-39-3	Barium	1.1	U		P
7440-41-7	Beryllium	0.26	U		P
7440-43-9	Cadmium	0.89	U		P
7440-70-2	Calcium	110	U		P
7440-47-3	Chromium	0.64	U		P
7440-48-4	Cobalt	0.67	U		P
7440-50-8	Copper	3.6	U		P
7439-89-6	Iron	31.0	U		P
7439-92-1	Lead	4.2	U		P
7439-95-4	Magnesium	76.0	U		P
7439-96-5	Manganese	10.0	U		P
7439-97-6	Mercury	0.032	~~B~~	J	CV
7440-02-0	Nickel	0.85	U		P
7440-09-7	Potassium	116	~~B~~	U	P
7782-49-2	Selenium	12.0	U		P
7440-22-4	Silver	6.9	U		P
7440-23-5	Sodium	159	~~B~~	J	P
7440-28-0	Thallium	6.2	U		P
7440-62-2	Vanadium	1.1	U		P
7440-66-6	Zinc	4.9	U		P

EL
12/6/12

Comments:

Data Usability Summary Report (DUSR)

690 Saint Paul St
Labella Project #209280

Spectrum Analytical, Inc., North Kingstown, RI
Sample Delivery Group #L2340
December 9, 2012

Prepared by:
Ethan Lee
LaBella Associates, P.C.
300 State St
Rochester, NY 14614

Analytical results for the project samples were reviewed to evaluate the data usability. Data was assessed in accordance with guidance from the following Federal and/or State guidance documents:

- USEPA National Functional Guidelines for Organic Data Review (EPA 540/R-99/008) and/or USEPA National Functional Guidelines for Low Concentration Organic Data Review (EPA 540-R-04-004).
- USEPA National Functional Guidelines for Inorganic Data Review (EPA 540/R-04-004).

And method protocol criteria were applicable as prescribed by "Test Methods for Evaluating Solid Waste", SW846, Update III, 1996.

This DUSR pertains to the following samples:

Sample ID	Lab ID	Matrix	Sample Date	Analysis Performed				
				VOC[1]	SVOC[2]	Pest.[3]	PCB[4]	Metals[5]/ Mercury[6]
MW-07	L2340-01	AQ	11/2/12	X	X	X	X	X
MW-06	L2340-02	AQ	11/2/12	X	X	X	X	X
BW-09	L2340-03	AQ	11/2/12	X				X
REC-B-W	L2340-04	AQ	11/2/12	X	X			
MW-10	L2340-05	AQ	11/1/12	X	X	X	X	X
BW-13	L2340-06	AQ	11/1/12	X				
MW-11	L2340-07	AQ	11/1/12	X	X			
MW-09	L2340-08	AQ	11/1/12	X	X	X	X	X
BW-5	L2340-09	AQ	11/1/12	X		X		X
FIELD BLANK	L2340-10	AQ	11/2/12	X	X	X	X	X
TRIP BLANK	L2340-11	AQ	11/2/12	X				

(1) VOC analyses were performed using USEPA Method SW846 8260B.
(2) SVOC analyses were performed using USEPA Method SW846 8270C.
(3) Pesticide analyses were performed using USEPA Method SW846 8081B.
(4) PCB analyses were performed using USEPA Method SW846 8082A.
(5) TAL Metals analyses were performed using USEPA Method SW846 6010B.
(6) Mercury analyses were performed using USEPA Method SW846 7470A.

The following items/criteria applicable to the analysis of project samples and associated QA/QC procedures were reviewed:

- Sample Data Reporting Format
- Preservation and Holding Time Compliance
- GC/MS Instrument Performance Check
- Initial Calibration Verification (ICV)
- Continuing Calibration Verification (CCV)
- Blank Sample Analysis

- System Monitoring/Surrogate Compound Recoveries
- Laboratory Control Sample (LCS) Recoveries
- Matrix Spike/Matrix Spike Duplicate (MS/MSD) Recoveries
- Internal Standards
- Target Compound Identification
- Compound Quantitation
- Data Qualifiers
- Summary

Volatile Organic Compounds (VOCs)

Sample Data Reporting Format

The sample data are presented using USEPA Contract Laboratory Protocol (CLP) format. The data package has been reviewed for completeness and found to contain each required sample result and associated QA/QC report form. The reporting format is complete and compliant with the objectives of the project. No qualification of the data is recommended.

Preservation and Holding Time Compliance

Maximum allowable holding times for each parameter were measured from the time of sample collection to the time of sample preparation or analysis for each project sample. All project samples were found to be properly preserved or analyzed within the USEPA recommended maximum holding time, without exception. No qualification of the data is recommended.

Gas Chromatography/Mass Spectrometry (GC/MS) Instrument Performance Check

GC/MS instrument performance checks for the instruments used in the analysis of project samples fell within method specific criteria without exception. No qualification of the data is recommended.

Initial Calibration Verification (ICV)

Initial calibration checks for the instruments used in the analysis of project samples fell within the method specific criteria with the following exceptions.

Instrument	Date/ Time	Target Analyte(s)	%RSD	RRF	Corrective Action	Affected Sample(s)
V10	11/12/12 09:25	Bromoform	21.6	0.24	Action #1	MW-06 BW-09 REC-B-W
V10	11/13/12 15:48	Bromoform Naphthalene	23.9 25.3	0.23 2.3	Action #1 Action #1	MW-07DL BW-5DL

Action #1: Positive results are qualified "J", estimated and nondetected analytes as "UJ", estimated detection limit.

Continuing Calibration Verification (CCV)

Continuing calibration checks for the instruments used in the analysis of project samples fell within the method specific criteria, with the following exceptions:

Instrument	Date/ Time	Target Analyte(s)	%D	RRF	Corrective Action	Affected Sample(s)
V10	11/12/12 19:58	Tetrachloroethene	-25.3	0.26	Action #1	MW-06 BW-09 REC-B-W

Action #1: Positive results are qualified "J", estimated and nondetected analytes as "UJ", estimated detection limit.

Blank Sample Analysis

In accordance with cited USEPA guidelines, positive sample results should be reported unless the concentration of the compound in the project sample is less than or equal to 10 times (10X) the amount in any blank for the common laboratory contaminants (methylene chloride, acetone, 2-butanone, cyclohexane), or 5 times (5X) the amount for other target compounds.

Target compounds were not identified in associated blank samples at a concentration above the MDL for organic parameter analyses, with the following exceptions:

Blank	Target Analyte(s)	Conc.	Flag sample results with a "U" if ≤ this value	Affected Sample(s)
FIELD BLANK	Methylene Chloride	32 ug/L	320 ug/L	MW-07 MW-10 BW-13 MW-11 MW-09 BW-5 MW-06 BW-09 REC-B-W MW-07DL BW-5DL
TRIP BLANK	Methylene Chloride	1.1 ug/L	11 ug/L	All Samples
MB-69227	Methylene Chloride	45 ug/L	450 ug/L	MW-06 BW-09 REC-B-W

System Monitoring/Surrogate Compound Recoveries

System monitoring/surrogate compound recoveries were within the laboratory specific criteria for the analysis of the project samples without exception. No qualification of the data is recommended.

Laboratory Control Sample (LCS) and Matrix Spike/Matrix Spike Duplicate (MS/MSD) Recoveries

LCS recoveries were within the method specific criteria, with the following exceptions:

LCS ID	Compound	QC Criteria	LCS %R	Corrective Action	Affected Samples
LCS-69227	Acetone	40-140	169	Action #1	MW-06 BW-09 REC-B-W
LCSD-69227	Acetone	40-140	159	Action #1	MW-06 BW-09 REC-B-W

Action #1: Positive results are qualified "J", estimated and nondetected results should not be qualified.

MS/MSD recovery data alone cannot be used to evaluate precision or accuracy of individual samples. Although the associated MS and MSD samples had VOC compounds with percent

recoveries outside of the method specific criteria, due to the LCS recoveries being within the criteria, no qualification of the data is recommended.

Internal Standards (IS)

The calculated response of each IS compound fell within the QA/QC criteria without exception. No qualification of the data is recommended.

Compound Quantitation

Compound quantitation is performed to ensure that reported quantitation results are accurate. No qualification of the data is recommended.

Data Qualifiers

Data qualifiers were assigned by the laboratory to the reported results to identify target analytes detected below the reporting limit (RL) but above the method detection limit (MDL), and/or when target analytes were detected in the associated method/preparation blank sample. Based on a spot check of the data qualifiers used, these flags appeared to be applied to the reported results in accordance with USEPA guidance. The "J" qualifier, which indicates an estimated value because the result was between the RL and MDL, was carried forward.

Compounds detected at levels above the calibration range of the instrument were qualified "E" by the laboratory. The samples were then re-analyzed at a dilution to bring the concentration within the calibration range of the instrument. Both results were reported by the laboratory and the data validator used professional judgment to select the best result for reporting purposes.

Semivolatile Organic Compounds (SVOCs)

Sample Data Reporting Format

The sample data are presented using USEPA Contract Laboratory Protocol (CLP) format. The data package has been reviewed for completeness and found to contain each required sample result and associated QA/QC report form. The reporting format is complete and compliant with the objectives of the project. No qualification of the data is recommended.

Preservation and Holding Time Compliance

Maximum allowable holding times for each parameter were measured from the time of sample collection to the time of sample preparation or analysis for each project sample. All project

samples were found to be properly preserved or analyzed within the USEPA recommended maximum holding time, without exception. No qualification of the data is recommended.

Gas Chromatography/Mass Spectrometry (GC/MS) Instrument Performance Check

GC/MS instrument performance checks for the instruments used in the analysis of project samples fell within method specific criteria without exception. No qualification of the data is recommended.

Initial Calibration Verification (ICV)

Initial calibration checks for the instruments used in the analysis of project samples fell within the method specific criteria with the following exceptions.

Inst.	Date/ Time	Target Analyte(s)	%RSD	RRF	Corrective Action	Affected Sample(s)
S3	11/6/12 15:11	2,4-Dimethylphenol 4-Chlorophenyl-phenylether Fluorene	29.0 20.9 21.4	0.34 0.91 1.6	Action #1 Action #1 Action #1	All Samples

Action #1: Positive results are qualified "J", estimated and nondetected analytes as "UJ", estimated detection limit.

Continuing Calibration Verification (CCV)

Continuing calibration checks for the instruments used in the analysis of project samples fell within the method specific criteria, with the following exceptions:

Inst.	Date/ Time	Target Analyte(s)	%D	RRF	Corrective Action	Affected Sample(s)
S3	11/14/12 10:01	Indeno(1,2,3-cd)pyrene Dibenzo(a,h)anthracene Benzo(g,h,i)perylene	22.9 25.0 25.1	0.97 0.99 1.02	Action #1 Action #1 Action #1	All Samples

Action #1: Positive results are qualified "J", estimated and nondetected analytes as "UJ", estimated detection limit.

Blank Sample Analysis

In accordance with cited USEPA guidelines, positive sample results should be reported unless the concentration of the compound in the project sample is less than or equal to 5 times (5X) the amount in any blank.

Target compounds were not identified in associated blank samples at a concentration above the MDL for organic parameter analyses, with the following exceptions:

Blank	Target Analyte(s)	Conc.	Flag sample results with a "U" if ≤ this value	Affected Sample(s)
FIELD BLANK	Di-n-butylphthalate	7.2 ug/L	36 ug/L	All Samples

System Monitoring/Surrogate Compound Recoveries

System monitoring/surrogate compound recoveries were within the laboratory specific criteria for the analysis of the project samples, with the following exceptions:

Surrogate		Criteria (%)
Nitrobenzene-d5	S01	40-110
2-Fluorobiphenyl	S02	50-110
Terphenyl-d14	S03	50-135
Phenol-d5	S04	10-115
2-Fluorophenol	S05	20-110
2,4,6-Tribromophenol	S06	40-125

Project Sample ID	S01	S02	S03	S04	S05	S06	Positive Results	Non Detect (ND)
	%R	%R	%R	%R	%R	%R		
REC-B-W	69	76	**42**	17	28	84	J	UJ
MW-11	67	82	**49**	20	29	83	J	UJ

If the surrogate percent recovery is greater than the upper acceptance limit, associated target analyte positive results are qualified "J", estimated and nondetected analytes should not be qualified. If the surrogate percent recovery is less than the lower acceptance limit, associated target analyte positive results are qualified "J", estimated and nondetected analytes are qualified "UJ", estimated detection limit. All SVOC target analytes in the identified project samples should be qualified as noted above.

Laboratory Control Sample (LCS) and Matrix Spike/Matrix Spike Duplicate (MS/MSD) Recoveries

LCS and MS/MSD recoveries were within the method specific criteria without exception. No qualification of the data is recommended.

Internal Standards (IS)

The calculated response of each IS compound fell within the QA/QC criteria without exception. No qualification of the data is recommended.

Compound Quantitation

Compound quantitation is performed to ensure that reported quantitation results are accurate. No qualification of the data is recommended.

Data Qualifiers

Data qualifiers were assigned by the laboratory to the reported results to identify target analytes detected below the reporting limit (RL) but above the method detection limit (MDL), and/or when target analytes were detected in the associated method/preparation blank sample. Based on a spot check of the data qualifiers used, these flags appeared to be applied to the reported results in accordance with USEPA guidance. The "J" qualifier, which indicates an estimated value because the result was between the RL and MDL, was carried forward.

Pesticides

Preservation and Holding Time Compliance

Maximum allowable holding times for each parameter were measured from the time of sample collection to the time of sample preparation or analysis for each project sample. All project samples were found to be properly preserved or analyzed within the USEPA recommended maximum holding time without exception. No qualification of the data is recommended.

Gas Chromatography/Mass Spectrometry (GC/MS) Instrument Performance Check

GC/MS instrument performance checks for the instruments used in the analysis of project samples fell within method specific criteria without exception. No qualification of the data is recommended.

Initial Calibration Verification (ICV)

Initial calibration checks for the instruments used in the analysis of project samples fell within the method specific criteria without exception. No qualification of the data is recommended.

Continuing Calibration Verification (CCV)

Continuing calibration checks for the instruments used in the analysis of project samples fell within the method specific criteria without exception. No qualification of the data is recommended.

Blank Sample Analysis

In accordance with cited USEPA guidelines, positive sample results should be reported unless the concentration of the compound in the project sample is less than or equal the amount in any blank. Target compounds were not identified in associated blank samples at a concentration above the MDL without exception. No qualification of the data is recommended.

System Monitoring/Surrogate Compound Recoveries

System monitoring/surrogate compound recoveries were within the laboratory specific criteria for the analysis of the project samples, with the following exceptions:

Surrogate		Criteria (%)
Tetrachloro-m-xylene	S01	25-140
Decachlorobiphenyl	S02	30-135

Project Sample ID	S01-1	S01-2	S02-1	S02-2	Positive Results	Non Detect (ND)
	%R	%R	%R	%R		
BW-5	**183**	78	81	49	J	No Qual

If the surrogate percent recovery is above the higher acceptance limit, associated target analyte positive results are qualified "J", estimated and nondetected analytes should not be qualified. All pesticide target analytes in the identified project samples that were analyzed on the indicated column should be qualified as noted above.

Laboratory Control Sample (LCS) and Matrix Spike/Matrix Spike Duplicate (MS/MSD) Recoveries

LCS and MS/MSD recoveries were within the method specific criteria without exception. No qualification of the data is recommended.

Target Compound Identification

Target compounds that were detected in the project samples were detected in both GC columns at comparable concentrations (within 25%) that ensures no interfering analytes are present, with the following exceptions.

Sample ID	Analyte	Column %D	Action
BW-5	gamma-BHC (Lindane)	660	Action #1

Action #1: The lower of the column concentrations is reported and the results are qualified as "J", estimated.

Compound Quantitation

Compound quantitation is performed to ensure that reported quantitation results are accurate. No qualification of the data is recommended.

PCBs

Preservation and Holding Time Compliance

Maximum allowable holding times for each parameter were measured from the time of sample collection to the time of sample preparation or analysis for each project sample. All project samples were found to be properly preserved or analyzed within the USEPA recommended maximum holding time without exception. No qualification of the data is recommended.

Gas Chromatography/Mass Spectrometry (GC/MS) Instrument Performance Check

GC/MS instrument performance checks for the instruments used in the analysis of project samples fell within method specific criteria without exception. No qualification of the data is recommended.

Initial Calibration Verification (ICV)

Initial calibration checks for the instruments used in the analysis of project samples fell within the method specific criteria without exception. No qualification of the data is recommended.

Continuing Calibration Verification (CCV)

Continuing calibration checks for the instruments used in the analysis of project samples fell within the method specific criteria without exception. No qualification of the data is recommended.

Blank Sample Analysis

In accordance with cited USEPA guidelines, positive sample results should be reported unless the concentration of the compound in the project sample is less than or equal the amount in any blank. Target compounds were not identified in associated blank samples at a concentration above the MDL without exception. No qualification of the data is recommended.

System Monitoring/Surrogate Compound Recoveries

System monitoring/surrogate compound recoveries were within the laboratory specific criteria for the analysis of the project samples, with the following exceptions:

Surrogate		Criteria (%)
Tetrachloro-m-xylene	S01	34-137
Decachlorobiphenyl	S02	40-135

Project Sample ID	S01-1	S01-2	S02-1	S02-2	Positive Results	Non Detect (ND)
	%R	%R	%R	%R		
MW-10	74	74	**37**	41	J	UJ

If the surrogate percent recovery is above the higher acceptance limit, associated target analyte positive results are qualified "J", estimated and nondetected analytes should not be qualified. All PCB target analytes in the identified project samples that were analyzed on the indicated column should be qualified as noted above.

Laboratory Control Sample (LCS) and MS/MSD Recoveries

LCS and MS/MSD recoveries were within the method specific criteria without exception. No qualification of the data is recommended.

Target Compound Identification

Target compounds that were detected in the project samples were detected in both GC columns at comparable concentrations, ensuring no interfering analytes are present. No qualification of the data is recommended.

Compound Quantitation

Compound quantitation is performed to ensure that reported quantitation results are accurate. Compounds were quantitated correctly without exception.

Metals

Preservation and Holding Time Compliance

Maximum allowable holding times for each parameter were measured from the time of sample collection to the time of sample preparation or analysis for each project sample. All project samples were found to be properly preserved or analyzed within the USEPA recommended maximum holding time without exception. No qualification of the data is recommended.

Initial Calibration Verification (ICV)

Initial calibration checks for the instruments used in the analysis of project samples fell within the method specific criteria without exception. No qualification of the data is recommended.

Continuing Calibration Verification (CCV)

Continuing calibration checks for the instruments used in the analysis of project samples fell within the method specific criteria without exception. No qualification of the data is recommended.

Blank Sample Analysis

In accordance with cited USEPA guidelines, positive sample results should be reported unless the concentration of the compound in the project sample is less than or equal to 5 times (5X) the amount in the associated blank sample.

Target compounds were not identified in associated blank samples at a concentration above the MDL for metals analyses, with the following exceptions:

Blank	Target Analyte(s)	Conc.	Flag sample results with a "U" if ≤ this value	Affected Sample(s)
FIELD BLANK	Sodium	518 ug/L	2590 ug/L	All Samples
MB-69213	Potassium	124 ug/L	620 ug/L	All Samples

Note: Preparation Blank associated samples include all samples analyzed within the sample analytical batch.

Interference Check Sample Analysis

The interference check sample solution percent recoveries (%Rs) fell within the method required control limits without exception. No qualification of the data is recommended.

Laboratory Control Sample (LCS) Analysis

The LCS %Rs fell within the method required control limits without exception. No qualification of the data is recommended.

Matrix Spike/Matrix Spike Duplicate (MS/MSD) Analysis

The MS/MSD %Rs fell within the method required control limits (75-125%) without exception. No qualification of the data is recommended.

Laboratory Duplicate Analysis

The laboratory duplicate percent differences (%Ds) fell within the method required control limits without exception. No qualification of the data is recommended.

ICP Serial Dilution Analysis

The ICP Serial Dilution %Ds fell within the method required control limits without exception. No qualification of the data is recommended.

Compound Quantitation

Compound quantitation is performed to ensure that reported quantitation results are accurate. Compounds were quantitated correctly without exception.

Data Qualifiers

Data qualifiers were assigned by the laboratory to the reported results to identify target analytes detected below the reporting limit (RL) but above the method detection limit (MDL), and/or when target analytes were detected in the associated method/preparation blank sample. Based on a spot check of the data qualifiers used, these flags appeared to be applied to the reported results in accordance with USEPA guidance. The "B" qualifier, which indicates an estimated value because the result was between the RL and MDL, was changed to a "J" qualifier by the data reviewer.

Summary

The results presented in each report were found to be compliant with the data quality objectives for the project and usable. Based on our review, the usability of the data is 100%, with the few exceptions noted above.

1A - FORM I VOA-1

VOLATILE ORGANICS ANALYSIS DATA SHEET

EPA SAMPLE NO.

MW-07

Lab Name: SPECTRUM ANALYTICAL, INC. Contract:

Lab Code: MITKEM Case No.: L2340 Mod. Ref No.: SDG No.: SL2340

Matrix: (SOIL/SED/WATER) WATER Lab Sample ID: L2340-01A

Sample wt/vol: 5.00 (g/mL) ML Lab File ID: V8B5290.D

Level: (TRACE/LOW/MED) LOW Date Received: 11/05/2012

% Moisture: not dec. Date Analyzed: 11/10/2012

GC Column: DB-624 ID: 0.25 (mm) Dilution Factor: 1.0

Soil Extract Volume: (uL) Soil Aliquot Volume: (uL)

Purge Volume: 5.0 (mL)

CAS NO.	COMPOUND	CONCENTRATION: UG/L	Q	MDL	PQL
74-87-3	Chloromethane	5.0	U	0.26	5.0
75-01-4	Vinyl chloride	5.0	U	0.50	5.0
74-83-9	Bromomethane	5.0	U	0.80	5.0
75-00-3	Chloroethane	5.0	U	0.48	5.0
75-69-4	Trichlorofluoromethane	5.0	U	0.54	5.0
75-35-4	1,1-Dichloroethene	1.6	J	0.39	5.0
67-64-1	Acetone	5.0	U	2.2	5.0
75-15-0	Carbon disulfide	5.0	U	0.34	5.0
75-09-2	Methylene chloride	5.0	U	0.41	5.0
156-60-5	trans-1,2-Dichloroethene	6.0		0.65	5.0
1634-04-4	Methyl tert-butyl ether	5.0	U	0.24	5.0
75-34-3	1,1-Dichloroethane	5.0	U	0.25	5.0
108-05-4	Vinyl acetate	5.0	U	0.35	5.0
78-93-3	2-Butanone	5.0	U	2.1	5.0
156-59-2	cis-1,2-Dichloroethene	100		0.48	5.0
67-66-3	Chloroform	5.0	U	0.33	5.0
71-55-6	1,1,1-Trichloroethane	5.0	U	0.50	5.0
56-23-5	Carbon tetrachloride	5.0	U	0.54	5.0
107-06-2	1,2-Dichloroethane	5.0	U	0.41	5.0
71-43-2	Benzene	5.0	U	0.33	5.0
79-01-6	Trichloroethene	1400	E	0.36	5.0
78-87-5	1,2-Dichloropropane	5.0	U	0.61	5.0
75-27-4	Bromodichloromethane	5.0	U	0.26	5.0
10061-01-5	cis-1,3-Dichloropropene	5.0	U	0.45	5.0
108-10-1	4-Methyl-2-pentanone	5.0	U	0.82	5.0
108-88-3	Toluene	5.0	U	0.32	5.0
10061-02-6	trans-1,3-Dichloropropene	5.0	U	0.48	5.0
79-00-5	1,1,2-Trichloroethane	5.0	U	0.38	5.0
127-18-4	Tetrachloroethene	5.0	U	0.65	5.0
591-78-6	2-Hexanone	5.0	U	1.7	5.0
124-48-1	Dibromochloromethane	5.0	U	0.57	5.0
108-90-7	Chlorobenzene	5.0	U	0.26	5.0
100-41-4	Ethylbenzene	5.0	U	0.35	5.0
179601-23-1	m,p-Xylene	5.0	U	0.77	5.0
95-47-6	o-Xylene	5.0	U	0.36	5.0

EC 12/4/12

1B - FORM I VOA-2

VOLATILE ORGANICS ANALYSIS DATA SHEET

EPA SAMPLE NO.

MW-07

Lab Name: SPECTRUM ANALYTICAL, INC. Contract:

Lab Code: MITKEM Case No.: L2340 Mod. Ref No.: SDG No.: SL2340

Matrix: (SOIL/SED/WATER) WATER Lab Sample ID: L2340-01A

Sample wt/vol: 5.00 (g/mL) ML Lab File ID: V8B5290.D

Level: (TRACE/LOW/MED) LOW Date Received: 11/05/2012

% Moisture: not dec. Date Analyzed: 11/10/2012

GC Column: DB-624 ID: 0.25 (mm) Dilution Factor: 1.0

Soil Extract Volume: (uL) Soil Aliquot Volume: (uL)

Purge Volume: 5.0 (mL)

CAS NO.	COMPOUND	CONCENTRATION: UG/L	Q	MDL	PQL
1330-20-7	Xylene (Total)	5.0	U	0.36	5.0
100-42-5	Styrene	5.0	U	0.50	5.0
75-25-2	Bromoform	5.0	U	0.77	5.0
98-82-8	Isopropylbenzene	5.0	U	0.38	5.0
79-34-5	1,1,2,2-Tetrachloroethane	5.0	U	0.42	5.0
103-65-1	n-Propylbenzene	5.0	U	0.64	5.0
108-67-8	1,3,5-Trimethylbenzene	5.0	U	0.45	5.0
98-06-6	tert-Butylbenzene	5.0	U	0.37	5.0
95-63-6	1,2,4-Trimethylbenzene	5.0	U	0.40	5.0
135-98-8	sec-Butylbenzene	5.0	U	0.28	5.0
99-87-6	4-Isopropyltoluene	5.0	U	0.46	5.0
541-73-1	1,3-Dichlorobenzene	5.0	U	0.29	5.0
106-46-7	1,4-Dichlorobenzene	5.0	U	0.40	5.0
104-51-8	n-Butylbenzene	5.0	U	0.33	5.0
95-50-1	1,2-Dichlorobenzene	5.0	U	0.33	5.0
91-20-3	Naphthalene	5.0	U	0.80	5.0
110-75-8	2-Chloroethyl vinyl ether	5.0	U	0.24	5.0

EC 12/9/12

1J - FORM I VOA-TIC

VOLATILE ORGANICS ANALYSIS DATA SHEET

TENTATIVELY IDENTIFIED COMPOUNDS

EPA SAMPLE NO.

MW-07

Lab Name: SPECTRUM ANALYTICAL, INC. Contract:

Lab Code: MITKEM Case No.: L2340 Mod. Ref No.: SDG No.: SL2340

Matrix: (SOIL/SED/WATER) WATER Lab Sample ID: L2340-01A

Sample wt/vol: 5.00 (g/mL) ML Lab File ID: V8B5290.D

Level: (TRACE or LOW/MED) LOW Date Received: 11/05/2012

% Moisture: not dec. Date Analyzed: 11/10/2012

GC Column: DB-624 ID: 0.25 (mm) Dilution Factor: 1.0

Soil Extract Volume: (uL) Soil Aliquot Volume: (uL)

CONCENTRATION UNITS: (ug/L or ug/Kg) UG/L Purge Volume: 5.0 (mL)

CAS NUMBER	COMPOUND NAME	RT	EST. CONC.	Q

[1]EPA-designated Registry Number.

EL 12/9/12

1A - FORM I VOA-1

VOLATILE ORGANICS ANALYSIS DATA SHEET

EPA SAMPLE NO.

MW-07DL

Lab Name: SPECTRUM ANALYTICAL, INC. Contract:

Lab Code: MITKEM Case No.: L2340 Mod. Ref No.: SDG No.: SL2340

Matrix: (SOIL/SED/WATER) WATER Lab Sample ID: L2340-01ADL

Sample wt/vol: 5.00 (g/mL) ML Lab File ID: V8B5387.D

Level: (TRACE/LOW/MED) LOW Date Received: 11/05/2012

% Moisture: not dec. Date Analyzed: 11/13/2012

GC Column: DB-624 ID: 0.25 (mm) Dilution Factor: 80.0

Soil Extract Volume: (uL) Soil Aliquot Volume: (uL)

Purge Volume: 5.0 (mL)

CAS NO.	COMPOUND	CONCENTRATION: UG/L	Q	MDL	PQL
74-87-3	Chloromethane	400	U	21	400
75-01-4	Vinyl chloride	400	U	40	400
74-83-9	Bromomethane	400	U	64	400
75-00-3	Chloroethane	400	U	38	400
75-69-4	Trichlorofluoromethane	400	U	43	400
75-35-4	1,1-Dichloroethene	400	U	31	400
67-64-1	Acetone	400	U	180	400
75-15-0	Carbon disulfide	400	U	27	400
75-09-2	Methylene chloride	400	U	33	400
156-60-5	trans-1,2-Dichloroethene	400	U	52	400
1634-04-4	Methyl tert-butyl ether	400	U	19	400
75-34-3	1,1-Dichloroethane	400	U	20	400
108-05-4	Vinyl acetate	400	U	28	400
78-93-3	2-Butanone	400	U	170	400
156-59-2	cis-1,2-Dichloroethene	100	DJ	38	400
67-66-3	Chloroform	400	U	26	400
71-55-6	1,1,1-Trichloroethane	400	U	40	400
56-23-5	Carbon tetrachloride	400	U	43	400
107-06-2	1,2-Dichloroethane	400	U	33	400
71-43-2	Benzene	400	U	26	400
79-01-6	Trichloroethene	5800	D	29	400
78-87-5	1,2-Dichloropropane	400	U	49	400
75-27-4	Bromodichloromethane	400	U	21	400
10061-01-5	cis-1,3-Dichloropropene	400	U	36	400
108-10-1	4-Methyl-2-pentanone	400	U	66	400
108-88-3	Toluene	400	U	26	400
10061-02-6	trans-1,3-Dichloropropene	400	U	38	400
79-00-5	1,1,2-Trichloroethane	400	U	30	400
127-18-4	Tetrachloroethene	400	U	52	400
591-78-6	2-Hexanone	400	U	140	400
124-48-1	Dibromochloromethane	400	U	46	400
108-90-7	Chlorobenzene	400	U	21	400
100-41-4	Ethylbenzene	400	U	28	400
179601-23-1	m,p-Xylene	400	U	62	400
95-47-6	o-Xylene	400	U	29	400

EL 12/9/12

1B - FORM I VOA-2

VOLATILE ORGANICS ANALYSIS DATA SHEET

EPA SAMPLE NO.

MW-07DL

Lab Name: SPECTRUM ANALYTICAL, INC. Contract:

Lab Code: MITKEM Case No.: L2340 Mod. Ref No.: SDG No.: SL2340

Matrix: (SOIL/SED/WATER) WATER Lab Sample ID: L2340-01ADL

Sample wt/vol: 5.00 (g/mL) ML Lab File ID: V8B5387.D

Level: (TRACE/LOW/MED) LOW Date Received: 11/05/2012

% Moisture: not dec. Date Analyzed: 11/13/2012

GC Column: DB-624 ID: 0.25 (mm) Dilution Factor: 80.0

Soil Extract Volume: (uL) Soil Aliquot Volume: (uL)

Purge Volume: 5.0 (mL)

CAS NO.	COMPOUND	CONCENTRATION: UG/L	Q	MDL	PQL
1330-20-7	Xylene (Total)	400	U	29	400
100-42-5	Styrene	400	U	40	400
75-25-2	Bromoform	400	U	62	400
98-82-8	Isopropylbenzene	400	U	30	400
79-34-5	1,1,2,2-Tetrachloroethane	400	U	34	400
103-65-1	n-Propylbenzene	400	U	51	400
108-67-8	1,3,5-Trimethylbenzene	400	U	36	400
98-06-6	tert-Butylbenzene	400	U	30	400
95-63-6	1,2,4-Trimethylbenzene	400	U	32	400
135-98-8	sec-Butylbenzene	400	U	22	400
99-87-6	4-Isopropyltoluene	400	U	37	400
541-73-1	1,3-Dichlorobenzene	400	U	23	400
106-46-7	1,4-Dichlorobenzene	400	U	32	400
104-51-8	n-Butylbenzene	400	U	26	400
95-50-1	1,2-Dichlorobenzene	400	U	26	400
91-20-3	Naphthalene	400	U	64	400
110-75-8	2-Chloroethyl vinyl ether	400	U	19	400

EL
12/9/12

1J - FORM I VOA-TIC

VOLATILE ORGANICS ANALYSIS DATA SHEET

TENTATIVELY IDENTIFIED COMPOUNDS

EPA SAMPLE NO.

MW-07DL

Lab Name: SPECTRUM ANALYTICAL, INC. Contract:

Lab Code: MITKEM Case No.: L2340 Mod. Ref No.: SDG No.: SL2340

Matrix: (SOIL/SED/WATER) WATER Lab Sample ID: L2340-01ADL

Sample wt/vol: 5.00 (g/mL) ML Lab File ID: V8B5387.D

Level: (TRACE or LOW/MED) LOW Date Received: 11/05/2012

% Moisture: not dec. Date Analyzed: 11/13/2012

GC Column: DB-624 ID: 0.25 (mm) Dilution Factor: 80.0

Soil Extract Volume: (uL) Soil Aliquot Volume: (uL)

CONCENTRATION UNITS: (ug/L or ug/Kg) UG/L Purge Volume: 5.0 (mL)

CAS NUMBER	COMPOUND NAME	RT	EST. CONC.	Q

[1]EPA-designated Registry Number.

EL 12/9/12

1A - FORM I VOA-1

VOLATILE ORGANICS ANALYSIS DATA SHEET

EPA SAMPLE NO.

MW-06

Lab Name: SPECTRUM ANALYTICAL, INC. Contract:

Lab Code: MITKEM Case No.: L2340 Mod. Ref No.: SDG No.: SL2340

Matrix: (SOIL/SED/WATER) WATER Lab Sample ID: L2340-02A

Sample wt/vol: 5.00 (g/mL) ML Lab File ID: V8B5331.D

Level: (TRACE/LOW/MED) LOW Date Received: 11/05/2012

% Moisture: not dec. Date Analyzed: 11/12/2012

GC Column: DB-624 ID: 0.25 (mm) Dilution Factor: 1.0

Soil Extract Volume: (uL) Soil Aliquot Volume: (uL)

Purge Volume: 5.0 (mL)

CAS NO.	COMPOUND	CONCENTRATION: UG/L	Q	MDL	PQL
74-87-3	Chloromethane	5.0	U	0.26	5.0
75-01-4	Vinyl chloride	5.0	U	0.50	5.0
74-83-9	Bromomethane	5.0	U	0.80	5.0
75-00-3	Chloroethane	5.0	U	0.48	5.0
75-69-4	Trichlorofluoromethane	5.0	U	0.54	5.0
75-35-4	1,1-Dichloroethene	5.0	U	0.39	5.0
67-64-1	Acetone	5.0	U	2.2	5.0
75-15-0	Carbon disulfide	5.0	U	0.34	5.0
75-09-2	Methylene chloride	5.0	U	0.41	5.0
156-60-5	trans-1,2-Dichloroethene	5.0	U	0.65	5.0
1634-04-4	Methyl tert-butyl ether	5.0	U	0.24	5.0
75-34-3	1,1-Dichloroethane	5.0	U	0.25	5.0
108-05-4	Vinyl acetate	5.0	U	0.35	5.0
78-93-3	2-Butanone	5.0	U	2.1	5.0
156-59-2	cis-1,2-Dichloroethene	5.0	U	0.48	5.0
67-66-3	Chloroform	5.0	U	0.33	5.0
71-55-6	1,1,1-Trichloroethane	5.0	U	0.50	5.0
56-23-5	Carbon tetrachloride	5.0	U	0.54	5.0
107-06-2	1,2-Dichloroethane	5.0	U	0.41	5.0
71-43-2	Benzene	5.0	U	0.33	5.0
79-01-6	Trichloroethene	32		0.36	5.0
78-87-5	1,2-Dichloropropane	5.0	U	0.61	5.0
75-27-4	Bromodichloromethane	5.0	U	0.26	5.0
10061-01-5	cis-1,3-Dichloropropene	5.0	U	0.45	5.0
108-10-1	4-Methyl-2-pentanone	5.0	U	0.82	5.0
108-88-3	Toluene	5.0	U	0.32	5.0
10061-02-6	trans-1,3-Dichloropropene	5.0	U	0.48	5.0
79-00-5	1,1,2-Trichloroethane	5.0	U	0.38	5.0
127-18-4	Tetrachloroethene	5.0	UJ	0.65	5.0
591-78-6	2-Hexanone	5.0	U	1.7	5.0
124-48-1	Dibromochloromethane	5.0	U	0.57	5.0
108-90-7	Chlorobenzene	5.0	U	0.26	5.0
100-41-4	Ethylbenzene	5.0	U	0.35	5.0
179601-23-1	m,p-Xylene	5.0	U	0.77	5.0
95-47-6	o-Xylene	5.0	U	0.36	5.0

EL 12/9/12

1B - FORM I VOA-2

VOLATILE ORGANICS ANALYSIS DATA SHEET

EPA SAMPLE NO.

MW-06

Lab Name: SPECTRUM ANALYTICAL, INC. Contract:

Lab Code: MITKEM Case No.: L2340 Mod. Ref No.: SDG No.: SL2340

Matrix: (SOIL/SED/WATER) WATER Lab Sample ID: L2340-02A

Sample wt/vol: 5.00 (g/mL) ML Lab File ID: V8B5331.D

Level: (TRACE/LOW/MED) LOW Date Received: 11/05/2012

% Moisture: not dec. Date Analyzed: 11/12/2012

GC Column: DB-624 ID: 0.25 (mm) Dilution Factor: 1.0

Soil Extract Volume: (uL) Soil Aliquot Volume: (uL)

Purge Volume: 5.0 (mL)

CAS NO.	COMPOUND	CONCENTRATION: UG/L	Q	MDL	PQL
1330-20-7	Xylene (Total)	5.0	U	0.36	5.0
100-42-5	Styrene	5.0	U	0.50	5.0
75-25-2	Bromoform	5.0	UJ	0.77	5.0
98-82-8	Isopropylbenzene	5.0	U	0.38	5.0
79-34-5	1,1,2,2-Tetrachloroethane	5.0	U	0.42	5.0
103-65-1	n-Propylbenzene	5.0	U	0.64	5.0
108-67-8	1,3,5-Trimethylbenzene	5.0	U	0.45	5.0
98-06-6	tert-Butylbenzene	5.0	U	0.37	5.0
95-63-6	1,2,4-Trimethylbenzene	5.0	U	0.40	5.0
135-98-8	sec-Butylbenzene	5.0	U	0.28	5.0
99-87-6	4-Isopropyltoluene	5.0	U	0.46	5.0
541-73-1	1,3-Dichlorobenzene	5.0	U	0.29	5.0
106-46-7	1,4-Dichlorobenzene	5.0	U	0.40	5.0
104-51-8	n-Butylbenzene	5.0	U	0.33	5.0
95-50-1	1,2-Dichlorobenzene	5.0	U	0.33	5.0
91-20-3	Naphthalene	5.0	U	0.80	5.0
110-75-8	2-Chloroethyl vinyl ether	5.0	U	0.24	5.0

EL 12/9/12

1J - FORM I VOA-TIC

VOLATILE ORGANICS ANALYSIS DATA SHEET

TENTATIVELY IDENTIFIED COMPOUNDS

EPA SAMPLE NO.

MW-06

Lab Name: SPECTRUM ANALYTICAL, INC. Contract:

Lab Code: MITKEM Case No.: L2340 Mod. Ref No.: SDG No.: SL2340

Matrix: (SOIL/SED/WATER) WATER Lab Sample ID: L2340-02A

Sample wt/vol: 5.00 (g/mL) ML Lab File ID: V8B5331.D

Level: (TRACE or LOW/MED) LOW Date Received: 11/05/2012

% Moisture: not dec. Date Analyzed: 11/12/2012

GC Column: DB-624 ID: 0.25 (mm) Dilution Factor: 1.0

Soil Extract Volume: (uL) Soil Aliquot Volume: (uL)

CONCENTRATION UNITS: (ug/L or ug/Kg) UG/L Purge Volume: 5.0 (mL)

	CAS NUMBER	COMPOUND NAME	RT	EST. CONC.	Q
01	7446-09-5	Sulfur dioxide	1.751	11	NJ

[1]EPA-designated Registry Number.

EL
12/9/12

1A - FORM I VOA-1

VOLATILE ORGANICS ANALYSIS DATA SHEET

EPA SAMPLE NO.

BW-09

Lab Name: SPECTRUM ANALYTICAL, INC. Contract:

Lab Code: MITKEM Case No.: L2340 Mod. Ref No.: SDG No.: SL2340

Matrix: (SOIL/SED/WATER) WATER Lab Sample ID: L2340-03A

Sample wt/vol: 5.00 (g/mL) ML Lab File ID: V8B5332.D

Level: (TRACE/LOW/MED) LOW Date Received: 11/05/2012

% Moisture: not dec. Date Analyzed: 11/12/2012

GC Column: DB-624 ID: 0.25 (mm) Dilution Factor: 1.0

Soil Extract Volume: (uL) Soil Aliquot Volume: (uL)

Purge Volume: 5.0 (mL)

CAS NO.	COMPOUND	CONCENTRATION: UG/L	Q	MDL	PQL
74-87-3	Chloromethane	5.0	U	0.26	5.0
75-01-4	Vinyl chloride	5.0	U	0.50	5.0
74-83-9	Bromomethane	5.0	U	0.80	5.0
75-00-3	Chloroethane	5.0	U	0.48	5.0
75-69-4	Trichlorofluoromethane	5.0	U	0.54	5.0
75-35-4	1,1-Dichloroethene	5.0	U	0.39	5.0
67-64-1	Acetone	5.0	U	2.2	5.0
75-15-0	Carbon disulfide	5.0	U	0.34	5.0
75-09-2	Methylene chloride	5.0	U	0.41	5.0
156-60-5	trans-1,2-Dichloroethene	5.0	U	0.65	5.0
1634-04-4	Methyl tert-butyl ether	5.0	U	0.24	5.0
75-34-3	1,1-Dichloroethane	5.0	U	0.25	5.0
108-05-4	Vinyl acetate	5.0	U	0.35	5.0
78-93-3	2-Butanone	5.0	U	2.1	5.0
156-59-2	cis-1,2-Dichloroethene	5.0	U	0.48	5.0
67-66-3	Chloroform	5.0	U	0.33	5.0
71-55-6	1,1,1-Trichloroethane	5.0	U	0.50	5.0
56-23-5	Carbon tetrachloride	5.0	U	0.54	5.0
107-06-2	1,2-Dichloroethane	5.0	U	0.41	5.0
71-43-2	Benzene	5.0	U	0.33	5.0
79-01-6	Trichloroethene	3.9	J	0.36	5.0
78-87-5	1,2-Dichloropropane	5.0	U	0.61	5.0
75-27-4	Bromodichloromethane	5.0	U	0.26	5.0
10061-01-5	cis-1,3-Dichloropropene	5.0	U	0.45	5.0
108-10-1	4-Methyl-2-pentanone	5.0	U	0.82	5.0
108-88-3	Toluene	5.0	U	0.32	5.0
10061-02-6	trans-1,3-Dichloropropene	5.0	U	0.48	5.0
79-00-5	1,1,2-Trichloroethane	5.0	U	0.38	5.0
127-18-4	Tetrachloroethene	5.0	UJ	0.65	5.0
591-78-6	2-Hexanone	5.0	U	1.7	5.0
124-48-1	Dibromochloromethane	5.0	U	0.57	5.0
108-90-7	Chlorobenzene	5.0	U	0.26	5.0
100-41-4	Ethylbenzene	5.0	U	0.35	5.0
179601-23-1	m,p-Xylene	5.0	U	0.77	5.0
95-47-6	o-Xylene	5.0	U	0.36	5.0

EL 12/9/12

1B - FORM I VOA-2

VOLATILE ORGANICS ANALYSIS DATA SHEET

EPA SAMPLE NO.

BW-09

Lab Name: SPECTRUM ANALYTICAL, INC. Contract:

Lab Code: MITKEM Case No.: L2340 Mod. Ref No.: SDG No.: SL2340

Matrix: (SOIL/SED/WATER) WATER Lab Sample ID: L2340-03A

Sample wt/vol: 5.00 (g/mL) ML Lab File ID: V8B5332.D

Level: (TRACE/LOW/MED) LOW Date Received: 11/05/2012

% Moisture: not dec. Date Analyzed: 11/12/2012

GC Column: DB-624 ID: 0.25 (mm) Dilution Factor: 1.0

Soil Extract Volume: (uL) Soil Aliquot Volume: (uL)

Purge Volume: 5.0 (mL)

CAS NO.	COMPOUND	CONCENTRATION: UG/L	Q	MDL	PQL
1330-20-7	Xylene (Total)	5.0	U	0.36	5.0
100-42-5	Styrene	5.0	U	0.50	5.0
75-25-2	Bromoform	5.0	UJ	0.77	5.0
98-82-8	Isopropylbenzene	5.0	U	0.38	5.0
79-34-5	1,1,2,2-Tetrachloroethane	5.0	U	0.42	5.0
103-65-1	n-Propylbenzene	5.0	U	0.64	5.0
108-67-8	1,3,5-Trimethylbenzene	5.0	U	0.45	5.0
98-06-6	tert-Butylbenzene	5.0	U	0.37	5.0
95-63-6	1,2,4-Trimethylbenzene	5.0	U	0.40	5.0
135-98-8	sec-Butylbenzene	5.0	U	0.28	5.0
99-87-6	4-Isopropyltoluene	5.0	U	0.46	5.0
541-73-1	1,3-Dichlorobenzene	5.0	U	0.29	5.0
106-46-7	1,4-Dichlorobenzene	5.0	U	0.40	5.0
104-51-8	n-Butylbenzene	5.0	U	0.33	5.0
95-50-1	1,2-Dichlorobenzene	5.0	U	0.33	5.0
91-20-3	Naphthalene	5.0	U	0.80	5.0
110-75-8	2-Chloroethyl vinyl ether	5.0	U	0.24	5.0

EL
12/9/12

1J - FORM I VOA-TIC

VOLATILE ORGANICS ANALYSIS DATA SHEET

TENTATIVELY IDENTIFIED COMPOUNDS

EPA SAMPLE NO.

BW-09

Lab Name: SPECTRUM ANALYTICAL, INC. Contract:

Lab Code: MITKEM Case No.: L2340 Mod. Ref No.: SDG No.: SL2340

Matrix: (SOIL/SED/WATER) WATER Lab Sample ID: L2340-03A

Sample wt/vol: 5.00 (g/mL) ML Lab File ID: V8B5332.D

Level: (TRACE or LOW/MED) LOW Date Received: 11/05/2012

% Moisture: not dec. Date Analyzed: 11/12/2012

GC Column: DB-624 ID: 0.25 (mm) Dilution Factor: 1.0

Soil Extract Volume: (uL) Soil Aliquot Volume: (uL)

CONCENTRATION UNITS: (ug/L or ug/Kg) UG/L Purge Volume: 5.0 (mL)

	CAS NUMBER	COMPOUND NAME	RT	EST. CONC.	Q
01		Unknown	1.751	8.6	J

[1]EPA-designated Registry Number.

EL 12/9/12

1A - FORM I VOA-1

VOLATILE ORGANICS ANALYSIS DATA SHEET

EPA SAMPLE NO.

REC-B-W

Lab Name: SPECTRUM ANALYTICAL, INC. Contract:

Lab Code: MITKEM Case No.: L2340 Mod. Ref No.: SDG No.: SL2340

Matrix: (SOIL/SED/WATER) WATER Lab Sample ID: L2340-04A

Sample wt/vol: 5.00 (g/mL) ML Lab File ID: V8B5333.D

Level: (TRACE/LOW/MED) LOW Date Received: 11/05/2012

% Moisture: not dec. Date Analyzed: 11/13/2012

GC Column: DB-624 ID: 0.25 (mm) Dilution Factor: 1.0

Soil Extract Volume: (uL) Soil Aliquot Volume: (uL)

Purge Volume: 5.0 (mL)

CAS NO.	COMPOUND	CONCENTRATION: UG/L	Q	MDL	PQL
74-87-3	Chloromethane	5.0	U	0.26	5.0
75-01-4	Vinyl chloride	2.6	J	0.50	5.0
74-83-9	Bromomethane	5.0	U	0.80	5.0
75-00-3	Chloroethane	9.9		0.48	5.0
75-69-4	Trichlorofluoromethane	5.0	U	0.54	5.0
75-35-4	1,1-Dichloroethene	5.0	U	0.39	5.0
67-64-1	Acetone	5.0	U	2.2	5.0
75-15-0	Carbon disulfide	5.0	U	0.34	5.0
75-09-2	Methylene chloride	5.0	U	0.41	5.0
156-60-5	trans-1,2-Dichloroethene	5.0	U	0.65	5.0
1634-04-4	Methyl tert-butyl ether	5.0	U	0.24	5.0
75-34-3	1,1-Dichloroethane	5.0	U	0.25	5.0
108-05-4	Vinyl acetate	5.0	U	0.35	5.0
78-93-3	2-Butanone	5.0	U	2.1	5.0
156-59-2	cis-1,2-Dichloroethene	5.0	U	0.48	5.0
67-66-3	Chloroform	5.0	U	0.33	5.0
71-55-6	1,1,1-Trichloroethane	5.0	U	0.50	5.0
56-23-5	Carbon tetrachloride	5.0	U	0.54	5.0
107-06-2	1,2-Dichloroethane	5.0	U	0.41	5.0
71-43-2	Benzene	5.0	U	0.33	5.0
79-01-6	Trichloroethene	5.0	U	0.36	5.0
78-87-5	1,2-Dichloropropane	5.0	U	0.61	5.0
75-27-4	Bromodichloromethane	5.0	U	0.26	5.0
10061-01-5	cis-1,3-Dichloropropene	5.0	U	0.45	5.0
108-10-1	4-Methyl-2-pentanone	5.0	U	0.82	5.0
108-88-3	Toluene	5.0	U	0.32	5.0
10061-02-6	trans-1,3-Dichloropropene	5.0	U	0.48	5.0
79-00-5	1,1,2-Trichloroethane	5.0	U	0.38	5.0
127-18-4	Tetrachloroethene	5.0	UJ	0.65	5.0
591-78-6	2-Hexanone	5.0	U	1.7	5.0
124-48-1	Dibromochloromethane	5.0	U	0.57	5.0
108-90-7	Chlorobenzene	5.0	U	0.26	5.0
100-41-4	Ethylbenzene	5.0	U	0.35	5.0
179601-23-1	m,p-Xylene	5.0	U	0.77	5.0
95-47-6	o-Xylene	5.0	U	0.36	5.0

EL 12/9/12

1B - FORM I VOA-2

VOLATILE ORGANICS ANALYSIS DATA SHEET

EPA SAMPLE NO.

REC-B-W

Lab Name: SPECTRUM ANALYTICAL, INC. Contract:

Lab Code: MITKEM Case No.: L2340 Mod. Ref No.: SDG No.: SL2340

Matrix: (SOIL/SED/WATER) WATER Lab Sample ID: L2340-04A

Sample wt/vol: 5.00 (g/mL) ML Lab File ID: V8B5333.D

Level: (TRACE/LOW/MED) LOW Date Received: 11/05/2012

% Moisture: not dec. Date Analyzed: 11/13/2012

GC Column: DB-624 ID: 0.25 (mm) Dilution Factor: 1.0

Soil Extract Volume: (uL) Soil Aliquot Volume: (uL)

Purge Volume: 5.0 (mL)

CAS NO.	COMPOUND	CONCENTRATION: UG/L	Q	MDL	PQL
1330-20-7	Xylene (Total)	5.0	U	0.36	5.0
100-42-5	Styrene	5.0	U	0.50	5.0
75-25-2	Bromoform	5.0	UJ	0.77	5.0
98-82-8	Isopropylbenzene	5.0	U	0.38	5.0
79-34-5	1,1,2,2-Tetrachloroethane	5.0	U	0.42	5.0
103-65-1	n-Propylbenzene	5.0	U	0.64	5.0
108-67-8	1,3,5-Trimethylbenzene	5.0	U	0.45	5.0
98-06-6	tert-Butylbenzene	5.0	U	0.37	5.0
95-63-6	1,2,4-Trimethylbenzene	5.0	U	0.40	5.0
135-98-8	sec-Butylbenzene	5.0	U	0.28	5.0
99-87-6	4-Isopropyltoluene	5.0	U	0.46	5.0
541-73-1	1,3-Dichlorobenzene	5.0	U	0.29	5.0
106-46-7	1,4-Dichlorobenzene	5.0	U	0.40	5.0
104-51-8	n-Butylbenzene	5.0	U	0.33	5.0
95-50-1	1,2-Dichlorobenzene	5.0	U	0.33	5.0
91-20-3	Naphthalene	5.0	U	0.80	5.0
110-75-8	2-Chloroethyl vinyl ether	5.0	U	0.24	5.0

EL
12/9/12

1J - FORM I VOA-TIC

VOLATILE ORGANICS ANALYSIS DATA SHEET

TENTATIVELY IDENTIFIED COMPOUNDS

EPA SAMPLE NO.

REC-B-W

Lab Name: SPECTRUM ANALYTICAL, INC. Contract:

Lab Code: MITKEM Case No.: L2340 Mod. Ref No.: SDG No.: SL2340

Matrix: (SOIL/SED/WATER) WATER Lab Sample ID: L2340-04A

Sample wt/vol: 5.00 (g/mL) ML Lab File ID: V8B5333.D

Level: (TRACE or LOW/MED) LOW Date Received: 11/05/2012

% Moisture: not dec. Date Analyzed: 11/13/2012

GC Column: DB-624 ID: 0.25 (mm) Dilution Factor: 1.0

Soil Extract Volume: (uL) Soil Aliquot Volume: (uL)

CONCENTRATION UNITS: (ug/L or ug/Kg) UG/L Purge Volume: 5.0 (mL)

	CAS NUMBER	COMPOUND NAME	RT	EST. CONC.	Q
01	7446-09-5	Sulfur dioxide	1.754	9.6	NJ
02	556-67-2	Cyclotetrasiloxane, octameth	9.796	6.3	NJ

[1]EPA-designated Registry Number.

EL
12/9/12

1A - FORM I VOA-1

VOLATILE ORGANICS ANALYSIS DATA SHEET

EPA SAMPLE NO.

MW-10

Lab Name: SPECTRUM ANALYTICAL, INC. Contract:

Lab Code: MITKEM Case No.: L2340 Mod. Ref No.: SDG No.: SL2340

Matrix: (SOIL/SED/WATER) WATER Lab Sample ID: L2340-05A

Sample wt/vol: 5.00 (g/mL) ML Lab File ID: V8B5294.D

Level: (TRACE/LOW/MED) LOW Date Received: 11/05/2012

% Moisture: not dec. Date Analyzed: 11/10/2012

GC Column: DB-624 ID: 0.25 (mm) Dilution Factor: 1.0

Soil Extract Volume: (uL) Soil Aliquot Volume: (uL)

Purge Volume: 5.0 (mL)

CAS NO.	COMPOUND	CONCENTRATION: UG/L	Q	MDL	PQL
74-87-3	Chloromethane	5.0	U	0.26	5.0
75-01-4	Vinyl chloride	5.0	U	0.50	5.0
74-83-9	Bromomethane	5.0	U	0.80	5.0
75-00-3	Chloroethane	5.0	U	0.48	5.0
75-69-4	Trichlorofluoromethane	5.0	U	0.54	5.0
75-35-4	1,1-Dichloroethene	5.0	U	0.39	5.0
67-64-1	Acetone	5.0	U	2.2	5.0
75-15-0	Carbon disulfide	5.0	U	0.34	5.0
75-09-2	Methylene chloride	5.0	U	0.41	5.0
156-60-5	trans-1,2-Dichloroethene	5.0	U	0.65	5.0
1634-04-4	Methyl tert-butyl ether	5.0	U	0.24	5.0
75-34-3	1,1-Dichloroethane	5.0	U	0.25	5.0
108-05-4	Vinyl acetate	5.0	U	0.35	5.0
78-93-3	2-Butanone	5.0	U	2.1	5.0
156-59-2	cis-1,2-Dichloroethene	5.0	U	0.48	5.0
67-66-3	Chloroform	5.0	U	0.33	5.0
71-55-6	1,1,1-Trichloroethane	5.0	U	0.50	5.0
56-23-5	Carbon tetrachloride	5.0	U	0.54	5.0
107-06-2	1,2-Dichloroethane	5.0	U	0.41	5.0
71-43-2	Benzene	5.0	U	0.33	5.0
79-01-6	Trichloroethene	4.3	J	0.36	5.0
78-87-5	1,2-Dichloropropane	5.0	U	0.61	5.0
75-27-4	Bromodichloromethane	5.0	U	0.26	5.0
10061-01-5	cis-1,3-Dichloropropene	5.0	U	0.45	5.0
108-10-1	4-Methyl-2-pentanone	5.0	U	0.82	5.0
108-88-3	Toluene	5.0	U	0.32	5.0
10061-02-6	trans-1,3-Dichloropropene	5.0	U	0.48	5.0
79-00-5	1,1,2-Trichloroethane	5.0	U	0.38	5.0
127-18-4	Tetrachloroethene	5.0	U	0.65	5.0
591-78-6	2-Hexanone	5.0	U	1.7	5.0
124-48-1	Dibromochloromethane	5.0	U	0.57	5.0
108-90-7	Chlorobenzene	5.0	U	0.26	5.0
100-41-4	Ethylbenzene	5.0	U	0.35	5.0
179601-23-1	m,p-Xylene	5.0	U	0.77	5.0
95-47-6	o-Xylene	5.0	U	0.36	5.0

EL 12/9/12

1B - FORM I VOA-2

VOLATILE ORGANICS ANALYSIS DATA SHEET

EPA SAMPLE NO.

MW-10

Lab Name: SPECTRUM ANALYTICAL, INC. Contract:

Lab Code: MITKEM Case No.: L2340 Mod. Ref No.: SDG No.: SL2340

Matrix: (SOIL/SED/WATER) WATER Lab Sample ID: L2340-05A

Sample wt/vol: 5.00 (g/mL) ML Lab File ID: V8B5294.D

Level: (TRACE/LOW/MED) LOW Date Received: 11/05/2012

% Moisture: not dec. Date Analyzed: 11/10/2012

GC Column: DB-624 ID: 0.25 (mm) Dilution Factor: 1.0

Soil Extract Volume: (uL) Soil Aliquot Volume: (uL)

Purge Volume: 5.0 (mL)

CAS NO.	COMPOUND	CONCENTRATION: UG/L	Q	MDL	PQL
1330-20-7	Xylene (Total)	5.0	U	0.36	5.0
100-42-5	Styrene	5.0	U	0.50	5.0
75-25-2	Bromoform	5.0	U	0.77	5.0
98-82-8	Isopropylbenzene	5.0	U	0.38	5.0
79-34-5	1,1,2,2-Tetrachloroethane	5.0	U	0.42	5.0
103-65-1	n-Propylbenzene	5.0	U	0.64	5.0
108-67-8	1,3,5-Trimethylbenzene	5.0	U	0.45	5.0
98-06-6	tert-Butylbenzene	5.0	U	0.37	5.0
95-63-6	1,2,4-Trimethylbenzene	5.0	U	0.40	5.0
135-98-8	sec-Butylbenzene	5.0	U	0.28	5.0
99-87-6	4-Isopropyltoluene	5.0	U	0.46	5.0
541-73-1	1,3-Dichlorobenzene	5.0	U	0.29	5.0
106-46-7	1,4-Dichlorobenzene	5.0	U	0.40	5.0
104-51-8	n-Butylbenzene	5.0	U	0.33	5.0
95-50-1	1,2-Dichlorobenzene	5.0	U	0.33	5.0
91-20-3	Naphthalene	5.0	U	0.80	5.0
110-75-8	2-Chloroethyl vinyl ether	5.0	U	0.24	5.0

EL
12/9/12

1J - FORM I VOA-TIC

VOLATILE ORGANICS ANALYSIS DATA SHEET

TENTATIVELY IDENTIFIED COMPOUNDS

EPA SAMPLE NO.

MW-10

Lab Name: SPECTRUM ANALYTICAL, INC. Contract:

Lab Code: MITKEM Case No.: L2340 Mod. Ref No.: SDG No.: SL2340

Matrix: (SOIL/SED/WATER) WATER Lab Sample ID: L2340-05A

Sample wt/vol: 5.00 (g/mL) ML Lab File ID: V8B5294.D

Level: (TRACE or LOW/MED) LOW Date Received: 11/05/2012

% Moisture: not dec. Date Analyzed: 11/10/2012

GC Column: DB-624 ID: 0.25 (mm) Dilution Factor: 1.0

Soil Extract Volume: (uL) Soil Aliquot Volume: (uL)

CONCENTRATION UNITS: (ug/L or ug/Kg) UG/L Purge Volume: 5.0 (mL)

CAS NUMBER	COMPOUND NAME	RT	EST. CONC.	Q

[1]EPA-designated Registry Number.

EC
12/9/12

1A - FORM I VOA-1

VOLATILE ORGANICS ANALYSIS DATA SHEET

EPA SAMPLE NO.

BW-13

Lab Name: SPECTRUM ANALYTICAL, INC. Contract:

Lab Code: MITKEM Case No.: L2340 Mod. Ref No.: SDG No.: SL2340

Matrix: (SOIL/SED/WATER) WATER Lab Sample ID: L2340-06A

Sample wt/vol: 5.00 (g/mL) ML Lab File ID: V8B5295.D

Level: (TRACE/LOW/MED) LOW Date Received: 11/05/2012

% Moisture: not dec. Date Analyzed: 11/10/2012

GC Column: DB-624 ID: 0.25 (mm) Dilution Factor: 1.0

Soil Extract Volume: (uL) Soil Aliquot Volume: (uL)

Purge Volume: 5.0 (mL)

CAS NO.	COMPOUND	CONCENTRATION: UG/L	Q	MDL	PQL
74-87-3	Chloromethane	5.0	U	0.26	5.0
75-01-4	Vinyl chloride	5.0	U	0.50	5.0
74-83-9	Bromomethane	5.0	U	0.80	5.0
75-00-3	Chloroethane	5.0	U	0.48	5.0
75-69-4	Trichlorofluoromethane	5.0	U	0.54	5.0
75-35-4	1,1-Dichloroethene	5.0	U	0.39	5.0
67-64-1	Acetone	11		2.2	5.0
75-15-0	Carbon disulfide	8.0		0.34	5.0
75-09-2	Methylene chloride	5.0	U	0.41	5.0
156-60-5	trans-1,2-Dichloroethene	5.0	U	0.65	5.0
1634-04-4	Methyl tert-butyl ether	5.0	U	0.24	5.0
75-34-3	1,1-Dichloroethane	5.0	U	0.25	5.0
108-05-4	Vinyl acetate	5.0	U	0.35	5.0
78-93-3	2-Butanone	5.0	U	2.1	5.0
156-59-2	cis-1,2-Dichloroethene	5.0	U	0.48	5.0
67-66-3	Chloroform	4.4	J	0.33	5.0
71-55-6	1,1,1-Trichloroethane	5.0	U	0.50	5.0
56-23-5	Carbon tetrachloride	5.0	U	0.54	5.0
107-06-2	1,2-Dichloroethane	5.0	U	0.41	5.0
71-43-2	Benzene	5.0	U	0.33	5.0
79-01-6	Trichloroethene	3.3	J	0.36	5.0
78-87-5	1,2-Dichloropropane	5.0	U	0.61	5.0
75-27-4	Bromodichloromethane	5.0	U	0.26	5.0
10061-01-5	cis-1,3-Dichloropropene	5.0	U	0.45	5.0
108-10-1	4-Methyl-2-pentanone	5.0	U	0.82	5.0
108-88-3	Toluene	5.0	U	0.32	5.0
10061-02-6	trans-1,3-Dichloropropene	5.0	U	0.48	5.0
79-00-5	1,1,2-Trichloroethane	5.0	U	0.38	5.0
127-18-4	Tetrachloroethene	5.0	U	0.65	5.0
591-78-6	2-Hexanone	5.0	U	1.7	5.0
124-48-1	Dibromochloromethane	5.0	U	0.57	5.0
108-90-7	Chlorobenzene	5.0	U	0.26	5.0
100-41-4	Ethylbenzene	1.4	J	0.35	5.0
179601-23-1	m,p-Xylene	3.8	J	0.77	5.0
95-47-6	o-Xylene	1.2	J	0.36	5.0

EL 12/9/12

1B - FORM I VOA-2

VOLATILE ORGANICS ANALYSIS DATA SHEET

EPA SAMPLE NO.

BW-13

Lab Name: SPECTRUM ANALYTICAL, INC. Contract:

Lab Code: MITKEM Case No.: L2340 Mod. Ref No.: SDG No.: SL2340

Matrix: (SOIL/SED/WATER) WATER Lab Sample ID: L2340-06A

Sample wt/vol: 5.00 (g/mL) ML Lab File ID: V8B5295.D

Level: (TRACE/LOW/MED) LOW Date Received: 11/05/2012

% Moisture: not dec. Date Analyzed: 11/10/2012

GC Column: DB-624 ID: 0.25 (mm) Dilution Factor: 1.0

Soil Extract Volume: (uL) Soil Aliquot Volume: (uL)

Purge Volume: 5.0 (mL)

CAS NO.	COMPOUND	CONCENTRATION: UG/L	Q	MDL	PQL
1330-20-7	Xylene (Total)	5.0		0.36	5.0
100-42-5	Styrene	5.0	U	0.50	5.0
75-25-2	Bromoform	5.0	U	0.77	5.0
98-82-8	Isopropylbenzene	5.0	U	0.38	5.0
79-34-5	1,1,2,2-Tetrachloroethane	5.0	U	0.42	5.0
103-65-1	n-Propylbenzene	5.0	U	0.64	5.0
108-67-8	1,3,5-Trimethylbenzene	5.0	U	0.45	5.0
98-06-6	tert-Butylbenzene	5.0	U	0.37	5.0
95-63-6	1,2,4-Trimethylbenzene	1.1	J	0.40	5.0
135-98-8	sec-Butylbenzene	5.0	U	0.28	5.0
99-87-6	4-Isopropyltoluene	5.0	U	0.46	5.0
541-73-1	1,3-Dichlorobenzene	5.0	U	0.29	5.0
106-46-7	1,4-Dichlorobenzene	5.0	U	0.40	5.0
104-51-8	n-Butylbenzene	5.0	U	0.33	5.0
95-50-1	1,2-Dichlorobenzene	5.0	U	0.33	5.0
91-20-3	Naphthalene	5.0	U	0.80	5.0
110-75-8	2-Chloroethyl vinyl ether	5.0	U	0.24	5.0

EL 12/9/12

1J - FORM I VOA-TIC

VOLATILE ORGANICS ANALYSIS DATA SHEET

TENTATIVELY IDENTIFIED COMPOUNDS

EPA SAMPLE NO.

BW-13

Lab Name: SPECTRUM ANALYTICAL, INC. Contract:

Lab Code: MITKEM Case No.: L2340 Mod. Ref No.: SDG No.: SL2340

Matrix: (SOIL/SED/WATER) WATER Lab Sample ID: L2340-06A

Sample wt/vol: 5.00 (g/mL) ML Lab File ID: V8B5295.D

Level: (TRACE or LOW/MED) LOW Date Received: 11/05/2012

% Moisture: not dec. Date Analyzed: 11/10/2012

GC Column: DB-624 ID: 0.25 (mm) Dilution Factor: 1.0

Soil Extract Volume: (uL) Soil Aliquot Volume: (uL)

CONCENTRATION UNITS: (ug/L or ug/Kg) UG/L Purge Volume: 5.0 (mL)

	CAS NUMBER	COMPOUND NAME	RT	EST. CONC.	Q
01		Unknown (2.35533)	2.355	180	J
02		Unknown (2.57397)	2.574	7.1	J
03	79-29-8	Butane, 2,3-dimethyl-	3.297	9.6	NJ
04	109-67-1	1-Pentene	3.371	8.6	NJ
05	96-14-0	Pentane, 3-methyl-	3.519	13	NJ
06	96-37-7	Cyclopentane, methyl-	4.246	17	NJ
07	110-82-7	Cyclohexane	4.809	38	NJ
08	4914-91-4	2-Pentene, 3,4-dimethyl-, (Z	5.821	18	NJ

[1]EPA-designated Registry Number.

EL
12/9/12

1A - FORM I VOA-1

VOLATILE ORGANICS ANALYSIS DATA SHEET

EPA SAMPLE NO.

MW-11

Lab Name: SPECTRUM ANALYTICAL, INC. Contract:

Lab Code: MITKEM Case No.: L2340 Mod. Ref No.: SDG No.: SL2340

Matrix: (SOIL/SED/WATER) WATER Lab Sample ID: L2340-07A

Sample wt/vol: 5.00 (g/mL) ML Lab File ID: V8B5296.D

Level: (TRACE/LOW/MED) LOW Date Received: 11/05/2012

% Moisture: not dec. Date Analyzed: 11/10/2012

GC Column: DB-624 ID: 0.25 (mm) Dilution Factor: 1.0

Soil Extract Volume: (uL) Soil Aliquot Volume: (uL)

Purge Volume: 5.0 (mL)

CAS NO.	COMPOUND	CONCENTRATION: UG/L	Q	MDL	PQL
74-87-3	Chloromethane	5.0	U	0.26	5.0
75-01-4	Vinyl chloride	5.0	U	0.50	5.0
74-83-9	Bromomethane	5.0	U	0.80	5.0
75-00-3	Chloroethane	5.0	U	0.48	5.0
75-69-4	Trichlorofluoromethane	5.0	U	0.54	5.0
75-35-4	1,1-Dichloroethene	5.0	U	0.39	5.0
67-64-1	Acetone	12		2.2	5.0
75-15-0	Carbon disulfide	1.7	J	0.34	5.0
75-09-2	Methylene chloride	5.0	U	0.41	5.0
156-60-5	trans-1,2-Dichloroethene	5.0	U	0.65	5.0
1634-04-4	Methyl tert-butyl ether	5.0	U	0.24	5.0
75-34-3	1,1-Dichloroethane	5.0	U	0.25	5.0
108-05-4	Vinyl acetate	5.0	U	0.35	5.0
78-93-3	2-Butanone	2.5	J	2.1	5.0
156-59-2	cis-1,2-Dichloroethene	5.0	U	0.48	5.0
67-66-3	Chloroform	1.3	J	0.33	5.0
71-55-6	1,1,1-Trichloroethane	5.0	U	0.50	5.0
56-23-5	Carbon tetrachloride	5.0	U	0.54	5.0
107-06-2	1,2-Dichloroethane	5.0	U	0.41	5.0
71-43-2	Benzene	5.0	U	0.33	5.0
79-01-6	Trichloroethene	2.9	J	0.36	5.0
78-87-5	1,2-Dichloropropane	5.0	U	0.61	5.0
75-27-4	Bromodichloromethane	5.0	U	0.26	5.0
10061-01-5	cis-1,3-Dichloropropene	5.0	U	0.45	5.0
108-10-1	4-Methyl-2-pentanone	5.0	U	0.82	5.0
108-88-3	Toluene	5.0	U	0.32	5.0
10061-02-6	trans-1,3-Dichloropropene	5.0	U	0.48	5.0
79-00-5	1,1,2-Trichloroethane	5.0	U	0.38	5.0
127-18-4	Tetrachloroethene	5.0	U	0.65	5.0
591-78-6	2-Hexanone	5.0	U	1.7	5.0
124-48-1	Dibromochloromethane	5.0	U	0.57	5.0
108-90-7	Chlorobenzene	5.0	U	0.26	5.0
100-41-4	Ethylbenzene	5.0	U	0.35	5.0
179601-23-1	m,p-Xylene	5.0	U	0.77	5.0
95-47-6	o-Xylene	5.0	U	0.36	5.0

EL 12/9/12

1B - FORM I VOA-2

VOLATILE ORGANICS ANALYSIS DATA SHEET

EPA SAMPLE NO.

MW-11

Lab Name: SPECTRUM ANALYTICAL, INC. Contract:

Lab Code: MITKEM Case No.: L2340 Mod. Ref No.: SDG No.: SL2340

Matrix: (SOIL/SED/WATER) WATER Lab Sample ID: L2340-07A

Sample wt/vol: 5.00 (g/mL) ML Lab File ID: V8B5296.D

Level: (TRACE/LOW/MED) LOW Date Received: 11/05/2012

% Moisture: not dec. Date Analyzed: 11/10/2012

GC Column: DB-624 ID: 0.25 (mm) Dilution Factor: 1.0

Soil Extract Volume: (uL) Soil Aliquot Volume: (uL)

Purge Volume: 5.0 (mL)

CAS NO.	COMPOUND	CONCENTRATION: UG/L	Q	MDL	PQL
1330-20-7	Xylene (Total)	5.0	U	0.36	5.0
100-42-5	Styrene	5.0	U	0.50	5.0
75-25-2	Bromoform	5.0	U	0.77	5.0
98-82-8	Isopropylbenzene	5.0	U	0.38	5.0
79-34-5	1,1,2,2-Tetrachloroethane	5.0	U	0.42	5.0
103-65-1	n-Propylbenzene	5.0	U	0.64	5.0
108-67-8	1,3,5-Trimethylbenzene	5.0	U	0.45	5.0
98-06-6	tert-Butylbenzene	5.0	U	0.37	5.0
95-63-6	1,2,4-Trimethylbenzene	5.0	U	0.40	5.0
135-98-8	sec-Butylbenzene	5.0	U	0.28	5.0
99-87-6	4-Isopropyltoluene	5.0	U	0.46	5.0
541-73-1	1,3-Dichlorobenzene	5.0	U	0.29	5.0
106-46-7	1,4-Dichlorobenzene	5.0	U	0.40	5.0
104-51-8	n-Butylbenzene	5.0	U	0.33	5.0
95-50-1	1,2-Dichlorobenzene	5.0	U	0.33	5.0
91-20-3	Naphthalene	5.0	U	0.80	5.0
110-75-8	2-Chloroethyl vinyl ether	5.0	U	0.24	5.0

EL 12/9/12

1J - FORM I VOA-TIC

VOLATILE ORGANICS ANALYSIS DATA SHEET

TENTATIVELY IDENTIFIED COMPOUNDS

EPA SAMPLE NO.

MW-11

Lab Name: SPECTRUM ANALYTICAL, INC. Contract:

Lab Code: MITKEM Case No.: L2340 Mod. Ref No.: SDG No.: SL2340

Matrix: (SOIL/SED/WATER) WATER Lab Sample ID: L2340-07A

Sample wt/vol: 5.00 (g/mL) ML Lab File ID: V8B5296.D

Level: (TRACE or LOW/MED) LOW Date Received: 11/05/2012

% Moisture: not dec. Date Analyzed: 11/10/2012

GC Column: DB-624 ID: 0.25 (mm) Dilution Factor: 1.0

Soil Extract Volume: (uL) Soil Aliquot Volume: (uL)

CONCENTRATION UNITS: (ug/L or ug/Kg) UG/L Purge Volume: 5.0 (mL)

	CAS NUMBER	COMPOUND NAME	RT	EST. CONC.	Q
01	7446-09-5	Sulfur dioxide	1.748	9.6	NJ

[1]EPA-designated Registry Number.

EL
12/9/12

1A - FORM I VOA-1

VOLATILE ORGANICS ANALYSIS DATA SHEET

EPA SAMPLE NO.

MW-09

Lab Name: SPECTRUM ANALYTICAL, INC. Contract:

Lab Code: MITKEM Case No.: L2340 Mod. Ref No.: SDG No.: SL2340

Matrix: (SOIL/SED/WATER) WATER Lab Sample ID: L2340-08A

Sample wt/vol: 5.00 (g/mL) ML Lab File ID: V8B5297.D

Level: (TRACE/LOW/MED) LOW Date Received: 11/05/2012

% Moisture: not dec. Date Analyzed: 11/10/2012

GC Column: DB-624 ID: 0.25 (mm) Dilution Factor: 1.0

Soil Extract Volume: (uL) Soil Aliquot Volume: (uL)

Purge Volume: 5.0 (mL)

CAS NO.	COMPOUND	CONCENTRATION: UG/L	Q	MDL	PQL
74-87-3	Chloromethane	5.0	U	0.26	5.0
75-01-4	Vinyl chloride	5.0	U	0.50	5.0
74-83-9	Bromomethane	5.0	U	0.80	5.0
75-00-3	Chloroethane	5.0	U	0.48	5.0
75-69-4	Trichlorofluoromethane	5.0	U	0.54	5.0
75-35-4	1,1-Dichloroethene	5.0	U	0.39	5.0
67-64-1	Acetone	5.0	U	2.2	5.0
75-15-0	Carbon disulfide	1.1	J	0.34	5.0
75-09-2	Methylene chloride	5.0	U	0.41	5.0
156-60-5	trans-1,2-Dichloroethene	5.0	U	0.65	5.0
1634-04-4	Methyl tert-butyl ether	5.0	U	0.24	5.0
75-34-3	1,1-Dichloroethane	5.0	U	0.25	5.0
108-05-4	Vinyl acetate	5.0	U	0.35	5.0
78-93-3	2-Butanone	5.0	U	2.1	5.0
156-59-2	cis-1,2-Dichloroethene	5.0	U	0.48	5.0
67-66-3	Chloroform	5.0	U	0.33	5.0
71-55-6	1,1,1-Trichloroethane	5.0	U	0.50	5.0
56-23-5	Carbon tetrachloride	5.0	U	0.54	5.0
107-06-2	1,2-Dichloroethane	5.0	U	0.41	5.0
71-43-2	Benzene	5.0	U	0.33	5.0
79-01-6	Trichloroethene	1.8	J	0.36	5.0
78-87-5	1,2-Dichloropropane	5.0	U	0.61	5.0
75-27-4	Bromodichloromethane	5.0	U	0.26	5.0
10061-01-5	cis-1,3-Dichloropropene	5.0	U	0.45	5.0
108-10-1	4-Methyl-2-pentanone	5.0	U	0.82	5.0
108-88-3	Toluene	5.0	U	0.32	5.0
10061-02-6	trans-1,3-Dichloropropene	5.0	U	0.48	5.0
79-00-5	1,1,2-Trichloroethane	5.0	U	0.38	5.0
127-18-4	Tetrachloroethene	5.0	U	0.65	5.0
591-78-6	2-Hexanone	5.0	U	1.7	5.0
124-48-1	Dibromochloromethane	5.0	U	0.57	5.0
108-90-7	Chlorobenzene	5.0	U	0.26	5.0
100-41-4	Ethylbenzene	5.0	U	0.35	5.0
179601-23-1	m,p-Xylene	5.0	U	0.77	5.0
95-47-6	o-Xylene	5.0	U	0.36	5.0

EL 12/9/12

1B - FORM I VOA-2

VOLATILE ORGANICS ANALYSIS DATA SHEET

EPA SAMPLE NO.

MW-09

Lab Name: SPECTRUM ANALYTICAL, INC. Contract:

Lab Code: MITKEM Case No.: L2340 Mod. Ref No.: SDG No.: SL2340

Matrix: (SOIL/SED/WATER) WATER Lab Sample ID: L2340-08A

Sample wt/vol: 5.00 (g/mL) ML Lab File ID: V8B5297.D

Level: (TRACE/LOW/MED) LOW Date Received: 11/05/2012

% Moisture: not dec. Date Analyzed: 11/10/2012

GC Column: DB-624 ID: 0.25 (mm) Dilution Factor: 1.0

Soil Extract Volume: (uL) Soil Aliquot Volume: (uL)

Purge Volume: 5.0 (mL)

CAS NO.	COMPOUND	CONCENTRATION: UG/L	Q	MDL	PQL
1330-20-7	Xylene (Total)	5.0	U	0.36	5.0
100-42-5	Styrene	5.0	U	0.50	5.0
75-25-2	Bromoform	5.0	U	0.77	5.0
98-82-8	Isopropylbenzene	5.0	U	0.38	5.0
79-34-5	1,1,2,2-Tetrachloroethane	5.0	U	0.42	5.0
103-65-1	n-Propylbenzene	5.0	U	0.64	5.0
108-67-8	1,3,5-Trimethylbenzene	5.0	U	0.45	5.0
98-06-6	tert-Butylbenzene	5.0	U	0.37	5.0
95-63-6	1,2,4-Trimethylbenzene	5.0	U	0.40	5.0
135-98-8	sec-Butylbenzene	5.0	U	0.28	5.0
99-87-6	4-Isopropyltoluene	5.0	U	0.46	5.0
541-73-1	1,3-Dichlorobenzene	5.0	U	0.29	5.0
106-46-7	1,4-Dichlorobenzene	5.0	U	0.40	5.0
104-51-8	n-Butylbenzene	5.0	U	0.33	5.0
95-50-1	1,2-Dichlorobenzene	5.0	U	0.33	5.0
91-20-3	Naphthalene	5.0	U	0.80	5.0
110-75-8	2-Chloroethyl vinyl ether	5.0	U	0.24	5.0

EL
12/9/12

1J - FORM I VOA-TIC

VOLATILE ORGANICS ANALYSIS DATA SHEET

TENTATIVELY IDENTIFIED COMPOUNDS

EPA SAMPLE NO.

MW-09

Lab Name: SPECTRUM ANALYTICAL, INC. Contract:

Lab Code: MITKEM Case No.: L2340 Mod. Ref No.: SDG No.: SL2340

Matrix: (SOIL/SED/WATER) WATER Lab Sample ID: L2340-08A

Sample wt/vol: 5.00 (g/mL) ML Lab File ID: V8B5297.D

Level: (TRACE or LOW/MED) LOW Date Received: 11/05/2012

% Moisture: not dec. Date Analyzed: 11/10/2012

GC Column: DB-624 ID: 0.25 (mm) Dilution Factor: 1.0

Soil Extract Volume: (uL) Soil Aliquot Volume: (uL)

CONCENTRATION UNITS: (ug/L or ug/Kg) UG/L Purge Volume: 5.0 (mL)

CAS NUMBER	COMPOUND NAME	RT	EST. CONC.	Q

[1]EPA-designated Registry Number.

EL 12/9/12

1A - FORM I VOA-1

VOLATILE ORGANICS ANALYSIS DATA SHEET

EPA SAMPLE NO.

BW-5

Lab Name: SPECTRUM ANALYTICAL, INC. Contract:

Lab Code: MITKEM Case No.: L2340 Mod. Ref No.: SDG No.: SL2340

Matrix: (SOIL/SED/WATER) WATER Lab Sample ID: L2340-09A

Sample wt/vol: 5.00 (g/mL) ML Lab File ID: V8B5298.D

Level: (TRACE/LOW/MED) LOW Date Received: 11/05/2012

% Moisture: not dec. Date Analyzed: 11/10/2012

GC Column: DB-624 ID: 0.25 (mm) Dilution Factor: 1.0

Soil Extract Volume: (uL) Soil Aliquot Volume: (uL)

Purge Volume: 5.0 (mL)

CAS NO.	COMPOUND	CONCENTRATION: UG/L	Q	MDL	PQL
74-87-3	Chloromethane	5.0	U	0.26	5.0
75-01-4	Vinyl chloride	950	E	0.50	5.0
74-83-9	Bromomethane	5.0	U	0.80	5.0
75-00-3	Chloroethane	5.0	U	0.48	5.0
75-69-4	Trichlorofluoromethane	5.0	U	0.54	5.0
75-35-4	1,1-Dichloroethene	40		0.39	5.0
67-64-1	Acetone	5.0	U	2.2	5.0
75-15-0	Carbon disulfide	1.0	J	0.34	5.0
75-09-2	Methylene chloride	5.0	U	0.41	5.0
156-60-5	trans-1,2-Dichloroethene	51		0.65	5.0
1634-04-4	Methyl tert-butyl ether	5.0	U	0.24	5.0
75-34-3	1,1-Dichloroethane	2.4	J	0.25	5.0
108-05-4	Vinyl acetate	5.0	U	0.35	5.0
78-93-3	2-Butanone	5.0	U	2.1	5.0
156-59-2	cis-1,2-Dichloroethene	2300	E	0.48	5.0
67-66-3	Chloroform	5.0	U	0.33	5.0
71-55-6	1,1,1-Trichloroethane	5.0	U	0.50	5.0
56-23-5	Carbon tetrachloride	5.0	U	0.54	5.0
107-06-2	1,2-Dichloroethane	5.0	U	0.41	5.0
71-43-2	Benzene	1.8	J	0.33	5.0
79-01-6	Trichloroethene	850	E	0.36	5.0
78-87-5	1,2-Dichloropropane	5.0	U	0.61	5.0
75-27-4	Bromodichloromethane	5.0	U	0.26	5.0
10061-01-5	cis-1,3-Dichloropropene	5.0	U	0.45	5.0
108-10-1	4-Methyl-2-pentanone	5.0	U	0.82	5.0
108-88-3	Toluene	5.0	U	0.32	5.0
10061-02-6	trans-1,3-Dichloropropene	5.0	U	0.48	5.0
79-00-5	1,1,2-Trichloroethane	5.0	U	0.38	5.0
127-18-4	Tetrachloroethene	5.0	U	0.65	5.0
591-78-6	2-Hexanone	5.0	U	1.7	5.0
124-48-1	Dibromochloromethane	5.0	U	0.57	5.0
108-90-7	Chlorobenzene	5.0	U	0.26	5.0
100-41-4	Ethylbenzene	2.4	J	0.35	5.0
179601-23-1	m,p-Xylene	2.7	J	0.77	5.0
95-47-6	o-Xylene	2.6	J	0.36	5.0

EL 12/9/12

1B - FORM I VOA-2

VOLATILE ORGANICS ANALYSIS DATA SHEET

EPA SAMPLE NO.

BW-5

Lab Name: SPECTRUM ANALYTICAL, INC. Contract:

Lab Code: MITKEM Case No.: L2340 Mod. Ref No.: SDG No.: SL2340

Matrix: (SOIL/SED/WATER) WATER Lab Sample ID: L2340-09A

Sample wt/vol: 5.00 (g/mL) ML Lab File ID: V8B5298.D

Level: (TRACE/LOW/MED) LOW Date Received: 11/05/2012

% Moisture: not dec. Date Analyzed: 11/10/2012

GC Column: DB-624 ID: 0.25 (mm) Dilution Factor: 1.0

Soil Extract Volume: (uL) Soil Aliquot Volume: (uL)

Purge Volume: 5.0 (mL)

CAS NO.	COMPOUND	CONCENTRATION: UG/L	Q	MDL	PQL
1330-20-7	Xylene (Total)	5.2		0.36	5.0
100-42-5	Styrene	5.0	U	0.50	5.0
75-25-2	Bromoform	5.0	U	0.77	5.0
98-82-8	Isopropylbenzene	1.0	J	0.38	5.0
79-34-5	1,1,2,2-Tetrachloroethane	5.0	U	0.42	5.0
103-65-1	n-Propylbenzene	5.0	U	0.64	5.0
108-67-8	1,3,5-Trimethylbenzene	5.0	U	0.45	5.0
98-06-6	tert-Butylbenzene	5.0	U	0.37	5.0
95-63-6	1,2,4-Trimethylbenzene	5.0	U	0.40	5.0
135-98-8	sec-Butylbenzene	5.0	U	0.28	5.0
99-87-6	4-Isopropyltoluene	5.0	U	0.46	5.0
541-73-1	1,3-Dichlorobenzene	5.0	U	0.29	5.0
106-46-7	1,4-Dichlorobenzene	5.0	U	0.40	5.0
104-51-8	n-Butylbenzene	5.0	U	0.33	5.0
95-50-1	1,2-Dichlorobenzene	5.0	U	0.33	5.0
91-20-3	Naphthalene	5.0	U	0.80	5.0
110-75-8	2-Chloroethyl vinyl ether	5.0	U	0.24	5.0

EL
12/9/12

1J - FORM I VOA-TIC

VOLATILE ORGANICS ANALYSIS DATA SHEET

TENTATIVELY IDENTIFIED COMPOUNDS

EPA SAMPLE NO.

BW-5

Lab Name: SPECTRUM ANALYTICAL, INC. Contract:

Lab Code: MITKEM Case No.: L2340 Mod. Ref No.: SDG No.: SL2340

Matrix: (SOIL/SED/WATER) WATER Lab Sample ID: L2340-09A

Sample wt/vol: 5.00 (g/mL) ML Lab File ID: V8B5298.D

Level: (TRACE or LOW/MED) LOW Date Received: 11/05/2012

% Moisture: not dec. Date Analyzed: 11/10/2012

GC Column: DB-624 ID: 0.25 (mm) Dilution Factor: 1.0

Soil Extract Volume: (uL) Soil Aliquot Volume: (uL)

CONCENTRATION UNITS: (ug/L or ug/Kg) UG/L Purge Volume: 5.0 (mL)

	CAS NUMBER	COMPOUND NAME	RT	EST. CONC.	Q
01		Unknown	1.747	13	J

[1]EPA-designated Registry Number.

EL
12/9/12

1A - FORM I VOA-1

VOLATILE ORGANICS ANALYSIS DATA SHEET

EPA SAMPLE NO.

BW-5DL

Lab Name: SPECTRUM ANALYTICAL, INC. Contract:

Lab Code: MITKEM Case No.: L2340 Mod. Ref No.: SDG No.: SL2340

Matrix: (SOIL/SED/WATER) WATER Lab Sample ID: L2340-09ADL

Sample wt/vol: 5.00 (g/mL) ML Lab File ID: V8B5388.D

Level: (TRACE/LOW/MED) LOW Date Received: 11/05/2012

% Moisture: not dec. Date Analyzed: 11/13/2012

GC Column: DB-624 ID: 0.25 (mm) Dilution Factor: 20.0

Soil Extract Volume: (uL) Soil Aliquot Volume: (uL)

Purge Volume: 5.0 (mL)

CAS NO.	COMPOUND	CONCENTRATION: UG/L	Q	MDL	PQL
74-87-3	Chloromethane	100	U	5.2	100
75-01-4	Vinyl chloride	940	D	10	100
74-83-9	Bromomethane	100	U	16	100
75-00-3	Chloroethane	100	U	9.6	100
75-69-4	Trichlorofluoromethane	100	U	11	100
75-35-4	1,1-Dichloroethene	38	DJ	7.8	100
67-64-1	Acetone	100	U	44	100
75-15-0	Carbon disulfide	100	U	6.8	100
75-09-2	Methylene chloride	100	U	8.2	100
156-60-5	trans-1,2-Dichloroethene	39	DJ	13	100
1634-04-4	Methyl tert-butyl ether	100	U	4.8	100
75-34-3	1,1-Dichloroethane	100	U	5.0	100
108-05-4	Vinyl acetate	100	U	7.0	100
78-93-3	2-Butanone	100	U	42	100
156-59-2	cis-1,2-Dichloroethene	3300	D	9.6	100
67-66-3	Chloroform	100	U	6.6	100
71-55-6	1,1,1-Trichloroethane	100	U	10	100
56-23-5	Carbon tetrachloride	100	U	11	100
107-06-2	1,2-Dichloroethane	100	U	8.2	100
71-43-2	Benzene	100	U	6.6	100
79-01-6	Trichloroethene	880	D	7.2	100
78-87-5	1,2-Dichloropropane	100	U	12	100
75-27-4	Bromodichloromethane	100	U	5.2	100
10061-01-5	cis-1,3-Dichloropropene	100	U	9.0	100
108-10-1	4-Methyl-2-pentanone	100	U	16	100
108-88-3	Toluene	100	U	6.4	100
10061-02-6	trans-1,3-Dichloropropene	100	U	9.6	100
79-00-5	1,1,2-Trichloroethane	100	U	7.6	100
127-18-4	Tetrachloroethene	100	U	13	100
591-78-6	2-Hexanone	100	U	34	100
124-48-1	Dibromochloromethane	100	U	11	100
108-90-7	Chlorobenzene	100	U	5.2	100
100-41-4	Ethylbenzene	100	U	7.0	100
179601-23-1	m,p-Xylene	100	U	15	100
95-47-6	o-Xylene	100	U	7.2	100

EL 12/9/12

1B - FORM I VOA-2

VOLATILE ORGANICS ANALYSIS DATA SHEET

EPA SAMPLE NO.

BW-5DL

Lab Name: SPECTRUM ANALYTICAL, INC. Contract:

Lab Code: MITKEM Case No.: L2340 Mod. Ref No.: SDG No.: SL2340

Matrix: (SOIL/SED/WATER) WATER Lab Sample ID: L2340-09ADL

Sample wt/vol: 5.00 (g/mL) ML Lab File ID: V8B5388.D

Level: (TRACE/LOW/MED) LOW Date Received: 11/05/2012

% Moisture: not dec. Date Analyzed: 11/13/2012

GC Column: DB-624 ID: 0.25 (mm) Dilution Factor: 20.0

Soil Extract Volume: (uL) Soil Aliquot Volume: (uL)

Purge Volume: 5.0 (mL)

CAS NO.	COMPOUND	CONCENTRATION: UG/L	Q	MDL	PQL
1330-20-7	Xylene (Total)	100	U	7.2	100
100-42-5	Styrene	100	U	10	100
75-25-2	Bromoform	100	U	15	100
98-82-8	Isopropylbenzene	100	U	7.6	100
79-34-5	1,1,2,2-Tetrachloroethane	100	U	8.4	100
103-65-1	n-Propylbenzene	100	U	13	100
108-67-8	1,3,5-Trimethylbenzene	100	U	9.0	100
98-06-6	tert-Butylbenzene	100	U	7.4	100
95-63-6	1,2,4-Trimethylbenzene	100	U	8.0	100
135-98-8	sec-Butylbenzene	100	U	5.6	100
99-87-6	4-Isopropyltoluene	100	U	9.2	100
541-73-1	1,3-Dichlorobenzene	100	U	5.8	100
106-46-7	1,4-Dichlorobenzene	100	U	8.0	100
104-51-8	n-Butylbenzene	100	U	6.6	100
95-50-1	1,2-Dichlorobenzene	100	U	6.6	100
91-20-3	Naphthalene	100	U	16	100
110-75-8	2-Chloroethyl vinyl ether	100	U	4.8	100

EL 12/9/12

1J - FORM I VOA-TIC

VOLATILE ORGANICS ANALYSIS DATA SHEET

TENTATIVELY IDENTIFIED COMPOUNDS

EPA SAMPLE NO.

BW-5DL

Lab Name: SPECTRUM ANALYTICAL, INC. Contract:

Lab Code: MITKEM Case No.: L2340 Mod. Ref No.: SDG No.: SL2340

Matrix: (SOIL/SED/WATER) WATER Lab Sample ID: L2340-09ADL

Sample wt/vol: 5.00 (g/mL) ML Lab File ID: V8B5388.D

Level: (TRACE or LOW/MED) LOW Date Received: 11/05/2012

% Moisture: not dec. Date Analyzed: 11/13/2012

GC Column: DB-624 ID: 0.25 (mm) Dilution Factor: 20.0

Soil Extract Volume: (uL) Soil Aliquot Volume: (uL)

CONCENTRATION UNITS: (ug/L or ug/Kg) UG/L Purge Volume: 5.0 (mL)

CAS NUMBER	COMPOUND NAME	RT	EST. CONC.	Q

[1]EPA-designated Registry Number.

EL
12/9/12

1A - FORM I VOA-1

VOLATILE ORGANICS ANALYSIS DATA SHEET

EPA SAMPLE NO.

FIELD BLANK

Lab Name: SPECTRUM ANALYTICAL, INC. Contract:

Lab Code: MITKEM Case No.: L2340 Mod. Ref No.: SDG No.: SL2340

Matrix: (SOIL/SED/WATER) WATER Lab Sample ID: L2340-10A

Sample wt/vol: 5.00 (g/mL) ML Lab File ID: V8B5284.D

Level: (TRACE/LOW/MED) LOW Date Received: 11/05/2012

% Moisture: not dec. Date Analyzed: 11/09/2012

GC Column: DB-624 ID: 0.25 (mm) Dilution Factor: 1.0

Soil Extract Volume: (uL) Soil Aliquot Volume: (uL)

Purge Volume: 5.0 (mL)

CAS NO.	COMPOUND	CONCENTRATION: UG/L	Q	MDL	PQL
74-87-3	Chloromethane	5.0	U	0.26	5.0
75-01-4	Vinyl chloride	5.0	U	0.50	5.0
74-83-9	Bromomethane	5.0	U	0.80	5.0
75-00-3	Chloroethane	5.0	U	0.48	5.0
75-69-4	Trichlorofluoromethane	5.0	U	0.54	5.0
75-35-4	1,1-Dichloroethene	5.0	U	0.39	5.0
67-64-1	Acetone	3.5	J	2.2	5.0
75-15-0	Carbon disulfide	5.0	U	0.34	5.0
75-09-2	Methylene chloride	32		0.41	5.0
156-60-5	trans-1,2-Dichloroethene	5.0	U	0.65	5.0
1634-04-4	Methyl tert-butyl ether	5.0	U	0.24	5.0
75-34-3	1,1-Dichloroethane	5.0	U	0.25	5.0
108-05-4	Vinyl acetate	5.0	U	0.35	5.0
78-93-3	2-Butanone	5.0	U	2.1	5.0
156-59-2	cis-1,2-Dichloroethene	5.0	U	0.48	5.0
67-66-3	Chloroform	5.0	U	0.33	5.0
71-55-6	1,1,1-Trichloroethane	5.0	U	0.50	5.0
56-23-5	Carbon tetrachloride	5.0	U	0.54	5.0
107-06-2	1,2-Dichloroethane	5.0	U	0.41	5.0
71-43-2	Benzene	5.0	U	0.33	5.0
79-01-6	Trichloroethene	5.0	U	0.36	5.0
78-87-5	1,2-Dichloropropane	5.0	U	0.61	5.0
75-27-4	Bromodichloromethane	5.0	U	0.26	5.0
10061-01-5	cis-1,3-Dichloropropene	5.0	U	0.45	5.0
108-10-1	4-Methyl-2-pentanone	5.0	U	0.82	5.0
108-88-3	Toluene	5.0	U	0.32	5.0
10061-02-6	trans-1,3-Dichloropropene	5.0	U	0.48	5.0
79-00-5	1,1,2-Trichloroethane	5.0	U	0.38	5.0
127-18-4	Tetrachloroethene	5.0	U	0.65	5.0
591-78-6	2-Hexanone	5.0	U	1.7	5.0
124-48-1	Dibromochloromethane	5.0	U	0.57	5.0
108-90-7	Chlorobenzene	5.0	U	0.26	5.0
100-41-4	Ethylbenzene	5.0	U	0.35	5.0
179601-23-1	m,p-Xylene	5.0	U	0.77	5.0
95-47-6	o-Xylene	5.0	U	0.36	5.0

EL 12/9/12

1B - FORM I VOA-2

VOLATILE ORGANICS ANALYSIS DATA SHEET

EPA SAMPLE NO.

FIELD BLANK

Lab Name: SPECTRUM ANALYTICAL, INC. Contract:

Lab Code: MITKEM Case No.: L2340 Mod. Ref No.: SDG No.: SL2340

Matrix: (SOIL/SED/WATER) WATER Lab Sample ID: L2340-10A

Sample wt/vol: 5.00 (g/mL) ML Lab File ID: V8B5284.D

Level: (TRACE/LOW/MED) LOW Date Received: 11/05/2012

% Moisture: not dec. Date Analyzed: 11/09/2012

GC Column: DB-624 ID: 0.25 (mm) Dilution Factor: 1.0

Soil Extract Volume: (uL) Soil Aliquot Volume: (uL)

Purge Volume: 5.0 (mL)

CAS NO.	COMPOUND	CONCENTRATION: UG/L	Q	MDL	PQL
1330-20-7	Xylene (Total)	5.0	U	0.36	5.0
100-42-5	Styrene	5.0	U	0.50	5.0
75-25-2	Bromoform	5.0	U	0.77	5.0
98-82-8	Isopropylbenzene	5.0	U	0.38	5.0
79-34-5	1,1,2,2-Tetrachloroethane	5.0	U	0.42	5.0
103-65-1	n-Propylbenzene	5.0	U	0.64	5.0
108-67-8	1,3,5-Trimethylbenzene	5.0	U	0.45	5.0
98-06-6	tert-Butylbenzene	5.0	U	0.37	5.0
95-63-6	1,2,4-Trimethylbenzene	5.0	U	0.40	5.0
135-98-8	sec-Butylbenzene	5.0	U	0.28	5.0
99-87-6	4-Isopropyltoluene	5.0	U	0.46	5.0
541-73-1	1,3-Dichlorobenzene	5.0	U	0.29	5.0
106-46-7	1,4-Dichlorobenzene	5.0	U	0.40	5.0
104-51-8	n-Butylbenzene	5.0	U	0.33	5.0
95-50-1	1,2-Dichlorobenzene	5.0	U	0.33	5.0
91-20-3	Naphthalene	5.0	U	0.80	5.0
110-75-8	2-Chloroethyl vinyl ether	5.0	U	0.24	5.0

EL
12/9/12

1J - FORM I VOA-TIC

VOLATILE ORGANICS ANALYSIS DATA SHEET

TENTATIVELY IDENTIFIED COMPOUNDS

EPA SAMPLE NO.

FIELD BLANK

Lab Name: SPECTRUM ANALYTICAL, INC. Contract:

Lab Code: MITKEM Case No.: L2340 Mod. Ref No.: SDG No.: SL2340

Matrix: (SOIL/SED/WATER) WATER Lab Sample ID: L2340-10A

Sample wt/vol: 5.00 (g/mL) ML Lab File ID: V8B5284.D

Level: (TRACE or LOW/MED) LOW Date Received: 11/05/2012

% Moisture: not dec. Date Analyzed: 11/09/2012

GC Column: DB-624 ID: 0.25 (mm) Dilution Factor: 1.0

Soil Extract Volume: (uL) Soil Aliquot Volume: (uL)

CONCENTRATION UNITS: (ug/L or ug/Kg) UG/L Purge Volume: 5.0 (mL)

CAS NUMBER	COMPOUND NAME	RT	EST. CONC.	Q

[1]EPA-designated Registry Number.

EC
12/9/12

1A - FORM I VOA-1

VOLATILE ORGANICS ANALYSIS DATA SHEET

EPA SAMPLE NO.

TRIP BLANK

Lab Name: SPECTRUM ANALYTICAL, INC. Contract:

Lab Code: MITKEM Case No.: L2340 Mod. Ref No.: SDG No.: SL2340

Matrix: (SOIL/SED/WATER) WATER Lab Sample ID: L2340-11A

Sample wt/vol: 5.00 (g/mL) ML Lab File ID: V8B5285.D

Level: (TRACE/LOW/MED) LOW Date Received: 11/05/2012

% Moisture: not dec. Date Analyzed: 11/09/2012

GC Column: DB-624 ID: 0.25 (mm) Dilution Factor: 1.0

Soil Extract Volume: (uL) Soil Aliquot Volume: (uL)

Purge Volume: 5.0 (mL)

CAS NO.	COMPOUND	CONCENTRATION: UG/L	Q	MDL	PQL
74-87-3	Chloromethane	5.0	U	0.26	5.0
75-01-4	Vinyl chloride	5.0	U	0.50	5.0
74-83-9	Bromomethane	5.0	U	0.80	5.0
75-00-3	Chloroethane	5.0	U	0.48	5.0
75-69-4	Trichlorofluoromethane	5.0	U	0.54	5.0
75-35-4	1,1-Dichloroethene	5.0	U	0.39	5.0
67-64-1	Acetone	5.0	U	2.2	5.0
75-15-0	Carbon disulfide	5.0	U	0.34	5.0
75-09-2	Methylene chloride	1.1	J	0.41	5.0
156-60-5	trans-1,2-Dichloroethene	5.0	U	0.65	5.0
1634-04-4	Methyl tert-butyl ether	5.0	U	0.24	5.0
75-34-3	1,1-Dichloroethane	5.0	U	0.25	5.0
108-05-4	Vinyl acetate	5.0	U	0.35	5.0
78-93-3	2-Butanone	5.0	U	2.1	5.0
156-59-2	cis-1,2-Dichloroethene	5.0	U	0.48	5.0
67-66-3	Chloroform	5.0	U	0.33	5.0
71-55-6	1,1,1-Trichloroethane	5.0	U	0.50	5.0
56-23-5	Carbon tetrachloride	5.0	U	0.54	5.0
107-06-2	1,2-Dichloroethane	5.0	U	0.41	5.0
71-43-2	Benzene	5.0	U	0.33	5.0
79-01-6	Trichloroethene	5.0	U	0.36	5.0
78-87-5	1,2-Dichloropropane	5.0	U	0.61	5.0
75-27-4	Bromodichloromethane	5.0	U	0.26	5.0
10061-01-5	cis-1,3-Dichloropropene	5.0	U	0.45	5.0
108-10-1	4-Methyl-2-pentanone	5.0	U	0.82	5.0
108-88-3	Toluene	5.0	U	0.32	5.0
10061-02-6	trans-1,3-Dichloropropene	5.0	U	0.48	5.0
79-00-5	1,1,2-Trichloroethane	5.0	U	0.38	5.0
127-18-4	Tetrachloroethene	5.0	U	0.65	5.0
591-78-6	2-Hexanone	5.0	U	1.7	5.0
124-48-1	Dibromochloromethane	5.0	U	0.57	5.0
108-90-7	Chlorobenzene	5.0	U	0.26	5.0
100-41-4	Ethylbenzene	5.0	U	0.35	5.0
179601-23-1	m,p-Xylene	5.0	U	0.77	5.0
95-47-6	o-Xylene	5.0	U	0.36	5.0

EL 12/9/12

1B - FORM I VOA-2

VOLATILE ORGANICS ANALYSIS DATA SHEET

EPA SAMPLE NO.

TRIP BLANK

Lab Name: SPECTRUM ANALYTICAL, INC. Contract:

Lab Code: MITKEM Case No.: L2340 Mod. Ref No.: SDG No.: SL2340

Matrix: (SOIL/SED/WATER) WATER Lab Sample ID: L2340-11A

Sample wt/vol: 5.00 (g/mL) ML Lab File ID: V8B5285.D

Level: (TRACE/LOW/MED) LOW Date Received: 11/05/2012

% Moisture: not dec. Date Analyzed: 11/09/2012

GC Column: DB-624 ID: 0.25 (mm) Dilution Factor: 1.0

Soil Extract Volume: (uL) Soil Aliquot Volume: (uL)

Purge Volume: 5.0 (mL)

CAS NO.	COMPOUND	CONCENTRATION: UG/L	Q	MDL	PQL
1330-20-7	Xylene (Total)	5.0	U	0.36	5.0
100-42-5	Styrene	5.0	U	0.50	5.0
75-25-2	Bromoform	5.0	U	0.77	5.0
98-82-8	Isopropylbenzene	5.0	U	0.38	5.0
79-34-5	1,1,2,2-Tetrachloroethane	5.0	U	0.42	5.0
103-65-1	n-Propylbenzene	5.0	U	0.64	5.0
108-67-8	1,3,5-Trimethylbenzene	5.0	U	0.45	5.0
98-06-6	tert-Butylbenzene	5.0	U	0.37	5.0
95-63-6	1,2,4-Trimethylbenzene	5.0	U	0.40	5.0
135-98-8	sec-Butylbenzene	5.0	U	0.28	5.0
99-87-6	4-Isopropyltoluene	5.0	U	0.46	5.0
541-73-1	1,3-Dichlorobenzene	5.0	U	0.29	5.0
106-46-7	1,4-Dichlorobenzene	5.0	U	0.40	5.0
104-51-8	n-Butylbenzene	5.0	U	0.33	5.0
95-50-1	1,2-Dichlorobenzene	5.0	U	0.33	5.0
91-20-3	Naphthalene	5.0	U	0.80	5.0
110-75-8	2-Chloroethyl vinyl ether	5.0	U	0.24	5.0

EL
12/9/12

1J - FORM I VOA-TIC

VOLATILE ORGANICS ANALYSIS DATA SHEET

TENTATIVELY IDENTIFIED COMPOUNDS

EPA SAMPLE NO.

TRIP BLANK

Lab Name: SPECTRUM ANALYTICAL, INC. Contract:

Lab Code: MITKEM Case No.: L2340 Mod. Ref No.: SDG No.: SL2340

Matrix: (SOIL/SED/WATER) WATER Lab Sample ID: L2340-11A

Sample wt/vol: 5.00 (g/mL) ML Lab File ID: V8B5285.D

Level: (TRACE or LOW/MED) LOW Date Received: 11/05/2012

% Moisture: not dec. Date Analyzed: 11/09/2012

GC Column: DB-624 ID: 0.25 (mm) Dilution Factor: 1.0

Soil Extract Volume: (uL) Soil Aliquot Volume: (uL)

CONCENTRATION UNITS: (ug/L or ug/Kg) UG/L Purge Volume: 5.0 (mL)

CAS NUMBER	COMPOUND NAME	RT	EST. CONC.	Q

[1]EPA-designated Registry Number.

EL
12/9/12

1D - FORM I SV-1

SEMIVOLATILE ORGANICS ANALYSIS DATA SHEET

CLIENT SAMPLE NO.

MW-07

Lab Name: SPECTRUM ANALYTICAL, INC. Contract:

Lab Code: MITKEM Case No.: L2340 Mod. Ref No.: SDG No.: SL2340

Matrix: (SOIL/SED/WATER) WATER Lab Sample ID: L2340-01B

Sample wt/vol: 1000 (g/mL) ML Lab File ID: S3I2668.D

Level: (LOW/MED) LOW Extraction: (Type) SEPF

% Moisture: Decanted: (Y/N) Date Received: 11/05/2012

Concentrated Extract Volume: 1000 (uL) Date Extracted: 11/07/2012

Injection Volume: 1.0 (uL) GPC Factor: 1.00 Date Analyzed: 11/14/2012

GPC Cleanup: (Y/N) N pH: Dilution Factor: 1.0

CAS NO.	COMPOUND	CONCENTRATION UNITS: (ug/L or ug/Kg) UG/L	Q
108-95-2	Phenol	10	U
111-44-4	Bis(2-chloroethyl)ether	10	U
95-57-8	2-Chlorophenol	10	U
541-73-1	1,3-Dichlorobenzene	10	U
106-46-7	1,4-Dichlorobenzene	10	U
95-50-1	1,2-Dichlorobenzene	10	U
95-48-7	2-Methylphenol	10	U
108-60-1	2,2´-oxybis(1-Chloropropane)	10	U
106-44-5	4-Methylphenol	10	U
621-64-7	N-Nitroso-di-n-propylamine	10	U
67-72-1	Hexachloroethane	10	U
98-95-3	Nitrobenzene	10	U
78-59-1	Isophorone	10	U
88-75-5	2-Nitrophenol	10	U
105-67-9	2,4-Dimethylphenol	10	UJ
120-83-2	2,4-Dichlorophenol	10	U
120-82-1	1,2,4-Trichlorobenzene	10	U
91-20-3	Naphthalene	10	U
106-47-8	4-Chloroaniline	10	U
111-91-1	Bis(2-chloroethoxy)methane	10	U
87-68-3	Hexachlorobutadiene	10	U
59-50-7	4-Chloro-3-methylphenol	10	U
91-57-6	2-Methylnaphthalene	10	U
77-47-4	Hexachlorocyclopentadiene	10	U
88-06-2	2,4,6-Trichlorophenol	10	U
95-95-4	2,4,5-Trichlorophenol	20	U
91-58-7	2-Chloronaphthalene	10	U
88-74-4	2-Nitroaniline	20	U
131-11-3	Dimethylphthalate	10	U
208-96-8	Acenaphthylene	10	U
606-20-2	2,6-Dinitrotoluene	10	U
99-09-2	3-Nitroaniline	20	U
83-32-9	Acenaphthene	10	U
51-28-5	2,4-Dinitrophenol	20	U
100-02-7	4-Nitrophenol	20	U
132-64-9	Dibenzofuran	10	U

EC 12/9/12

1E - FORM I SV-2

SEMIVOLATILE ORGANICS ANALYSIS DATA SHEET

CLIENT SAMPLE NO.

MW-07

Lab Name: SPECTRUM ANALYTICAL, INC. Contract:

Lab Code: MITKEM Case No.: L2340 Mod. Ref No.: SDG No.: SL2340

Matrix: (SOIL/SED/WATER) WATER Lab Sample ID: L2340-01B

Sample wt/vol: 1000 (g/mL) ML Lab File ID: S3I2668.D

Level: (LOW/MED) LOW Extraction: (Type) SEPF

% Moisture: Decanted: (Y/N) Date Received: 11/05/2012

Concentrated Extract Volume: 1000 (uL) Date Extracted: 11/07/2012

Injection Volume: 1.0 (uL) GPC Factor: 1.00 Date Analyzed: 11/14/2012

GPC Cleanup: (Y/N) N pH: Dilution Factor: 1.0

CAS NO.	COMPOUND	CONCENTRATION UNITS: (ug/L or ug/Kg) UG/L	Q
121-14-2	2,4-Dinitrotoluene	10	U
84-66-2	Diethylphthalate	10	U
7005-72-3	4-Chlorophenyl-phenylether	10	UJ
86-73-7	Fluorene	10	UJ
100-01-6	4-Nitroaniline	20	U
534-52-1	4,6-Dinitro-2-methylphenol	20	U
86-30-6	N-Nitrosodiphenylamine	10	U
101-55-3	4-Bromophenyl-phenylether	10	U
118-74-1	Hexachlorobenzene	10	U
87-86-5	Pentachlorophenol	20	U
85-01-8	Phenanthrene	10	U
120-12-7	Anthracene	10	U
86-74-8	Carbazole	10	U
84-74-2	Di-n-butylphthalate	11	U
206-44-0	Fluoranthene	10	U
129-00-0	Pyrene	10	U
85-68-7	Butylbenzylphthalate	10	U
91-94-1	3,3'-Dichlorobenzidine	10	U
56-55-3	Benzo(a)anthracene	10	U
218-01-9	Chrysene	10	U
117-81-7	Bis(2-ethylhexyl)phthalate	10	U
117-84-0	Di-n-octylphthalate	10	U
205-99-2	Benzo(b)fluoranthene	10	U
207-08-9	Benzo(k)fluoranthene	10	U
50-32-8	Benzo(a)pyrene	10	U
193-39-5	Indeno(1,2,3-cd)pyrene	10	UJ
53-70-3	Dibenzo(a,h)anthracene	10	UJ
191-24-2	Benzo(g,h,i)perylene	10	UJ

EL
12/9/12

1K - FORM I SV-TIC

SEMIVOLATILE ORGANICS ANALYSIS DATA SHEET

TENTATIVELY IDENTIFIED COMPOUNDS

CLIENT SAMPLE NO.

MW-07

Lab Name: SPECTRUM ANALYTICAL, INC. Contract:

Lab Code: MITKEM Case No.: L2340 Mod. Ref No.: SDG No.: SL2340

Matrix: (SOIL/SED/WATER) WATER Lab Sample ID: L2340-01B

Sample wt/vol: 1000 (g/mL) ML Lab File ID: S3I2668.D

Level: (TRACE or LOW/MED) LOW Extraction: (Type) SEPF

% Moisture: Decanted: (Y/N) Date Received: 11/05/2012

Concentrated Extract Volume: 1000 (uL) Date Extracted: 11/07/2012

Injection Volume: 1.0 (uL) GPC Factor: 1.00 Date Analyzed: 11/14/2012

GPC Cleanup: (Y/N) N pH: Dilution Factor: 1.0

CONCENTRATION UNITS: (ug/L or ug/Kg) UG/L

	CAS NUMBER	COMPOUND NAME	RT	EST. CONC.	Q
01	79-01-6	Trichloroethylene	1.824	660	NJ
02	112-84-5	13-Docosenamide, (Z)-	12.471	6.1	NJ

[2] EPA-designated Registry Number.

EL
12/9/12

1D - FORM I SV-1

SEMIVOLATILE ORGANICS ANALYSIS DATA SHEET

CLIENT SAMPLE NO.

MW-06

Lab Name: SPECTRUM ANALYTICAL, INC. Contract:

Lab Code: MITKEM Case No.: L2340 Mod. Ref No.: SDG No.: SL2340

Matrix: (SOIL/SED/WATER) WATER Lab Sample ID: L2340-02B

Sample wt/vol: 1000 (g/mL) ML Lab File ID: S3I2669.D

Level: (LOW/MED) LOW Extraction: (Type) SEPF

% Moisture: Decanted: (Y/N) Date Received: 11/05/2012

Concentrated Extract Volume: 1000 (uL) Date Extracted: 11/07/2012

Injection Volume: 1.0 (uL) GPC Factor: 1.00 Date Analyzed: 11/14/2012

GPC Cleanup: (Y/N) N pH: Dilution Factor: 1.0

CAS NO.	COMPOUND	CONCENTRATION UNITS: (ug/L or ug/Kg) UG/L	Q
108-95-2	Phenol	10	U
111-44-4	Bis(2-chloroethyl)ether	10	U
95-57-8	2-Chlorophenol	10	U
541-73-1	1,3-Dichlorobenzene	10	U
106-46-7	1,4-Dichlorobenzene	10	U
95-50-1	1,2-Dichlorobenzene	10	U
95-48-7	2-Methylphenol	10	U
108-60-1	2,2´-oxybis(1-Chloropropane)	10	U
106-44-5	4-Methylphenol	10	U
621-64-7	N-Nitroso-di-n-propylamine	10	U
67-72-1	Hexachloroethane	10	U
98-95-3	Nitrobenzene	10	U
78-59-1	Isophorone	10	U
88-75-5	2-Nitrophenol	10	U
105-67-9	2,4-Dimethylphenol	10	UJ
120-83-2	2,4-Dichlorophenol	10	U
120-82-1	1,2,4-Trichlorobenzene	10	U
91-20-3	Naphthalene	10	U
106-47-8	4-Chloroaniline	10	U
111-91-1	Bis(2-chloroethoxy)methane	10	U
87-68-3	Hexachlorobutadiene	10	U
59-50-7	4-Chloro-3-methylphenol	10	U
91-57-6	2-Methylnaphthalene	10	U
77-47-4	Hexachlorocyclopentadiene	10	U
88-06-2	2,4,6-Trichlorophenol	10	U
95-95-4	2,4,5-Trichlorophenol	20	U
91-58-7	2-Chloronaphthalene	10	U
88-74-4	2-Nitroaniline	20	U
131-11-3	Dimethylphthalate	10	U
208-96-8	Acenaphthylene	10	U
606-20-2	2,6-Dinitrotoluene	10	U
99-09-2	3-Nitroaniline	20	U
83-32-9	Acenaphthene	10	U
51-28-5	2,4-Dinitrophenol	20	U
100-02-7	4-Nitrophenol	20	U
132-64-9	Dibenzofuran	10	U

EL 12/9/12

1E - FORM I SV-2

SEMIVOLATILE ORGANICS ANALYSIS DATA SHEET

CLIENT SAMPLE NO.

MW-06

Lab Name: SPECTRUM ANALYTICAL, INC. Contract:

Lab Code: MITKEM Case No.: L2340 Mod. Ref No.: SDG No.: SL2340

Matrix: (SOIL/SED/WATER) WATER Lab Sample ID: L2340-02B

Sample wt/vol: 1000 (g/mL) ML Lab File ID: S3I2669.D

Level: (LOW/MED) LOW Extraction: (Type) SEPF

% Moisture: Decanted: (Y/N) Date Received: 11/05/2012

Concentrated Extract Volume: 1000 (uL) Date Extracted: 11/07/2012

Injection Volume: 1.0 (uL) GPC Factor: 1.00 Date Analyzed: 11/14/2012

GPC Cleanup: (Y/N) N pH: Dilution Factor: 1.0

CAS NO.	COMPOUND	CONCENTRATION UNITS: (ug/L or ug/Kg) UG/L	Q
121-14-2	2,4-Dinitrotoluene	10	U
84-66-2	Diethylphthalate	10	U
7005-72-3	4-Chlorophenyl-phenylether	10	UJ
86-73-7	Fluorene	10	UJ
100-01-6	4-Nitroaniline	20	U
534-52-1	4,6-Dinitro-2-methylphenol	20	U
86-30-6	N-Nitrosodiphenylamine	10	U
101-55-3	4-Bromophenyl-phenylether	10	U
118-74-1	Hexachlorobenzene	10	U
87-86-5	Pentachlorophenol	20	U
85-01-8	Phenanthrene	10	U
120-12-7	Anthracene	10	U
86-74-8	Carbazole	10	U
84-74-2	Di-n-butylphthalate	8.0	JU
206-44-0	Fluoranthene	10	U
129-00-0	Pyrene	10	U
85-68-7	Butylbenzylphthalate	10	U
91-94-1	3,3'-Dichlorobenzidine	10	U
56-55-3	Benzo(a)anthracene	10	U
218-01-9	Chrysene	10	U
117-81-7	Bis(2-ethylhexyl)phthalate	10	U
117-84-0	Di-n-octylphthalate	10	U
205-99-2	Benzo(b)fluoranthene	10	U
207-08-9	Benzo(k)fluoranthene	10	U
50-32-8	Benzo(a)pyrene	10	U
193-39-5	Indeno(1,2,3-cd)pyrene	10	UJ
53-70-3	Dibenzo(a,h)anthracene	10	UJ
191-24-2	Benzo(g,h,i)perylene	10	UJ

EL 12/9/12

1K - FORM I SV-TIC

SEMIVOLATILE ORGANICS ANALYSIS DATA SHEET

TENTATIVELY IDENTIFIED COMPOUNDS

CLIENT SAMPLE NO.

MW-06

Lab Name: SPECTRUM ANALYTICAL, INC. Contract:

Lab Code: MITKEM Case No.: L2340 Mod. Ref No.: SDG No.: SL2340

Matrix: (SOIL/SED/WATER) WATER Lab Sample ID: L2340-02B

Sample wt/vol: 1000 (g/mL) ML Lab File ID: S3I2669.D

Level: (TRACE or LOW/MED) LOW Extraction: (Type) SEPF

% Moisture: Decanted: (Y/N) Date Received: 11/05/2012

Concentrated Extract Volume: 1000 (uL) Date Extracted: 11/07/2012

Injection Volume: 1.0 (uL) GPC Factor: 1.00 Date Analyzed: 11/14/2012

GPC Cleanup: (Y/N) N pH: Dilution Factor: 1.0

CONCENTRATION UNITS: (ug/L or ug/Kg) UG/L

	CAS NUMBER	COMPOUND NAME	RT	EST. CONC.	Q
01	112-84-5	13-Docosenamide, (Z)-	12.438	4.5	NJ

[2] EPA-designated Registry Number.

EL 12/9/12

1D - FORM I SV-1

SEMIVOLATILE ORGANICS ANALYSIS DATA SHEET

CLIENT SAMPLE NO.

REC-B-W

Lab Name: SPECTRUM ANALYTICAL, INC. Contract:

Lab Code: MITKEM Case No.: L2340 Mod. Ref No.: SDG No.: SL2340

Matrix: (SOIL/SED/WATER) WATER Lab Sample ID: L2340-04B

Sample wt/vol: 1000 (g/mL) ML Lab File ID: S3I2670.D

Level: (LOW/MED) LOW Extraction: (Type) SEPF

% Moisture: Decanted: (Y/N) Date Received: 11/05/2012

Concentrated Extract Volume: 1000 (uL) Date Extracted: 11/07/2012

Injection Volume: 1.0 (uL) GPC Factor: 1.00 Date Analyzed: 11/14/2012

GPC Cleanup: (Y/N) N pH: Dilution Factor: 1.0

CAS NO.	COMPOUND	CONCENTRATION UNITS: (ug/L or ug/Kg) UG/L	Q
108-95-2	Phenol	10	UJ
111-44-4	Bis(2-chloroethyl)ether	10	U
95-57-8	2-Chlorophenol	10	U
541-73-1	1,3-Dichlorobenzene	10	U
106-46-7	1,4-Dichlorobenzene	10	U
95-50-1	1,2-Dichlorobenzene	10	U
95-48-7	2-Methylphenol	10	U
108-60-1	2,2'-oxybis(1-Chloropropane)	10	U
106-44-5	4-Methylphenol	10	U
621-64-7	N-Nitroso-di-n-propylamine	10	U
67-72-1	Hexachloroethane	10	U
98-95-3	Nitrobenzene	10	U
78-59-1	Isophorone	10	U
88-75-5	2-Nitrophenol	10	U
105-67-9	2,4-Dimethylphenol	10	U
120-83-2	2,4-Dichlorophenol	10	U
120-82-1	1,2,4-Trichlorobenzene	10	U
91-20-3	Naphthalene	10	U
106-47-8	4-Chloroaniline	10	U
111-91-1	Bis(2-chloroethoxy)methane	10	U
87-68-3	Hexachlorobutadiene	10	U
59-50-7	4-Chloro-3-methylphenol	10	U
91-57-6	2-Methylnaphthalene	10	U
77-47-4	Hexachlorocyclopentadiene	10	U
88-06-2	2,4,6-Trichlorophenol	10	U
95-95-4	2,4,5-Trichlorophenol	20	U
91-58-7	2-Chloronaphthalene	10	U
88-74-4	2-Nitroaniline	20	U
131-11-3	Dimethylphthalate	10	U
208-96-8	Acenaphthylene	10	U
606-20-2	2,6-Dinitrotoluene	10	U
99-09-2	3-Nitroaniline	20	U
83-32-9	Acenaphthene	10	U
51-28-5	2,4-Dinitrophenol	20	U
100-02-7	4-Nitrophenol	20	U
132-64-9	Dibenzofuran	10	U

EL 12/9/12

1E - FORM I SV-2

SEMIVOLATILE ORGANICS ANALYSIS DATA SHEET

CLIENT SAMPLE NO.

REC-B-W

Lab Name: SPECTRUM ANALYTICAL, INC. Contract:

Lab Code: MITKEM Case No.: L2340 Mod. Ref No.: SDG No.: SL2340

Matrix: (SOIL/SED/WATER) WATER Lab Sample ID: L2340-04B

Sample wt/vol: 1000 (g/mL) ML Lab File ID: S3I2670.D

Level: (LOW/MED) LOW Extraction: (Type) SEPF

% Moisture: Decanted: (Y/N) Date Received: 11/05/2012

Concentrated Extract Volume: 1000 (uL) Date Extracted: 11/07/2012

Injection Volume: 1.0 (uL) GPC Factor: 1.00 Date Analyzed: 11/14/2012

GPC Cleanup: (Y/N) N pH: Dilution Factor: 1.0

CAS NO.	COMPOUND	CONCENTRATION UNITS: (ug/L or ug/Kg) UG/L	Q
121-14-2	2,4-Dinitrotoluene	10	UJ
84-66-2	Diethylphthalate	10	U
7005-72-3	4-Chlorophenyl-phenylether	10	U
86-73-7	Fluorene	10	U
100-01-6	4-Nitroaniline	20	U
534-52-1	4,6-Dinitro-2-methylphenol	20	U
86-30-6	N-Nitrosodiphenylamine	10	U
101-55-3	4-Bromophenyl-phenylether	10	U
118-74-1	Hexachlorobenzene	10	U
87-86-5	Pentachlorophenol	20	U
85-01-8	Phenanthrene	10	U
120-12-7	Anthracene	10	U
86-74-8	Carbazole	10	U
84-74-2	Di-n-butylphthalate	11	U
206-44-0	Fluoranthene	10	UJ
129-00-0	Pyrene	10	U
85-68-7	Butylbenzylphthalate	10	U
91-94-1	3,3´-Dichlorobenzidine	10	U
56-55-3	Benzo(a)anthracene	10	U
218-01-9	Chrysene	10	U
117-81-7	Bis(2-ethylhexyl)phthalate	2.1	J
117-84-0	Di-n-octylphthalate	10	UJ
205-99-2	Benzo(b)fluoranthene	10	U
207-08-9	Benzo(k)fluoranthene	10	U
50-32-8	Benzo(a)pyrene	10	U
193-39-5	Indeno(1,2,3-cd)pyrene	10	U
53-70-3	Dibenzo(a,h)anthracene	10	U
191-24-2	Benzo(g,h,i)perylene	10	U

EL 12/9/12

1K - FORM I SV-TIC

SEMIVOLATILE ORGANICS ANALYSIS DATA SHEET

TENTATIVELY IDENTIFIED COMPOUNDS

CLIENT SAMPLE NO.

REC-B-W

Lab Name: SPECTRUM ANALYTICAL, INC. Contract:

Lab Code: MITKEM Case No.: L2340 Mod. Ref No.: SDG No.: SL2340

Matrix: (SOIL/SED/WATER) WATER Lab Sample ID: L2340-04B

Sample wt/vol: 1000 (g/mL) ML Lab File ID: S3I2670.D

Level: (TRACE or LOW/MED) LOW Extraction: (Type) SEPF

% Moisture: Decanted: (Y/N) Date Received: 11/05/2012

Concentrated Extract Volume: 1000 (uL) Date Extracted: 11/07/2012

Injection Volume: 1.0 (uL) GPC Factor: 1.00 Date Analyzed: 11/14/2012

GPC Cleanup: (Y/N) N pH: Dilution Factor: 1.0

CONCENTRATION UNITS: (ug/L or ug/Kg) UG/L

CAS NUMBER	COMPOUND NAME	RT	EST. CONC.	Q

[2] EPA-designated Registry Number.

EL
12/9/12

1D - FORM I SV-1

SEMIVOLATILE ORGANICS ANALYSIS DATA SHEET

CLIENT SAMPLE NO.

MW-10

Lab Name: SPECTRUM ANALYTICAL, INC. Contract:

Lab Code: MITKEM Case No.: L2340 Mod. Ref No.: SDG No.: SL2340

Matrix: (SOIL/SED/WATER) WATER Lab Sample ID: L2340-05B

Sample wt/vol: 1000 (g/mL) ML Lab File ID: S3I2673.D

Level: (LOW/MED) LOW Extraction: (Type) SEPF

% Moisture: Decanted: (Y/N) Date Received: 11/05/2012

Concentrated Extract Volume: 1000 (uL) Date Extracted: 11/07/2012

Injection Volume: 1.0 (uL) GPC Factor: 1.00 Date Analyzed: 11/14/2012

GPC Cleanup: (Y/N) N pH: Dilution Factor: 1.0

CAS NO.	COMPOUND	CONCENTRATION UNITS: (ug/L or ug/Kg) UG/L	Q
108-95-2	Phenol	10	U
111-44-4	Bis(2-chloroethyl)ether	10	U
95-57-8	2-Chlorophenol	10	U
541-73-1	1,3-Dichlorobenzene	10	U
106-46-7	1,4-Dichlorobenzene	10	U
95-50-1	1,2-Dichlorobenzene	10	U
95-48-7	2-Methylphenol	10	U
108-60-1	2,2´-oxybis(1-Chloropropane)	10	U
106-44-5	4-Methylphenol	10	U
621-64-7	N-Nitroso-di-n-propylamine	10	U
67-72-1	Hexachloroethane	10	U
98-95-3	Nitrobenzene	10	U
78-59-1	Isophorone	10	U
88-75-5	2-Nitrophenol	10	U
105-67-9	2,4-Dimethylphenol	10	UJ
120-83-2	2,4-Dichlorophenol	10	U
120-82-1	1,2,4-Trichlorobenzene	10	U
91-20-3	Naphthalene	10	U
106-47-8	4-Chloroaniline	10	U
111-91-1	Bis(2-chloroethoxy)methane	10	U
87-68-3	Hexachlorobutadiene	10	U
59-50-7	4-Chloro-3-methylphenol	10	U
91-57-6	2-Methylnaphthalene	10	U
77-47-4	Hexachlorocyclopentadiene	10	U
88-06-2	2,4,6-Trichlorophenol	10	U
95-95-4	2,4,5-Trichlorophenol	20	U
91-58-7	2-Chloronaphthalene	10	U
88-74-4	2-Nitroaniline	20	U
131-11-3	Dimethylphthalate	10	U
208-96-8	Acenaphthylene	10	U
606-20-2	2,6-Dinitrotoluene	10	U
99-09-2	3-Nitroaniline	20	U
83-32-9	Acenaphthene	10	U
51-28-5	2,4-Dinitrophenol	20	U
100-02-7	4-Nitrophenol	20	U
132-64-9	Dibenzofuran	10	U

EL 12/9/12

1E - FORM I SV-2

SEMIVOLATILE ORGANICS ANALYSIS DATA SHEET

CLIENT SAMPLE NO.

MW-10

Lab Name: SPECTRUM ANALYTICAL, INC. Contract:

Lab Code: MITKEM Case No.: L2340 Mod. Ref No.: SDG No.: SL2340

Matrix: (SOIL/SED/WATER) WATER Lab Sample ID: L2340-05B

Sample wt/vol: 1000 (g/mL) ML Lab File ID: S3I2673.D

Level: (LOW/MED) LOW Extraction: (Type) SEPF

% Moisture: Decanted: (Y/N) Date Received: 11/05/2012

Concentrated Extract Volume: 1000 (uL) Date Extracted: 11/07/2012

Injection Volume: 1.0 (uL) GPC Factor: 1.00 Date Analyzed: 11/14/2012

GPC Cleanup: (Y/N) N pH: Dilution Factor: 1.0

CAS NO.	COMPOUND	CONCENTRATION UNITS: (ug/L or ug/Kg) UG/L	Q
121-14-2	2,4-Dinitrotoluene	10	U
84-66-2	Diethylphthalate	10	U
7005-72-3	4-Chlorophenyl-phenylether	10	UJ
86-73-7	Fluorene	10	UJ
100-01-6	4-Nitroaniline	20	U
534-52-1	4,6-Dinitro-2-methylphenol	20	U
86-30-6	N-Nitrosodiphenylamine	10	U
101-55-3	4-Bromophenyl-phenylether	10	U
118-74-1	Hexachlorobenzene	10	U
87-86-5	Pentachlorophenol	20	U
85-01-8	Phenanthrene	10	U
120-12-7	Anthracene	10	U
86-74-8	Carbazole	10	U
84-74-2	Di-n-butylphthalate	12	U
206-44-0	Fluoranthene	10	U
129-00-0	Pyrene	10	U
85-68-7	Butylbenzylphthalate	10	U
91-94-1	3,3'-Dichlorobenzidine	10	U
56-55-3	Benzo(a)anthracene	10	U
218-01-9	Chrysene	10	U
117-81-7	Bis(2-ethylhexyl)phthalate	10	U
117-84-0	Di-n-octylphthalate	10	U
205-99-2	Benzo(b)fluoranthene	10	U
207-08-9	Benzo(k)fluoranthene	10	U
50-32-8	Benzo(a)pyrene	10	U
193-39-5	Indeno(1,2,3-cd)pyrene	10	UJ
53-70-3	Dibenzo(a,h)anthracene	10	UJ
191-24-2	Benzo(g,h,i)perylene	10	UJ

EL 12/9/12

1K - FORM I SV-TIC

SEMIVOLATILE ORGANICS ANALYSIS DATA SHEET

TENTATIVELY IDENTIFIED COMPOUNDS

CLIENT SAMPLE NO.

MW-10

Lab Name: SPECTRUM ANALYTICAL, INC. Contract:

Lab Code: MITKEM Case No.: L2340 Mod. Ref No.: SDG No.: SL2340

Matrix: (SOIL/SED/WATER) WATER Lab Sample ID: L2340-05B

Sample wt/vol: 1000 (g/mL) ML Lab File ID: S3I2673.D

Level: (TRACE or LOW/MED) LOW Extraction: (Type) SEPF

% Moisture: Decanted: (Y/N) Date Received: 11/05/2012

Concentrated Extract Volume: 1000 (uL) Date Extracted: 11/07/2012

Injection Volume: 1.0 (uL) GPC Factor: 1.00 Date Analyzed: 11/14/2012

GPC Cleanup: (Y/N) N pH: Dilution Factor: 1.0

CONCENTRATION UNITS: (ug/L or ug/Kg) UG/L

	CAS NUMBER	COMPOUND NAME	RT	EST. CONC.	Q
01	112-84-5	13-Docosenamide, (Z)-	12.407	4.7	NJ

[2] EPA-designated Registry Number.

EL 12/9/12

1D - FORM I SV-1

SEMIVOLATILE ORGANICS ANALYSIS DATA SHEET

CLIENT SAMPLE NO.

MW-11

Lab Name: SPECTRUM ANALYTICAL, INC. Contract:

Lab Code: MITKEM Case No.: L2340 Mod. Ref No.: SDG No.: SL2340

Matrix: (SOIL/SED/WATER) WATER Lab Sample ID: L2340-07B

Sample wt/vol: 1000 (g/mL) ML Lab File ID: S3I2674.D

Level: (LOW/MED) LOW Extraction: (Type) SEPF

% Moisture: Decanted: (Y/N) Date Received: 11/05/2012

Concentrated Extract Volume: 1000 (uL) Date Extracted: 11/07/2012

Injection Volume: 1.0 (uL) GPC Factor: 1.00 Date Analyzed: 11/14/2012

GPC Cleanup: (Y/N) N pH: Dilution Factor: 1.0

CAS NO.	COMPOUND	CONCENTRATION UNITS: (ug/L or ug/Kg) UG/L	Q
108-95-2	Phenol	10	U
111-44-4	Bis(2-chloroethyl)ether	10	U
95-57-8	2-Chlorophenol	10	U
541-73-1	1,3-Dichlorobenzene	10	U
106-46-7	1,4-Dichlorobenzene	10	U
95-50-1	1,2-Dichlorobenzene	10	U
95-48-7	2-Methylphenol	10	U
108-60-1	2,2´-oxybis(1-Chloropropane)	10	U
106-44-5	4-Methylphenol	10	U
621-64-7	N-Nitroso-di-n-propylamine	10	U
67-72-1	Hexachloroethane	10	U
98-95-3	Nitrobenzene	10	U
78-59-1	Isophorone	10	U
88-75-5	2-Nitrophenol	10	U
105-67-9	2,4-Dimethylphenol	10	U
120-83-2	2,4-Dichlorophenol	10	U
120-82-1	1,2,4-Trichlorobenzene	10	U
91-20-3	Naphthalene	10	U
106-47-8	4-Chloroaniline	10	U
111-91-1	Bis(2-chloroethoxy)methane	10	U
87-68-3	Hexachlorobutadiene	10	U
59-50-7	4-Chloro-3-methylphenol	10	U
91-57-6	2-Methylnaphthalene	10	U
77-47-4	Hexachlorocyclopentadiene	10	U
88-06-2	2,4,6-Trichlorophenol	10	U
95-95-4	2,4,5-Trichlorophenol	20	U
91-58-7	2-Chloronaphthalene	10	U
88-74-4	2-Nitroaniline	20	U
131-11-3	Dimethylphthalate	10	U
208-96-8	Acenaphthylene	10	U
606-20-2	2,6-Dinitrotoluene	10	U
99-09-2	3-Nitroaniline	20	U
83-32-9	Acenaphthene	10	U
51-28-5	2,4-Dinitrophenol	20	U
100-02-7	4-Nitrophenol	20	U
132-64-9	Dibenzofuran	10	U

EL 12/9/12

1E - FORM I SV-2

SEMIVOLATILE ORGANICS ANALYSIS DATA SHEET

CLIENT SAMPLE NO.

MW-11

Lab Name: SPECTRUM ANALYTICAL, INC. Contract:

Lab Code: MITKEM Case No.: L2340 Mod. Ref No.: SDG No.: SL2340

Matrix: (SOIL/SED/WATER) WATER Lab Sample ID: L2340-07B

Sample wt/vol: 1000 (g/mL) ML Lab File ID: S3I2674.D

Level: (LOW/MED) LOW Extraction: (Type) SEPF

% Moisture: Decanted: (Y/N) Date Received: 11/05/2012

Concentrated Extract Volume: 1000 (uL) Date Extracted: 11/07/2012

Injection Volume: 1.0 (uL) GPC Factor: 1.00 Date Analyzed: 11/14/2012

GPC Cleanup: (Y/N) N pH: Dilution Factor: 1.0

CAS NO.	COMPOUND	CONCENTRATION UNITS: (ug/L or ug/Kg) UG/L	Q
121-14-2	2,4-Dinitrotoluene	10	U
84-66-2	Diethylphthalate	10	U
7005-72-3	4-Chlorophenyl-phenylether	10	U
86-73-7	Fluorene	10	U
100-01-6	4-Nitroaniline	20	U
534-52-1	4,6-Dinitro-2-methylphenol	20	U
86-30-6	N-Nitrosodiphenylamine	10	U
101-55-3	4-Bromophenyl-phenylether	10	U
118-74-1	Hexachlorobenzene	10	U
87-86-5	Pentachlorophenol	20	U
85-01-8	Phenanthrene	10	U
120-12-7	Anthracene	10	U
86-74-8	Carbazole	10	U
84-74-2	Di-n-butylphthalate	11	U
206-44-0	Fluoranthene	10	U
129-00-0	Pyrene	10	U
85-68-7	Butylbenzylphthalate	10	U
91-94-1	3,3'-Dichlorobenzidine	10	U
56-55-3	Benzo(a)anthracene	10	U
218-01-9	Chrysene	10	U
117-81-7	Bis(2-ethylhexyl)phthalate	10	U
117-84-0	Di-n-octylphthalate	10	U
205-99-2	Benzo(b)fluoranthene	10	U
207-08-9	Benzo(k)fluoranthene	10	U
50-32-8	Benzo(a)pyrene	10	U
193-39-5	Indeno(1,2,3-cd)pyrene	10	U
53-70-3	Dibenzo(a,h)anthracene	10	U
191-24-2	Benzo(g,h,i)perylene	10	U

EL
12/9/12

1K - FORM I SV-TIC

SEMIVOLATILE ORGANICS ANALYSIS DATA SHEET

TENTATIVELY IDENTIFIED COMPOUNDS

CLIENT SAMPLE NO.

MW-11

Lab Name: SPECTRUM ANALYTICAL, INC. Contract:

Lab Code: MITKEM Case No.: L2340 Mod. Ref No.: SDG No.: SL2340

Matrix: (SOIL/SED/WATER) WATER Lab Sample ID: L2340-07B

Sample wt/vol: 1000 (g/mL) ML Lab File ID: S3I2674.D

Level: (TRACE or LOW/MED) LOW Extraction: (Type) SEPF

% Moisture: Decanted: (Y/N) Date Received: 11/05/2012

Concentrated Extract Volume: 1000 (uL) Date Extracted: 11/07/2012

Injection Volume: 1.0 (uL) GPC Factor: 1.00 Date Analyzed: 11/14/2012

GPC Cleanup: (Y/N) N pH: Dilution Factor: 1.0

CONCENTRATION UNITS: (ug/L or ug/Kg) UG/L

	CAS NUMBER	COMPOUND NAME	RT	EST. CONC.	Q
01		Unknown (11.42752)	11.428	4.0	J
02		Unknown (12.45855)	12.459	6.5	J

[2] EPA-designated Registry Number.

EL 12/9/12

1D - FORM I SV-1

SEMIVOLATILE ORGANICS ANALYSIS DATA SHEET

CLIENT SAMPLE NO.

MW-09

Lab Name: SPECTRUM ANALYTICAL, INC. Contract:

Lab Code: MITKEM Case No.: L2340 Mod. Ref No.: SDG No.: SL2340

Matrix: (SOIL/SED/WATER) WATER Lab Sample ID: L2340-08B

Sample wt/vol: 1000 (g/mL) ML Lab File ID: S3I2676.D

Level: (LOW/MED) LOW Extraction: (Type) SEPF

% Moisture: Decanted: (Y/N) Date Received: 11/05/2012

Concentrated Extract Volume: 1000 (uL) Date Extracted: 11/07/2012

Injection Volume: 1.0 (uL) GPC Factor: 1.00 Date Analyzed: 11/14/2012

GPC Cleanup: (Y/N) N pH: Dilution Factor: 1.0

CAS NO.	COMPOUND	CONCENTRATION UNITS: (ug/L or ug/Kg) UG/L	Q
108-95-2	Phenol	10	U
111-44-4	Bis(2-chloroethyl)ether	10	U
95-57-8	2-Chlorophenol	10	U
541-73-1	1,3-Dichlorobenzene	10	U
106-46-7	1,4-Dichlorobenzene	10	U
95-50-1	1,2-Dichlorobenzene	10	U
95-48-7	2-Methylphenol	10	U
108-60-1	2,2'-oxybis(1-Chloropropane)	10	U
106-44-5	4-Methylphenol	10	U
621-64-7	N-Nitroso-di-n-propylamine	10	U
67-72-1	Hexachloroethane	10	U
98-95-3	Nitrobenzene	10	U
78-59-1	Isophorone	10	U
88-75-5	2-Nitrophenol	10	U
105-67-9	2,4-Dimethylphenol	10	U,J
120-83-2	2,4-Dichlorophenol	10	U
120-82-1	1,2,4-Trichlorobenzene	10	U
91-20-3	Naphthalene	10	U
106-47-8	4-Chloroaniline	10	U
111-91-1	Bis(2-chloroethoxy)methane	10	U
87-68-3	Hexachlorobutadiene	10	U
59-50-7	4-Chloro-3-methylphenol	10	U
91-57-6	2-Methylnaphthalene	10	U
77-47-4	Hexachlorocyclopentadiene	10	U
88-06-2	2,4,6-Trichlorophenol	10	U
95-95-4	2,4,5-Trichlorophenol	20	U
91-58-7	2-Chloronaphthalene	10	U
88-74-4	2-Nitroaniline	20	U
131-11-3	Dimethylphthalate	10	U
208-96-8	Acenaphthylene	10	U
606-20-2	2,6-Dinitrotoluene	10	U
99-09-2	3-Nitroaniline	20	U
83-32-9	Acenaphthene	10	U
51-28-5	2,4-Dinitrophenol	20	U
100-02-7	4-Nitrophenol	20	U
132-64-9	Dibenzofuran	10	U

EL 12/9/12

1E - FORM I SV-2

SEMIVOLATILE ORGANICS ANALYSIS DATA SHEET

CLIENT SAMPLE NO.

MW-09

Lab Name: SPECTRUM ANALYTICAL, INC. Contract:

Lab Code: MITKEM Case No.: L2340 Mod. Ref No.: SDG No.: SL2340

Matrix: (SOIL/SED/WATER) WATER Lab Sample ID: L2340-08B

Sample wt/vol: 1000 (g/mL) ML Lab File ID: S3I2676.D

Level: (LOW/MED) LOW Extraction: (Type) SEPF

% Moisture: Decanted: (Y/N) Date Received: 11/05/2012

Concentrated Extract Volume: 1000 (uL) Date Extracted: 11/07/2012

Injection Volume: 1.0 (uL) GPC Factor: 1.00 Date Analyzed: 11/14/2012

GPC Cleanup: (Y/N) N pH: Dilution Factor: 1.0

CAS NO.	COMPOUND	CONCENTRATION UNITS: (ug/L or ug/Kg) UG/L	Q
121-14-2	2,4-Dinitrotoluene	10	U
84-66-2	Diethylphthalate	10	U
7005-72-3	4-Chlorophenyl-phenylether	10	UJ
86-73-7	Fluorene	10	UJ
100-01-6	4-Nitroaniline	20	U
534-52-1	4,6-Dinitro-2-methylphenol	20	U
86-30-6	N-Nitrosodiphenylamine	10	U
101-55-3	4-Bromophenyl-phenylether	10	U
118-74-1	Hexachlorobenzene	10	U
87-86-5	Pentachlorophenol	20	U
85-01-8	Phenanthrene	10	U
120-12-7	Anthracene	10	U
86-74-8	Carbazole	10	U
84-74-2	Di-n-butylphthalate	6.8	JU
206-44-0	Fluoranthene	10	U
129-00-0	Pyrene	10	U
85-68-7	Butylbenzylphthalate	10	U
91-94-1	3,3'-Dichlorobenzidine	10	U
56-55-3	Benzo(a)anthracene	10	U
218-01-9	Chrysene	10	U
117-81-7	Bis(2-ethylhexyl)phthalate	10	U
117-84-0	Di-n-octylphthalate	10	U
205-99-2	Benzo(b)fluoranthene	10	U
207-08-9	Benzo(k)fluoranthene	10	U
50-32-8	Benzo(a)pyrene	10	U
193-39-5	Indeno(1,2,3-cd)pyrene	10	UJ
53-70-3	Dibenzo(a,h)anthracene	10	UJ
191-24-2	Benzo(g,h,i)perylene	10	UJ

EL
12/9/12

1K - FORM I SV-TIC

SEMIVOLATILE ORGANICS ANALYSIS DATA SHEET

TENTATIVELY IDENTIFIED COMPOUNDS

CLIENT SAMPLE NO.

MW-09

Lab Name: SPECTRUM ANALYTICAL, INC. Contract:

Lab Code: MITKEM Case No.: L2340 Mod. Ref No.: SDG No.: SL2340

Matrix: (SOIL/SED/WATER) WATER Lab Sample ID: L2340-08B

Sample wt/vol: 1000 (g/mL) ML Lab File ID: S3I2676.D

Level: (TRACE or LOW/MED) LOW Extraction: (Type) SEPF

% Moisture: Decanted: (Y/N) Date Received: 11/05/2012

Concentrated Extract Volume: 1000 (uL) Date Extracted: 11/07/2012

Injection Volume: 1.0 (uL) GPC Factor: 1.00 Date Analyzed: 11/14/2012

GPC Cleanup: (Y/N) N pH: Dilution Factor: 1.0

CONCENTRATION UNITS: (ug/L or ug/Kg) UG/L

CAS NUMBER	COMPOUND NAME	RT	EST. CONC.	Q

[2] EPA-designated Registry Number.

EL 12/9/12

1D - FORM I SV-1

SEMIVOLATILE ORGANICS ANALYSIS DATA SHEET

CLIENT SAMPLE NO.

FIELD BLANK

Lab Name: SPECTRUM ANALYTICAL, INC. Contract:

Lab Code: MITKEM Case No.: L2340 Mod. Ref No.: SDG No.: SL2340

Matrix: (SOIL/SED/WATER) WATER Lab Sample ID: L2340-10B

Sample wt/vol: 1000 (g/mL) ML Lab File ID: S3I2675.D

Level: (LOW/MED) LOW Extraction: (Type) SEPF

% Moisture: Decanted: (Y/N) Date Received: 11/05/2012

Concentrated Extract Volume: 1000 (uL) Date Extracted: 11/07/2012

Injection Volume: 1.0 (uL) GPC Factor: 1.00 Date Analyzed: 11/14/2012

GPC Cleanup: (Y/N) N pH: Dilution Factor: 1.0

CAS NO.	COMPOUND	CONCENTRATION UNITS: (ug/L or ug/Kg) UG/L	Q
108-95-2	Phenol	10	U
111-44-4	Bis(2-chloroethyl)ether	10	U
95-57-8	2-Chlorophenol	10	U
541-73-1	1,3-Dichlorobenzene	10	U
106-46-7	1,4-Dichlorobenzene	10	U
95-50-1	1,2-Dichlorobenzene	10	U
95-48-7	2-Methylphenol	10	U
108-60-1	2,2´-oxybis(1-Chloropropane)	10	U
106-44-5	4-Methylphenol	10	U
621-64-7	N-Nitroso-di-n-propylamine	10	U
67-72-1	Hexachloroethane	10	U
98-95-3	Nitrobenzene	10	U
78-59-1	Isophorone	10	U
88-75-5	2-Nitrophenol	10	U
105-67-9	2,4-Dimethylphenol	10	U J
120-83-2	2,4-Dichlorophenol	10	U
120-82-1	1,2,4-Trichlorobenzene	10	U
91-20-3	Naphthalene	10	U
106-47-8	4-Chloroaniline	10	U
111-91-1	Bis(2-chloroethoxy)methane	10	U
87-68-3	Hexachlorobutadiene	10	U
59-50-7	4-Chloro-3-methylphenol	10	U
91-57-6	2-Methylnaphthalene	10	U
77-47-4	Hexachlorocyclopentadiene	10	U
88-06-2	2,4,6-Trichlorophenol	10	U
95-95-4	2,4,5-Trichlorophenol	20	U
91-58-7	2-Chloronaphthalene	10	U
88-74-4	2-Nitroaniline	20	U
131-11-3	Dimethylphthalate	10	U
208-96-8	Acenaphthylene	10	U
606-20-2	2,6-Dinitrotoluene	10	U
99-09-2	3-Nitroaniline	20	U
83-32-9	Acenaphthene	10	U
51-28-5	2,4-Dinitrophenol	20	U
100-02-7	4-Nitrophenol	20	U
132-64-9	Dibenzofuran	10	U

EL 12/9/12

1E - FORM I SV-2

SEMIVOLATILE ORGANICS ANALYSIS DATA SHEET

CLIENT SAMPLE NO.

FIELD BLANK

Lab Name: SPECTRUM ANALYTICAL, INC. Contract:

Lab Code: MITKEM Case No.: L2340 Mod. Ref No.: SDG No.: SL2340

Matrix: (SOIL/SED/WATER) WATER Lab Sample ID: L2340-10B

Sample wt/vol: 1000 (g/mL) ML Lab File ID: S3I2675.D

Level: (LOW/MED) LOW Extraction: (Type) SEPF

% Moisture: Decanted: (Y/N) Date Received: 11/05/2012

Concentrated Extract Volume: 1000 (uL) Date Extracted: 11/07/2012

Injection Volume: 1.0 (uL) GPC Factor: 1.00 Date Analyzed: 11/14/2012

GPC Cleanup: (Y/N) N pH: Dilution Factor: 1.0

CAS NO.	COMPOUND	CONCENTRATION UNITS: (ug/L or ug/Kg) UG/L	Q
121-14-2	2,4-Dinitrotoluene	10	U
84-66-2	Diethylphthalate	10	U
7005-72-3	4-Chlorophenyl-phenylether	10	UJ
86-73-7	Fluorene	10	UJ
100-01-6	4-Nitroaniline	20	U
534-52-1	4,6-Dinitro-2-methylphenol	20	U
86-30-6	N-Nitrosodiphenylamine	10	U
101-55-3	4-Bromophenyl-phenylether	10	U
118-74-1	Hexachlorobenzene	10	U
87-86-5	Pentachlorophenol	20	U
85-01-8	Phenanthrene	10	U
120-12-7	Anthracene	10	U
86-74-8	Carbazole	10	U
84-74-2	Di-n-butylphthalate	7.2	J
206-44-0	Fluoranthene	10	U
129-00-0	Pyrene	10	U
85-68-7	Butylbenzylphthalate	10	U
91-94-1	3,3'-Dichlorobenzidine	10	U
56-55-3	Benzo(a)anthracene	10	U
218-01-9	Chrysene	10	U
117-81-7	Bis(2-ethylhexyl)phthalate	10	U
117-84-0	Di-n-octylphthalate	10	U
205-99-2	Benzo(b)fluoranthene	10	U
207-08-9	Benzo(k)fluoranthene	10	U
50-32-8	Benzo(a)pyrene	10	U
193-39-5	Indeno(1,2,3-cd)pyrene	10	UJ
53-70-3	Dibenzo(a,h)anthracene	10	UJ
191-24-2	Benzo(g,h,i)perylene	10	UJ

EL 12/9/12

1K - FORM I SV-TIC

SEMIVOLATILE ORGANICS ANALYSIS DATA SHEET

TENTATIVELY IDENTIFIED COMPOUNDS

CLIENT SAMPLE NO.

FIELD BLANK

Lab Name: SPECTRUM ANALYTICAL, INC. Contract:

Lab Code: MITKEM Case No.: L2340 Mod. Ref No.: SDG No.: SL2340

Matrix: (SOIL/SED/WATER) WATER Lab Sample ID: L2340-10B

Sample wt/vol: 1000 (g/mL) ML Lab File ID: S3I2675.D

Level: (TRACE or LOW/MED) LOW Extraction: (Type) SEPF

% Moisture: Decanted: (Y/N) Date Received: 11/05/2012

Concentrated Extract Volume: 1000 (uL) Date Extracted: 11/07/2012

Injection Volume: 1.0 (uL) GPC Factor: 1.00 Date Analyzed: 11/14/2012

GPC Cleanup: (Y/N) N pH: Dilution Factor: 1.0

CONCENTRATION UNITS: (ug/L or ug/Kg) UG/L

CAS NUMBER	COMPOUND NAME	RT	EST. CONC.	Q

[2] EPA-designated Registry Number.

EL 12/9/12

1G - FORM I PEST

PESTICIDE ORGANICS ANALYSIS DATA SHEET

CLIENT SAMPLE NO.

MW-07

Lab Name: SPECTRUM ANALYTICAL, INC. Contract:

Lab Code: MITKEM Case No.: L2340 Mod. Ref No.: SDG No.: SL2340

Matrix: (SOIL/SED/WATER) WATER Lab Sample ID: L2340-01B

Sample wt/vol: 1000 (g/mL) ML Lab File ID: E4G9622F.D/E4G9622R.D

% Moisture: Decanted: (Y/N) Date Received: 11/05/2012

Extraction: (Type) SEPF Date Extracted: 11/07/2012

Concentrated Extract Volume: 10000 (uL) Date Analyzed: 11/15/2012

Injection Volume: 1.0 (uL) GPC Factor: 1.00 Dilution Factor: 1.0

GPC Cleanup: (Y/N) N pH: Sulfur Cleanup: (Y/N) N

CAS NO.	COMPOUND	CONCENTRATION UNITS: (ug/L or ug/Kg) UG/L	Q
319-84-6	alpha-BHC	0.050	U
319-85-7	beta-BHC	0.050	U
319-86-8	delta-BHC	0.050	U
58-89-9	gamma-BHC (Lindane)	0.050	U
76-44-8	Heptachlor	0.050	U
309-00-2	Aldrin	0.050	U
1024-57-3	Heptachlor epoxide	0.050	U
959-98-8	Endosulfan I	0.050	U
60-57-1	Dieldrin	0.10	U
72-55-9	4,4´-DDE	0.10	U
72-20-8	Endrin	0.10	U
33213-65-9	Endosulfan II	0.10	U
72-54-8	4,4´-DDD	0.10	U
1031-07-8	Endosulfan sulfate	0.10	U
50-29-3	4,4´-DDT	0.10	U
72-43-5	Methoxychlor	0.50	U
53494-70-5	Endrin ketone	0.10	U
7421-93-4	Endrin aldehyde	0.10	U
5103-71-9	alpha-Chlordane	0.050	U
5103-74-2	gamma-Chlordane	0.050	U
8001-35-2	Toxaphene	5.0	U

EL
12/9/12

1G - FORM I PEST

PESTICIDE ORGANICS ANALYSIS DATA SHEET

CLIENT SAMPLE NO.

MW-06

Lab Name: SPECTRUM ANALYTICAL, INC. Contract:

Lab Code: MITKEM Case No.: L2340 Mod. Ref No.: SDG No.: SL2340

Matrix: (SOIL/SED/WATER) WATER Lab Sample ID: L2340-02B

Sample wt/vol: 1000 (g/mL) ML Lab File ID: E4G9623F.D/E4G9623R.D

% Moisture: Decanted: (Y/N) Date Received: 11/05/2012

Extraction: (Type) SEPF Date Extracted: 11/07/2012

Concentrated Extract Volume: 10000 (uL) Date Analyzed: 11/15/2012

Injection Volume: 1.0 (uL) GPC Factor: 1.00 Dilution Factor: 1.0

GPC Cleanup: (Y/N) N pH: Sulfur Cleanup: (Y/N) N

CAS NO.	COMPOUND	CONCENTRATION UNITS: (ug/L or ug/Kg) UG/L	Q
319-84-6	alpha-BHC	0.050	U
319-85-7	beta-BHC	0.050	U
319-86-8	delta-BHC	0.050	U
58-89-9	gamma-BHC (Lindane)	0.050	U
76-44-8	Heptachlor	0.050	U
309-00-2	Aldrin	0.050	U
1024-57-3	Heptachlor epoxide	0.050	U
959-98-8	Endosulfan I	0.050	U
60-57-1	Dieldrin	0.10	U
72-55-9	4,4´-DDE	0.10	U
72-20-8	Endrin	0.10	U
33213-65-9	Endosulfan II	0.10	U
72-54-8	4,4´-DDD	0.10	U
1031-07-8	Endosulfan sulfate	0.10	U
50-29-3	4,4´-DDT	0.10	U
72-43-5	Methoxychlor	0.50	U
53494-70-5	Endrin ketone	0.10	U
7421-93-4	Endrin aldehyde	0.10	U
5103-71-9	alpha-Chlordane	0.050	U
5103-74-2	gamma-Chlordane	0.050	U
8001-35-2	Toxaphene	5.0	U

EL
12/9/12

1G - FORM I PEST

PESTICIDE ORGANICS ANALYSIS DATA SHEET

CLIENT SAMPLE NO.

MW-10

Lab Name: SPECTRUM ANALYTICAL, INC. Contract:

Lab Code: MITKEM Case No.: L2340 Mod. Ref No.: SDG No.: SL2340

Matrix: (SOIL/SED/WATER) WATER Lab Sample ID: L2340-05B

Sample wt/vol: 1000 (g/mL) ML Lab File ID: E4G9624F.D/E4G9624R.D

% Moisture: Decanted: (Y/N) Date Received: 11/05/2012

Extraction: (Type) SEPF Date Extracted: 11/07/2012

Concentrated Extract Volume: 10000 (uL) Date Analyzed: 11/15/2012

Injection Volume: 1.0 (uL) GPC Factor: 1.00 Dilution Factor: 1.0

GPC Cleanup: (Y/N) N pH: Sulfur Cleanup: (Y/N) N

CAS NO.	COMPOUND	CONCENTRATION UNITS: (ug/L or ug/Kg) UG/L	Q
319-84-6	alpha-BHC	0.050	U
319-85-7	beta-BHC	0.050	U
319-86-8	delta-BHC	0.050	U
58-89-9	gamma-BHC (Lindane)	0.050	U
76-44-8	Heptachlor	0.050	U
309-00-2	Aldrin	0.050	U
1024-57-3	Heptachlor epoxide	0.050	U
959-98-8	Endosulfan I	0.050	U
60-57-1	Dieldrin	0.10	U
72-55-9	4,4´-DDE	0.10	U
72-20-8	Endrin	0.10	U
33213-65-9	Endosulfan II	0.10	U
72-54-8	4,4´-DDD	0.10	U
1031-07-8	Endosulfan sulfate	0.10	U
50-29-3	4,4´-DDT	0.10	U
72-43-5	Methoxychlor	0.50	U
53494-70-5	Endrin ketone	0.10	U
7421-93-4	Endrin aldehyde	0.10	U
5103-71-9	alpha-Chlordane	0.050	U
5103-74-2	gamma-Chlordane	0.050	U
8001-35-2	Toxaphene	5.0	U

EL 12/9/12

1G - FORM I PEST

PESTICIDE ORGANICS ANALYSIS DATA SHEET

CLIENT SAMPLE NO.

MW-09

Lab Name: SPECTRUM ANALYTICAL, INC. Contract:

Lab Code: MITKEM Case No.: L2340 Mod. Ref No.: SDG No.: SL2340

Matrix: (SOIL/SED/WATER) WATER Lab Sample ID: L2340-08B

Sample wt/vol: 1000 (g/mL) ML Lab File ID: E4G9625F.D/E4G9625R.D

% Moisture: Decanted: (Y/N) Date Received: 11/05/2012

Extraction: (Type) SEPF Date Extracted: 11/07/2012

Concentrated Extract Volume: 10000 (uL) Date Analyzed: 11/15/2012

Injection Volume: 1.0 (uL) GPC Factor: 1.00 Dilution Factor: 1.0

GPC Cleanup: (Y/N) N pH: Sulfur Cleanup: (Y/N) N

CAS NO.	COMPOUND	CONCENTRATION UNITS: (ug/L or ug/Kg) UG/L	Q
319-84-6	alpha-BHC	0.050	U
319-85-7	beta-BHC	0.050	U
319-86-8	delta-BHC	0.050	U
58-89-9	gamma-BHC (Lindane)	0.050	U
76-44-8	Heptachlor	0.050	U
309-00-2	Aldrin	0.050	U
1024-57-3	Heptachlor epoxide	0.050	U
959-98-8	Endosulfan I	0.050	U
60-57-1	Dieldrin	0.10	U
72-55-9	4,4´-DDE	0.10	U
72-20-8	Endrin	0.10	U
33213-65-9	Endosulfan II	0.10	U
72-54-8	4,4´-DDD	0.10	U
1031-07-8	Endosulfan sulfate	0.10	U
50-29-3	4,4´-DDT	0.10	U
72-43-5	Methoxychlor	0.50	U
53494-70-5	Endrin ketone	0.10	U
7421-93-4	Endrin aldehyde	0.10	U
5103-71-9	alpha-Chlordane	0.050	U
5103-74-2	gamma-Chlordane	0.050	U
8001-35-2	Toxaphene	5.0	U

EL
12/9/12

1G - FORM I PEST

PESTICIDE ORGANICS ANALYSIS DATA SHEET

CLIENT SAMPLE NO.

BW-5

Lab Name: SPECTRUM ANALYTICAL, INC. Contract:

Lab Code: MITKEM Case No.: L2340 Mod. Ref No.: SDG No.: SL2340

Matrix: (SOIL/SED/WATER) WATER Lab Sample ID: L2340-09B

Sample wt/vol: 1000 (g/mL) ML Lab File ID: E4G9628F.D/E4G9628R.D

% Moisture: Decanted: (Y/N) Date Received: 11/05/2012

Extraction: (Type) SEPF Date Extracted: 11/07/2012

Concentrated Extract Volume: 10000 (uL) Date Analyzed: 11/15/2012

Injection Volume: 1.0 (uL) GPC Factor: 1.00 Dilution Factor: 1.0

GPC Cleanup: (Y/N) N pH: Sulfur Cleanup: (Y/N) N

CAS NO.	COMPOUND	CONCENTRATION UNITS: (ug/L or ug/Kg) UG/L	Q
319-84-6	alpha-BHC	0.050	U
319-85-7	beta-BHC	0.050	U
319-86-8	delta-BHC	0.050	U
58-89-9	gamma-BHC (Lindane)	0.23	~~P~~ J
76-44-8	Heptachlor	0.050	U
309-00-2	Aldrin	0.050	U
1024-57-3	Heptachlor epoxide	0.050	U
959-98-8	Endosulfan I	0.050	U
60-57-1	Dieldrin	0.10	U
72-55-9	4,4´-DDE	0.10	U
72-20-8	Endrin	0.10	U
33213-65-9	Endosulfan II	0.10	U
72-54-8	4,4´-DDD	0.10	U
1031-07-8	Endosulfan sulfate	0.10	U
50-29-3	4,4´-DDT	0.10	U
72-43-5	Methoxychlor	0.50	U
53494-70-5	Endrin ketone	0.10	U
7421-93-4	Endrin aldehyde	0.10	U
5103-71-9	alpha-Chlordane	0.050	U
5103-74-2	gamma-Chlordane	0.050	U
8001-35-2	Toxaphene	5.0	U

EL 12/9/12

1G - FORM I PEST

PESTICIDE ORGANICS ANALYSIS DATA SHEET

CLIENT SAMPLE NO.

FIELD BLANK

Lab Name: SPECTRUM ANALYTICAL, INC. Contract:

Lab Code: MITKEM Case No.: L2340 Mod. Ref No.: SDG No.: SL2340

Matrix: (SOIL/SED/WATER) WATER Lab Sample ID: L2340-10B

Sample wt/vol: 1000 (g/mL) ML Lab File ID: E4G9629F.D/E4G9629R.D

% Moisture: Decanted: (Y/N) Date Received: 11/05/2012

Extraction: (Type) SEPF Date Extracted: 11/07/2012

Concentrated Extract Volume: 10000 (uL) Date Analyzed: 11/15/2012

Injection Volume: 1.0 (uL) GPC Factor: 1.00 Dilution Factor: 1.0

GPC Cleanup: (Y/N) N pH: Sulfur Cleanup: (Y/N) N

CAS NO.	COMPOUND	CONCENTRATION UNITS: (ug/L or ug/Kg) UG/L	Q
319-84-6	alpha-BHC	0.050	U
319-85-7	beta-BHC	0.050	U
319-86-8	delta-BHC	0.050	U
58-89-9	gamma-BHC (Lindane)	0.050	U
76-44-8	Heptachlor	0.050	U
309-00-2	Aldrin	0.050	U
1024-57-3	Heptachlor epoxide	0.050	U
959-98-8	Endosulfan I	0.050	U
60-57-1	Dieldrin	0.10	U
72-55-9	4,4´-DDE	0.10	U
72-20-8	Endrin	0.10	U
33213-65-9	Endosulfan II	0.10	U
72-54-8	4,4´-DDD	0.10	U
1031-07-8	Endosulfan sulfate	0.10	U
50-29-3	4,4´-DDT	0.10	U
72-43-5	Methoxychlor	0.50	U
53494-70-5	Endrin ketone	0.10	U
7421-93-4	Endrin aldehyde	0.10	U
5103-71-9	alpha-Chlordane	0.050	U
5103-74-2	gamma-Chlordane	0.050	U
8001-35-2	Toxaphene	5.0	U

EL
12/9/12

1H - FORM I ARO

AROCLOR ORGANICS ANALYSIS DATA SHEET

CLIENT SAMPLE NO.

MW-07

Lab Name: SPECTRUM ANALYTICAL, INC. Contract:

Lab Code: MITKEM Case No.: L2340 Mod. Ref No.: SDG No.: SL2340

Matrix: (SOIL/SED/WATER) WATER Lab Sample ID: L2340-01B

Sample wt/vol: 1000 (g/mL) ML Lab File ID: E2L6063F.D/E2L6063R.D

% Moisture: Decanted: (Y/N) Date Received: 11/05/2012

Extraction: (Type) SEPF Date Extracted: 11/07/2012

Concentrated Extract Volume: 10000 (uL) Date Analyzed: 11/16/2012

Injection Volume: 1.0 (uL) GPC Factor: 1.00 Dilution Factor: 1.0

GPC Cleanup: (Y/N) N pH: Sulfur Cleanup: (Y/N) Y

Acid Cleanup: (Y/N) Y

CAS NO.	COMPOUND	CONCENTRATION UNITS: (ug/L or ug/Kg) UG/L	Q
12674-11-2	Aroclor-1016	1.0	U
11104-28-2	Aroclor-1221	1.0	U
11141-16-5	Aroclor-1232	1.0	U
53469-21-9	Aroclor-1242	1.0	U
12672-29-6	Aroclor-1248	1.0	U
11097-69-1	Aroclor-1254	1.0	U
11096-82-5	Aroclor-1260	1.0	U

EL
12/9/12

1H - FORM I ARO

AROCLOR ORGANICS ANALYSIS DATA SHEET

CLIENT SAMPLE NO.

MW-06

Lab Name: SPECTRUM ANALYTICAL, INC. Contract:

Lab Code: MITKEM Case No.: L2340 Mod. Ref No.: SDG No.: SL2340

Matrix: (SOIL/SED/WATER) WATER Lab Sample ID: L2340-02B

Sample wt/vol: 1000 (g/mL) ML Lab File ID: E2L6064F.D/E2L6064R.D

% Moisture: Decanted: (Y/N) Date Received: 11/05/2012

Extraction: (Type) SEPF Date Extracted: 11/07/2012

Concentrated Extract Volume: 10000 (uL) Date Analyzed: 11/16/2012

Injection Volume: 1.0 (uL) GPC Factor: 1.00 Dilution Factor: 1.0

GPC Cleanup: (Y/N) N pH: Sulfur Cleanup: (Y/N) Y

Acid Cleanup: (Y/N) Y

CAS NO.	COMPOUND	CONCENTRATION UNITS: (ug/L or ug/Kg) UG/L	Q
12674-11-2	Aroclor-1016	1.0	U
11104-28-2	Aroclor-1221	1.0	U
11141-16-5	Aroclor-1232	1.0	U
53469-21-9	Aroclor-1242	1.0	U
12672-29-6	Aroclor-1248	1.0	U
11097-69-1	Aroclor-1254	1.0	U
11096-82-5	Aroclor-1260	1.0	U

EL
12/9/12

1H - FORM I ARO

AROCLOR ORGANICS ANALYSIS DATA SHEET

CLIENT SAMPLE NO.

MW-10

Lab Name: SPECTRUM ANALYTICAL, INC. Contract:

Lab Code: MITKEM Case No.: L2340 Mod. Ref No.: SDG No.: SL2340

Matrix: (SOIL/SED/WATER) WATER Lab Sample ID: L2340-05B

Sample wt/vol: 1000 (g/mL) ML Lab File ID: E2L6065F.D/E2L6065R.D

% Moisture: Decanted: (Y/N) Date Received: 11/05/2012

Extraction: (Type) SEPF Date Extracted: 11/07/2012

Concentrated Extract Volume: 10000 (uL) Date Analyzed: 11/16/2012

Injection Volume: 1.0 (uL) GPC Factor: 1.00 Dilution Factor: 1.0

GPC Cleanup: (Y/N) N pH: Sulfur Cleanup: (Y/N) Y

Acid Cleanup: (Y/N) Y

CAS NO.	COMPOUND	CONCENTRATION UNITS: (ug/L or ug/Kg) UG/L	Q
12674-11-2	Aroclor-1016	1.0	U
11104-28-2	Aroclor-1221	1.0	U
11141-16-5	Aroclor-1232	1.0	U
53469-21-9	Aroclor-1242	1.0	U
12672-29-6	Aroclor-1248	1.0	U
11097-69-1	Aroclor-1254	1.0	U
11096-82-5	Aroclor-1260	1.0	U

EL
12/9/12

1H - FORM I ARO

AROCLOR ORGANICS ANALYSIS DATA SHEET

CLIENT SAMPLE NO.

MW-09

Lab Name: SPECTRUM ANALYTICAL, INC. Contract:

Lab Code: MITKEM Case No.: L2340 Mod. Ref No.: SDG No.: SL2340

Matrix: (SOIL/SED/WATER) WATER Lab Sample ID: L2340-08B

Sample wt/vol: 1000 (g/mL) ML Lab File ID: E2L6066F.D/E2L6066R.D

% Moisture: Decanted: (Y/N) Date Received: 11/05/2012

Extraction: (Type) SEPF Date Extracted: 11/07/2012

Concentrated Extract Volume: 10000 (uL) Date Analyzed: 11/16/2012

Injection Volume: 1.0 (uL) GPC Factor: 1.00 Dilution Factor: 1.0

GPC Cleanup: (Y/N) N pH: Sulfur Cleanup: (Y/N) Y

Acid Cleanup: (Y/N) Y

CAS NO.	COMPOUND	CONCENTRATION UNITS: (ug/L or ug/Kg) UG/L	Q
12674-11-2	Aroclor-1016	1.0	U
11104-28-2	Aroclor-1221	1.0	U
11141-16-5	Aroclor-1232	1.0	U
53469-21-9	Aroclor-1242	1.0	U
12672-29-6	Aroclor-1248	1.0	U
11097-69-1	Aroclor-1254	1.0	U
11096-82-5	Aroclor-1260	1.0	U

EL
12/9/12

1H - FORM I ARO

AROCLOR ORGANICS ANALYSIS DATA SHEET

CLIENT SAMPLE NO.

FIELD BLANK

Lab Name: SPECTRUM ANALYTICAL, INC. Contract:

Lab Code: MITKEM Case No.: L2340 Mod. Ref No.: SDG No.: SL2340

Matrix: (SOIL/SED/WATER) WATER Lab Sample ID: L2340-10B

Sample wt/vol: 1000 (g/mL) ML Lab File ID: E2L6069F.D/E2L6069R.D

% Moisture: Decanted: (Y/N) Date Received: 11/05/2012

Extraction: (Type) SEPF Date Extracted: 11/07/2012

Concentrated Extract Volume: 10000 (uL) Date Analyzed: 11/16/2012

Injection Volume: 1.0 (uL) GPC Factor: 1.00 Dilution Factor: 1.0

GPC Cleanup: (Y/N) N pH: Sulfur Cleanup: (Y/N) Y

Acid Cleanup: (Y/N) Y

CAS NO.	COMPOUND	CONCENTRATION UNITS: (ug/L or ug/Kg) UG/L	Q
12674-11-2	Aroclor-1016	1.0	U
11104-28-2	Aroclor-1221	1.0	U
11141-16-5	Aroclor-1232	1.0	U
53469-21-9	Aroclor-1242	1.0	U
12672-29-6	Aroclor-1248	1.0	U
11097-69-1	Aroclor-1254	1.0	U
11096-82-5	Aroclor-1260	1.0	U

EL
12/9/12

U.S. EPA - CLP

1

INORGANIC ANALYSIS DATA SHEET

EPA SAMPLE NO.

BW-09

Lab Name: Spectrum Analytical, Inc. Contract: 209280

Lab Code: MITKEM Case No.: SAS No.: SDG No.: SL2340

Matrix (soil/water): WATER Lab Sample ID: L2340-03

Level (low/med): MED Date Received: 11/05/2012

% Solids: 0.0

Concentration Units (ug/L or mg/kg dry weight): ug/L

CAS No.	Analyte	Concentration	C	Q	M
7429-90-5	Aluminum	66.0	U		P
7440-36-0	Antimony	9.3	U		P
7440-38-2	Arsenic	4.3	U		P
7440-39-3	Barium	85.7	~~B~~	J	P
7440-41-7	Beryllium	0.26	U		P
7440-43-9	Cadmium	0.89	U		P
7440-70-2	Calcium	131000			P
7440-47-3	Chromium	0.64	U		P
7440-48-4	Cobalt	1.7	~~B~~	J	P
7440-50-8	Copper	3.6	U		P
7439-89-6	Iron	911			P
7439-92-1	Lead	4.2	U		P
7439-95-4	Magnesium	28300			P
7439-96-5	Manganese	281			P
7439-97-6	Mercury	0.078	~~B~~	J	CV
7440-02-0	Nickel	11.1	~~B~~	J	P
7440-09-7	Potassium	16800			P
7782-49-2	Selenium	12.0	U		P
7440-22-4	Silver	6.9	U		P
7440-23-5	Sodium	25000			P
7440-28-0	Thallium	6.2	U		P
7440-62-2	Vanadium	1.1	U		P
7440-66-6	Zinc	11.9	~~B~~	J	P

EL
12/9/12

Comments:

U.S. EPA - CLP

1

INORGANIC ANALYSIS DATA SHEET

EPA SAMPLE NO.

BW-5

Lab Name: Spectrum Analytical, Inc. Contract: 209280

Lab Code: MITKEM Case No.: SAS No.: SDG No.: SL2340

Matrix (soil/water): WATER Lab Sample ID: L2340-09

Level (low/med): MED Date Received: 11/05/2012

% Solids: 0.0

Concentration Units (ug/L or mg/kg dry weight): ug/L

CAS No.	Analyte	Concentration	C	Q	M
7429-90-5	Aluminum	73.4	~~B~~	J	P
7440-36-0	Antimony	11.1	~~B~~	J	P
7440-38-2	Arsenic	4.3	U		P
7440-39-3	Barium	76.8	~~B~~	J	P
7440-41-7	Beryllium	0.26	U		P
7440-43-9	Cadmium	0.89	U		P
7440-70-2	Calcium	46400			P
7440-47-3	Chromium	0.64	U		P
7440-48-4	Cobalt	0.67	U		P
7440-50-8	Copper	3.6	U		P
7439-89-6	Iron	3910			P
7439-92-1	Lead	4.2	U		P
7439-95-4	Magnesium	12800			P
7439-96-5	Manganese	57.6			P
7439-97-6	Mercury	0.028	U		CV
7440-02-0	Nickel	1.4	~~B~~	J	P
7440-09-7	Potassium	7470			P
7782-49-2	Selenium	12.0	U		P
7440-22-4	Silver	6.9	U		P
7440-23-5	Sodium	256000			P
7440-28-0	Thallium	6.2	U		P
7440-62-2	Vanadium	1.1	U		P
7440-66-6	Zinc	4.9	U		P

EL
12/9/12

Comments:

U.S. EPA - CLP

1

EPA SAMPLE NO.

INORGANIC ANALYSIS DATA SHEET

FIELD BLANK

Lab Name: Spectrum Analytical, Inc. Contract: 209280

Lab Code: MITKEM Case No.: SAS No.: SDG No.: SL2340

Matrix (soil/water): WATER Lab Sample ID: L2340-10

Level (low/med): MED Date Received: 11/05/2012

% Solids: 0.0

Concentration Units (ug/L or mg/kg dry weight): ug/L

CAS No.	Analyte	Concentration	C	Q	M
7429-90-5	Aluminum	66.0	U		P
7440-36-0	Antimony	9.3	U		P
7440-38-2	Arsenic	4.3	U		P
7440-39-3	Barium	1.1	U		P
7440-41-7	Beryllium	0.26	U		P
7440-43-9	Cadmium	0.89	U		P
7440-70-2	Calcium	110	U		P
7440-47-3	Chromium	0.64	U		P
7440-48-4	Cobalt	0.67	U		P
7440-50-8	Copper	3.6	U		P
7439-89-6	Iron	31.0	U		P
7439-92-1	Lead	4.2	U		P
7439-95-4	Magnesium	76.0	U		P
7439-96-5	Manganese	10.0	U		P
7439-97-6	Mercury	0.028	U		CV
7440-02-0	Nickel	0.85	U		P
7440-09-7	Potassium	76.9	~~B~~ U		P
7782-49-2	Selenium	12.0	U		P
7440-22-4	Silver	6.9	U		P
7440-23-5	Sodium	518	~~B~~ J		P
7440-28-0	Thallium	6.2	U		P
7440-62-2	Vanadium	1.1	U		P
7440-66-6	Zinc	4.9	U		P

EL
12/9/12

Comments:

U.S. EPA - CLP

1

INORGANIC ANALYSIS DATA SHEET

EPA SAMPLE NO.

MW-06

Lab Name: Spectrum Analytical, Inc. Contract: 209280

Lab Code: MITKEM Case No.: SAS No.: SDG No.: SL2340

Matrix (soil/water): WATER Lab Sample ID: L2340-02

Level (low/med): MED Date Received: 11/05/2012

% Solids: 0.0

Concentration Units (ug/L or mg/kg dry weight): ug/L

CAS No.	Analyte	Concentration	C	Q	M
7429-90-5	Aluminum	131	~~B~~ J		P
7440-36-0	Antimony	9.3	U		P
7440-38-2	Arsenic	4.3	U		P
7440-39-3	Barium	607			P
7440-41-7	Beryllium	0.26	U		P
7440-43-9	Cadmium	0.89	U		P
7440-70-2	Calcium	286000			P
7440-47-3	Chromium	0.64	U		P
7440-48-4	Cobalt	0.67	U		P
7440-50-8	Copper	3.6	U		P
7439-89-6	Iron	199	~~B~~ J		P
7439-92-1	Lead	4.2	U		P
7439-95-4	Magnesium	45300			P
7439-96-5	Manganese	468			P
7439-97-6	Mercury	0.061	~~B~~ J		CV
7440-02-0	Nickel	2.3	~~B~~ J		P
7440-09-7	Potassium	20600			P
7782-49-2	Selenium	12.0	U		P
7440-22-4	Silver	6.9	U		P
7440-23-5	Sodium	577000			P
7440-28-0	Thallium	6.2	U		P
7440-62-2	Vanadium	1.1	U		P
7440-66-6	Zinc	4.9	U		P

EL
12/9/12

Comments:

U.S. EPA - CLP

1

INORGANIC ANALYSIS DATA SHEET

EPA SAMPLE NO.

MW-07

Lab Name: Spectrum Analytical, Inc. Contract: 209280

Lab Code: MITKEM Case No.: SAS No.: SDG No.: SL2340

Matrix (soil/water): WATER Lab Sample ID: L2340-01

Level (low/med): MED Date Received: 11/05/2012

% Solids: 0.0

Concentration Units (ug/L or mg/kg dry weight): ug/L

CAS No.	Analyte	Concentration	C	Q	M
7429-90-5	Aluminum	1260			P
7440-36-0	Antimony	9.3	U		P
7440-38-2	Arsenic	4.3	U		P
7440-39-3	Barium	201			P
7440-41-7	Beryllium	0.26	U		P
7440-43-9	Cadmium	0.89	U		P
7440-70-2	Calcium	477000			P
7440-47-3	Chromium	3.7	~~B~~	J	P
7440-48-4	Cobalt	1.6	~~B~~	J	P
7440-50-8	Copper	5.2	~~B~~	J	P
7439-89-6	Iron	2210			P
7439-92-1	Lead	4.2	U		P
7439-95-4	Magnesium	114000			P
7439-96-5	Manganese	707			P
7439-97-6	Mercury	0.062	~~B~~	J	CV
7440-02-0	Nickel	7.1	~~B~~	J	P
7440-09-7	Potassium	29400			P
7782-49-2	Selenium	12.0	U		P
7440-22-4	Silver	6.9	U		P
7440-23-5	Sodium	654000			P
7440-28-0	Thallium	6.2	U		P
7440-62-2	Vanadium	2.3	~~B~~	J	P
7440-66-6	Zinc	7.6	~~B~~	J	P

EL
12/9/12

Comments:

U.S. EPA - CLP

1

EPA SAMPLE NO.

INORGANIC ANALYSIS DATA SHEET

MW-09

Lab Name: Spectrum Analytical, Inc. Contract: 209280

Lab Code: MITKEM Case No.: SAS No.: SDG No.: SL2340

Matrix (soil/water): WATER Lab Sample ID: L2340-08

Level (low/med): MED Date Received: 11/05/2012

% Solids: 0.0

Concentration Units (ug/L or mg/kg dry weight): ug/L

CAS No.	Analyte	Concentration	C	Q	M
7429-90-5	Aluminum	66.0	U		P
7440-36-0	Antimony	14.2	~~B~~ J		P
7440-38-2	Arsenic	4.3	U		P
7440-39-3	Barium	16.0	~~B~~ J		P
7440-41-7	Beryllium	0.26	U		P
7440-43-9	Cadmium	0.89	U		P
7440-70-2	Calcium	184000			P
7440-47-3	Chromium	1.5	~~B~~ J		P
7440-48-4	Cobalt	0.67	U		P
7440-50-8	Copper	3.6	U		P
7439-89-6	Iron	43.5	~~B~~ J		P
7439-92-1	Lead	4.2	U		P
7439-95-4	Magnesium	58500			P
7439-96-5	Manganese	22.4	~~B~~ J		P
7439-97-6	Mercury	0.084	~~B~~ J		CV
7440-02-0	Nickel	0.90	~~B~~ J		P
7440-09-7	Potassium	2300			P
7782-49-2	Selenium	12.0	U		P
7440-22-4	Silver	6.9	U		P
7440-23-5	Sodium	145000			P
7440-28-0	Thallium	6.2	U		P
7440-62-2	Vanadium	1.1	U		P
7440-66-6	Zinc	4.9	U		P

EL
12/9/12

Comments:

U.S. EPA - CLP

1

INORGANIC ANALYSIS DATA SHEET

EPA SAMPLE NO.

MW-10

Lab Name: Spectrum Analytical, Inc. Contract: 209280

Lab Code: MITKEM Case No.: SAS No.: SDG No.: SL2340

Matrix (soil/water): WATER Lab Sample ID: L2340-05

Level (low/med): MED Date Received: 11/05/2012

% Solids: 0.0

Concentration Units (ug/L or mg/kg dry weight): ug/L

CAS No.	Analyte	Concentration	C	Q	M
7429-90-5	Aluminum	1200			P
7440-36-0	Antimony	9.3	U		P
7440-38-2	Arsenic	4.3	U		P
7440-39-3	Barium	5.0	~~B~~	J	P
7440-41-7	Beryllium	0.26	U		P
7440-43-9	Cadmium	0.89	U		P
7440-70-2	Calcium	155000			P
7440-47-3	Chromium	1.9	~~B~~	J	P
7440-48-4	Cobalt	8.6	~~B~~	J	P
7440-50-8	Copper	3.6	U		P
7439-89-6	Iron	730			P
7439-92-1	Lead	4.2	U		P
7439-95-4	Magnesium	41800			P
7439-96-5	Manganese	184			P
7439-97-6	Mercury	0.028	U		CV
7440-02-0	Nickel	13.5	~~B~~	J	P
7440-09-7	Potassium	3680			P
7782-49-2	Selenium	12.0	U		P
7440-22-4	Silver	6.9	U		P
7440-23-5	Sodium	126000			P
7440-28-0	Thallium	6.2	U		P
7440-62-2	Vanadium	1.1	U		P
7440-66-6	Zinc	24.9	~~B~~	J	P

EL
12/9/12

Comments:

APPENDIX 7

Soil Oxidant Demand Reports

Environmental Solutions

Klozur® Persulfate Demand Test

Client:	LaBella Associates, P.C. 300 State Street Rochester, NY 14614 Jen Gillen
Performing Lab:	FMC Corporation Tonawanda, NY
Date	April 15, 2013

I. Background

Klozur® activated persulfate is a strong oxidant capable of mineralizing a wide range of contaminants, including chlorinated solvents, petroleum hydrocarbons, polyaromatic hydrocarbons, gasoline additives, pesticides, and many others. Activation of the persulfate anion generates the sulfate radical, the primary species that drives the rapid destruction of the contaminants of concern. Activation can be accomplished by several methods[1]: heat, transition metals, addition of hydrogen peroxide, or utilizing high pH. Choice of the activation method will depend on the contaminant of concern and site characteristics.

A chemical oxidant is not specific as to what it will oxidize. As a result, activated persulfate will not only mineralize the contaminant of concern, but a portion of the oxidant will be used in oxidizing soil organics, reduced metals, and organic species that are not of concern. In addition, activated persulfate will undergo auto-decomposition, which will be a function of temperature, concentration and activation method. The demand upon the activated persulfate from all of these components is captured in a coarse screening test termed, "Klozur Demand Test". It is dependent upon the site characteristics, such as the organic content of the soil, the mineral loading, and soil type and collectively must be considered for estimating the magnitude of oxidant dosing during field application.

The Klozur® Persulfate KDT test measures the loss of persulfate in the presence of soil, groundwater and activator over a period of 48 and 96 hours. The resulting KDT values can then be used as a guide to develop appropriate persulfate dosing for subsequent treatability testing and field applications.

[1] FMC is the owner of licensee under various patents relating to the use of activation chemistries

II. Sample Handling for LaBella Associates, P.C.

Client Sample Identification

- Soil ID: SOD; GW ID: N/A; DiH_2O used

Handling Procedures

- The samples were received on 04/01/2013.
- During the collection of the preliminary data, the soil was well mixed, used and put into its original container after its use.
- No groundwater was sent to be used in this analysis; DiH_2O was used in its place.
- On 04/08/2013, multiple experimental samples were prepared according to the amounts shown in the results table below.
- The experimental samples were stored at room temperature and each sample was vigorously shaken once per day.
- About 2200 grams of the soil sample is left with us. The unused soil sample will be disposed of responsibly after about one week.

III. Results

Sample ID	Run #	Trial Activator	Soil Wt. (g)	Water Vol. (mL)	Klozur Dosage (g/Kg Soil) t=0 hrs.	Slurry pH	Klozur Consumption (g/Kg Soil) t=48hr	Klozur Consumption (g/Kg Soil) t=96 hr
SOD	1	NaOH	10	30	15	11.26-11.09	0.55	1.02
	2	NaOH	10	30	15	11.26-11.09	0.56	1.05
	Soil Buffering Demand = **0.71 gallons 25% NaOH/ 2000 lb of Soil** **Acid Generation Demand** = **0.13 gallons 25% NaOH/ lb of Klozur persulfate**							

IV. Conclusions

The Klozur® Persulfate demand with NaOH activation for the SOD soil sample ranges from approximately 0.55 – 1.05 g persulfate / kg soil, which is considered low to average as compared to persulfate SOD for most soils. Based on these values, an average of 0.80 g/kg is recommended as an area SOD for further refinement of the Klozur persulfate total demand.

Soil buffering capacity was determined using a basic pH titration method to ascertain how much base was needed to add to the system to maintain a pH of 11 during the KDT testing period. The amount of base is reported herein. However, pH buffering measurements in a jar system tend to overestimate the amount of base that would be needed to achieve equivalent results in the field. As a result the reported base demand should be treated as a conservative estimate, and may not be representative of actual field base demand.

V. Authorizing Signatures

This report contains the results as determined by FMC laboratory protocol and are accurately represented herein.

Eric Krueger
FMC Performing Scientist

Note: 1. FMC recommends performing suitable treatability testing and field pilot demonstration to determine the effectiveness of Klozur® activated persulfate on the contaminants of concern. KDT testing provides only an indication of the minimum amount of oxidant required to overcome the demands of soil, groundwater and other secondary species that contribute to the usage of the oxidant. The KDT results do not imply a guarantee of efficacy of the activated persulfate in actual field situations. 2. ANY SUCH QUANTITY OR WARRANTY IS EXPRESSLY DISCLAIMED.

FMC and Klozur are registered trademarks of FMC Corporation. © 2013.

Carus Remediation Technologies
Remediation Report

5 April 2013

Customer: LaBella Associates
300 State St.
Rochester, NY 14614

Attention: Dan Noll

From: L. Mueller

TECH # 13-056

Subject: RemOx® S ISCO Reagent Permanganate Natural Oxidant Demand

Summary
The overall average RemOx® S ISCO reagent permanganate natural oxidant demand (PNOD) at 48 hours for the soil sample was determined to be 3.01 g/kg. The demands ranged from 2.93 g/kg to 3.06 g/kg. These values are calculated on a weight as potassium permanganate ($KMnO_4$) per dry weight of soil.

Background
One soil sample was received from LaBella Associates, P.C. in Rochester, NY from the 690 St. Paul project on April 1st, 2013. The soil sample designation was 690 St. Paul PNOD. The sample was analyzed for permanganate natural oxidant demand. The measurement of the permanganate natural oxidant demand is used to estimate the concentration of permanganate that will be consumed by the natural reducing agents during a given time period of 48 hours.

Experimental
The samples were analyzed for permanganate natural oxidant demand following ASTM D7262-07 Test Method A. A brief summary is as follows:

To determine the PNOD, the soil was baked at 105°C for 24 hours then allowed to cool to room temperature. The soil was then blended and passed through a U.S. 10 sieve (2 mm). Reactors were loaded with 50 grams of soil and 100 mL of 20 g/L $KMnO_4$ for an initial dose of 40 g/kg $KMnO_4$ on a dry soil weight basis at a 1:2 soil to aqueous reagent ratio. Each soil dose was performed in triplicate. The reaction vessels were inverted once to mix the reagents. Residual permanganate (MnO_4^-) was determined at 48 hours. The demands were calculated on a dry weight basis.

Results
The permanganate demand is the amount of permanganate consumed in a given amount of time. It should be noted that in a soil or groundwater sample, the oxidation of any compound by permanganate is dependent on the initial dose of permanganate and the reaction time available. As the permanganate dose is increased, the reaction rate and oxidant consumption may also

increase. Some compounds that are not typically oxidized by permanganate under low doses can become reactive with permanganate at higher concentrations.
The 48-hour PNOD results can be seen in Table 1 (on a dry soil basis).

Table 1: 48-Hour PNOD *

Soil Sample Identification	Average and Standard Deviation (g/kg)	Replicate 1 (g/kg)	Replicate 2 (g/kg)	Replicate 3 (g/kg)
690 St. Paul PNOD	3.01 ± 0.069	3.03	3.06	2.93
Overall Average	3.01			

*Demands were calculated on a weight $KMnO_4$/dry soil weight basis from an initial dose of 40.0 g/kg $KMnO_4$ initial dose at a 1:2 soil to aqueous solution ratio

Conclusions
For this application the amount of permanganate needed will be dependent on the reaction time allowed. On average, the soil sample had a 48-hour permanganate demand value of 3.01 g/kg. The demands ranged from 2.93 g/kg to 3.06 g/kg. Generally, remediation sites with a soil demand of less than 20.0 g/kg at the time of interest are favorable for *in situ* chemical oxidation with permanganate (see Table 2 for additional information).

Table 2: Correlation of Permanganate Natural Oxidant Demand Results*

PNOD (g/kg)	**Rank**	Comment
<10	Low	ISCO with MnO_4^- is recommended. Soil contribution to MnO_4^- demand is low.
10-20	Moderate	ISCO with MnO_4^- is recommended. Soil contribution to MnO_4^- demand is moderate. Economics should be considered.
>20	High	ISCO with MnO_4^- is technically feasible. Other technologies may provide lower cost alternatives.

*Dry Weight Basis

RemOx® ISCO reagent is a registered trademark of Carus Corporation

CARUS®

CHAIN OF CUSTODY RECORD

*ITEMS LISTED IN RED MUST BE COMPLETED BY CLIENT

CLIENT*	PROJECT NAME	SITE LOCATION	P.O. NUMBER
LABELLA ASSOCIATES, P.C.	690 ST PAUL	ROCHESTER, NY	209280
ADDRESS	**PHONE NUMBER**	**FAX NUMBER**	**DATE SHIPPED**
300 STATE ST.	585-295-6611	585-454-3066	3/28/13
CITY STATE ZIP	**SAMPLER (PLEASE PRINT)**	**REMOX® ISCO REAGENT**	
ROCHESTER, NY 14614	JENNIFER GILLEN	☐ SOLID ☐ LIQUID ☐ EITHER	
PROJECT MANAGER	**SAMPLER'S SIGNATURE**		
DAN NOLL	J. L.		

ANALYSIS REQUESTED

(FOR LAB USE ONLY)

TECH # 13-056

LOGGED BY: _____

SAMPLE DESCRIPTION	DATE COLLECTED	TIME COLLECTED	SAMPLE TYPE SOIL	SAMPLE TYPE GW	SOIL TYPE	# OF CONT	PNOD Soil Demand ASTM D7262-07	REMARKS
690 ST. PAUL PNOD	3/27/13	16:00	X			6	X	

TURNAROUND TIME REQUESTED (PLEASE CIRCLE) (RUSH IS SUBJECT TO CARUS CORPORATION APPROVAL) — (NORMAL) RUSH

SEND RESULTS TO: DNOLL@LABELLAPC.COM + JGILLEN@LABELLAPC.COM

ADDITIONAL COMMENTS: QUESTIONS - CALL JEN GILLEN - 315-402-6480

RELINQUISHED BY: (SIGNATURE)	DATE	TIME	RECEIVED BY: (SIGNATURE)	DATE	TIME
J. L.	3/28/13	0800			
RELINQUISHED BY: (SIGNATURE)	**DATE**	**TIME**	**RECEIVED AT LAB BY: (SIGNATURE)**	**DATE**	**TIME**

COMMENTS: (FOR LAB USE ONLY)

SAMPLE(S) RECEIVED ON ICE	Y OR N
BOTTLES RECEIVED IN GOOD CONDITION	Y OR N
BOTTLES FILLED WITH ADEQUATE VOLUME	Y OR N
SAMPLES RECEIVED WITHIN HOLD TIME(S)	Y OR N

Ship samples to: Carus Corporation, 1500 8th Street, Bldg 45 – Customer Service Lab, LaSalle, IL 61301